

LOAD KING



PARTS MANUAL LOAD KING 25-92RM

WARNING: Operating, servicing and maintaining this equipment can expose you to chemicals including engine exhaust, carbon monoxide, phthalates, and lead, which are known to the State of California to cause cancer and birth defects or other reproductive harm. These chemicals can be emitted from or contained in other various parts and systems, fluids and some component wear by-products. To minimize exposure, avoid breathing exhaust, do not idle the engine except as necessary, service your equipment and vehicle in a well-ventilated area and wear gloves or wash your hands frequently when servicing your equipment or vehicle and after operation. For more information go to www.P65Warnings.ca.gov/passenger-vehicle.

Breathing diesel engine exhaust exposes you to chemicals known to the State of California to cause cancer and birth defects or other reproductive harm.

- Always start and operate the engine in a well-ventilated area.
- If in an enclosed area, vent the exhaust to the outside.
- Do not modify or tamper with the exhaust system.
- Do not idle the engine except as necessary.

For more information go to www.P65warnings.ca.gov/diesel.

Crane Limited Product Warranty

Load King LLC ("Load King") warrants to the original Buyer its new Products will be free, under normal use and service, of any defects in material or workmanship for a period of (i) two years (24 months), or (ii) 2,000 hours of operation. In addition, the warranty period is five years (60 months) for structural crane weldments (boom section, jib, outrigger beam, subbase, frame, mounting anchors, mast, turntable). Each of those aforementioned periods shall commence at the date of initial installation or commission; provided, however, those periods, in the case of a distributor of Load King, shall commence no later than six (6) months after the date of shipment by Load King. Parts fitted during a warranty repair will take on the remaining warranty time period only. The foregoing warranties shall be honored provided that Load King receives written notice of the defect within thirty (30) days of its discovery, but in no event later than fifteen (15) days after the expiration of the applicable warranty period, and it has been established that (i) the Product has been maintained and operated within the limits of rated and normal usage and in strict compliance with Load King's operating and maintenance manuals, (ii) the defect did not result in any manner from the intentional or negligent action, inaction or abuse by Buyer or any third party, and (iii) in the case of structural warranty, all annual inspections have been completed by an authorized Load King service center. If it cannot be established that conditions (i), (ii) and (iii) above have been met, then this Warranty shall not cover the alleged defect.

If requested by Load King, the defective Product must be returned to Load King, or other location designated by Load King, for inspection. Load King reserves the right to review the Product's maintenance procedures to determine if any alleged defect is covered under this Warranty. Delivery inspection forms are required for warranty validation and processing.

Load King's obligation and liability under this Warranty is expressly limited to, at Load King's sole option, repairing or replacing, with new or remanufactured parts or components, any part, which appears to Load King upon inspection to have been defective in material or workmanship. Replacement parts will be provided to Buyer subject to Load King's current warranty claim handling processes. All Products replaced under this Warranty become the property of Load King.

Accessories, assemblies and components included in the Product, which are not manufactured by Load King, are subject to the warranty of their respective manufacturers. Load King does not provide any warranty and Load King specifically disclaims any liability relating to the boom-truck carriers; however, Purchaser may be entitled to the respective boom-truck carrier OEM's pass-through warranty (subject to any registration requirements).

This Warranty shall be null and void if parts (including wear parts) other than genuine Load King Parts are used in or attached to the Product or if serial numbers have been altered, defaced, or removed with respect to Load King's Products or if the Product has been altered without Load King's written agreement.

LOAD KING MAKES NO OTHER WARRANTIES, EXPRESS OR IMPLIED, AND MAKES NO WARRANTIES OF MERCHANTABILITY OR FITNESS FOR ANY PARTICULAR PURPOSE.

No employee or representative is authorized to modify this Warranty unless such modification is made in writing and signed by an authorized officer of Load King.

This warranty is continuous for the above stated periods, and "stopping and restarting" such periods ("stop and go") is not accepted by Load King.

Load King's obligation under this Warranty shall not include the items listed below as "Items not covered by this Warranty."

NO TRANSFERABILITY OF THIS WARRANTY: This Warranty is limited to Buyer or, if sold through a distributor of Load King, to the first End User of the Product, and is not assignable or otherwise transferable without the written agreement of Load King.

ITEMS NOT COVERED BY THIS WARRANTY

The following items are not covered under this Warranty (the following list is not exhaustive):

- Normal maintenance, adjustments, maintenance parts or wear parts, including without limitation wear pads, seals, gaskets, hoses, friction plates, glass, clutch and brake linings, filters, wire rope, exterior coatings, proper tightening of bolts, nuts and fittings, adding or replacing of fluids, filters, breathers, belts, nozzles, adjustments of any kind, service supplies such as hand cleaners, towels and lubricants, inspections, diagnostic time, travel time, or labor.
- Products sold by any individual, corporation, partnership or any other third party that is not authorized by Load King to distribute the Product.
- Damage or defect caused by, or other costs related to, work performed by personnel not authorized by Load King to service or repair the Product.
- Damage or defect caused by operation of the Product by personnel or users not authorized or instructed or trained to operate the Product.
- Costs including, without limitation, travel, freight and labor, resulting from shipment or transfer of the Product into or use in a region not covered by Load King's service network.
- Costs including, without limitation, travel, freight and labor, related to the disassembling and assembling of any equipment with respect to a defective Part integrated in such equipment not covered by Load King's warranty.
- Damage or defect resulting from improper storage, weathering, lack of use, demonstration use, or use for transportation of corrosive chemicals.
- Damage or defect resulting from operation of the Product after a failure, damage or defect noticeably occurred, or damage or defect caused by worn parts or fluids.
- Damage or defect caused by operation or storage of the Product under extreme weather or geographical conditions, including without limitation, fires, freezing, floods, other natural disasters and abnormal conditions of temperature, moisture, dirt or corrosive matter, without the written agreement of Load King.
- Damage or defect caused by non-compliance with Load King's campaign bulletins, product safety and service releases.
- Damage or defect caused by carrier handling. Any such claim for damage should be filed immediately with the respective carrier.
- Cost including, without limitation, travel, freight and labor, resulting from the lack of Buyer or the user of the Product to comply with their obligations under this Warranty.
- Damage or defect resulting from or costs related to acts of God.

THIS WARRANTY IS EXPRESSLY IN LIEU OF AND EXCLUDES ALL OTHER WARRANTIES, REPRESENTATIONS AND CONDITIONS, EXPRESS OR IMPLIED AND ALL OTHER STATUTORY, CONTRACTUAL, TORTIOUS AND COMMON LAW OBLIGATIONS OR LIABILITY ON LOAD KING'S PART ARE HEREBY EXPRESSLY EXCLUDED TO THE MAXIMUM PERMITTED BY LAW. THERE ARE NO WARRANTIES THAT EXTEND BEYOND THE LIMITED WARRANTY CONTAINED HEREIN. Load King neither assumes nor authorizes any other person to assume for Load King any other liability in connection with the sale of Load King's Product. In the event that any provision of this Warranty is held unenforceable for any reason, the remaining provisions shall remain in full force and effect.

IN THE EVENT OF ANY BREACH OF THE WARRANTY BY LOAD KING, LOAD KING'S LIABILITY SHALL BE LIMITED EXCLUSIVELY TO THE REMEDIES (AT LOAD KING'S SOLE OPTION) OF REPAIR OR REPLACEMENT OF ANY DEFECTIVE PRODUCT COVERED BY THE WARRANTY. NOTWITHSTANDING ANYTHING CONTAINED IN THIS WARRANTY TO THE CONTRARY, LOAD KING SHALL NOT BE LIABLE FOR AND SPECIFICALLY DISCLAIMS ALL INDIRECT, CONSEQUENTIAL, INCIDENTAL OR OTHER DAMAGES OR LOSSES WHETHER OR NOT ADVICES OF THE POSSIBILITY THEREOF. Nothing in this Section shall operate to exclude Load King's liability for death or personal injury when directly related to Load King's negligent act or omission.

INSTRUCTIONS FOR ORDERING PARTS

When ordering parts, contact your nearest Load King distributor and give the following information to assure prompt service:

MACHINE IDENTIFICATION:

State the model and serial number information, on the plate on the operator's console.

PART IDENTIFICATION:

State the part number, description and quantity required. Do not use the item number. Avoid using the words "pairs" or "sets".

SHIPPING INSTRUCTIONS:

State the invoicing address. Unless otherwise specified, invoices will be mailed to the shipping address on file.

State the correct shipping address and the means of shipment: parcel post, air mail, air freight, UPs, etc.



Load King
7701 Independence Ave.
Kansas City, MO 64125
Parts: (816) 241- 8387
Service: (833) 281-7911
info@loadkingmfg.com

USING THIS PARTS BOOK

This Parts Manual has been designed for optimum ease of reading and is the key to Customer-Distributor-Factory communication. Genuine replacement parts, along with interchangeable product improvements as they become available, will keep your machine in a reliable and productive condition.

Use this manual as a supplement to the Operator's Manual when performing service procedures on the machine.

EXPLODED VIEW ILLUSTRATIONS show the relationship of assembled parts. The illustrations are keyed to an accompanying parts list on the same page or on the facing page and are positioned for ease in reading the manual.



IMPORTANT

This manual lists serviceable parts for every machine built of this model designation. Serial numbers are used to identify parts when a product improvement is made or an alternate component is used. It is important to know the serial number of the machine before searching for replacement parts.

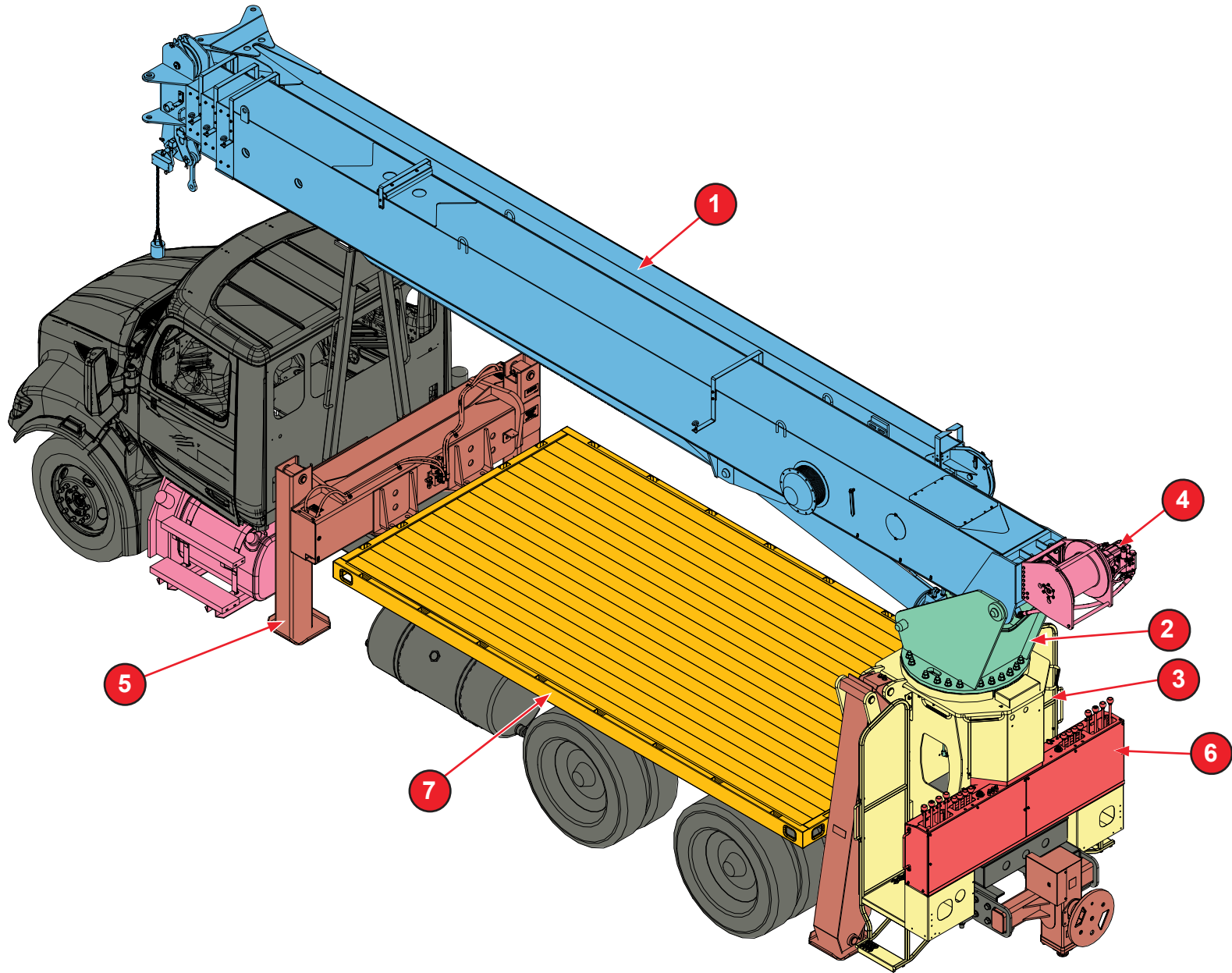
TABLE OF CONTENTS

| | | | |
|---|------------|---|------------|
| CRANE OVERVIEW | 11 | NON-BOOM LMI PARTS BT MACHINES | 120 |
| CRANE OVERVIEW | 12 | CENT POST INSTALL (CONT ROT)..... | 122 |
| BOOM | 15 | HYDRAULICS | 127 |
| BOOM ASSEMBLY | 16 | HYDRAULIC TANK OPTION..... | 128 |
| WELDMENT, SECTION 1..... | 18 | HYD RES 90 GAL RND BT TANK..... | 130 |
| WELDMENT, SECTION 2..... | 22 | HYD RES 90 GAL M/F TANK BT..... | 132 |
| WELDMENT SECTION 3..... | 28 | HYDRAULIC PIPING, AUX O/R..... | 134 |
| WELDMENT SECTION 4..... | 34 | HYD PIPING-M-FRAME..... | 138 |
| EXTEND TUBE ASSY (92 FT)..... | 38 | HYD PIPING-M-FRAME..... | 146 |
| SHEAVE ASSY,EXT-5/8 ROPE | 42 | OUTRIGGERS | 151 |
| ASSY, EXT CYLINDER 92FT | 44 | MAIN OUTRIGGER ASSEMBLY..... | 152 |
| SHEAVE ASSEMBLY, BOOM RETRACT | 48 | ASSY, MAIN OUTRIGGER..... | 158 |
| LOADBLOCK OPTIONS..... | 50 | AUX OUTRIGGER REAR MOUNT INSTALLATION..... | 164 |
| HOOK BLOCK ASSY, 1 SHEAVE, 17.5 TON | 52 | CONSOLE | 167 |
| HOOKBLOCK, 2 SHEAVE, 25T, 9/16IN, 511LBS..... | 54 | CONTROL CONSOLE ASSEMBLY..... | 168 |
| LOADBALL OPTIONS | 56 | CONTROL CONSOLE ASSEMBLY..... | 170 |
| BALL, OHAUL, 8T, 220LBS, 1/2 & 9/16IN | 58 | KIT, CONTROL HANDLE WELDMENT | 176 |
| JIB OPTIONS | 60 | KIT-CONTROL LINK ASSY, TRIPLE PUMP..... | 180 |
| JIB ASSEMBLY 26" | 62 | HOSE KIT- CONTROL ASSY | 184 |
| JIB ASSEMBLY 26"/ 44" | 66 | CONTROL CONSOLE ASSEMBLY..... | 188 |
| TOPPING CYLINDER ASSEMBLY..... | 72 | KIT, CONTROL HANDLE WELDMENT | 194 |
| CABLE GUIDE INSTALL | 74 | KIT-CONTROL LINK ASSY, TRIPLE PUMP..... | 198 |
| ATBLMI INSTALLATION(GREER)..... | 76 | HOSE KIT- CONTROL ASSY | 202 |
| SUBFRAME | 79 | FLATBED OPTIONS | 207 |
| MAINFRAME INSTALL..... | 80 | FLATBED OPTIONS..... | 208 |
| BOOM REST ASSEMBLY..... | 82 | 16' STEEL STD FLATBED | 210 |
| REAR BUMPER OUTRIGGER | 84 | FLATBED INSTALL, STD DUTY | 212 |
| FRONT BUMPER OUTRIGGER OPTIONS | 86 | 16' STEEL SUPER DUTY FLATBED..... | 214 |
| 4000/7000 SERIES FRONT BUMPER OUTRIGGER ASSY 34 INCH FRAME..... | 88 | FLATBED INSTALL, STD DUTY | 216 |
| 4000/7000 SERIES FRONT BUMPER OUTRIGGER ASSY 46 INCH FRAME..... | 90 | 16' WOOD STD FLATBED..... | 218 |
| O/R SUBASSY,FRONT BUMPER..... | 92 | ELECTRICAL | 221 |
| SUBFRAME RM REAR LIGHTS | 94 | SUBFRAME ELECTRICAL INSTALL..... | 222 |
| SHEAR PLATE INSTALLATION..... | 98 | OPTIONS | 225 |
| TURRET | 101 | WINCH OPTIONS..... | 226 |
| ROTATION OPTIONS - WINCH..... | 102 | WINCH INSTALL COMBINED FLOW | 228 |
| MAIN FRAME ASSEMBLY CR..... | 104 | 2SP WINCH INSTALL(3000/4000) | 230 |
| MAIN FRAME ASSEMBLY NCR | 106 | PUMP OPTIONS..... | 232 |
| TURRET INSTALL CON ROT | 108 | AUTO TRANS. +4" STD HOSE KIT..... | 234 |
| TURRET INSTALL NON-CONROT..... | 112 | MAN PUMP INSTALL - 8 BOLT PTO & 1" HOSE KIT | 236 |
| SWING INSTALL..... | 118 | MISC OPTIONS | 238 |

| | |
|--------------------------------------|------------|
| AUX SHEAVE ASSY | 240 |
| WINCH INSTALL COMBINED FLOW | 242 |
| OIL COOLER INSTALLATION | 244 |
| HARNESS BUMP THROTTLE | 246 |
| WINCH CABLE TENSIONER(12K)..... | 248 |
| RADIO REMOTE ASSEMBLY | 250 |
| ROPE OPTIONS | 252 |
| MANUALS. | 255 |
| 25-92RM MANUAL PACKS..... | 256 |
| 25-92RM MANUAL PACKS, EN-SP-FR | 258 |

PAGE INTENTIONALLY LEFT BLANK

CRANE OVERVIEW



WHEN ORDERING PARTS, SPECIFY MODEL NUMBER, SERIAL NUMBER AND DESCRIPTION OF PARTS REQUIRED

CRANE OVERVIEW

25-92RM OVERVIEW

- 1 BOOM
- 2 SUBFRAME
- 3 TURRET
- 4 HYDRAULICS
- 5 OUTRIGGERS
- 6 CONSOLE
- 7 FLATBED
- 8* ELECTRICAL
- 9* OPTIONS
- 10* MANUALS

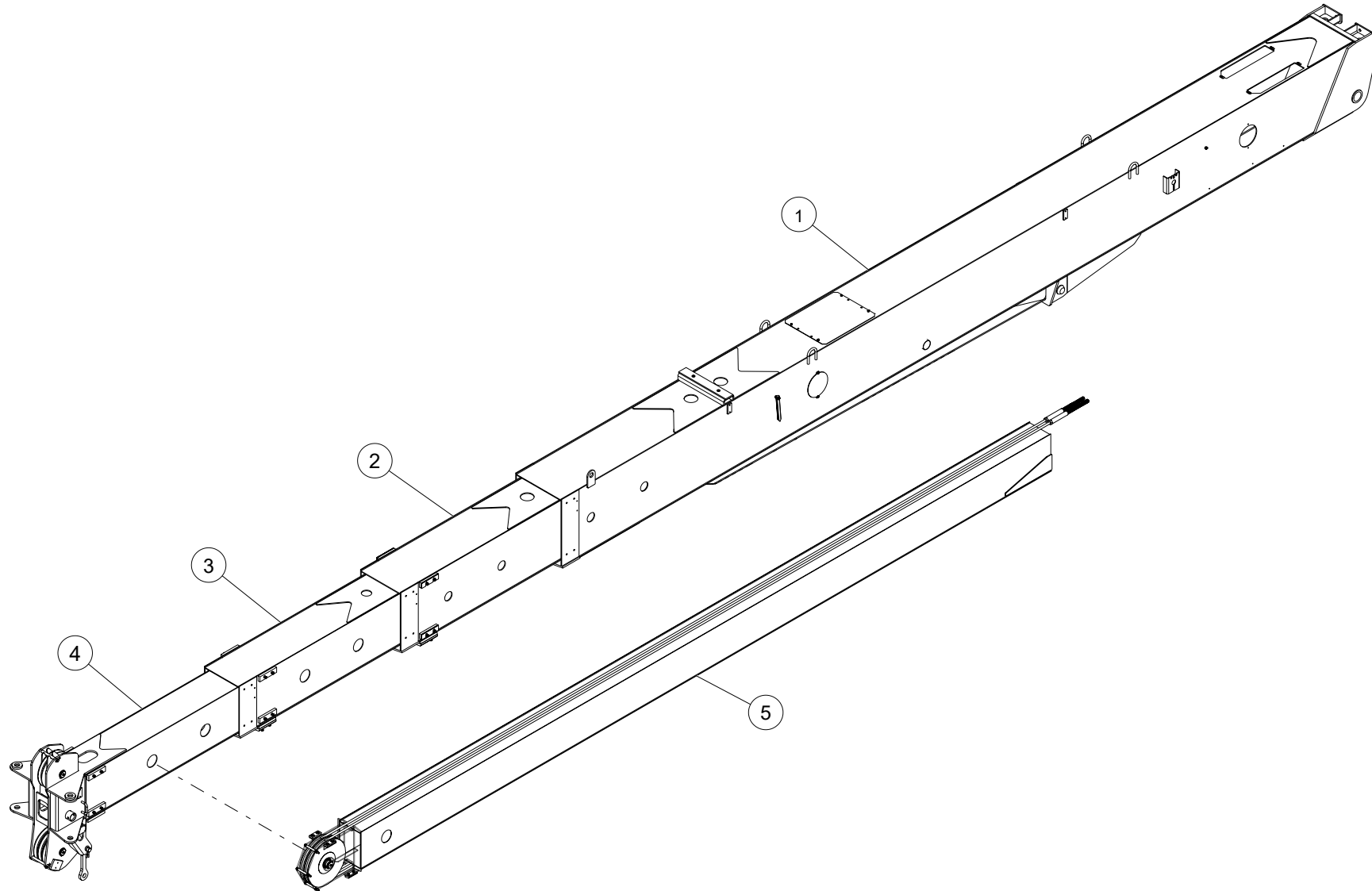
* ITEM NOT SHOWN IN THE ILLUSTRATION

WHEN ORDERING PARTS, SPECIFY MODEL NUMBER, SERIAL NUMBER AND DESCRIPTION OF PARTS REQUIRED

PAGE INTENTIONALLY LEFT BLANK

BOOM

BOOM ASSEMBLY

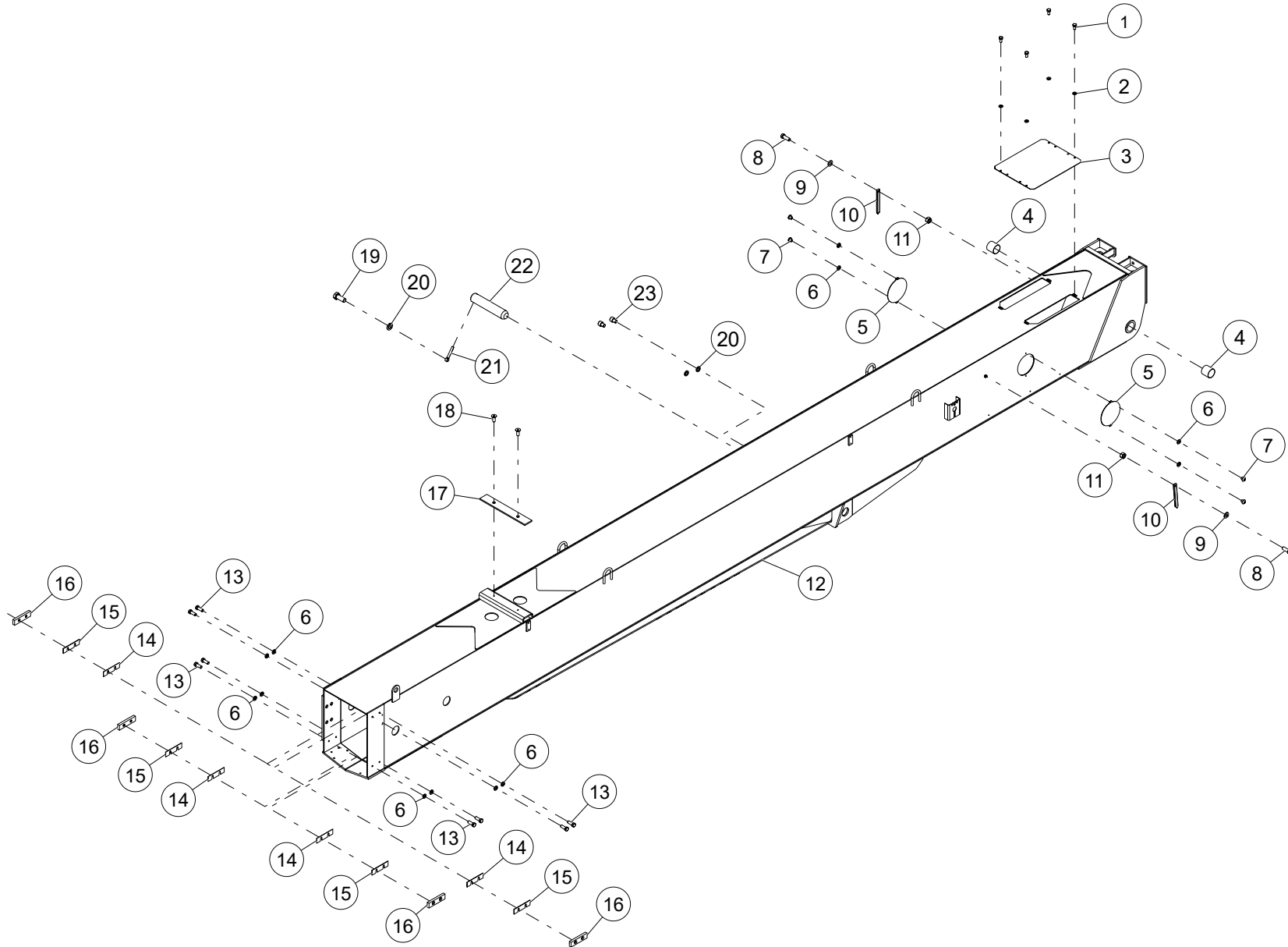


WHEN ORDERING PARTS, SPECIFY MODEL NUMBER, SERIAL NUMBER AND DESCRIPTION OF PARTS REQUIRED

BOOM ASSEMBLY

| ITEM | PART NUMBER | DESCRIPTION | QUANTITY | NOTES |
|------|----------------|--------------------------|----------|-------------|
| | 1028771 | BOOM ASSEMBLY | | |
| 1 | 1028772 | WELDMENT, SECTION 1 | 1 | SEE PAGE 18 |
| 2 | 1028773 | WELDMENT, SECTION 2 | 1 | SEE PAGE 22 |
| 3 | 1028774 | WELDMENT SECTION 3 | 1 | SEE PAGE 28 |
| 4 | 1028775 | WELDMENT, SECTION 4 | 1 | SEE PAGE 34 |
| 5 | C1059835 | EXTEND TUBE ASSY (92 FT) | 1 | SEE PAGE 38 |

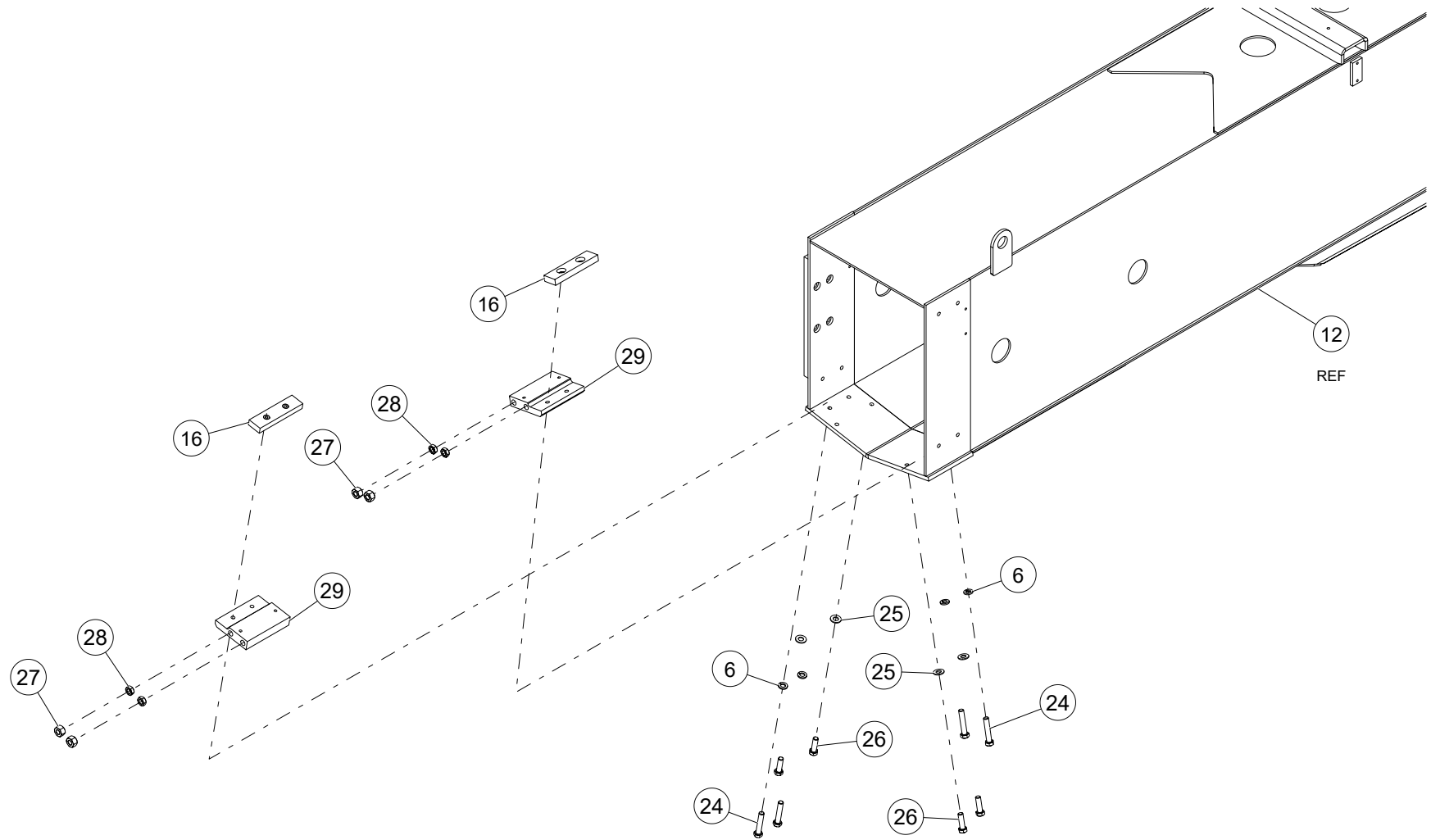
WHEN ORDERING PARTS, SPECIFY MODEL NUMBER, SERIAL NUMBER AND DESCRIPTION OF PARTS REQUIRED



WHEN ORDERING PARTS, SPECIFY MODEL NUMBER, SERIAL NUMBER AND DESCRIPTION OF PARTS REQUIRED

| ITEM | PART NUMBER | DESCRIPTION | QUANTITY | NOTES |
|------|-----------------|---|----------|---------------------------------|
| | 1028772 | WELDMENT, SECTION 1 | | |
| 1 | HHCS-C3136258Z0 | HEX HEAD CAP SCREW, 5/16-18 X 5/8 LEN, GR8, ZN | 4 | |
| 2 | WSH4-X3130008Z0 | SPIRAL LOCK WASHER, 5/16, GR8, ZN | 4 | |
| 3 | 729-02798 | PLATE, BASE BOOM COVER | 1 | |
| 4 | 271-18002 | BEARING 2.75 SHFT X 2.75, TEFLON | 2 | |
| 5 | 802-01572 | COVER PLT-BM HOLE-RS44/47 | 2 | |
| 6 | WSH4-X3750008Z0 | SPIRAL LOCK WASHER, 3/8, GR8, ZN | 12 | Total 16 in WELDMENT, SECTION 1 |
| 7 | SH03-C375375BZ0 | SHCS BUTTON HEAD, 3/8-16 X 3/8 LEN, ZN | 4 | |
| 8 | HHCS-C438A258Z1 | HEX HEAD CAP SCREW, 7/16-14 X 1 1/4 LEN, GR8, ZN, FULL THREAD | 2 | |
| 9 | WSH2-X4380008Z0 | SAE WASHER, 7/16, GR8, ZN | 2 | |
| 10 | 729-02578 | POINTER | 2 | |
| 11 | NUT5-C4380008Z0 | HEAVY HEX NUT, 7/16-14, GR8, ZN | 2 | |
| 12 | 1028772 | WELDMENT, SECTION 1 | 1 | |
| 13 | HHCS-C375A008Z0 | HEX HEAD CAP SCREW, 3/8-16 X 1 LEN, GR8, ZN | 8 | |
| 14 | 787-00239 | SHIM 6.75 X 1.75 X .063 | 4 | |
| 15 | 787-00240 | SHIM 6.75 X 1.75 X .10 | 4 | |
| 16 | 729-02235 | WEAR PAD, 6.75 X 1.75 X 0.75 | 4 | Total 6 in WELDMENT, SECTION 1 |
| 17 | 729-02348 | 2 HOLE WEAR PAD | 1 | |
| 18 | SH02-C375A00BZ1 | SHCS C'SUNK HEAD, 3/8-16 X 1 LEN, ZN, FULL THREAD | 2 | |
| 19 | HHCS-C625A508M0 | HEX HEAD CAP SCREW, 5/8-11 X 1 1/2 LEN, GR8, MA | 1 | |
| 20 | WSH4-X6250008Z0 | SPIRAL LOCK WASHER, 5/8, GR8, ZN | 3 | |
| 21 | 224-26005 | ROD END 5/8 DIA X 4.25" LG | 1 | |
| 22 | 870-80019 | PIN | 1 | |
| 23 | SHCS-C625750AM0 | SOCKET HEAD CAP SCREW, 5/8-11 X 3/4 LEN, MA | 2 | |

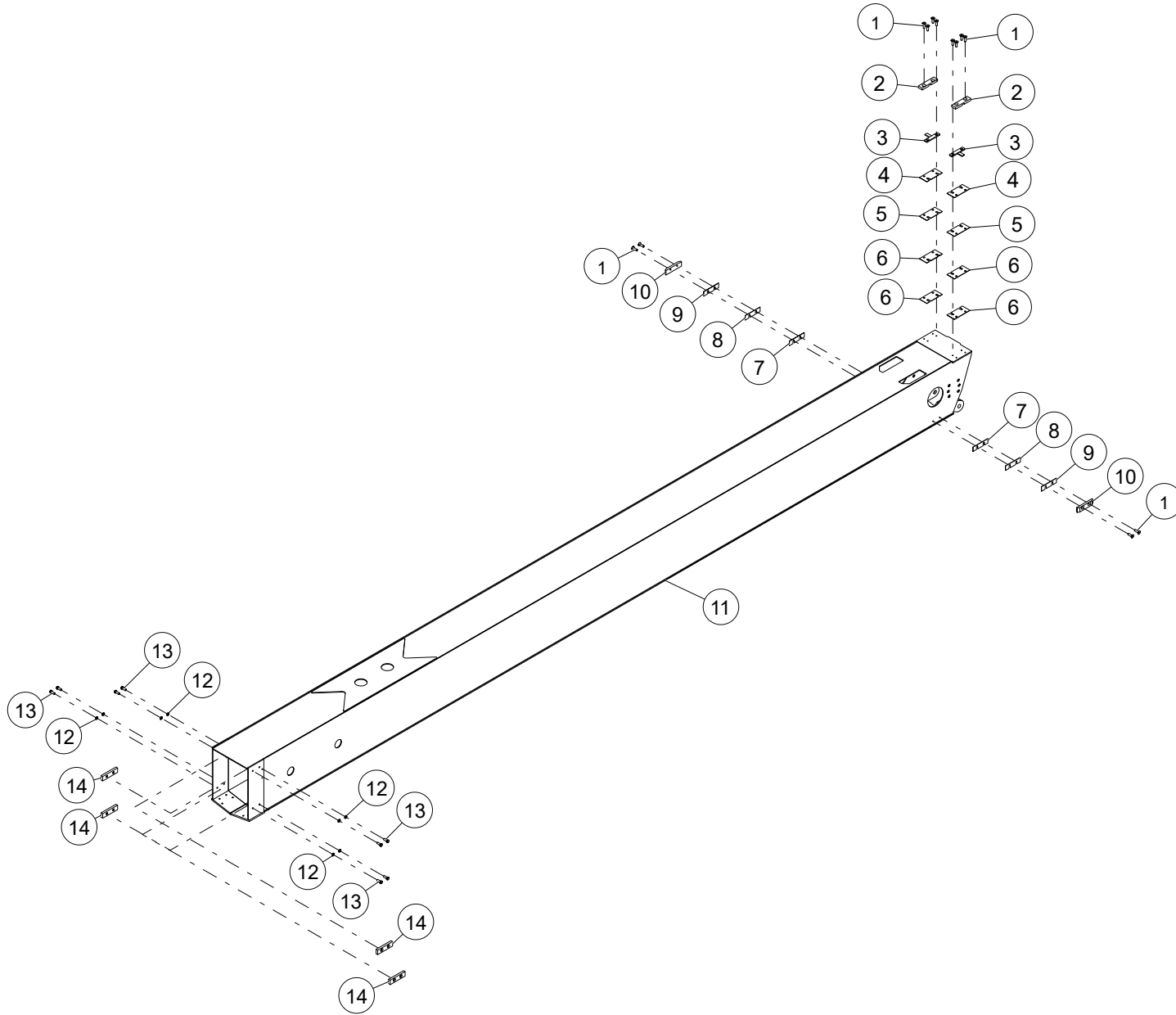
WHEN ORDERING PARTS, SPECIFY MODEL NUMBER, SERIAL NUMBER AND DESCRIPTION OF PARTS REQUIRED



WHEN ORDERING PARTS, SPECIFY MODEL NUMBER, SERIAL NUMBER AND DESCRIPTION OF PARTS REQUIRED

| ITEM | PART NUMBER | DESCRIPTION | QUANTITY | NOTES |
|-------------|--------------------|---|-----------------|--------------|
| | 1028772 | WELDMENT, SECTION 1 | | |
| 24 | HHCS-C375B008Z0 | HEX HEAD CAP SCREW, 3/8-16 X 2 LEN, GR8, ZN | 4 | |
| 25 | WSH2-X3750008Z0 | SAE WASHER, 3/8, GR8, ZN | 4 | |
| 26 | HHCS-C375A258Z0 | HEX HEAD CAP SCREW, 3/8-16 X 1 1/4 LEN, GR8, ZN | 4 | |
| 27 | NUT5-C6250008M0 | HEAVY HEX NUT, 5/8-11, GR8, MA | 4 | |
| 28 | NUT2-C6250008M0 | HEX JAM NUT, 5/8-11, GR8, MA | 4 | |
| 29 | 780-00279 | BLOCK, SUPPORT RETRACT CABLE | 2 | |

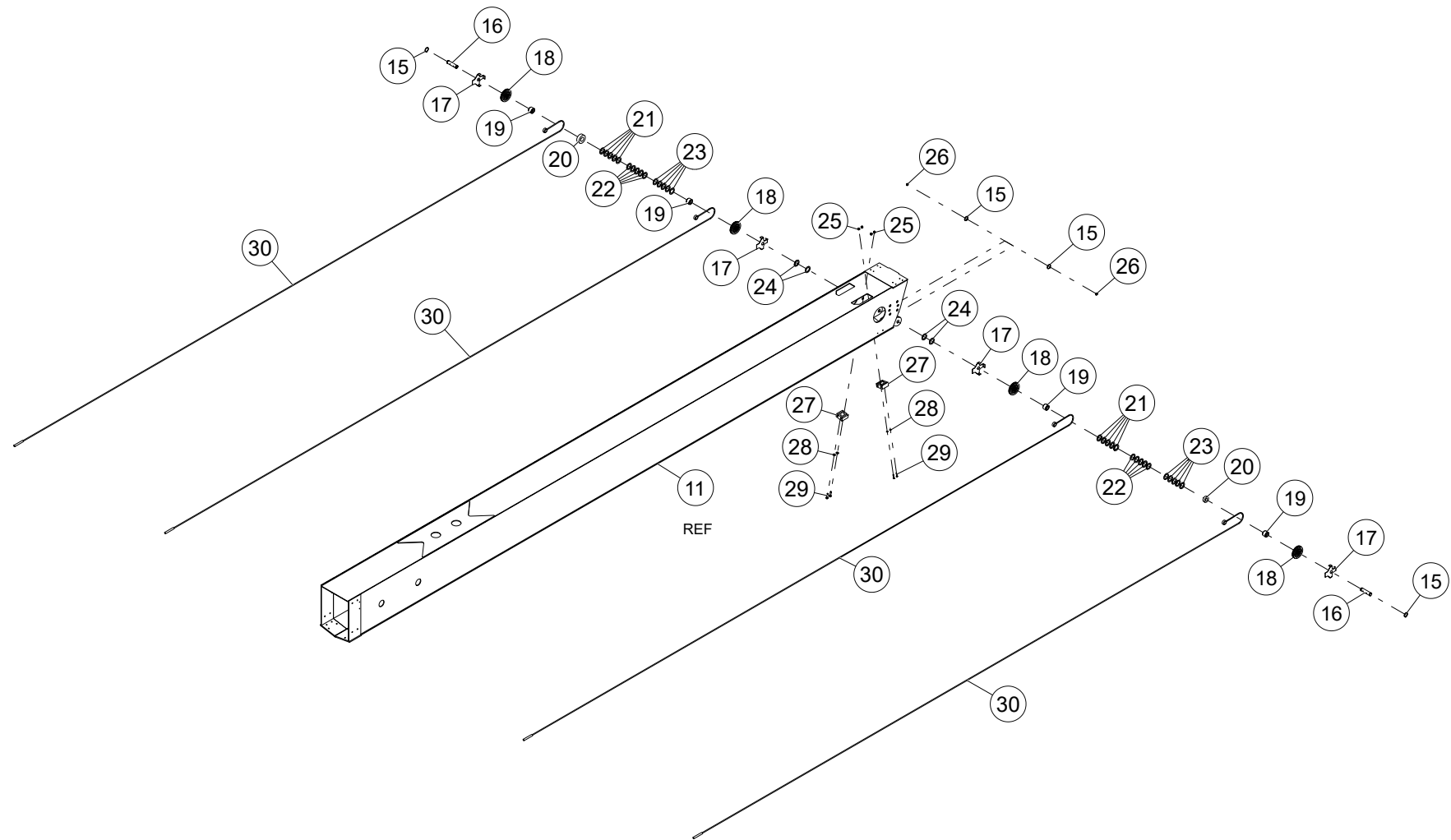
WHEN ORDERING PARTS, SPECIFY MODEL NUMBER, SERIAL NUMBER AND DESCRIPTION OF PARTS REQUIRED



WHEN ORDERING PARTS, SPECIFY MODEL NUMBER, SERIAL NUMBER AND DESCRIPTION OF PARTS REQUIRED

| ITEM | PART NUMBER | DESCRIPTION | QUANTITY | NOTES |
|------|-----------------|---|----------|---------------------------------|
| | 1028773 | WELDMENT, SECTION 2 | | |
| 1 | SH02-C375A25BZ0 | SHCS C'SUNK HEAD, 3/8-16 X 1 1/4 LEN, ZN` | 12 | |
| 2 | 729-02335 | ANTI-SHIFT WEAR PAD (00840) | 2 | |
| 3 | 783-03524 | ANTI-SHIFT W/P MTG BAR | 2 | |
| 4 | 787-00308 | ANTI-SHIFT W/P SHIM .040 | 2 | |
| 5 | 787-00309 | ANTI-SHIFT W/P SHIM .063 | 2 | |
| 6 | 787-00310 | ANTI-SHIFT W/P SHIM .100 | 4 | |
| 7 | 787-00238 | SHIM 6.75 X 1.75 X .040 | 2 | |
| 8 | 787-00239 | SHIM 6.75 X 1.75 X .063 | 2 | |
| 9 | 787-00240 | SHIM 6.75 X 1.75 X .10 | 2 | |
| 10 | 729-02236 | WEAR PAD SIDE BOOM | 2 | |
| 11 | 1028773 | WELDMENT, SECTION 2 | 1 | |
| 12 | WSH4-X3750008Z0 | SPIRAL LOCK WASHER, 3/8, GR8, ZN | 8 | Total 12 in WELDMENT, SECTION 2 |
| 13 | HHCS-C375A008Z0 | HEX HEAD CAP SCREW, 3/8-16 X 1 LEN, GR8, ZN | 8 | |
| 14 | 729-02235 | WEAR PAD, 6.75 X 1.75 X 0.75 | 4 | Total 6 in WELDMENT, SECTION 2 |

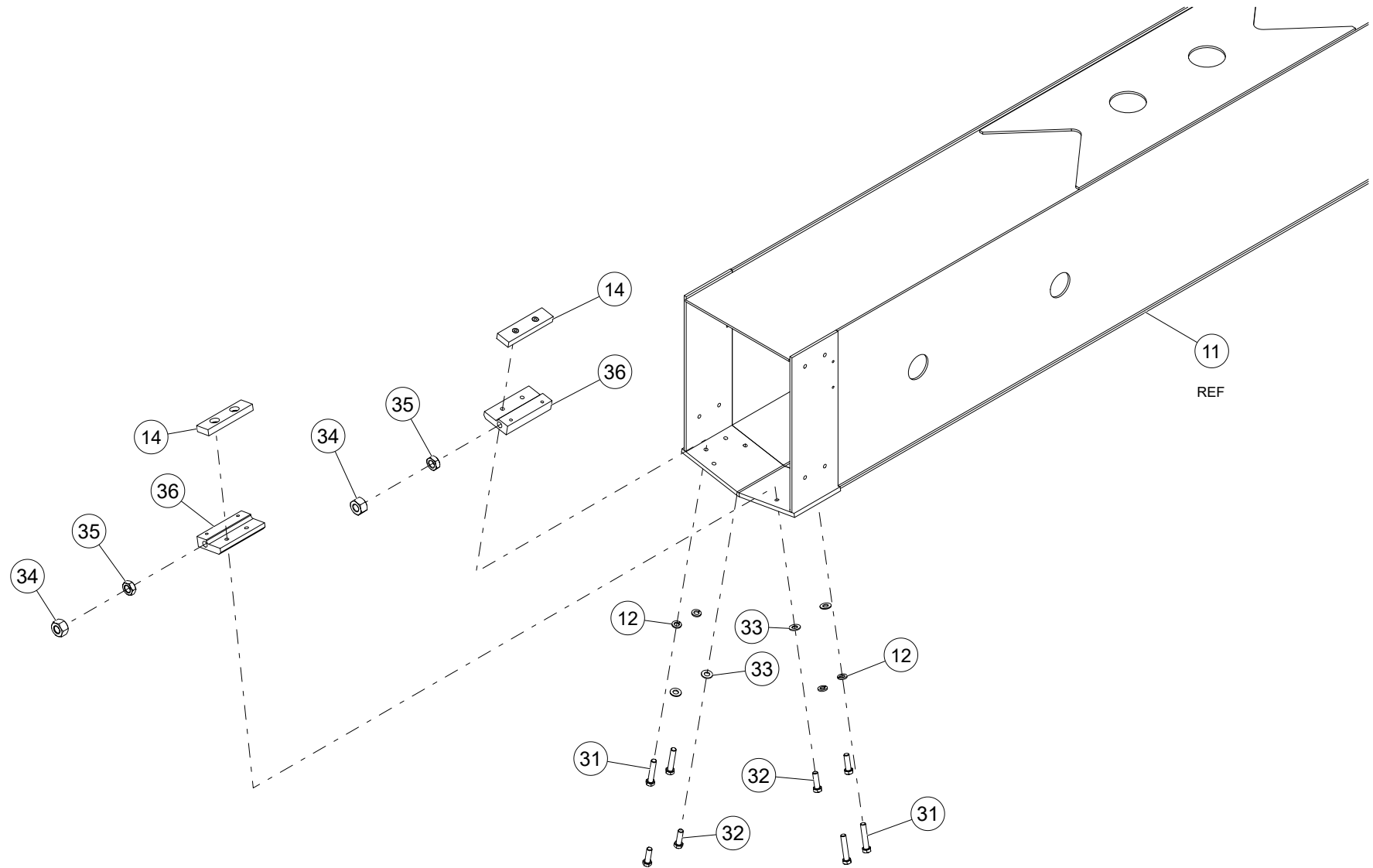
WHEN ORDERING PARTS, SPECIFY MODEL NUMBER, SERIAL NUMBER AND DESCRIPTION OF PARTS REQUIRED



WHEN ORDERING PARTS, SPECIFY MODEL NUMBER, SERIAL NUMBER AND DESCRIPTION OF PARTS REQUIRED

| ITEM | PART NUMBER | DESCRIPTION | QUANTITY | NOTES |
|------|------------------|--|----------|-------------|
| | 1028773 | WELDMENT, SECTION 2 | | |
| 15 | 200-10013 | RETAINING RING TRUARC (00784) | 4 | |
| 16 | 870-30208 | PIN, 1 1/4 DIA (SHEAVE) | 2 | |
| 17 | 729-02336 | CBL RTR,RET SHV-2ND PAINT BLACK | 4 | |
| 18 | 860-10009 | SHEAVE ASSEMBLY, BOOM RETRACT | 4 | SEE PAGE 48 |
| 19 | 274-20004 | BEARING, INNER RACE, 1.25 SHAFT | 4 | |
| 20 | 031-40229 | SPACER, CYL 2.50 X .875 | 2 | |
| 21 | 1208-26 | SHIM, ROUND 1.25X1.875X0.134, ST Z | 10 | |
| 22 | 1208-27 | SHIM, ROUND 1.2775X1.875X.075, ST Z | 10 | |
| 23 | 1208-28 | SHIM, ROUND 1.25X1.875X0.048, ST Z | 10 | |
| 24 | 222-29004 | SHIM 1 1/4 ID X 1 7/8 OD X18 GA | 4 | |
| 25 | NUT3-C3130008Z0 | NYLON LOCK NUT, 5/16-18, GR8, ZN | 4 | |
| 26 | 501-03001 | FITTING, 1/4-28 GREASE | 2 | |
| 27 | 729-02310 | CABLE GUIDE (RETRACT 2ND) | 2 | |
| 28 | WSH2-X3130008Z0 | SAE WASHER, 5/16, GR8, ZN | 4 | |
| 29 | HHCS-C313A508Z0 | HEX HEAD CAP SCREW, 5/16-18 X 1 1/2 LEN, GR8, ZN | 4 | |
| 30 | 861-13009 | WIRE ROPE ASSY 5/16 DIA | 4 | |

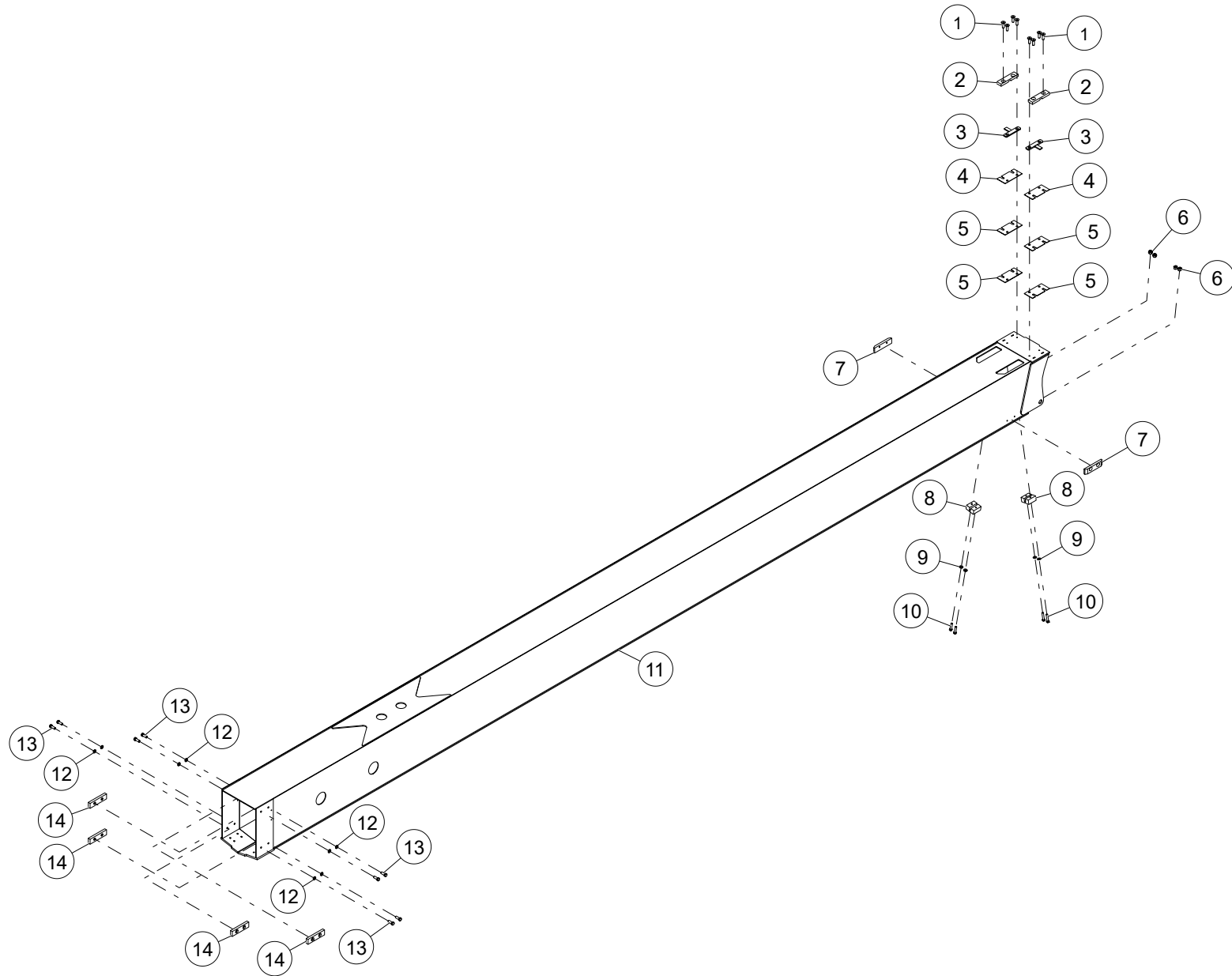
WHEN ORDERING PARTS, SPECIFY MODEL NUMBER, SERIAL NUMBER AND DESCRIPTION OF PARTS REQUIRED



WHEN ORDERING PARTS, SPECIFY MODEL NUMBER, SERIAL NUMBER AND DESCRIPTION OF PARTS REQUIRED

| ITEM | PART NUMBER | DESCRIPTION | QUANTITY | NOTES |
|------|-----------------|---|----------|-------|
| | 1028773 | WELDMENT, SECTION 2 | | |
| 31 | HHCS-C375B008Z0 | HEX HEAD CAP SCREW, 3/8-16 X 2 LEN, GR8, ZN | 4 | |
| 32 | HHCS-C375A258Z0 | HEX HEAD CAP SCREW, 3/8-16 X 1 1/4 LEN, GR8, ZN | 4 | |
| 33 | WSH2-X3750008Z0 | SAE WASHER, 3/8, GR8, ZN | 4 | |
| 34 | NUT5-C6250008M0 | HEAVY HEX NUT, 5/8-11, GR8, MA | 2 | |
| 35 | NUT2-C6250008M0 | HEX JAM NUT, 5/8-11, GR8, MA | 2 | |
| 36 | 780-00280 | SUPPORT BLK-RETRACT CABLE | 2 | |

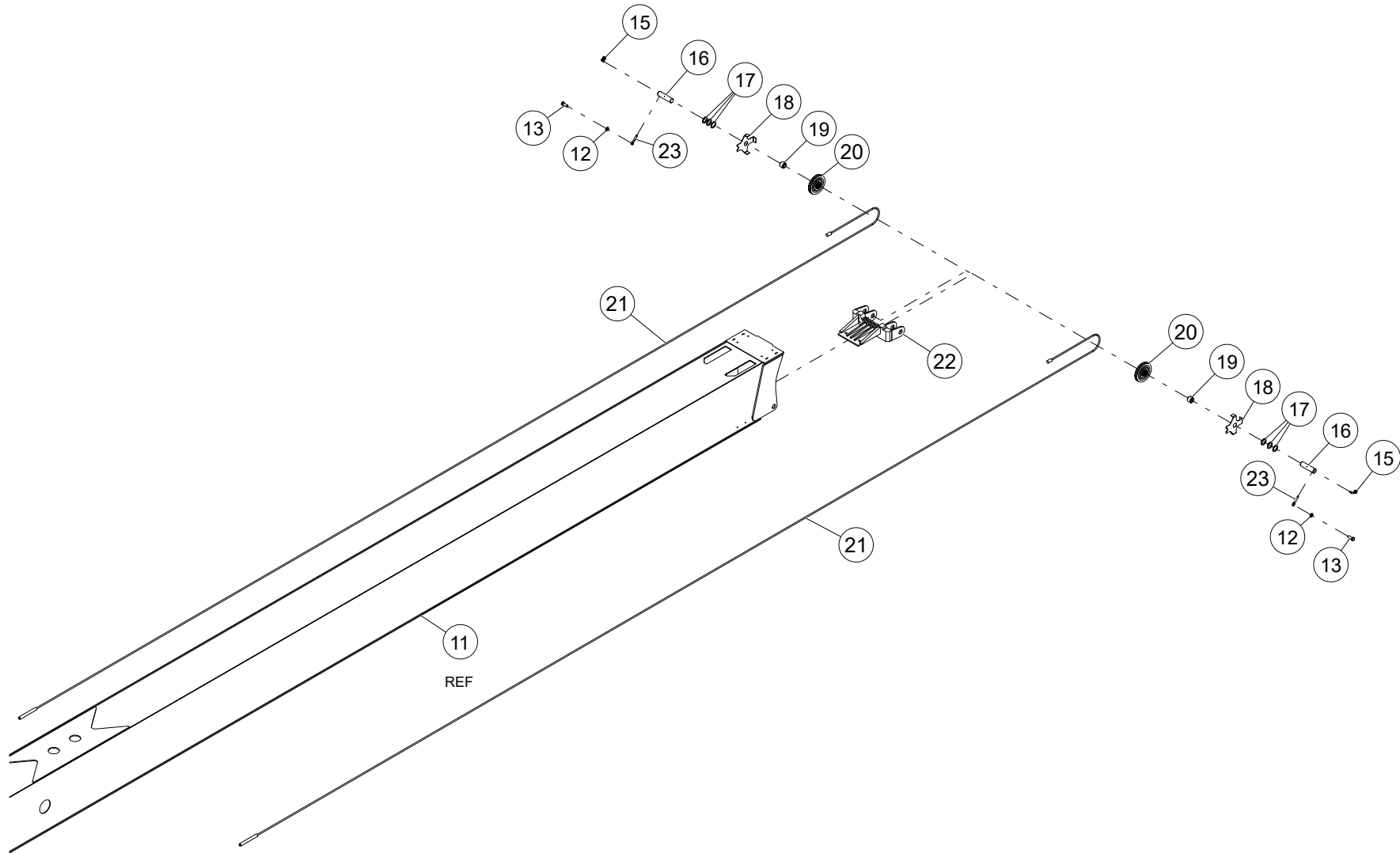
WHEN ORDERING PARTS, SPECIFY MODEL NUMBER, SERIAL NUMBER AND DESCRIPTION OF PARTS REQUIRED



WHEN ORDERING PARTS, SPECIFY MODEL NUMBER, SERIAL NUMBER AND DESCRIPTION OF PARTS REQUIRED

| ITEM | PART NUMBER | DESCRIPTION | QUANTITY | NOTES |
|------|-----------------|--|----------|---------------------------------|
| | 1028774 | WELDMENT SECTION 3 | | |
| 1 | SH02-C375A25BZ0 | SHCS C'SUNK HEAD, 3/8-16 X 1 1/4 LEN, ZN` | 8 | |
| 2 | 729-02335 | ANTI-SHIFT WEAR PAD (00840) | 2 | |
| 3 | 783-03524 | ANTI-SHIFT W/P MTG BAR | 2 | |
| 4 | 787-00308 | ANTI-SHIFT W/P SHIM .040 | 2 | |
| 5 | 787-00310 | ANTI-SHIFT W/P SHIM .100 | 4 | |
| 6 | NUT3-C3130008Z0 | NYLON LOCK NUT, 5/16-18, GR8, ZN | 4 | |
| 7 | 729-02236 | WEAR PAD SIDE BOOM | 2 | |
| 8 | 729-02311 | CABLE GUIDE (RETRACT 2ND) | 2 | |
| 9 | WSH2-X3130008Z0 | SAE WASHER, 5/16, GR8, ZN | 4 | |
| 10 | HHCS-C313A508Z0 | HEX HEAD CAP SCREW, 5/16-18 X 1 1/2 LEN, GR8, ZN | 4 | |
| 11 | 1028774 | WELDMENT SECTION 3 | 1 | |
| 12 | WSH4-X3750008Z0 | SPIRAL LOCK WASHER, 3/8, GR8, ZN | 8 | Total 10 in WELDMENT, SECTION 3 |
| 13 | HHCS-C375A008Z0 | HEX HEAD CAP SCREW, 3/8-16 X 1 LEN, GR8, ZN | 8 | Total 10 in WELDMENT, SECTION 3 |
| 14 | 729-02235 | WEAR PAD, 6.75 X 1.75 X 0.75 | 4 | Total 6 in WELDMENT, SECTION 3 |

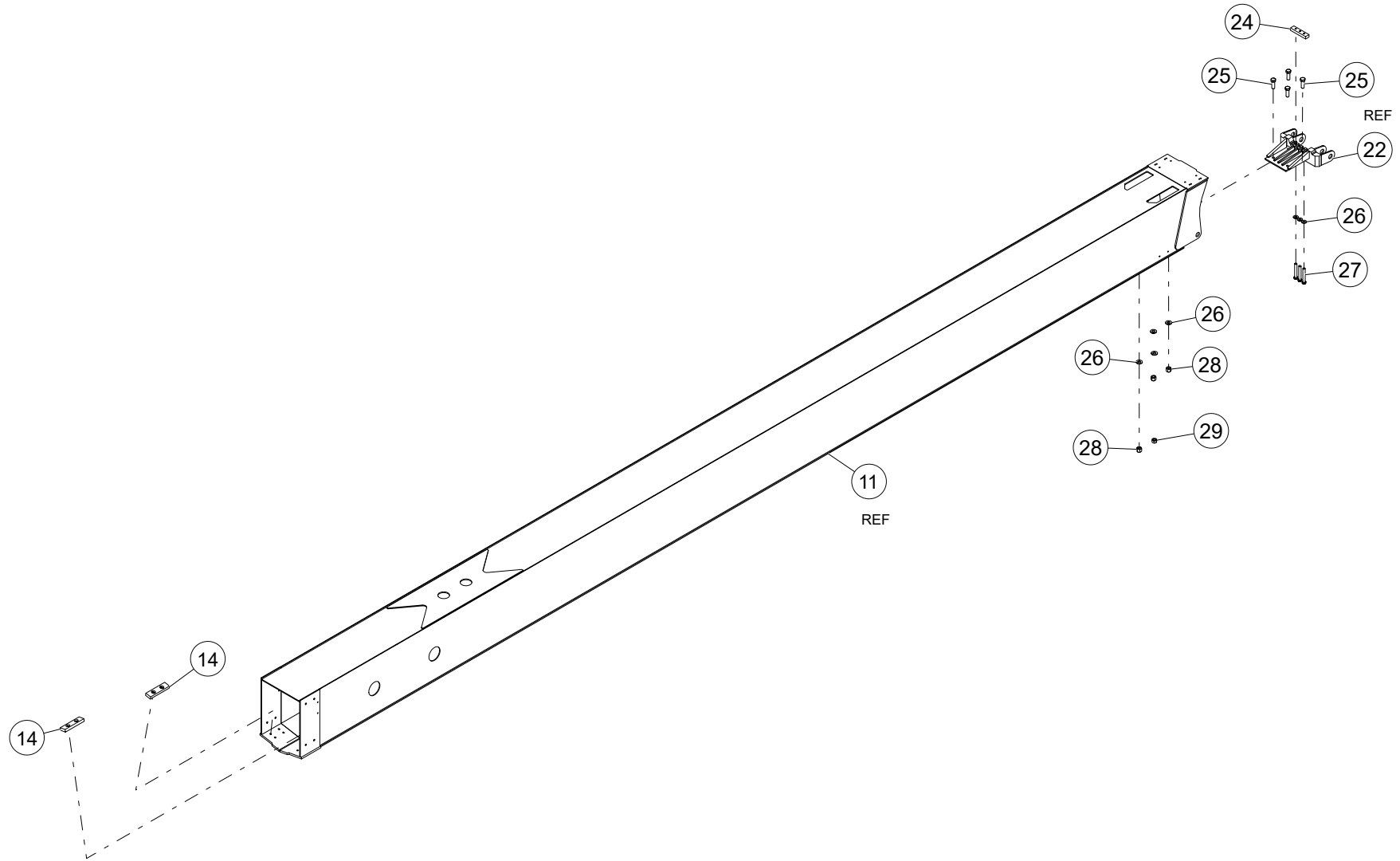
WHEN ORDERING PARTS, SPECIFY MODEL NUMBER, SERIAL NUMBER AND DESCRIPTION OF PARTS REQUIRED



WHEN ORDERING PARTS, SPECIFY MODEL NUMBER, SERIAL NUMBER AND DESCRIPTION OF PARTS REQUIRED

| ITEM | PART NUMBER | DESCRIPTION | QUANTITY | NOTES |
|------|------------------|---------------------------------|----------|-------------|
| | 1028774 | WELDMENT SECTION 3 | | |
| 15 | 501-03007 | FITTING, LUBE 90 DEG | 2 | |
| 16 | 870-30210 | PIN, 1 1/4 DIA (SHEAVE) | 2 | |
| 17 | 222-29004 | SHIM 1 1/4 ID X 1 7/8 OD X18 GA | 6 | |
| 18 | 729-02405 | CBL RTNR-RETRACT 3RD STG | 2 | |
| 19 | 274-20004 | BEARING, INNER RACE, 1.25 SHAFT | 2 | |
| 20 | 860-10009 | SHEAVE ASSEMBLY, BOOM RETRACT | 2 | SEE PAGE 48 |
| 21 | 861-13010 | WIRE ROPE ASSY 5/16 DIA | 2 | |
| 22 | 100-10075 | EXTENT/RETRACT CABLE ANCHOR | 1 | |
| 23 | 224-23008 | ROD END 0.375 X 2.50 | 2 | |

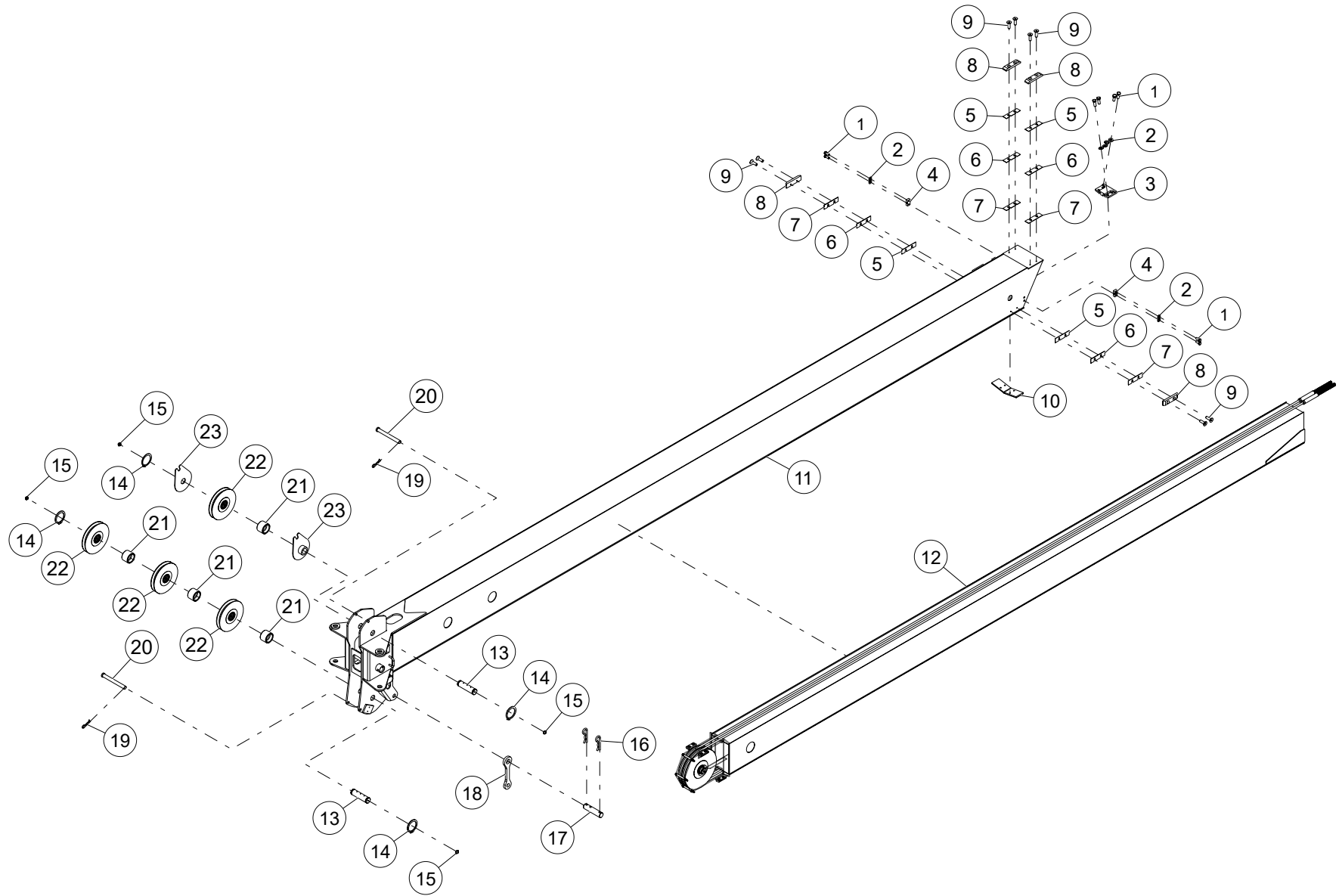
WHEN ORDERING PARTS, SPECIFY MODEL NUMBER, SERIAL NUMBER AND DESCRIPTION OF PARTS REQUIRED



WHEN ORDERING PARTS, SPECIFY MODEL NUMBER, SERIAL NUMBER AND DESCRIPTION OF PARTS REQUIRED

| ITEM | PART NUMBER | DESCRIPTION | QUANTITY | NOTES |
|------|-----------------|---|----------|-------|
| | 1028774 | WELDMENT SECTION 3 | | |
| 24 | 781-00193 | BOSS,EXT CBLANCH-TC4100 | 1 | |
| 25 | HHCS-C500A508Z0 | HEX HEAD CAP SCREW, 1/2-13 X 1 1/2 LEN, GR8, ZN | 4 | |
| 26 | WSH2-X5000008Z0 | SAE WASHER, 1/2, GR8, ZN | 7 | |
| 27 | HHCS-C500C508Z0 | HEX HEAD CAP SCREW, 1/2-13 X 3 1/2 LEN, GR8, ZN | 3 | |
| 28 | NUT3-C5000008Z0 | NYLON LOCK NUT, 1/2-13, GR8, ZN | 3 | |
| 29 | NUT1-C5000008Z0 | HEX NUT, 1/2-13, GR8, ZN | 1 | |

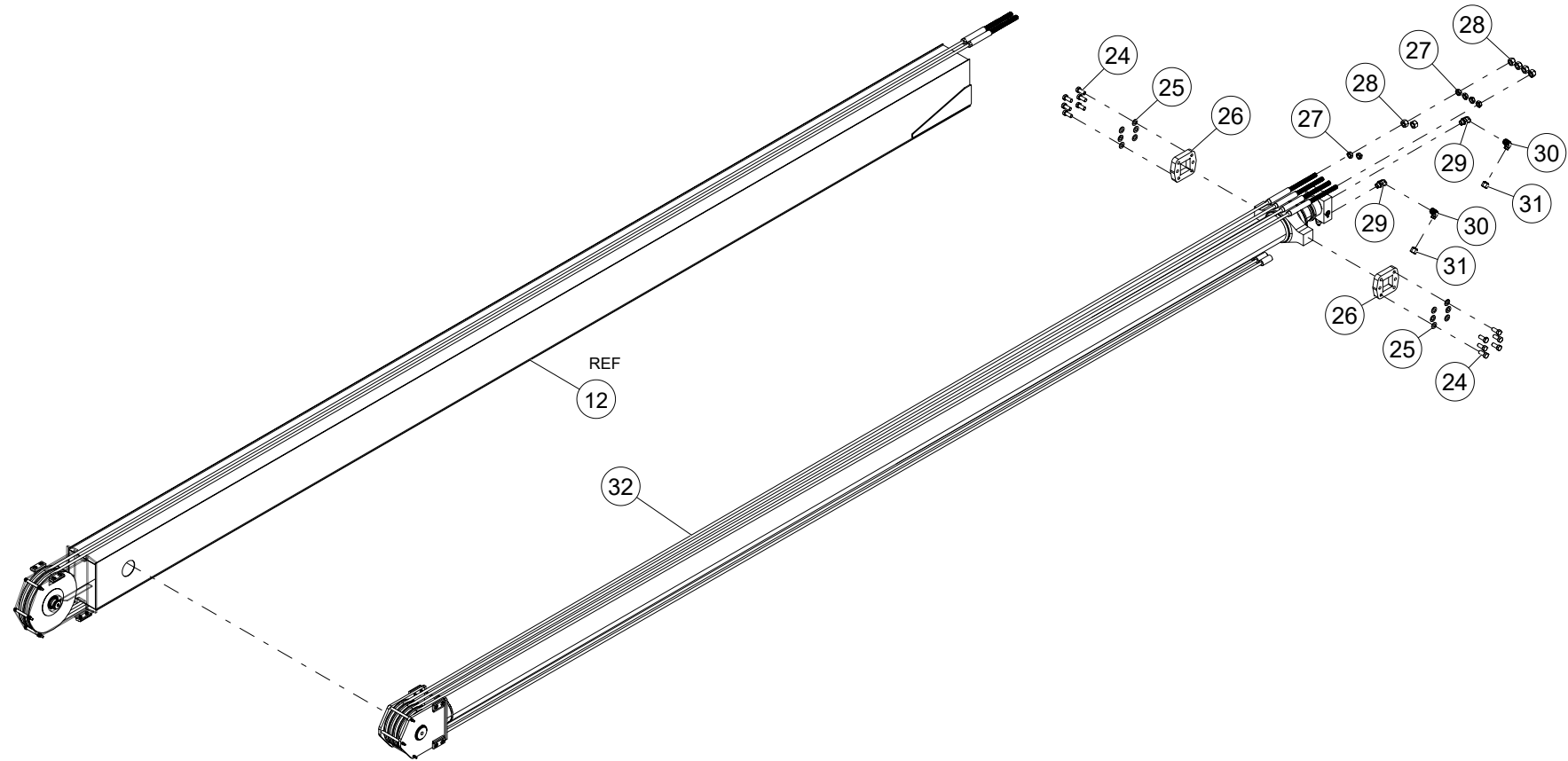
WHEN ORDERING PARTS, SPECIFY MODEL NUMBER, SERIAL NUMBER AND DESCRIPTION OF PARTS REQUIRED



WHEN ORDERING PARTS, SPECIFY MODEL NUMBER, SERIAL NUMBER AND DESCRIPTION OF PARTS REQUIRED

| ITEM | PART NUMBER | DESCRIPTION | QUANTITY | NOTES |
|------|-----------------|---|----------|-------|
| | 1028775 | WELDMENT SECTION 4 | | |
| 1 | HHCS-C500A258Z0 | HEX HEAD CAP SCREW, 1/2-13 X 1 1/4 LEN, GR8, ZN | 8 | |
| 2 | WSH2-X5000008Z0 | SAE WASHER, 1/2, GR8, ZN | 8 | |
| 3 | 781-00271 | EXTEND CABLE ANCHOR - 4TH | 1 | |
| 4 | 781-00191 | BOSS,RET CABLE ANCHOR | 2 | |
| 5 | 787-00238 | SHIM 6.75 X 1.75 X .040 | 4 | |
| 6 | 787-00239 | SHIM 6.75 X 1.75 X .063 | 4 | |
| 7 | 787-00240 | SHIM 6.75 X 1.75 X .10 | 4 | |
| 8 | 729-02236 | WEAR PAD SIDE BOOM | 4 | |
| 9 | SH02-C375A25BZ0 | SHCS C'SUNK HEAD, 3/8-16 X 1 1/4 LEN, ZN` | 8 | |
| 10 | 729-02323 | BAR,4TH RET CABLE ANCHOR | 1 | |
| 11 | 1028775 | WELDMENT, SECTION 4 | 1 | |
| 12 | C1059835 | EXTEND TUBE ASSY (92 FT) | 1 | |
| 13 | 870-60214 | PIN, Ø 2" BOOM HEAD (SHEAVE) | 2 | |
| 14 | RET4-XB00000XZ0 | EXTERNAL HEAVY RETAINING RING, 2 SHAFT, ZN | 4 | |
| 15 | 501-03001 | FITTING, 1/4-28 GREASE | 4 | |
| 16 | PIN2-X313D12YZ0 | HAIRPIN, 5/16 DIA X 4 1/8 LEN, ZINC | 2 | |
| 17 | 870P30200 | PIN, 1 1/4 DIA X 5 1/4 | 1 | |
| 18 | C1067131 | WINCH ROPE DEAD END | 1 | |
| 19 | PIN2-X125B00YZ0 | HAIRPIN, 1/8 DIA X 2 LEN, ZINC | 2 | |
| 20 | 870-10214 | PIN, CABLE RETAINER | 2 | |
| 21 | 274-30006 | BEARING, INNER RACE, 2.00 SHAFT | 4 | |
| 22 | 860-40082 | SHEAVE ASS'Y 9/16 ROPE | 4 | |
| 23 | 729-02663 | WELDMENT, SPACER BOOM HEAD | 2 | |

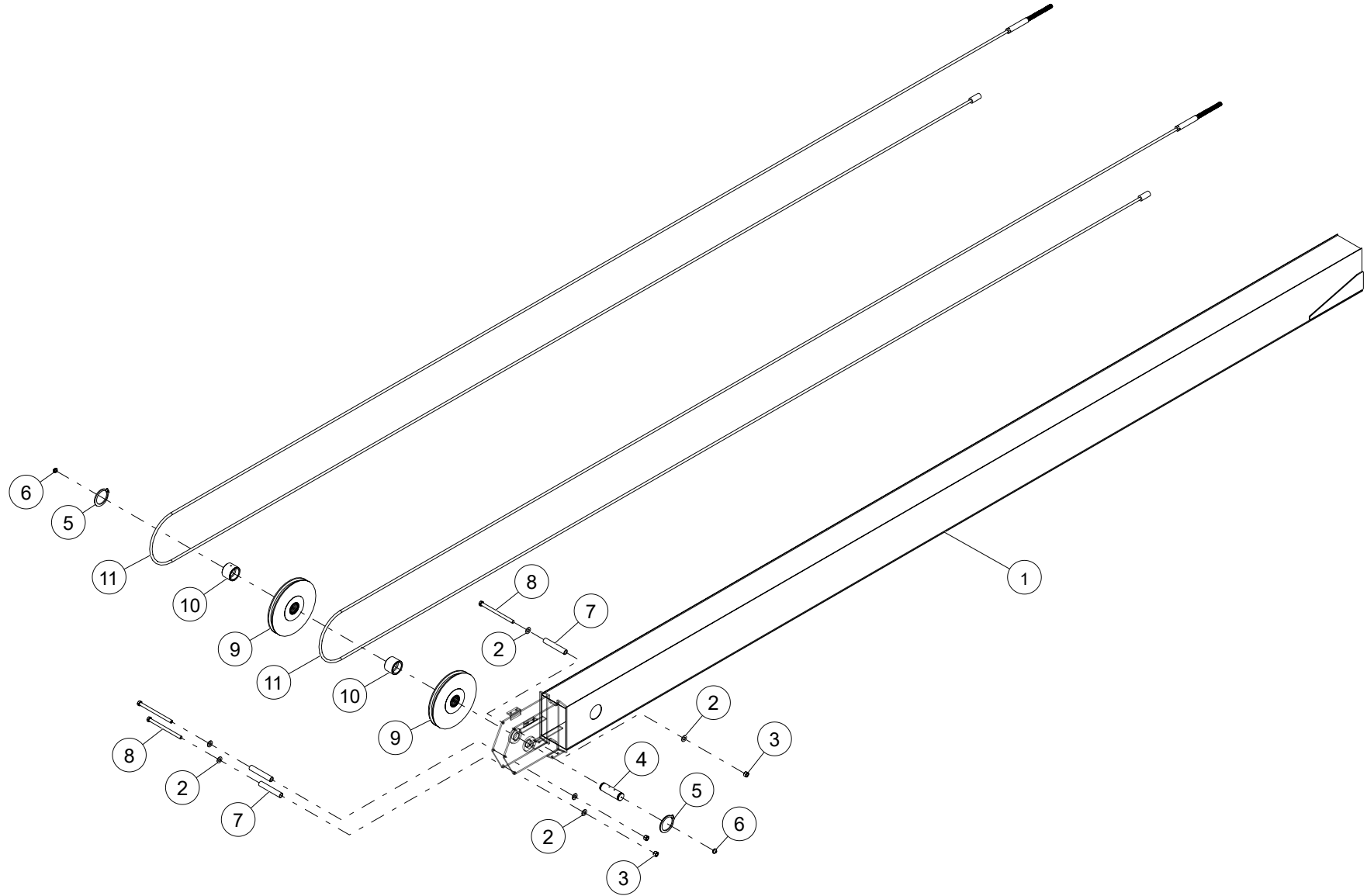
WHEN ORDERING PARTS, SPECIFY MODEL NUMBER, SERIAL NUMBER AND DESCRIPTION OF PARTS REQUIRED



WHEN ORDERING PARTS, SPECIFY MODEL NUMBER, SERIAL NUMBER AND DESCRIPTION OF PARTS REQUIRED

| ITEM | PART NUMBER | DESCRIPTION | QUANTITY | NOTES |
|------|------------------|---|----------|-------------|
| | 1028775 | WELDMENT SECTION 4 | | |
| 24 | HHCS-C750A758M0 | HEX HEAD CAP SCREW, 3/4-10 X 1 3/4 LEN, GR8, MA | 12 | |
| 25 | WSH2-X7500008M0 | SAE WASHER, 3/4, GR8, MA | 12 | |
| 26 | 781-00188 | BOSS | 2 | |
| 27 | NUT2-F8750008Z0 | HEX JAM NUT, 7/8-14, GR8, ZN | 6 | |
| 28 | NUT5-F8750008Z0 | HEAVY HEX NUT, 7/8-14, GR8, ZN | 6 | |
| 29 | 515-06004 | ELBOW 45 #10-12 | 2 | |
| 30 | 514-66004 | ELBOW,90,MOFS-10/FOFS-10SW | 2 | |
| 31 | 519-60007 | CAP, TUBE FGFF304-C-10 | 2 | |
| 32 | 548-00017 | ASSY, EXT CYLINDER 92FT | 1 | SEE PAGE 44 |

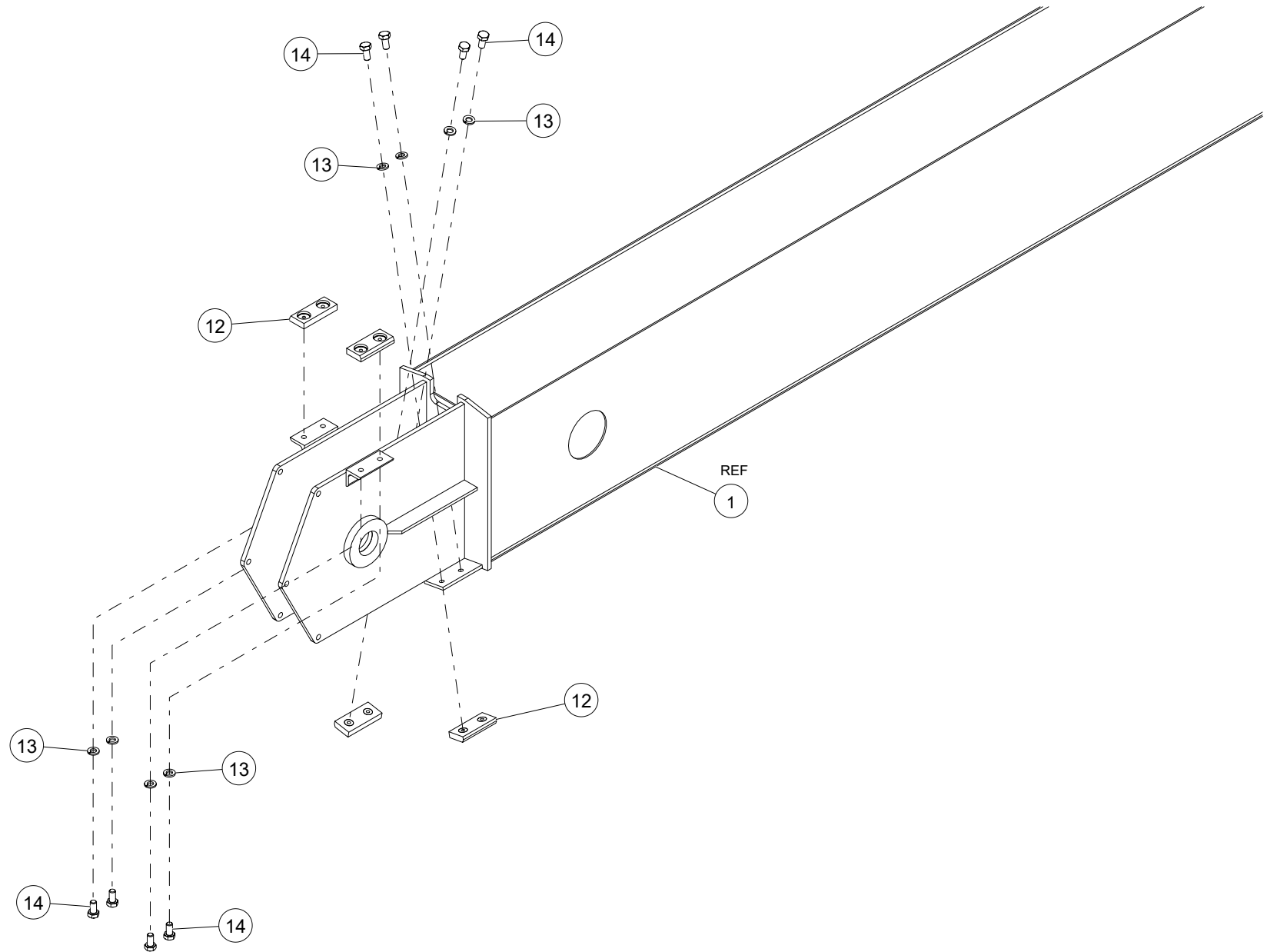
WHEN ORDERING PARTS, SPECIFY MODEL NUMBER, SERIAL NUMBER AND DESCRIPTION OF PARTS REQUIRED



WHEN ORDERING PARTS, SPECIFY MODEL NUMBER, SERIAL NUMBER AND DESCRIPTION OF PARTS REQUIRED

| ITEM | PART NUMBER | DESCRIPTION | QUANTITY | NOTES |
|------|------------------|---|----------|-------------|
| | C1059835 | EXTEND TUBE ASSY (92 FT) | | |
| 1 | C1059813 | WELDMENT, EXTEND TUBE | 1 | |
| 2 | WSH2-X3750008Z0 | SAE WASHER, 3/8, GR8, ZN | 6 | |
| 3 | NUT1-C3750008Z0 | HEX NUT, 3/8-16, GR8, ZN | 3 | |
| 4 | 870-60201 | PIN - EXTEND SHEAVE | 1 | |
| 5 | RET4-XB00000XP0 | EXTERNAL HEAVY RETAINING RING, 2 SHAFT, PH | 2 | |
| 6 | 501-03001 | FITTING, 1/4-28 GREASE | 2 | |
| 7 | 782-01310 | SPACER, 5/8 OD X 3 5/8 | 3 | |
| 8 | HHCS-C375E508Z0 | HEX HEAD CAP SCREW, 3/8-16 X 5 1/2 LEN, GR8, ZN | 3 | |
| 9 | 860-40065 | SHEAVE ASSY, EXT-5/8 ROPE | 2 | SEE PAGE 42 |
| 10 | 274-30006 | BEARING, INNER RACE, 2.00 SHAFT | 2 | |
| 11 | 861-17030 | WIRE ROPE ASSY 5/8 DIA | 2 | |

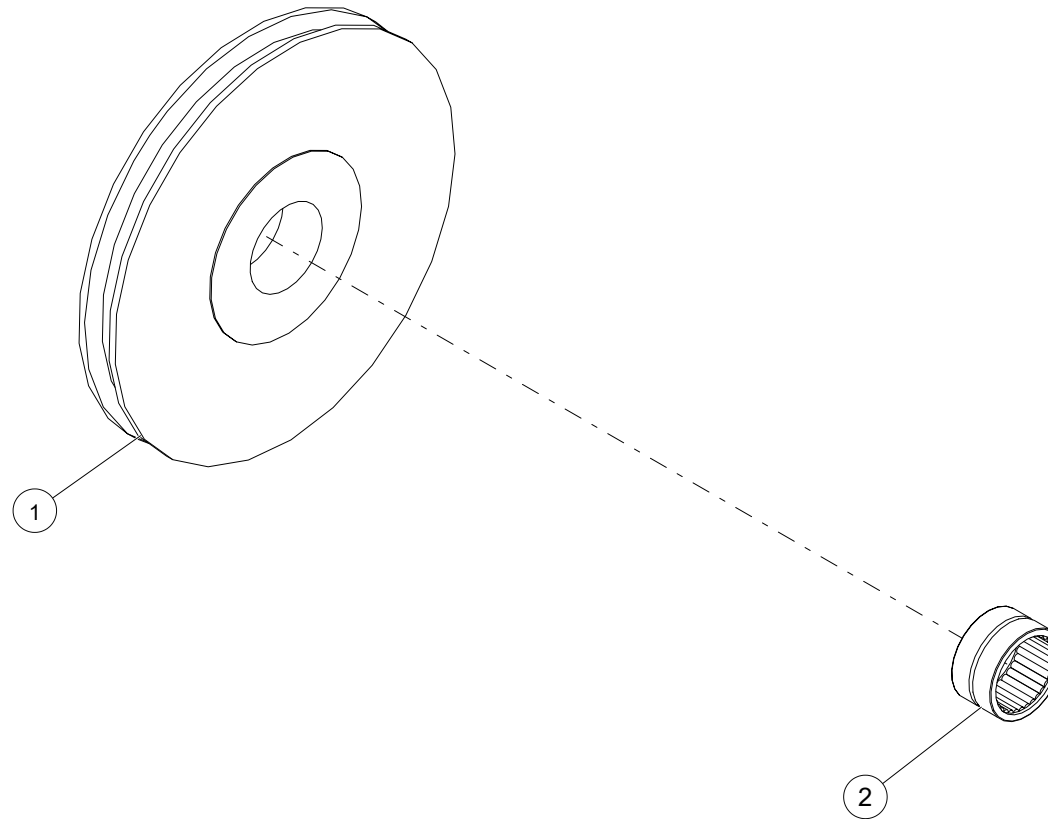
WHEN ORDERING PARTS, SPECIFY MODEL NUMBER, SERIAL NUMBER AND DESCRIPTION OF PARTS REQUIRED



WHEN ORDERING PARTS, SPECIFY MODEL NUMBER, SERIAL NUMBER AND DESCRIPTION OF PARTS REQUIRED

| ITEM | PART NUMBER | DESCRIPTION | QUANTITY | NOTES |
|------|-----------------|--|----------|-------|
| | C1059835 | EXTEND TUBE ASSY (92 FT) | | |
| 12 | 729-02341 | WEAR PAD, 3.50 X 1.50 X 0.50 | 4 | |
| 13 | WSH4-X3130008Z0 | SPIRAL LOCK WASHER, 5/16, GR8, ZN | 8 | |
| 14 | HHCS-C3136258Z0 | HEX HEAD CAP SCREW, 5/16-18 X 5/8 LEN, GR8, ZN | 8 | |

WHEN ORDERING PARTS, SPECIFY MODEL NUMBER, SERIAL NUMBER AND DESCRIPTION OF PARTS REQUIRED

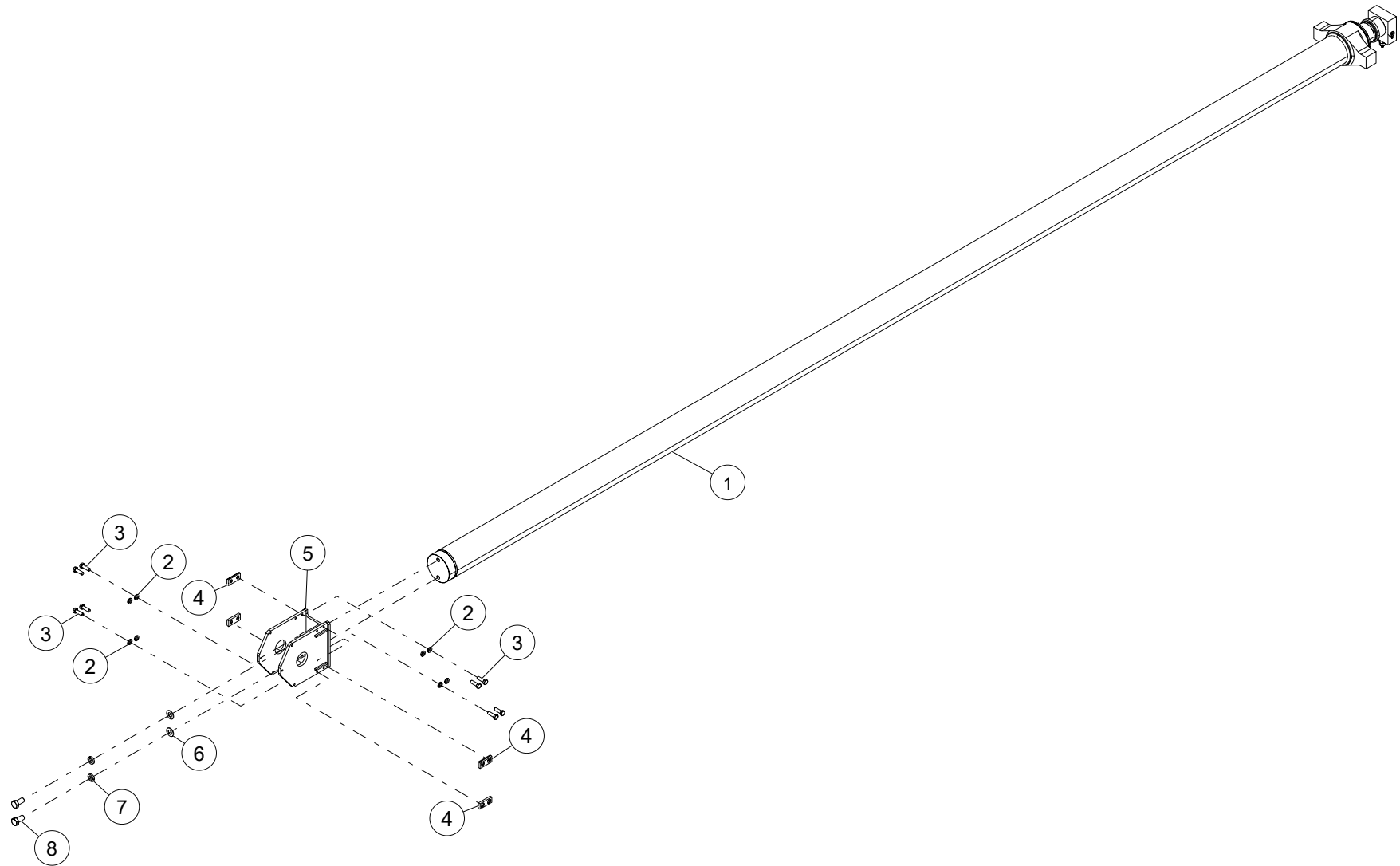


WHEN ORDERING PARTS, SPECIFY MODEL NUMBER, SERIAL NUMBER AND DESCRIPTION OF PARTS REQUIRED

SHEAVE ASSY,EXT-5/8 ROPE

| ITEM | PART NUMBER | DESCRIPTION | QUANTITY | NOTES |
|------|------------------|---------------------------------|----------|-------|
| | 860-40065 | SHEAVE ASSY,EXT-5/8 ROPE | | |
| 1 | 860-70006 | SHEAVE,EXT-15.25D,5/8 ROPE | 1 | |
| 2 | 273-50004 | BEARING, ROLLER | 1 | |

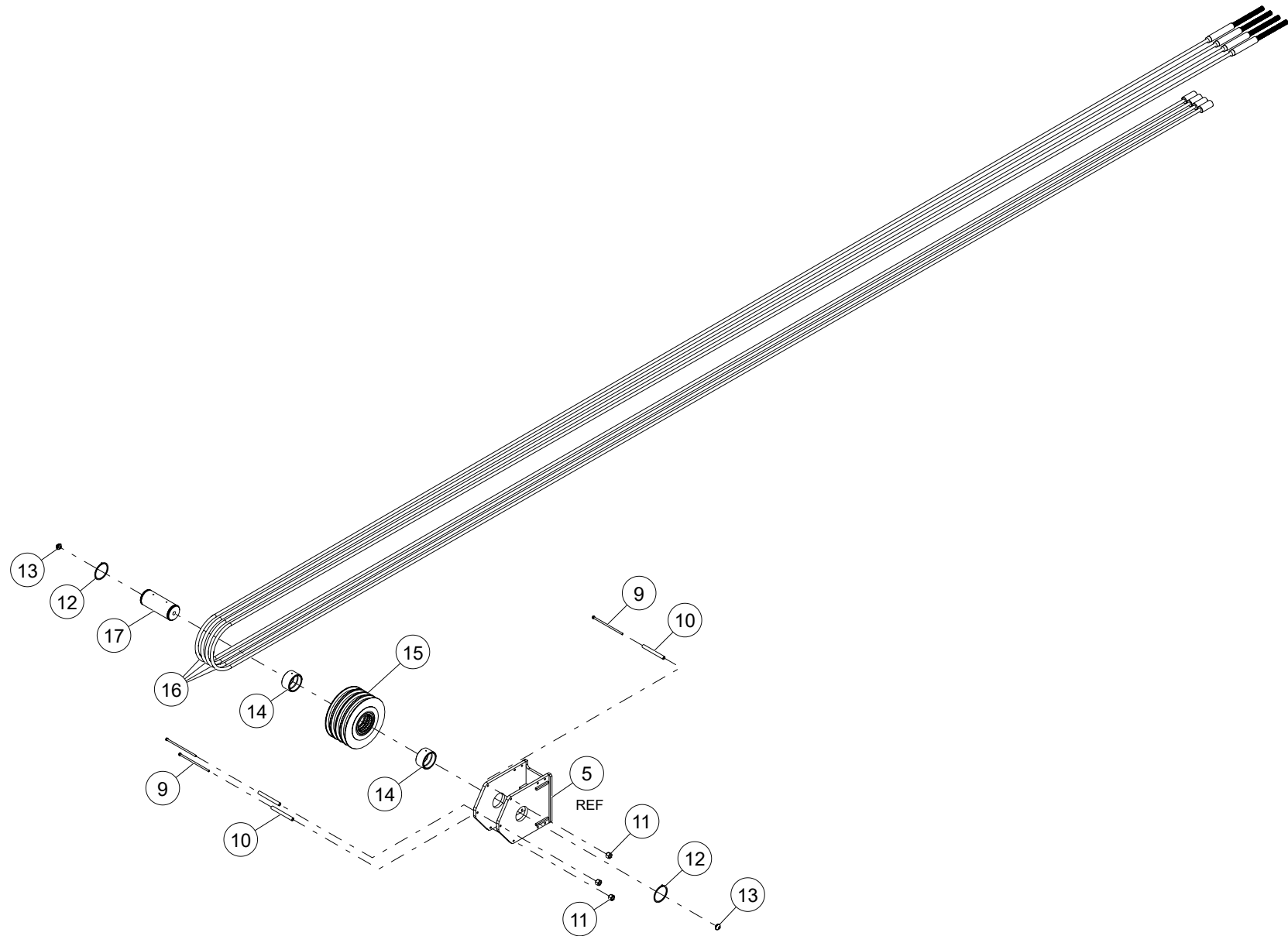
WHEN ORDERING PARTS, SPECIFY MODEL NUMBER, SERIAL NUMBER AND DESCRIPTION OF PARTS REQUIRED



WHEN ORDERING PARTS, SPECIFY MODEL NUMBER, SERIAL NUMBER AND DESCRIPTION OF PARTS REQUIRED

| ITEM | PART NUMBER | DESCRIPTION | QUANTITY | NOTES |
|------|------------------|---|----------|-------|
| | 548-00017 | ASSY, EXT CYLINDER 92FT | | |
| 1 | 1037071 | CYLINDER, HYD. Ø5.91 BORE X 252.25 STROKE | 1 | |
| 2 | WSH5-X3130008Z0 | SPIRAL LOCK WASHER, 5/16, GR8, ZN | 8 | |
| 3 | HHCS-C313A008Z1 | HEX HEAD CAP SCREW, 5/16-18 X 1 LEN, GR8, ZN, FULL THREAD | 8 | |
| 4 | 729-02341 | WEAR PAD, 3.50 X 1.50 X 0.50 | 4 | |
| 5 | 777-00094 | BRKT WELD,EXT SHV-TC4100 | 1 | |
| 6 | WSH2-XA000008Z0 | SAE WASHER, 1, GR8, ZN | 2 | |
| 7 | WSH5-XA000008Z0 | SPIRAL LOCK WASHER, 1, GR8, ZN | 2 | |
| 8 | HHCS-CA00B008Z0 | HEX HEAD CAP SCREW, 1-8 X 2 LEN, GR8, ZN | 2 | |

WHEN ORDERING PARTS, SPECIFY MODEL NUMBER, SERIAL NUMBER AND DESCRIPTION OF PARTS REQUIRED

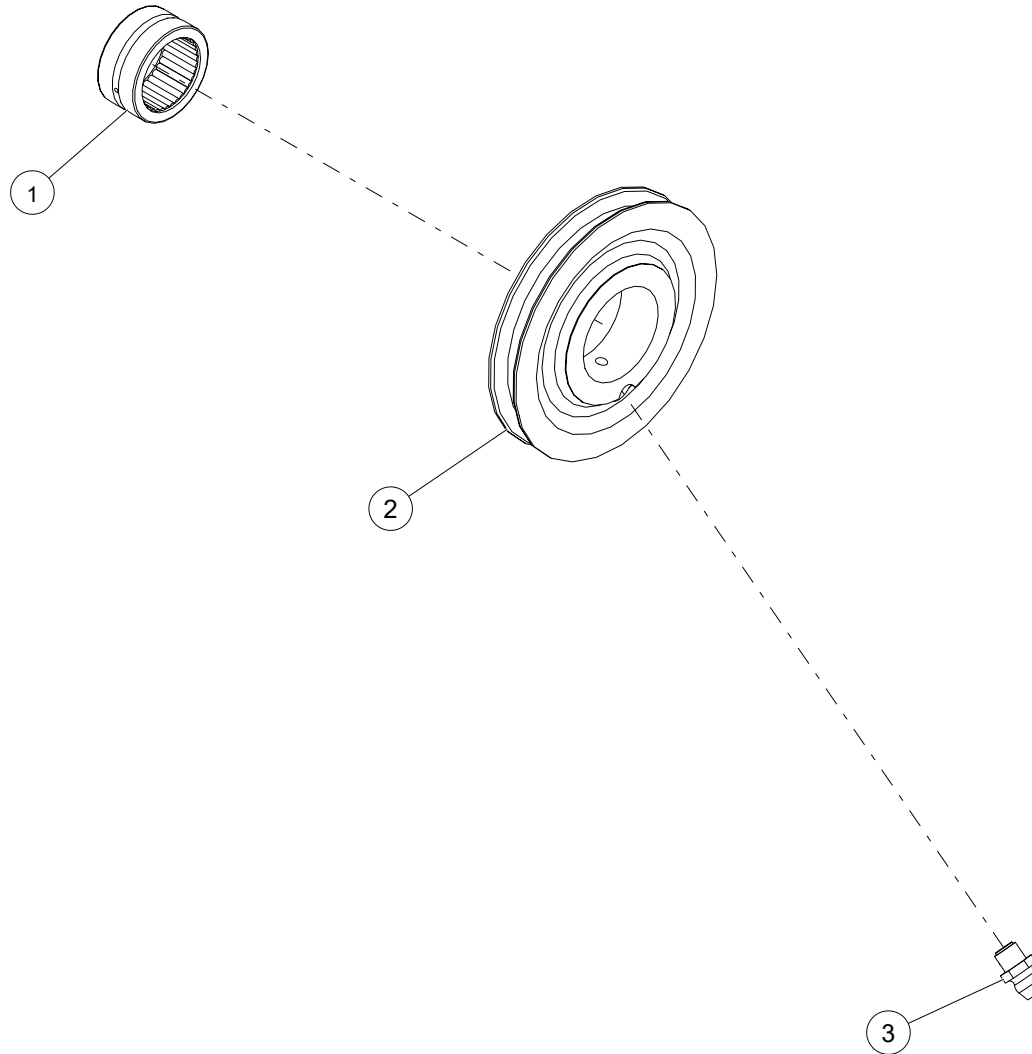


WHEN ORDERING PARTS, SPECIFY MODEL NUMBER, SERIAL NUMBER AND DESCRIPTION OF PARTS REQUIRED

| ITEM | PART NUMBER | DESCRIPTION | QUANTITY | NOTES |
|------|------------------|--|----------|-------|
| | 548-00017 | ASSY, EXT CYLINDER 92FT | | |
| 9 | HHCS-C313H008R0 | HEX HEAD CAP SCREW, 5/16-18 X 8 LEN, GR8, NF | 3 | |
| 10 | 782-01397 | SPACER,BM EXT SHVE BRKT | 3 | |
| 11 | NUT3-C3130008Z0 | NYLON LOCK NUT, 5/16-18, GR8, ZN | 3 | |
| 12 | 200-50004 | SNAP RING | 2 | |
| 13 | 501-03001 | FITTING, 1/4-28 GREASE | 2 | |
| 14 | 274-40009 | BRG,RLR-INR RACE MI-52 | 2 | |
| 15 | 860-40081 | 4-ROPE SHEAVE,ASSY Ø5/8 ROPE | 1 | |
| 16 | 861-17029 | SHEAVE ROPE | 4 | |
| 17 | 870-80006 | PIN,3 1/4 DIA-SHEAVE | 1 | |

WHEN ORDERING PARTS, SPECIFY MODEL NUMBER, SERIAL NUMBER AND DESCRIPTION OF PARTS REQUIRED

SHEAVE ASSEMBLY, BOOM RETRACT



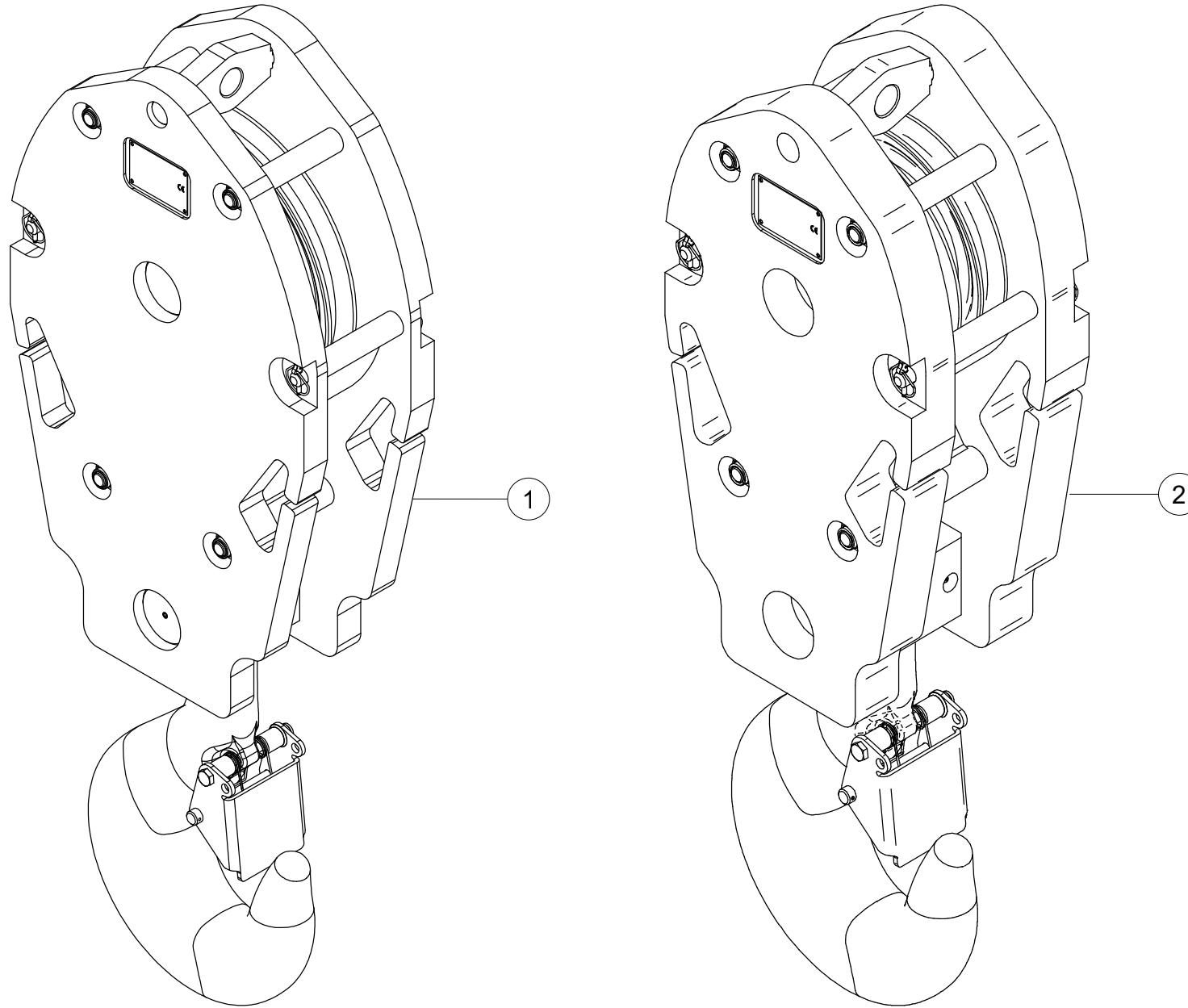
WHEN ORDERING PARTS, SPECIFY MODEL NUMBER, SERIAL NUMBER AND DESCRIPTION OF PARTS REQUIRED

SHEAVE ASSEMBLY, BOOM RETRACT

| ITEM | PART NUMBER | DESCRIPTION | QUANTITY | NOTES |
|------|------------------|--------------------------------------|----------|-------|
| | 860-10009 | SHEAVE ASSEMBLY, BOOM RETRACT | | |
| 1 | 273-10007 | RLR BRG-OTR RACE-#MR-24-N | 1 | |
| 2 | 860-10010 | SHEAVE-5 1/2 OD-5/16 ROPE | 1 | |
| 3 | 1213-07 | GREASE FTG, ZERK, 0.25-28 STR | 1 | |

WHEN ORDERING PARTS, SPECIFY MODEL NUMBER, SERIAL NUMBER AND DESCRIPTION OF PARTS REQUIRED

LOADBLOCK OPTIONS



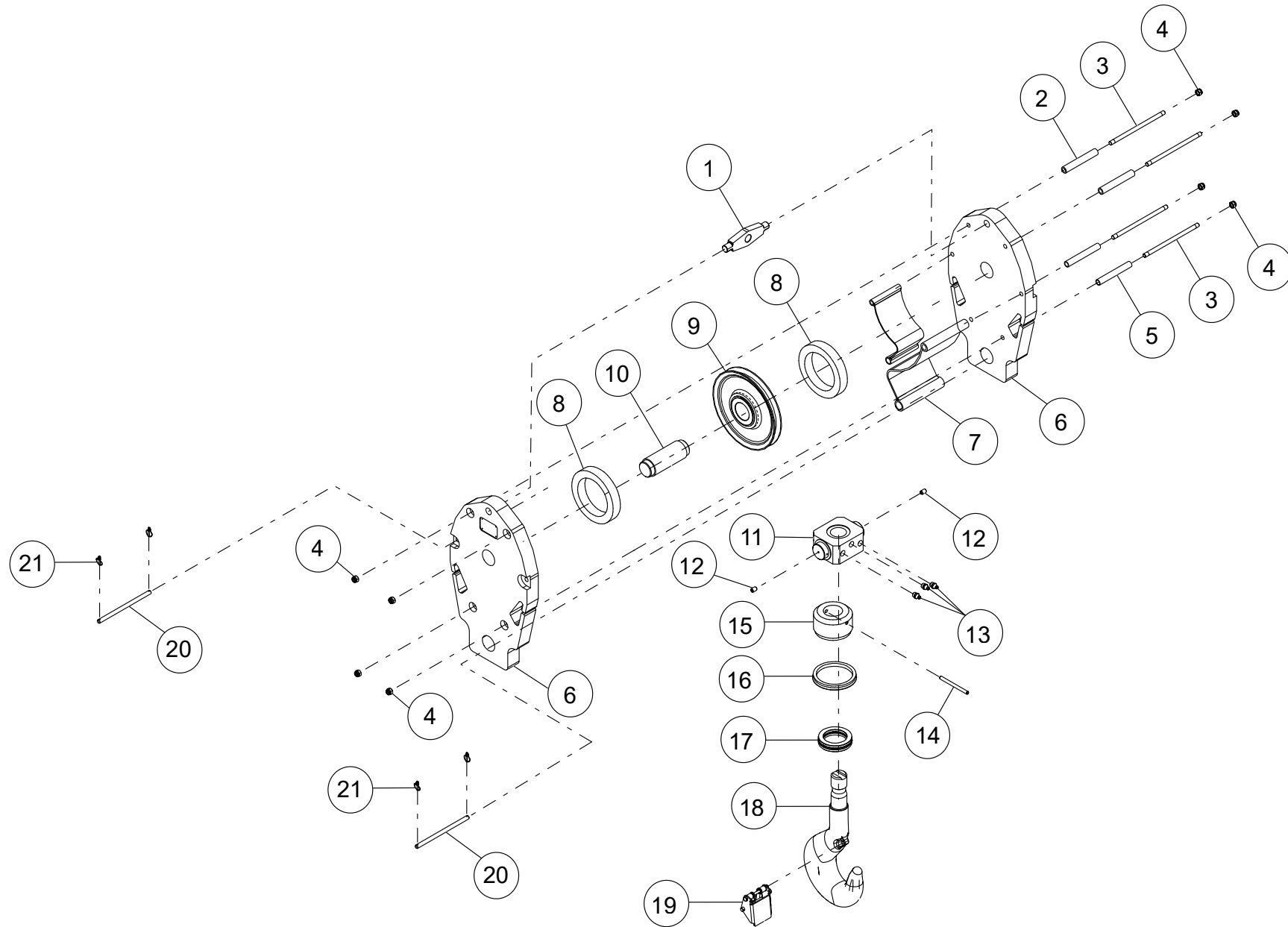
WHEN ORDERING PARTS, SPECIFY MODEL NUMBER, SERIAL NUMBER AND DESCRIPTION OF PARTS REQUIRED

LOADBLOCK OPTIONS

| ITEM | PART NUMBER | DESCRIPTION | QUANTITY | NOTES |
|------|----------------|-------------------------------------|----------|-------------|
| | 1032766 | LOADBLOCK OPTIONS | | |
| 1 | 1037546 | HOOK BLOCK ASSY, 1 SHEAVE, 17.5 TON | 1 | SEE PAGE 52 |
| 2 | 1037549 | HOOK BLOCK ASSY, 2 SHEAVE, 25 TON | 1 | SEE PAGE 54 |

WHEN ORDERING PARTS, SPECIFY MODEL NUMBER, SERIAL NUMBER AND DESCRIPTION OF PARTS REQUIRED

HOOK BLOCK ASSY, 1 SHEAVE, 17.5 TON



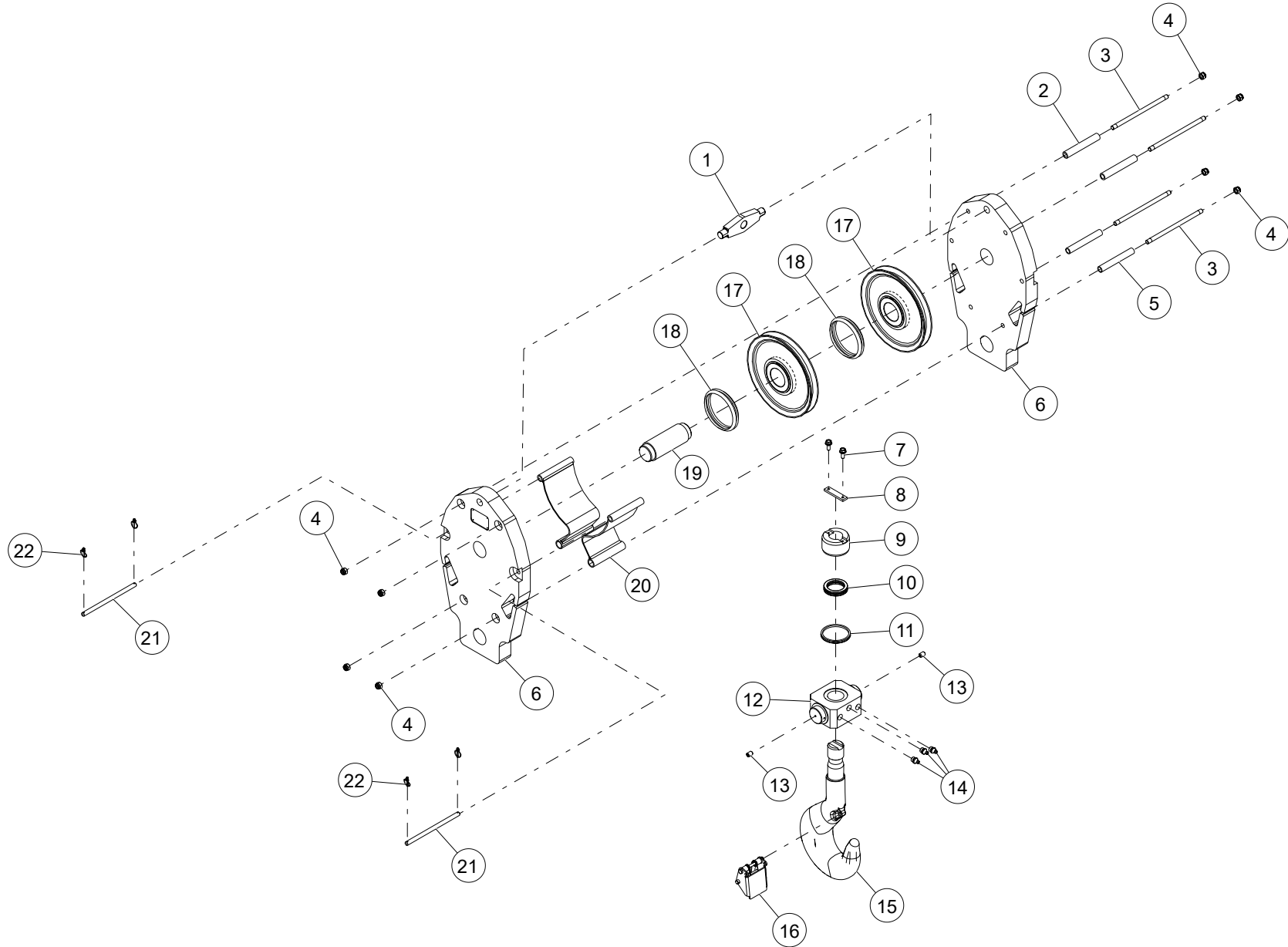
WHEN ORDERING PARTS, SPECIFY MODEL NUMBER, SERIAL NUMBER AND DESCRIPTION OF PARTS REQUIRED

HOOK BLOCK ASSY, 1 SHEAVE, 17.5 TON

| ITEM | PART NUMBER | DESCRIPTION | QUANTITY | NOTES |
|------|----------------|--|----------|-------|
| | 1037546 | HOOK BLOCK ASSY, 1 SHEAVE, 17.5 TON | | |
| 1 | C1048426 | BECKET | 1 | |
| 2 | C1048427 | TUBE 28X5-102 TRV. | 2 | |
| 3 | C1048428 | THREADED ROD 16N198TR162 | 4 | |
| 4 | C1048178 | NYLOC NUT M16 | 8 | |
| 5 | C1048434 | TUBE 25X3-102 TRV. | 2 | |
| 6 | C1048432 | SIDEPLATE 340X600X50 | 2 | |
| 7 | C1048433 | ROPE GUEARD 260B28B35TR102L262 | 2 | |
| 8 | C1048429 | TUBE 114,3X16 ST37 | 2 | |
| 9 | C1048415 | SHEAVE 260/220 WIRE ROPE 14,5MM, 5016PP | 1 | |
| 10 | C1048430 | SHAFT 80X140TR102 34CRNIMO6 | 1 | |
| 11 | C1048438 | TRAVERSE H4 81109 100X138X60TR102 Z20 | 1 | |
| 12 | C1048437 | HEX GRUB SCREW M8X12 | 2 | |
| 13 | C1048374 | GREASE FITTING M8X1 DIN 71421A | 3 | |
| 14 | C1048242 | CLAMPING BUSH 6X70 | 1 | |
| 15 | C1048435 | NUT H4 81109 75X45 M42 | 1 | |
| 16 | C1048436 | V-RING | 1 | |
| 17 | C1048243 | BEARING 81109 | 1 | |
| 18 | C1048439 | HOOK SH4V L1=365 OL=107 M42 | 1 | |
| 19 | 40-009C | SAFETY LATCH SH5/DH6 | 1 | |
| 20 | C1048431 | PIN 16X191TR165 AISI304 | 2 | |
| 21 | C1048182 | RUBIG SAFETY LINCHPIN | 4 | |

WHEN ORDERING PARTS, SPECIFY MODEL NUMBER, SERIAL NUMBER AND DESCRIPTION OF PARTS REQUIRED

HOOKBLOCK, 2 SHEAVE, 25T, 9/16IN, 511LBS

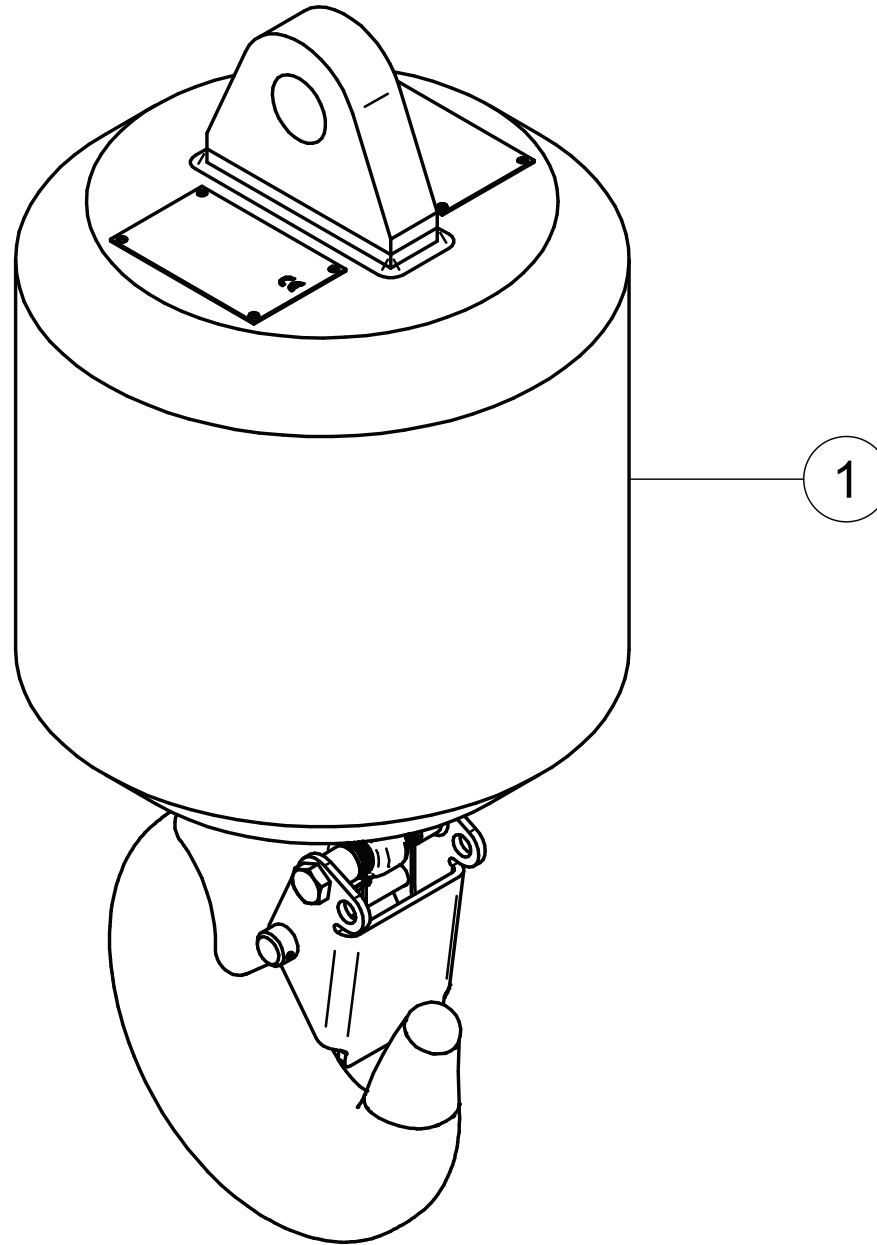


WHEN ORDERING PARTS, SPECIFY MODEL NUMBER, SERIAL NUMBER AND DESCRIPTION OF PARTS REQUIRED

HOOKBLOCK, 2 SHEAVE, 25T, 9/16IN, 511LBS

| ITEM | PART NUMBER | DESCRIPTION | QUANTITY | NOTES |
|------|----------------|---|----------|-------|
| | 1037549 | HOOKBLOCK, 2 SHEAVE, 25T, 9/16IN, 511LBS | | |
| 1 | C1048239 | BECKET | 1 | |
| 2 | C1048410 | TUBE 28X5-125 | 2 | |
| 3 | C1048411 | THREADED ROD 16N238TR204 | 4 | |
| 4 | C1048178 | NYLOC NUT M16 | 8 | |
| 5 | C1048417 | TUBE 25X3-125 | 2 | |
| 6 | C1048412 | SIDEPLATE 340X670X60 | 2 | |
| 7 | C1048187 | M8X20 TENSILOCK BOLT | 2 | |
| 8 | C1048371 | LOCKINGPLATE | 1 | |
| 9 | C1048207 | NUT H10 81114 DIA. 110X65 RD64X8 | 1 | |
| 10 | C1048209 | BEARING 81114 | 1 | |
| 11 | C1048208 | V-RING | 1 | |
| 12 | C1048210 | TRAVERSE H10 81114 125X171X90TR125 Z25 | 1 | |
| 13 | C1048191 | HEX GRUB SCREW M8X12 | 2 | |
| 14 | C1048418 | LUBRICATING NIPPLE M8X1 | 3 | |
| 15 | C1048373 | HOOK EH10P L1=495 OL=157 RD64X8 | 1 | |
| 16 | C1048212 | SAFETY LATCH SH10/DH12 | 1 | |
| 17 | C1048415 | SHEAVE 260/220, WIRE ROPE 14,5MM. 5016PP | 2 | |
| 18 | C1048413 | TUBE 114,3X14,2 S355J2H | 2 | |
| 19 | C1048181 | SHAFT 80X163 | 1 | |
| 20 | C1048416 | ROPE GUEARD 260B28B35TR125L262 | 2 | |
| 21 | C1048414 | PIN 16X238TR204 AISI304 | 2 | |
| 22 | C1048182 | RUBIG SAFETY LINCHPIN | 4 | |

WHEN ORDERING PARTS, SPECIFY MODEL NUMBER, SERIAL NUMBER AND DESCRIPTION OF PARTS REQUIRED

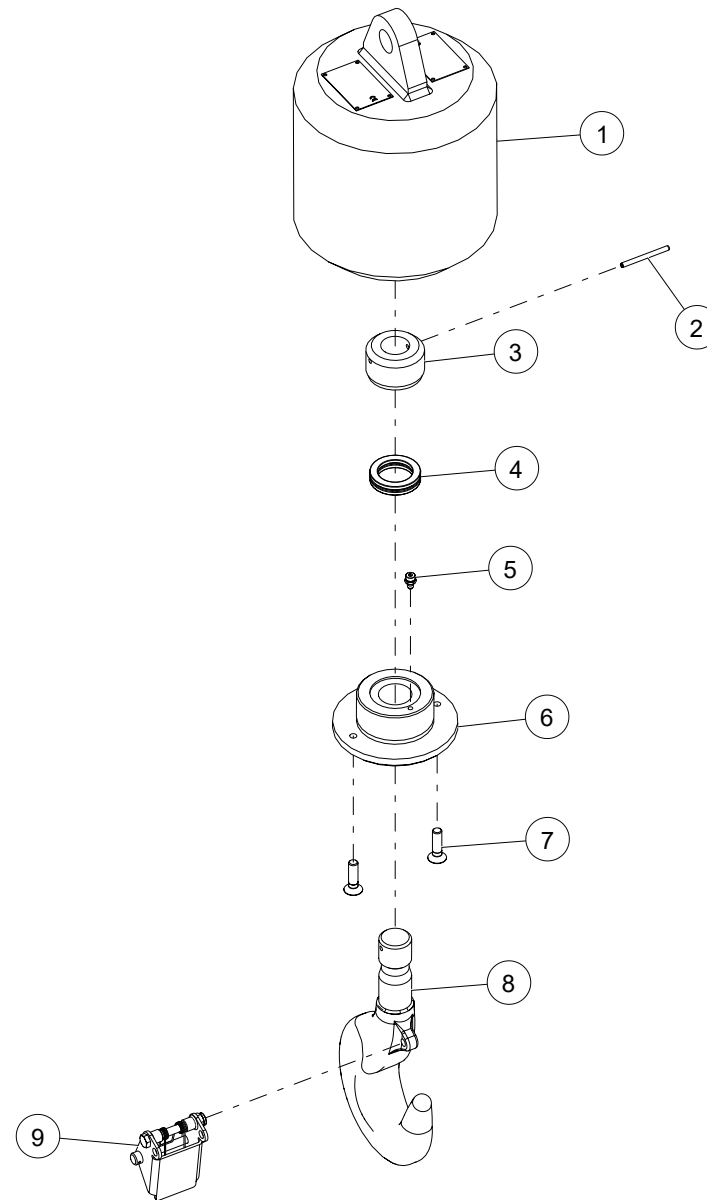


WHEN ORDERING PARTS, SPECIFY MODEL NUMBER, SERIAL NUMBER AND DESCRIPTION OF PARTS REQUIRED

LOADBALL OPTIONS

| ITEM | PART NUMBER | DESCRIPTION | QUANTITY | NOTES |
|------|----------------|---|----------|-------------|
| | 1032765 | LOADBALL OPTIONS | | |
| 1 | 1037274 | BALL, OHAUL 8T, 220LBS, 1/2IN OR 9/16IN | 1 | SEE PAGE 58 |

WHEN ORDERING PARTS, SPECIFY MODEL NUMBER, SERIAL NUMBER AND DESCRIPTION OF PARTS REQUIRED



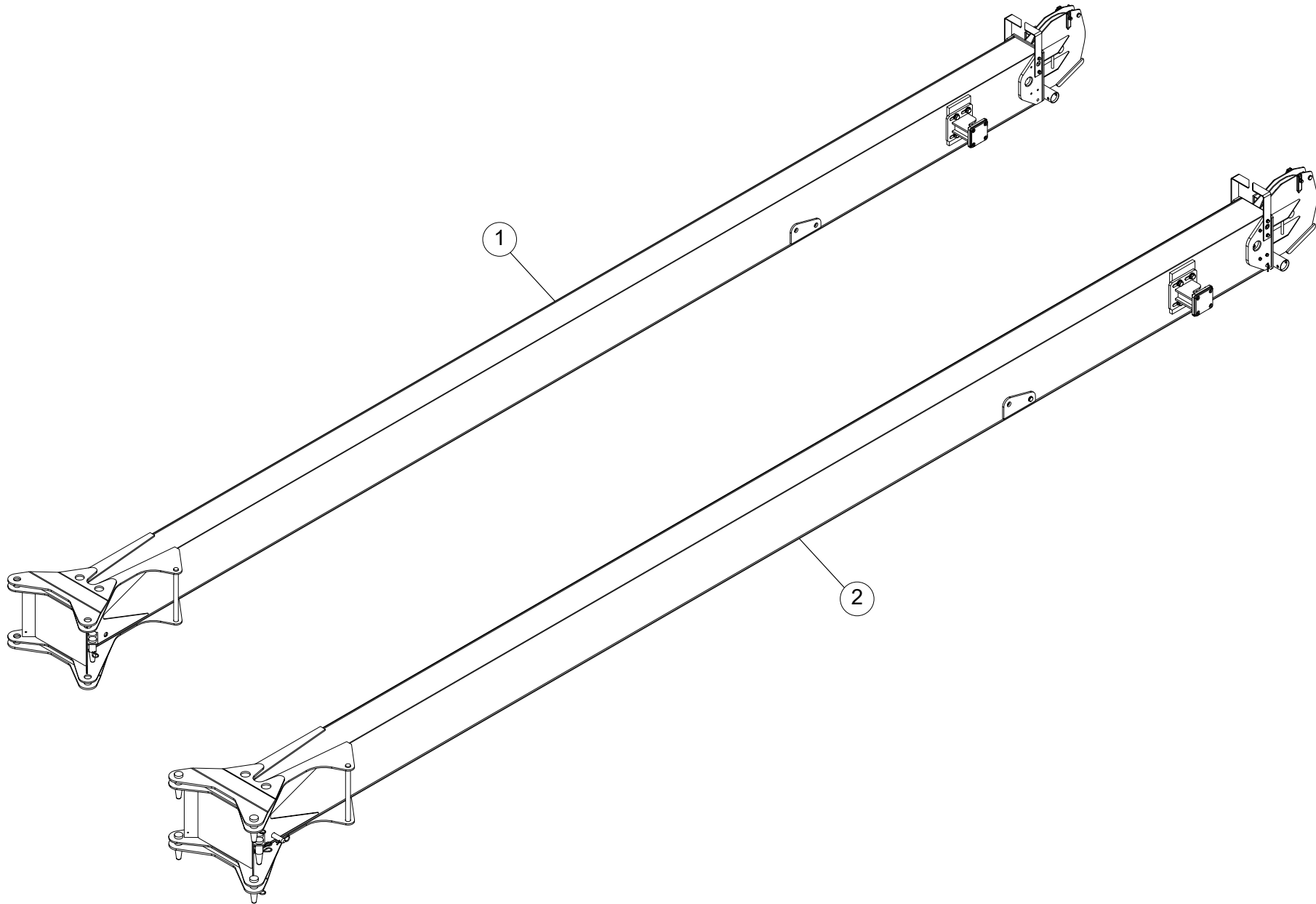
WHEN ORDERING PARTS, SPECIFY MODEL NUMBER, SERIAL NUMBER AND DESCRIPTION OF PARTS REQUIRED

BALL, OHAUL, 8T, 220LBS, 1/2 & 9/16IN

| ITEM | PART NUMBER | DESCRIPTION | QUANTITY | NOTES |
|------|----------------|--|----------|-------|
| | 1037274 | BALL, OHAUL, 8T, 220LBS, 1/2 & 9/16IN | | |
| 1 | C1048441 | BODY 250X250 M99X3X60 | 1 | |
| 2 | C1048242 | CLAMPING BUS 6X70 DIN1481 | 1 | |
| 3 | C1048442 | H4 81109 DIA. 75X45 M42 (NUT 02-035) | 1 | |
| 4 | C1048243 | BEARING 81109 | 1 | |
| 5 | C1048193 | GREASE NIPPLE M10X1 DIN 71412A | 1 | |
| 6 | C1048244 | TRAVERSE 160X60 M99X3 | 1 | |
| 7 | C1048245 | COUNTERSUNK SCREW M8X30 DIN 7991 | 2 | |
| 8 | C1048246 | EH4P L1=295 OL=107 M42 (HOOK 01-349) | 1 | |
| 9 | C1048248 | SAFETY LATCH (SH5/DH6) | 1 | |

WHEN ORDERING PARTS, SPECIFY MODEL NUMBER, SERIAL NUMBER AND DESCRIPTION OF PARTS REQUIRED

JIB OPTIONS

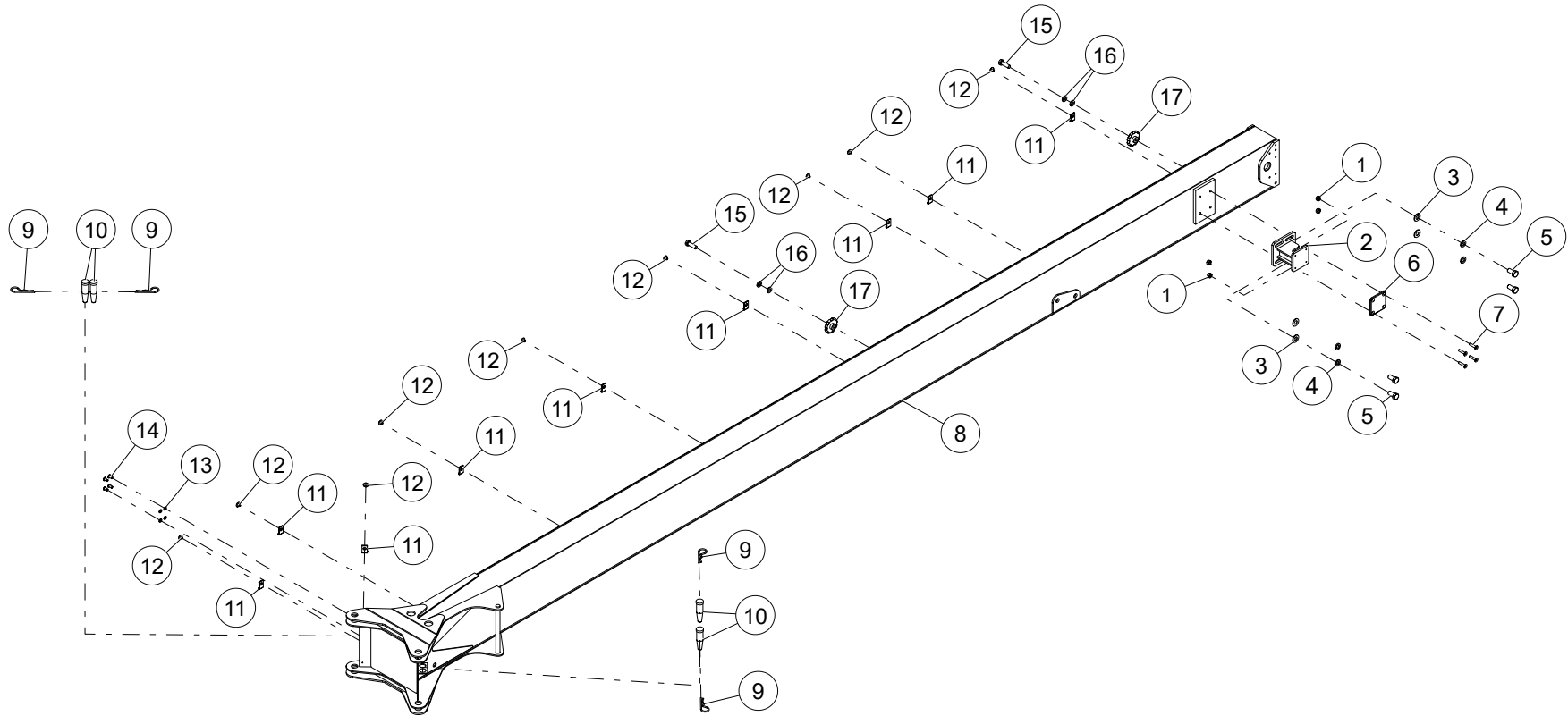


WHEN ORDERING PARTS, SPECIFY MODEL NUMBER, SERIAL NUMBER AND DESCRIPTION OF PARTS REQUIRED

JIB OPTIONS

| ITEM | PART NUMBER | DESCRIPTION | QUANTITY | NOTES |
|------|----------------|--------------------|----------|-------------|
| | 1032767 | JIB OPTIONS | | |
| 1 | 730-51337-1 | JIB ASSY 26" | 1 | SEE PAGE 62 |
| 2 | 730-51337-2 | JIB ASSY 26"/44" | 1 | SEE PAGE 66 |

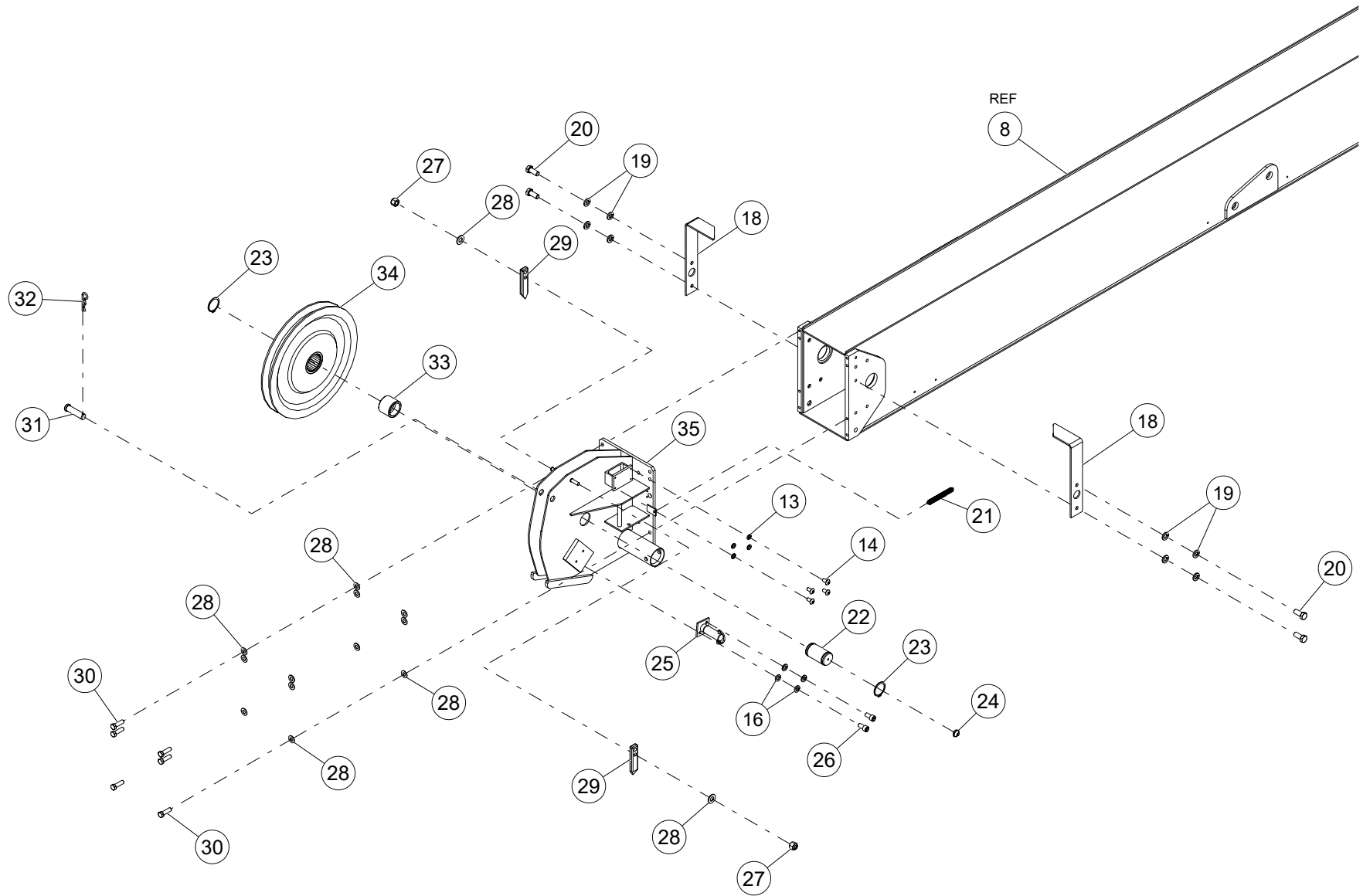
WHEN ORDERING PARTS, SPECIFY MODEL NUMBER, SERIAL NUMBER AND DESCRIPTION OF PARTS REQUIRED



WHEN ORDERING PARTS, SPECIFY MODEL NUMBER, SERIAL NUMBER AND DESCRIPTION OF PARTS REQUIRED

| ITEM | PART NUMBER | DESCRIPTION | QUANTITY | NOTES |
|------|--------------------|---|----------|-----------------------------|
| | 730-51337-1 | JIB ASSEMBLY 26" | | |
| 1 | NUT1-C3130008Z0 | HEX NUT, 5/16-18, GR8, ZN | 4 | |
| 2 | 770-02321 | BRKT WELD,SFJ STOW-TC4700 | 1 | |
| 3 | WSH1-X6250008Z0 | WASHER, 5/8, GR8, ZN | 4 | |
| 4 | WSH4-X6250008Z0 | SPIRAL LOCK WASHER, 5/8, GR8, ZN | 4 | |
| 5 | HHCS-C625A258Z0 | HEX HEAD CAP SCREW, 5/8-11 X 1 1/4 LEN, GR8, ZN | 4 | |
| 6 | 729-02611 | WEAR PAD, JIB STOW BRACKET | 1 | |
| 7 | SH02-C313A50BB1 | SHCS C'SUNK HEAD, 5/16-18 X 1 1/2 LEN, BO, FULL THREAD | 4 | |
| 8 | 730-51273 | WELDMENT, JIB BASE | 1 | |
| 9 | PHP-178XC75-20 | PIN, CTRHAIR 0.178X3.75X1.03, ST SQC | 4 | |
| 10 | 870-40186 | PIN, 1 17/32 - JIB INSTALL | 4 | |
| 11 | 201-00171 | CLAMP, 1/8 DIA TUBE | 9 | |
| 12 | VBB-187X450-L5 | RVT, BTNHD, BLIND 0.187 X 0.45 AL | 9 | |
| 13 | WSH4-X1900008Z0 | SPIRAL LOCK WASHER, #10, GR8, ZN | 4 | Total 8 in JIB ASSEMBLY 26" |
| 14 | SH03-C190375BB0 | SHCS BUTTON HEAD, 10-24 X 3/8 LEN, BO | 4 | Total 8 in JIB ASSEMBLY 26" |
| 15 | HHCS-C313A008Z1 | HEX HEAD CAP SCREW, 5/16-18 X 1 LEN, GR8, ZN, FULL THREAD | 2 | |
| 16 | WSH4-X3130008Z0 | SPIRAL LOCK WASHER, 5/16, GR8, ZN | 4 | Total 8 in JIB ASSEMBLY 26" |
| 17 | 808-00047 | KNOB WITH FLUTED RIM | 2 | |

WHEN ORDERING PARTS, SPECIFY MODEL NUMBER, SERIAL NUMBER AND DESCRIPTION OF PARTS REQUIRED

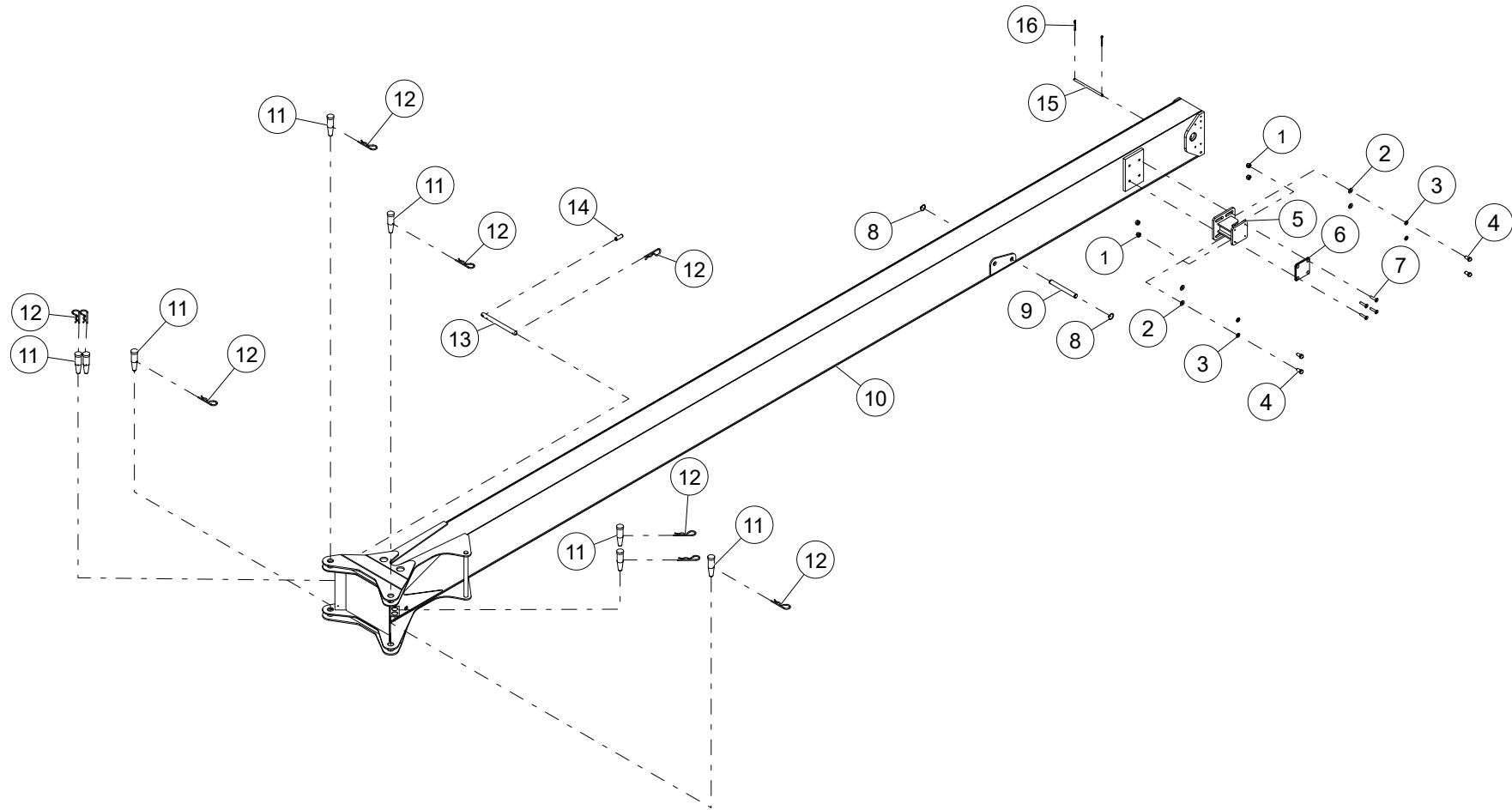


WHEN ORDERING PARTS, SPECIFY MODEL NUMBER, SERIAL NUMBER AND DESCRIPTION OF PARTS REQUIRED

| ITEM | PART NUMBER | DESCRIPTION | QUANTITY | NOTES |
|------|--------------------|--|----------|-------|
| | 730-51337-1 | JIB ASSEMBLY 26" | | |
| 18 | 770-01738 | BRKT,CABLE GUIDE-CS | 2 | |
| 19 | WSH4-X3750008Z0 | SPIRAL LOCK WASHER, 3/8, GR8, ZN | 8 | |
| 20 | HHCS-C3758758Z0 | HEX HEAD CAP SCREW, 3/8-16 X 7/8 LEN, GR8, ZN | 4 | |
| 21 | 202-10066 | SPRING, CABLE TENSION | 1 | |
| 22 | 870-50058 | SHEAVE PIN | 1 | |
| 23 | RET1-XA75000XZ0 | EXTERNAL RETAINING RING, 1-3/4 SHAFT, ZN | 2 | |
| 24 | 501-03001 | FITTING, 1/4-28 GREASE | 1 | |
| 25 | 774-00054 | BRACKET, ATB SWITCH | 1 | |
| 26 | SHCS-C313625AB0 | SOCKET HEAD CAP SCREW, 5/16-18 X 5/8 LEN, BO | 2 | |
| 27 | NUT3-C3750008Z0 | NYLON LOCK NUT, 3/8-16, GR8, ZN | 2 | |
| 28 | WSH2-X3750008Z0 | SAE WASHER, 3/8, GR8, ZN | 14 | |
| 29 | 729-02579 | ANGLE POINTER | 2 | |
| 30 | HHCS-C375A258Z1 | HEX HEAD CAP SCREW, 3/8-16 X 1 1/4 LEN, GR8, ZN, FULL THREAD | 6 | |
| 31 | P01-750XB75-P0 | CLEVIS PIN 3/4 DIA. X 2.75 STL | 1 | |
| 32 | PHP-120XA91-20 | PIN,CTRHAIR 0.120X1.91X0.41,ST SQC | 1 | |
| 33 | 274-30004 | BEARING-INNER RACE, 1.75 SHAFT | 1 | |
| 34 | 860-70005 | JIB SHEAVE ASSY -9/16 ROPE | 1 | |
| 35 | 770-01987 | WELDMENT, JIB TIP | 1 | |
| 36* | 400-25085 | HARENESS ATB/LMI JIB 4000 SERIES | 1 | |

* ITEM NOT SHOWN IN THE ILLUSTRATION

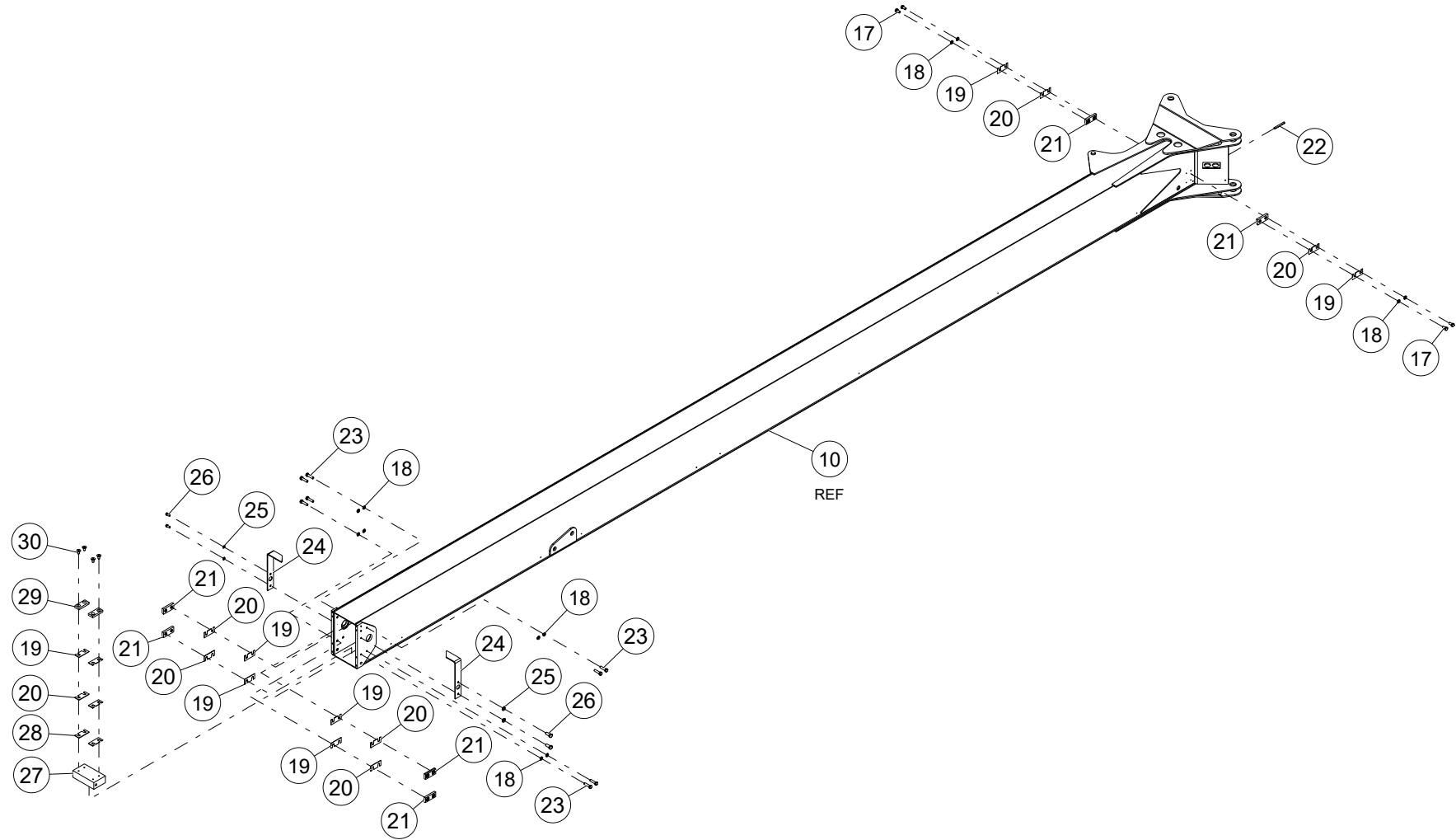
WHEN ORDERING PARTS, SPECIFY MODEL NUMBER, SERIAL NUMBER AND DESCRIPTION OF PARTS REQUIRED



WHEN ORDERING PARTS, SPECIFY MODEL NUMBER, SERIAL NUMBER AND DESCRIPTION OF PARTS REQUIRED

| ITEM | PART NUMBER | DESCRIPTION | QUANTITY | NOTES |
|------|--------------------|--|----------|-------|
| | 730-51337-2 | JIB ASSEMBLY 26"/44" | | |
| 1 | NUT1-C3130008Z0 | HEX NUT, 5/16-18, GR8, ZN | 4 | |
| 2 | WSH1-X6250008Z0 | WASHER, 5/8, GR8, ZN | 4 | |
| 3 | WSH4-X6250008Z0 | SPIRAL LOCK WASHER, 5/8, GR8, ZN | 4 | |
| 4 | HHCS-C625A258Z0 | HEX HEAD CAP SCREW, 5/8-11 X 1 1/4 LEN, GR8, ZN | 4 | |
| 5 | 770-02321 | BRKT WELD,SFJ STOW-TC4700 | 1 | |
| 6 | 1039284 | WEAR PAD, JIB STOW BRACKET | 1 | |
| 7 | SH02-C313A50BZ1 | SHCS C'SUNK HEAD, 5/16-18 X 1 1/2 LEN, ZN, FULL THREAD | 4 | |
| 8 | RET1-XA00000XP0 | EXTERNAL RETAINING RING, 1 SHAFT, PH | 2 | |
| 9 | 870-20236 | PIN 1" DIA. X 9.125 | 1 | |
| 10 | 730-51273 | WELDMENT, JIB BASE | 1 | |
| 11 | 870-40186 | PIN, 1 17/32 - JIB INSTALL | 8 | |
| 12 | PIN2-X172C75YZ0 | HAIRPIN, 11/64 DIA X 3 3/4 LEN, ZINC | 9 | |
| 13 | 870-20237 | PIN 1" DIA. X 12 1/8 | 1 | |
| 14 | 1039731 | SPRING PIN, 1-1/2"L X .5" DIA., ZINC PLATED | 1 | |
| 15 | 870-00136 | PIN 1/2 DIA. X 10 1/4 | 1 | |
| 16 | PIN3-X188A50M24Z0 | COTTER PIN, 3/16 DIA X 1 1/2 LEN, ZINC | 2 | |

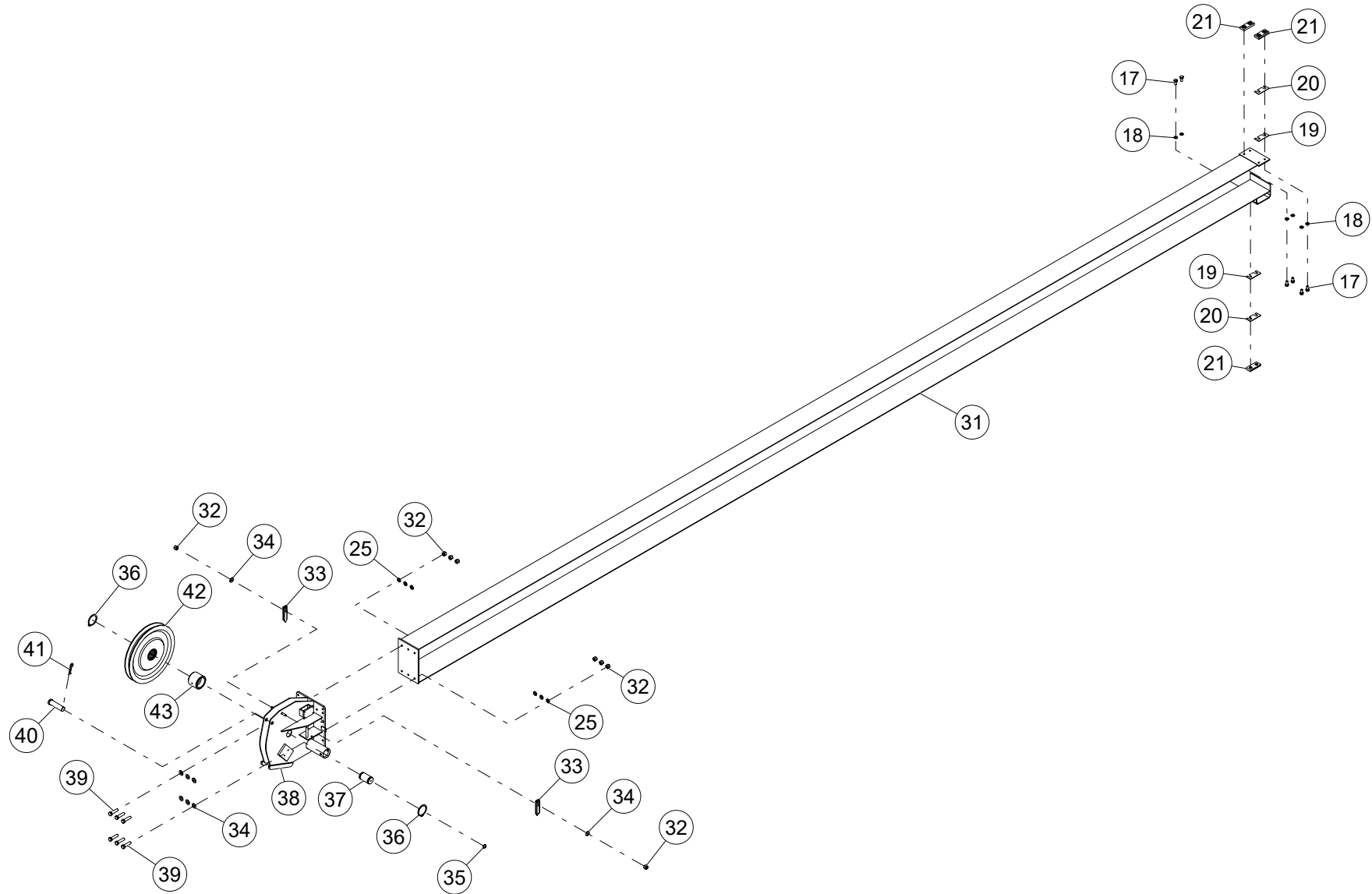
WHEN ORDERING PARTS, SPECIFY MODEL NUMBER, SERIAL NUMBER AND DESCRIPTION OF PARTS REQUIRED



WHEN ORDERING PARTS, SPECIFY MODEL NUMBER, SERIAL NUMBER AND DESCRIPTION OF PARTS REQUIRED

| ITEM | PART NUMBER | DESCRIPTION | QUANTITY | NOTES |
|------|--------------------|---|----------|-----------------------------------|
| | 730-51337-2 | JIB ASSEMBLY 26"/44" | | |
| 17 | HHCS-C3136258Z0 | HEX HEAD CAP SCREW, 5/16-18 X 5/8 LEN, GR8, ZN | 4 | Total 10 in JIB ASSEMBLY 26"/ 44" |
| 18 | WSH4-X3130008Z0 | SPIRAL LOCK WASHER, 5/16, GR8, ZN | 12 | Total 18 in JIB ASSEMBLY 26"/ 44" |
| 19 | 787-00241 | SHIM 3.50 X 1.50 X 0.40, AL6061 | 8 | Total 10 in JIB ASSEMBLY 26"/ 44" |
| 20 | 787-00242 | WEAR PAD SHIM, 0.063 | 8 | Total 10 in JIB ASSEMBLY 26"/ 44" |
| 21 | 729-02341 | WEAR PAD, 3.50 X 1.50 X 0.50 | 6 | Total 9 in JIB ASSEMBLY 26"/ 44" |
| 22 | 1032605 | PIN, SPRING SLTD 0.25 X 2.25, ST SQC | 1 | |
| 23 | HHCS-C313A258Z1 | HEX HEAD CAP SCREW, 5/16-18 X 1 1/4 LEN, GR8, ZN, FULL THREAD | 8 | |
| 24 | 770-01738 | BRKT,CABLE GUIDE-CS | 2 | |
| 25 | WSH4-X3750008Z0 | SPIRAL LOCK WASHER, 3/8, GR8, ZN | 4 | Total 10 in JIB ASSEMBLY 26"/ 44" |
| 26 | HHCS-C3758758Z0 | HEX HEAD CAP SCREW, 3/8-16 X 7/8 LEN, GR8, ZN | 4 | |
| 27 | 783-02908 | BAR | 1 | |
| 28 | 787-00243 | WEAR PAD SHIM, 0.100 | 2 | |
| 29 | 729-02170 | WEAR PAD, 2 CSK HOLE | 2 | |
| 30 | SH02-C313625BZ1 | SHCS C'SUNK HEAD, 5/16-18 X 5/8 LEN, ZN, FULL THREAD | 4 | |

WHEN ORDERING PARTS, SPECIFY MODEL NUMBER, SERIAL NUMBER AND DESCRIPTION OF PARTS REQUIRED



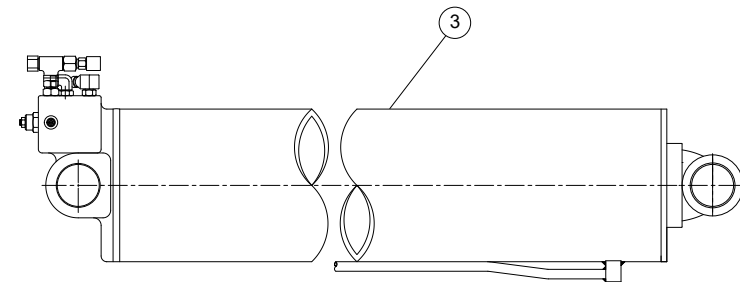
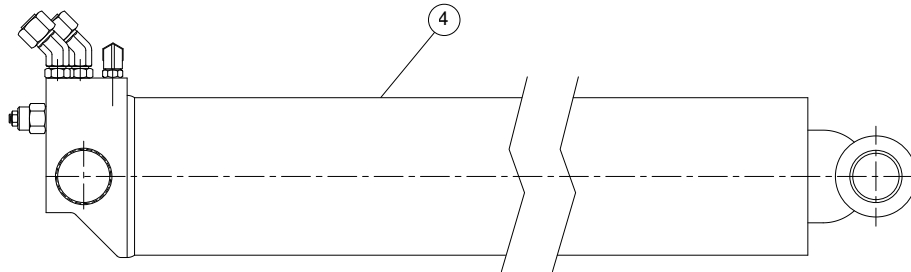
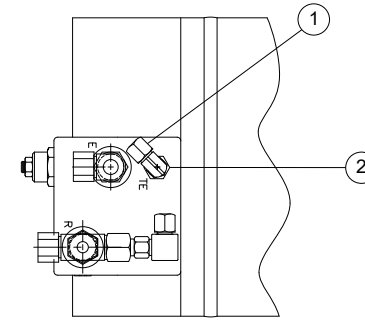
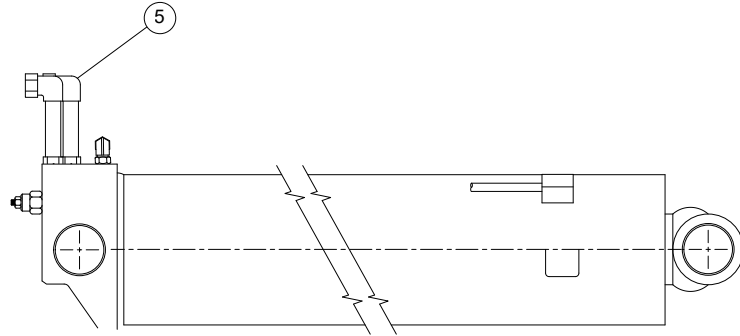
WHEN ORDERING PARTS, SPECIFY MODEL NUMBER, SERIAL NUMBER AND DESCRIPTION OF PARTS REQUIRED

| ITEM | PART NUMBER | DESCRIPTION | QUANTITY | NOTES |
|------|--------------------|---|----------|-------|
| | 730-51337-2 | JIB ASSEMBLY 26"/44" | | |
| 31 | 730-51269 | WELDMENT -2ND STG JIB | 1 | |
| 32 | NUT3-C3750008Z0 | NYLON LOCK NUT, 3/8-16, GR8, ZN | 8 | |
| 33 | 729-02579 | ANGLE POINTER | 2 | |
| 34 | WSH1-X3750008Z0 | WASHER, 3/8, GR8, ZN | 8 | |
| 35 | 501-03001 | FITTING, 1/4-28 GREASE | 1 | |
| 36 | RET1-XA75000XZ0 | EXTERNAL RETAINING RING, 1-3/4 SHAFT, ZN | 2 | |
| 37 | 870-50058 | SHEAVE PIN | 1 | |
| 38 | 770-01987 | WELDMENT, JIB TIP | 1 | |
| 39 | HHCS-C375A508Z0 | HEX HEAD CAP SCREW, 3/8-16 X 1 1/2 LEN, GR8, ZN | 6 | |
| 40 | P01-750XB75-P0 | CLEVIS PIN 3/4 DIA. X 2.75 STL | 1 | |
| 41 | PIN2-X125B00YZ0 | HAIRPIN, 1/8 DIA X 2 LEN, ZINC | 1 | |
| 42 | 860-70005 | JIB SHEAVE ASSY -9/16 ROPE | 1 | |
| 43 | 274-30004 | BEARING-INNER RACE, 1.75 SHAFT | 1 | |
| 44* | 400-25085 | HARENES ATB/LMI JIB 4000 SERIES | 1 | |

* ITEM NOT SHOWN IN THE ILLUSTRATION

WHEN ORDERING PARTS, SPECIFY MODEL NUMBER, SERIAL NUMBER AND DESCRIPTION OF PARTS REQUIRED

TOPPING CYLINDER ASSEMBLY



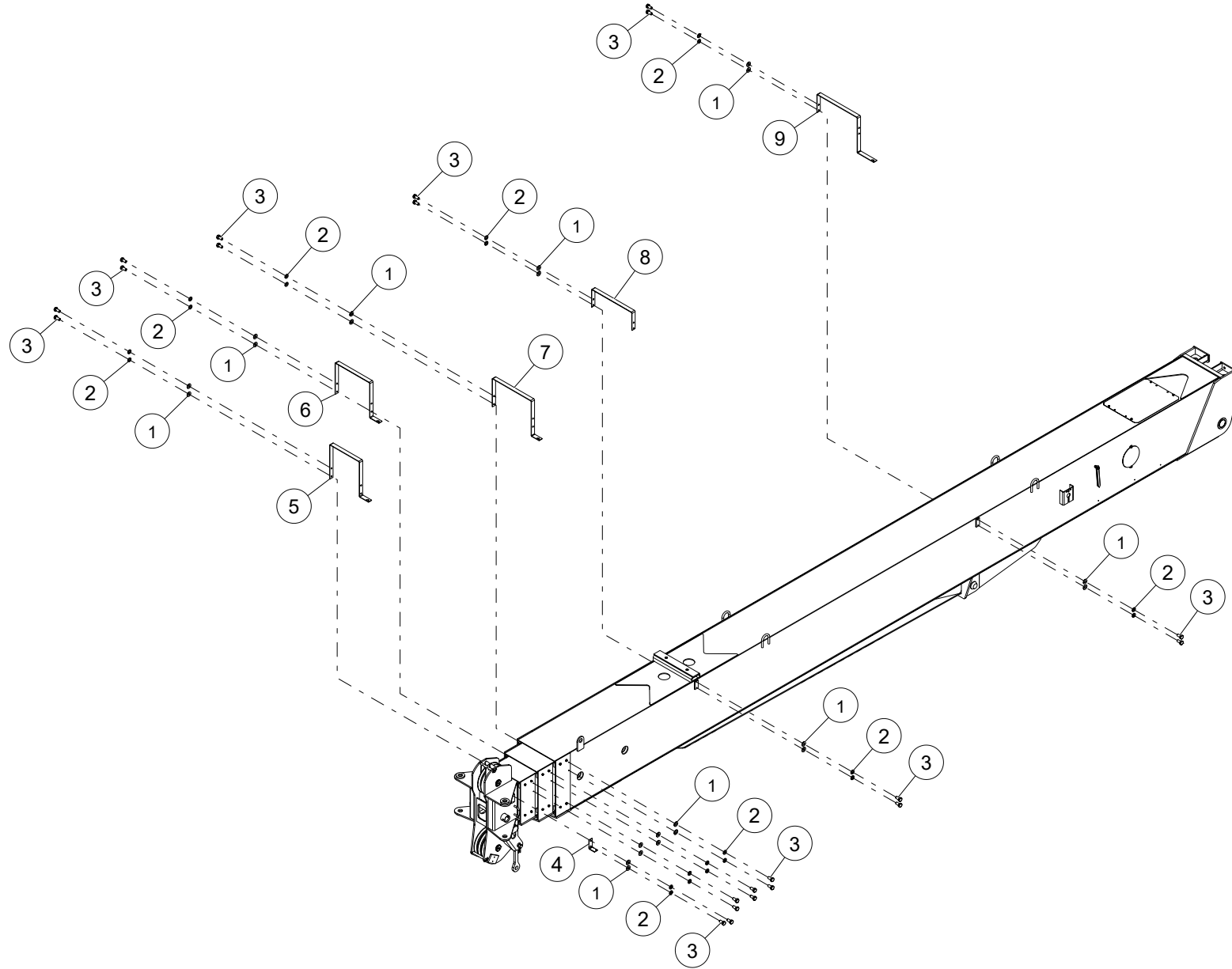
WHEN ORDERING PARTS, SPECIFY MODEL NUMBER, SERIAL NUMBER AND DESCRIPTION OF PARTS REQUIRED

TOPPING CYLINDER ASSEMBLY

| ITEM | PART NUMBER | DESCRIPTION | QUANTITY | NOTES |
|------|--------------------|--------------------------------------|----------|-------|
| | 548-00054-2 | TOPPING CYLINDER ASSEMBLY | | |
| 1 | 519-20004 | CAP | 1 | |
| 2 | 513-20019 | CONN M#4 OFS X M#6 ORB | 1 | |
| 3 | C1044675 | TOPPING CYLINDER (WHT) (7000 SERIES) | 1 | |
| 4 | 519-60007 | CAP | 2 | |
| 5 | 513-60008 | ADAPTER, MORB-10/MOFS-10 | 2 | |

WHEN ORDERING PARTS, SPECIFY MODEL NUMBER, SERIAL NUMBER AND DESCRIPTION OF PARTS REQUIRED

CABLE GUIDE INSTALL



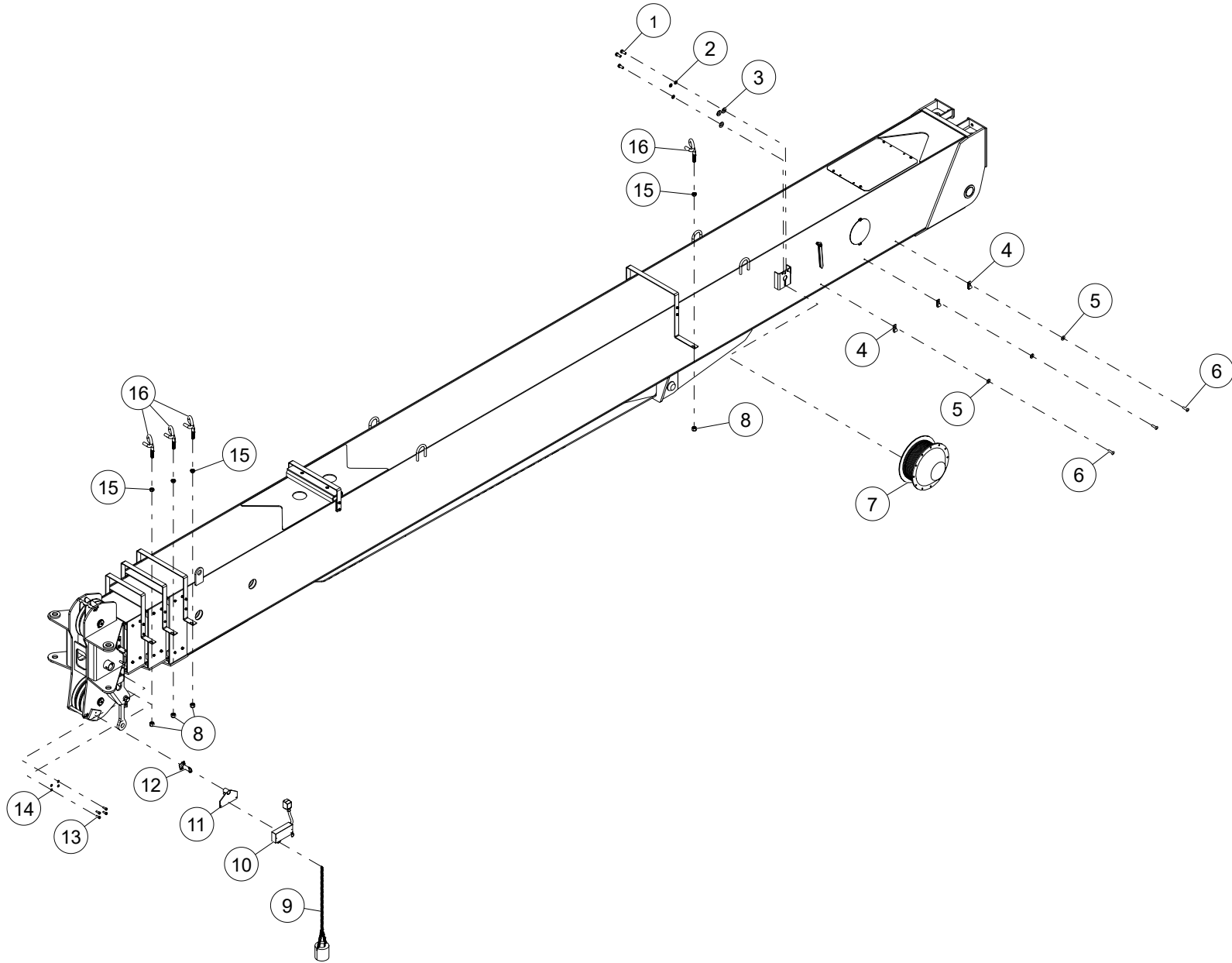
WHEN ORDERING PARTS, SPECIFY MODEL NUMBER, SERIAL NUMBER AND DESCRIPTION OF PARTS REQUIRED

CABLE GUIDE INSTALL

| ITEM | PART NUMBER | DESCRIPTION | QUANTITY | NOTES |
|------|--------------------|--|----------|-------|
| | 721-00234-5 | CABLE GUIDE INSTALL | | |
| 1 | WSH1-X3130008Z0 | WASHER, 5/16, GR8, ZN | 22 | |
| 2 | WSH4-X3130008Z0 | SPIRAL LOCK WASHER, 5/16, GR8, ZN | 22 | |
| 3 | HHCS-C3136258Z0 | HEX HEAD CAP SCREW, 5/16-18 X 5/8 LEN, GR8, ZN | 22 | |
| 4 | 729-02354 | BRKT BOOM TIP CABLE ANCHOR | 1 | |
| 5 | 729-02349 | BRKT, LMI/ROPE GUIDE-3RD STG 1544-1194 | 1 | |
| 6 | 729-02696 | BRKT, LMI/ROPE GUIDE-3RD STG 1544-1194 | 1 | |
| 7 | 729-02351 | BRKT,LMI/ROPE GUIDE BS BM FRT 1544-1193 | 1 | |
| 8 | 729-02352 | BRKT MID-BASE BM ROPE GUIDE 1544-1192 | 1 | |
| 9 | 729-02687 | GUIDE, REAR BASE BOOM | 1 | |

WHEN ORDERING PARTS, SPECIFY MODEL NUMBER, SERIAL NUMBER AND DESCRIPTION OF PARTS REQUIRED

ATBLMI INSTALLATION(GREER)



WHEN ORDERING PARTS, SPECIFY MODEL NUMBER, SERIAL NUMBER AND DESCRIPTION OF PARTS REQUIRED

ATBLMI INSTALLATION(GREER)

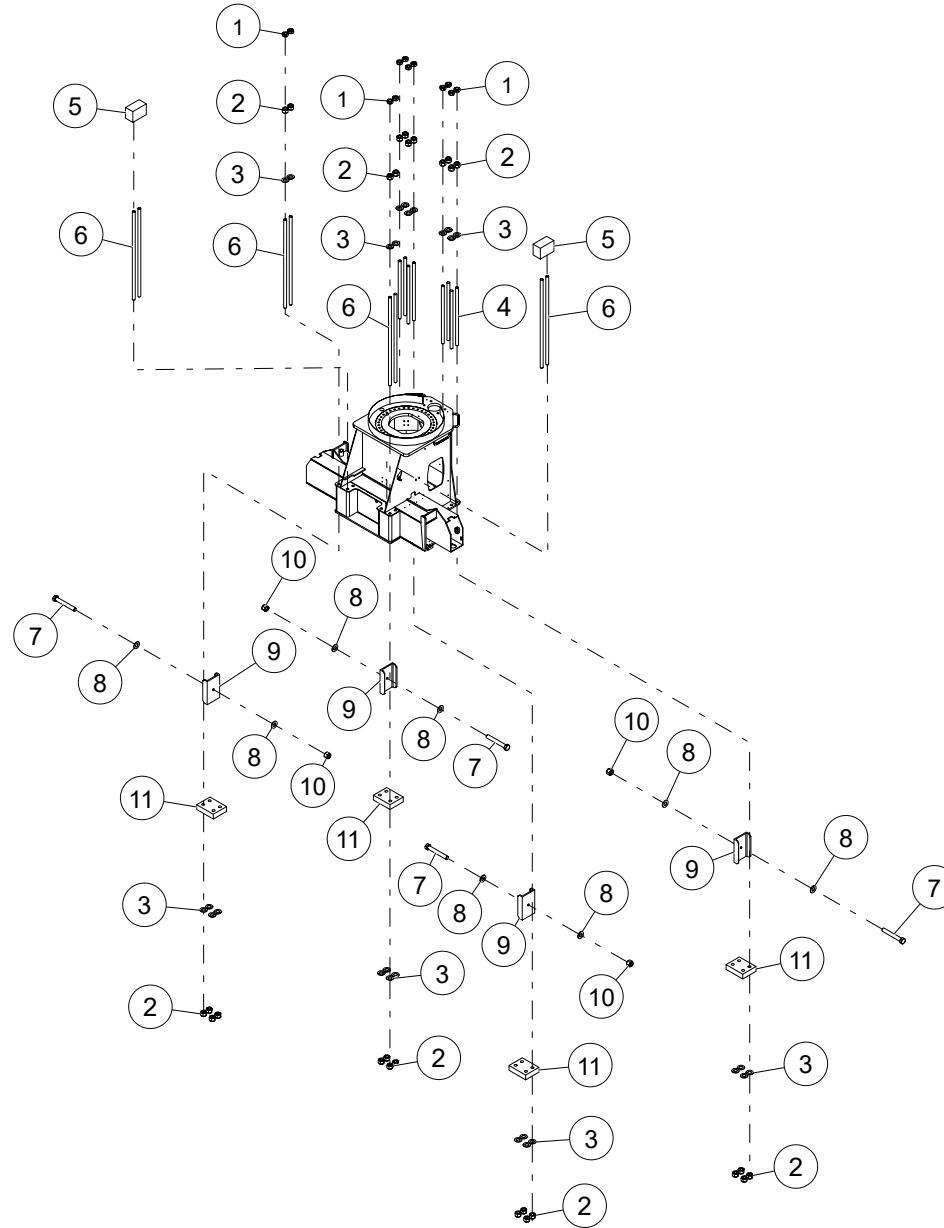
| ITEM | PART NUMBER | DESCRIPTION | QUANTITY | NOTES |
|------|--------------------|---|----------|-------|
| | 508-00090-5 | ATBLMI INSTALLATION(GREER) | | |
| 1 | HHCS-C3758758Z0 | HEX HEAD CAP SCREW, 3/8-16 X 7/8 LEN, GR8, ZN | 3 | |
| 2 | WSH4-X3750002Z0 | SPIRAL LOCK WASHER, 3/8, GR2, ZN | 3 | |
| 3 | WSH1-X5000002Z0 | WASHER, 1/2, GR2, ZN | 3 | |
| 4 | 201-00141 | TUBE CLAMP .25 DIA | 3 | |
| 5 | WSH1-X2500002Z0 | WASHER, 1/4, GR2, ZN | 3 | |
| 6 | VBB-250X875-L5 | RVT,BTNHD,BLND 0.250X0.875,AL | 3 | |
| 7 | 861-90532 | REEL, CABLE=A-RCI/ATB | 1 | |
| 8 | NUT3-C3750005Z0 | NYLON LOCK NUT, 3/8-16, GR5, ZN | 4 | |
| 9 | 717-0882 | CTWT W/ CHAIN | 1 | |
| 10 | 861-90434 | ATB SWITCH, HVY DUTY | 1 | |
| 11 | 729-02729 | BRACKET WELDMENT, LMI-ATB SWITCH | 1 | |
| 12 | 774-00054 | BRACKET, ATB SWITCH | 1 | |
| 13 | SHCS-C190500AB0 | SOCKET HEAD CAP SCREW, 10-24 X 1/2 LEN, BO | 4 | |
| 14 | WSH4-X1900008Z0 | SPIRAL LOCK WASHER, #10, GR8, ZN | 4 | |
| 15 | NUT2-C3750005Z0 | HEX JAM NUT, 3/8-16, GR5, ZN | 4 | |
| 16 | 865-00029 | CABLE GUIDE, 1.00 DIA | 4 | |

WHEN ORDERING PARTS, SPECIFY MODEL NUMBER, SERIAL NUMBER AND DESCRIPTION OF PARTS REQUIRED

PAGE INTENTIONALLY LEFT BLANK

SUBFRAME

MAINFRAME INSTALL



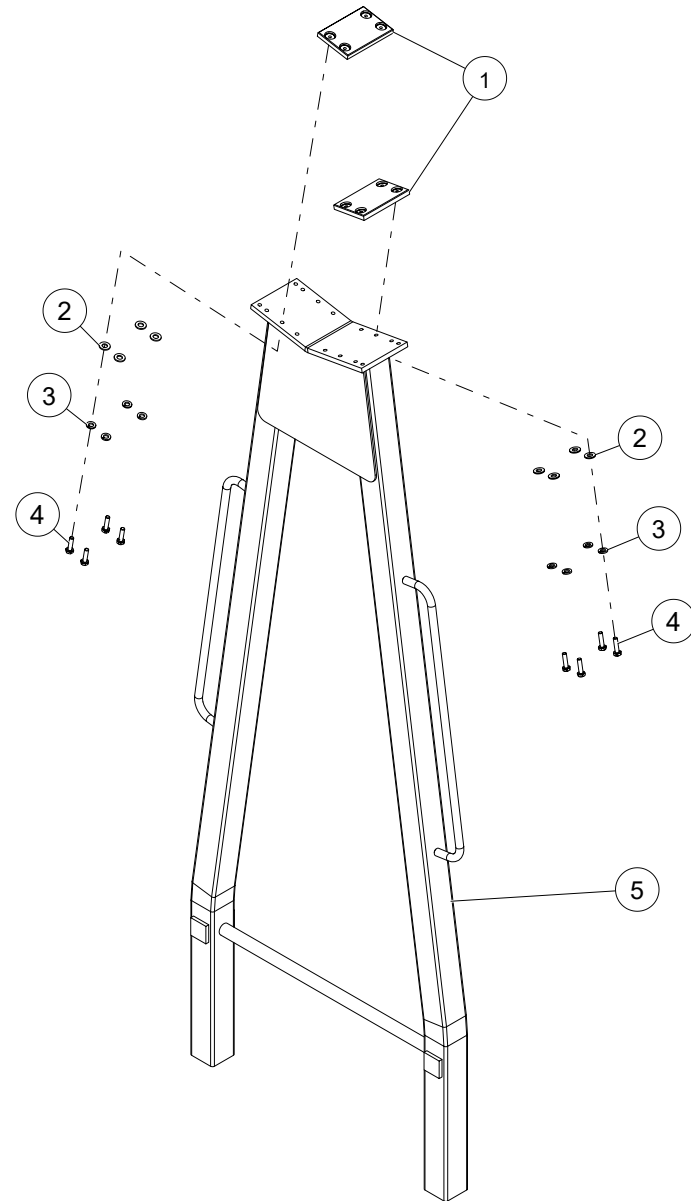
WHEN ORDERING PARTS, SPECIFY MODEL NUMBER, SERIAL NUMBER AND DESCRIPTION OF PARTS REQUIRED

MAINFRAME INSTALL

| ITEM | PART NUMBER | DESCRIPTION | QUANTITY | NOTES |
|------|-------------------|---|----------|-------|
| | 700-0090-2 | MAINFRAME INSTALL | | |
| 1 | NUT2-FA250008Z0 | HEX JAM NUT, 1 1/4- 12, GR8, ZN | 12 | |
| 2 | NUT3-FA250008Z0 | NYLON LOCK NUT, 1 1/4- 12, GR8, ZN | 28 | |
| 3 | WSH1-XA250008Z0 | WASHER, 1-1/4, GR8, ZN | 28 | |
| 4 | 220-09078 | TIEDOWN ROD MAINFR 1.25-12X30.0 | 8 | |
| 5 | C1054387 | BAR, TIE ROD ANCHOR | 2 | |
| 6 | 220-09111 | TIEDOWN ROD MAINFR 1.25-12X30.0 | 8 | |
| 7 | HHCS-C625D508Z0 | HEX HEAD CAP SCREW, 5/8-11 X 4 1/2 LEN, GR8, ZN | 4 | |
| 8 | WSH1-X6250008Z0 | WASHER, 5/8, GR8, ZN | 8 | |
| 9 | 709-01902-2 | FRAME STIFFENER 9.63 LG | 4 | |
| 10 | NUT3-C6250005Z0 | NYLON LOCK NUT, 5/8-11, GR5, ZN | 4 | |
| 11 | 783-02895 | BAR, MF TIEDOWN-TC3400 | 4 | |

WHEN ORDERING PARTS, SPECIFY MODEL NUMBER, SERIAL NUMBER AND DESCRIPTION OF PARTS REQUIRED

BOOM REST ASSEMBLY



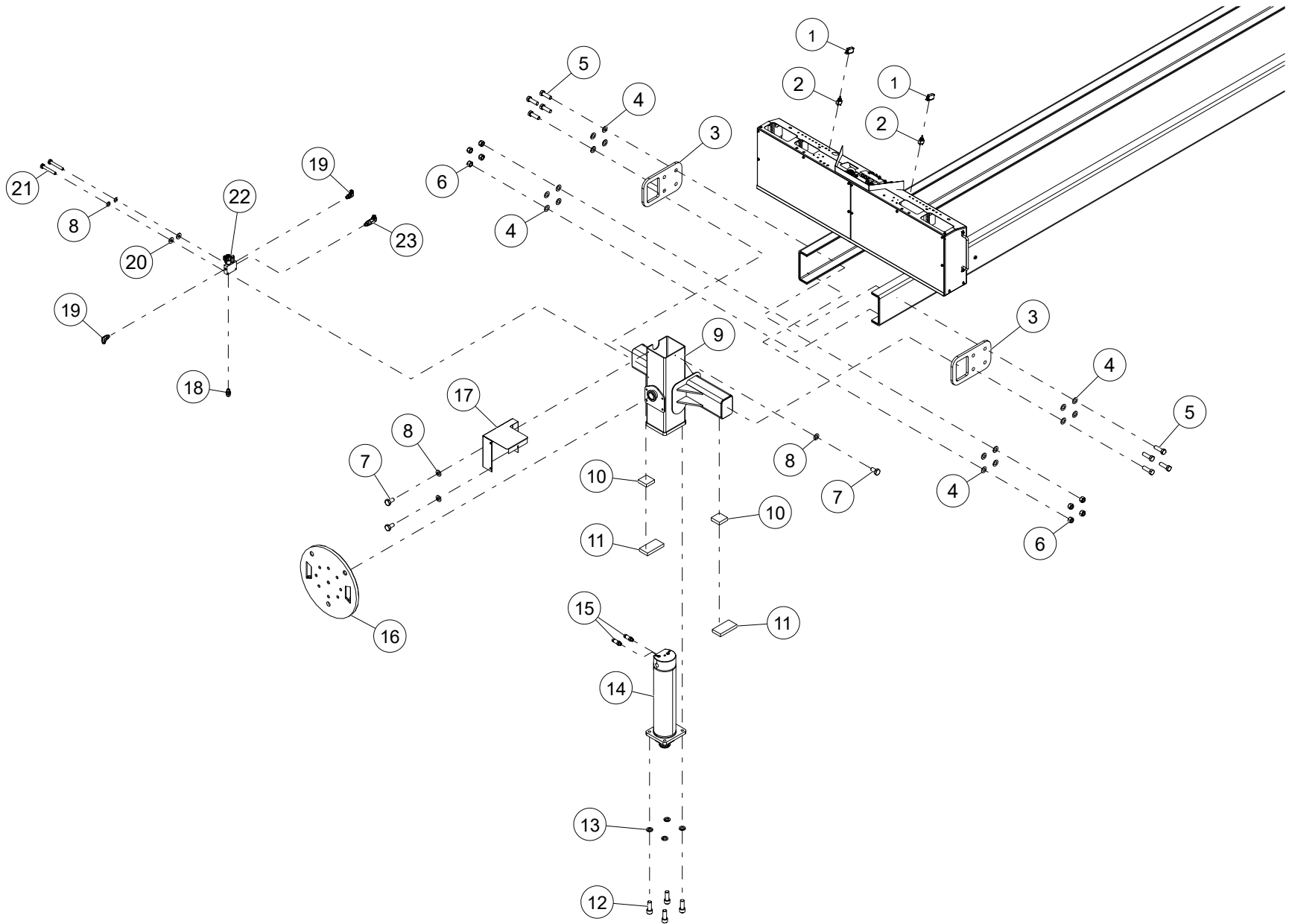
WHEN ORDERING PARTS, SPECIFY MODEL NUMBER, SERIAL NUMBER AND DESCRIPTION OF PARTS REQUIRED

BOOM REST ASSEMBLY

| ITEM | PART NUMBER | DESCRIPTION | QUANTITY | NOTES |
|------|-----------------|---|----------|-------|
| | C1063559 | BOOM REST ASSEMBLY | | |
| 1 | C1063769 | WEAR PAD ASSY | 2 | |
| 2 | WSH1-X3130008Z0 | WASHER, 5/16, GR8, ZN | 8 | |
| 3 | WSH4-X3130008Z0 | SPIRAL LOCK WASHER, 5/16, GR8, ZN | 8 | |
| 4 | HHCS-C250A008Z0 | HEX HEAD CAP SCREW, 1/4-20 X 1 LEN, GR8, ZN | 8 | |
| 5 | 709-01212 | BOOM REST WELD | 1 | |

WHEN ORDERING PARTS, SPECIFY MODEL NUMBER, SERIAL NUMBER AND DESCRIPTION OF PARTS REQUIRED

REAR BUMPER OUTRIGGER



WHEN ORDERING PARTS, SPECIFY MODEL NUMBER, SERIAL NUMBER AND DESCRIPTION OF PARTS REQUIRED

REAR BUMPER OUTRIGGER

| ITEM | PART NUMBER | DESCRIPTION | QUANTITY | NOTES |
|------|------------------|--|----------|-------|
| | 760-00382 | REAR BUMPER OUTRIGGER | | |
| 1 | 400-04036 | SWITCH GUARD | 2 | |
| 2 | 400-04014 | SWITCH, DPDT (MOM) REAR BMPR O/R | 2 | |
| 3 | 789-05184 | PLATE, BRKT REAR BUMPER O/R | 2 | |
| 4 | WSH1-XA000008Z0 | WASHER, 1, GR8, ZN | 16 | |
| 5 | HHCS-CA00C258Z1 | HEX HEAD CAP SCREW, 1-8 X 3 1/4 LEN, GR8, ZN, FULL THREAD | 8 | |
| 6 | NUT3-CA000008Z0 | NYLON LOCK NUT, 1-8, GR8, ZN | 8 | |
| 7 | HHCS-C2505008Z0 | HEX HEAD CAP SCREW, 1/4-20 X 1/2 LEN, GR8, ZN | 3 | |
| 8 | WSH4-X2500008Z0 | SPIRAL LOCK WASHER, 1/4, GR8, ZN | 5 | |
| 9 | 760-00381 | WELDMENT, REAR BUMPER O/R | 1 | |
| 10 | 002-90192 | BAR SHEAR MT 3 1/2X3 1/2X1 HR (2-172) | 2 | |
| 11 | 010-90022 | BAR, SHEAR 3 1/2 X 7 X 1 HRS (2-172) | 2 | |
| 12 | SHCS-C750B00AM0 | SOCKET HEAD CAP SCREW, 3/4-10 X 2 LEN, MA | 4 | |
| 13 | WSH4-X7500008M0 | SPIRAL LOCK WASHER, 3/4, GR8, MA | 4 | |
| 14 | C1062590 | REAR OUTRIGGER CYLINDER | 1 | |
| 15 | 1010072 | ADAPTER, MOFS-6/MORB-6, L | 2 | |
| 16 | 718-0751 | PAD-OUTRIGGER | 1 | |
| 17 | 802-01603 | COVER, REAR BUMPER O/R RM | 1 | |
| 18 | 1010075 | ADAPTER, MOFS-8/MORB-6 | 1 | |
| 19 | 1014001 | ELBOW, 90, MOFS-6/MORB-6 | 2 | |
| 20 | WSH2-X2500008Z0 | SAE WASHER, 1/4, GR8, ZN | 2 | |
| 21 | HHCS-C250A758Z1 | HEX HEAD CAP SCREW, 1/4-20 X 1 3/4 LEN, GR8, ZN, FULL THREAD | 2 | |
| 22 | 551-10142 | VALVE, FRONT JACK CONTROL | 1 | |
| 23 | 1014002 | ELBOW, 90, MOFS-6/MORB-6, L | 1 | |
| 24* | 1010071 | ADAPTER, MOFS-6/MORB-6 | 1 | |
| 25* | 1018017 | TEE, MOFS-6/FOFS-6/MOFS-6 | 1 | |
| 26* | 1018019 | TEE, MOFS-8, FOFS-8SW, MOFS-8 | 1 | |
| 27* | 400-02461 | HARNES FRONT OR | 1 | |
| 28* | 400-15088 | CABLE TIE | 6 | |
| 29* | 503-94004 | HOSE KIT, REAR BUMPER O/R | 1 | |
| 30* | T124805 | DECAL FIFTH O/R CS | 1 | |
| 31* | T124806 | DECAL FIFTH O/R SS | 1 | |

* ITEM NOT SHOWN IN THE ILLUSTRATION

WHEN ORDERING PARTS, SPECIFY MODEL NUMBER, SERIAL NUMBER AND DESCRIPTION OF PARTS REQUIRED

NON ILLUSTRATED PAGE

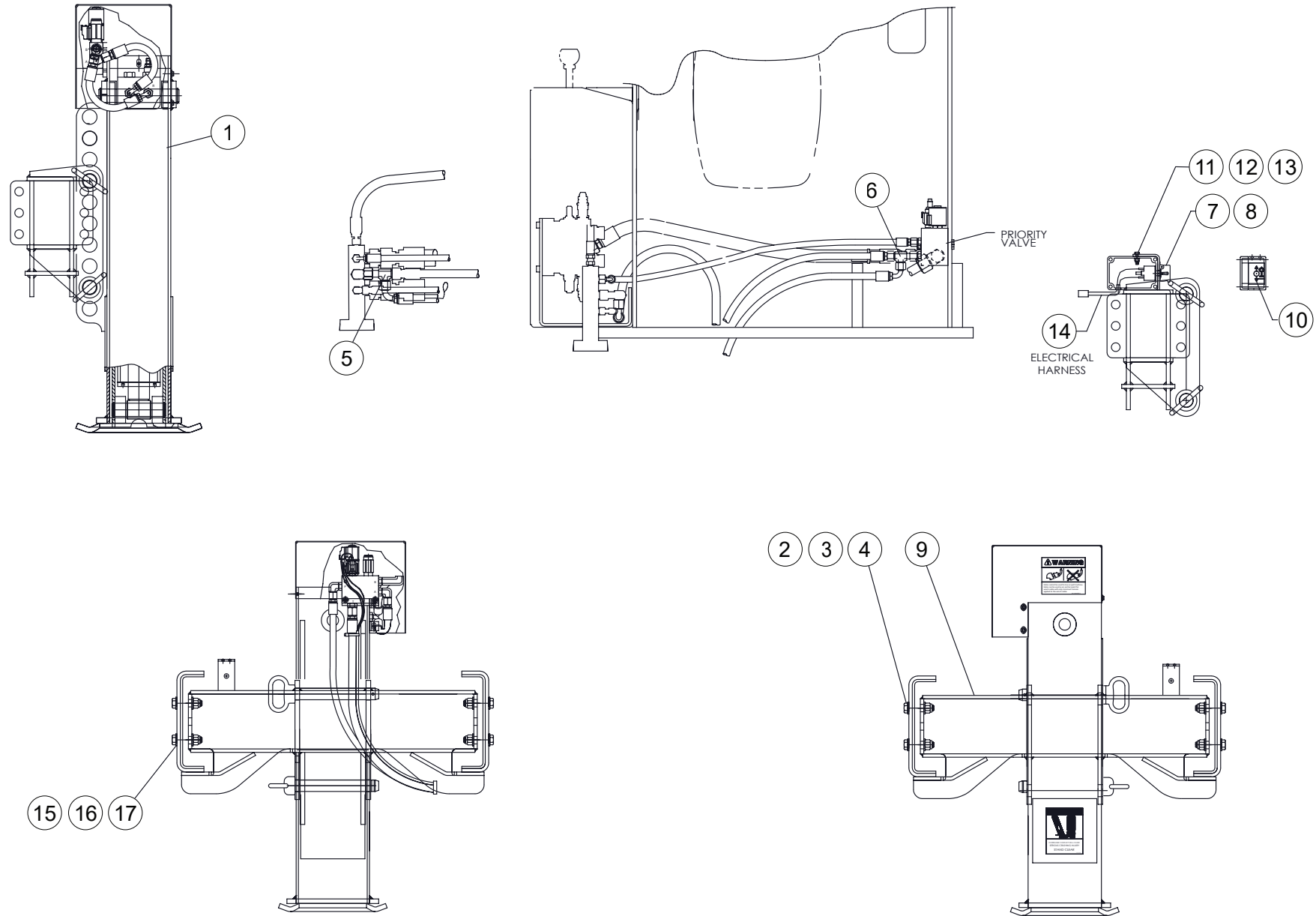
WHEN ORDERING PARTS, SPECIFY MODEL NUMBER, SERIAL NUMBER AND DESCRIPTION OF PARTS REQUIRED

FRONT BUMPER OUTRIGGER OPTIONS

| ITEM | PART NUMBER | DESCRIPTION | QUANTITY | NOTES |
|------|----------------------|--|----------|-------------|
| | OCP-FBO-25-92 | FRONT BUMPER OUTRIGGER OPTIONS | | |
| 1 | T134655 | 4000/7000 SERIES FRONT BUMPER OUTRIGGER ASSY 34 INCH FRAME | 1 | SEE PAGE 88 |
| 2 | T134658 | 4000/7000 SERIES FRONT BUMPER OUTRIGGER ASSY 46 INCH FRAME | 1 | SEE PAGE 90 |

WHEN ORDERING PARTS, SPECIFY MODEL NUMBER, SERIAL NUMBER AND DESCRIPTION OF PARTS REQUIRED

4000/7000 SERIES FRONT BUMPER OUTRIGGER ASSY 34 INCH FRAME

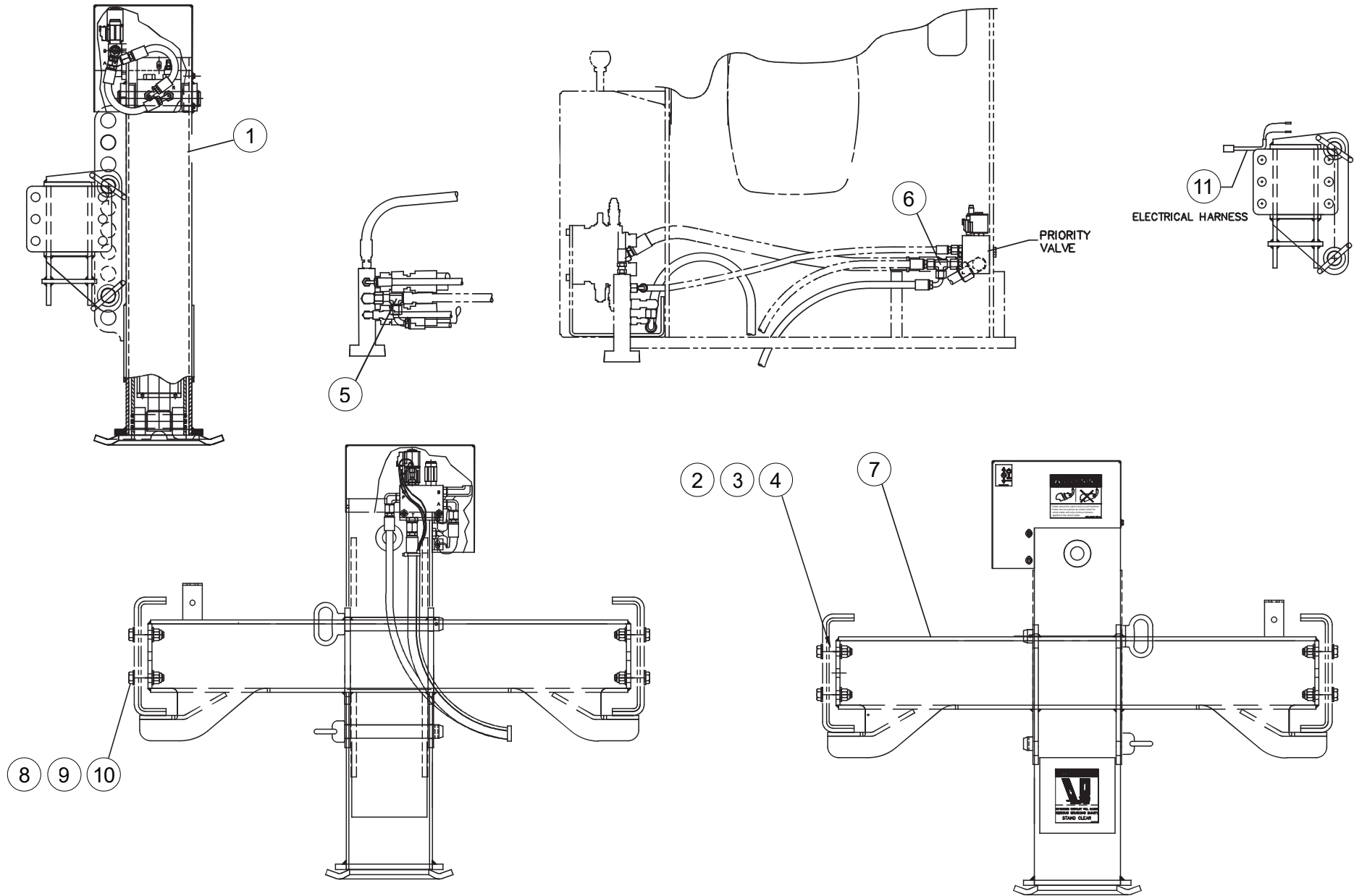


WHEN ORDERING PARTS, SPECIFY MODEL NUMBER, SERIAL NUMBER AND DESCRIPTION OF PARTS REQUIRED

4000/7000 SERIES FRONT BUMPER OUTRIGGER ASSY 34 INCH FRAME

| ITEM | PART NUMBER | DESCRIPTION | QUANTITY | NOTES |
|------|----------------|---|----------|-------------|
| | T134655 | 4000/7000 SERIES FRONT BUMPER OUTRIGGER ASSY 34 INCH FRAME | | |
| 1 | 1038356 | O/R SUBASSY,FRONT BUMPER | 1 | SEE PAGE 92 |
| 2 | 789-06043.3 | SPACER PLATE, 1/8" | 2 | |
| 3 | 789-06044.3 | SPACER PLATE, 1/4" | 2 | |
| 4 | 789-06045.3 | SPACER PLATE, 3/8" | 1 | |
| 5 | 516-85004 | TEE,MOFS-8/FOFS-8SW/MOFS-8 | 1 | |
| 6 | 516-84003 | TEE, RUN | 1 | |
| 7 | 400-04122 | TOGGLE SWITCH | 1 | |
| 8 | 400-04036 | GUARD,SWITCH | 1 | |
| 9 | T128151 | FRONT BUMPER MTG BRACKET (34") WITH SWITCH MTG. | 1 | |
| 10 | 651-00464 | DECAL, FRONT O/R SWITCH | 1 | |
| 11 | T128152 | SWITCH MOUNTING BRACKET FRONT JACK | 1 | |
| 12 | SFS-250CA00-25 | SCR, HXFLG SERR 0.25-20X1.00, SQC G5 | 2 | |
| 13 | NFH-250C000-25 | NUT,HEX,FLANGE 0.25-20,ST SQC G5 | 2 | |
| 14 | T135404 | HARNES, FRONT JACK | 1 | |
| 15 | WAJ-750X000-20 | WSH, FL HRD A-REG 0.75, ST SQC | 16 | |
| 16 | S01-750CC25-Y8 | SCR, HHCS 0.75-10X3.25,ST SQC G8 | 8 | |
| 17 | NYL-750C000-Y8 | NUT,HEX NYL-INS 0.75-10,ST SQC G8 | 8 | |

WHEN ORDERING PARTS, SPECIFY MODEL NUMBER, SERIAL NUMBER AND DESCRIPTION OF PARTS REQUIRED

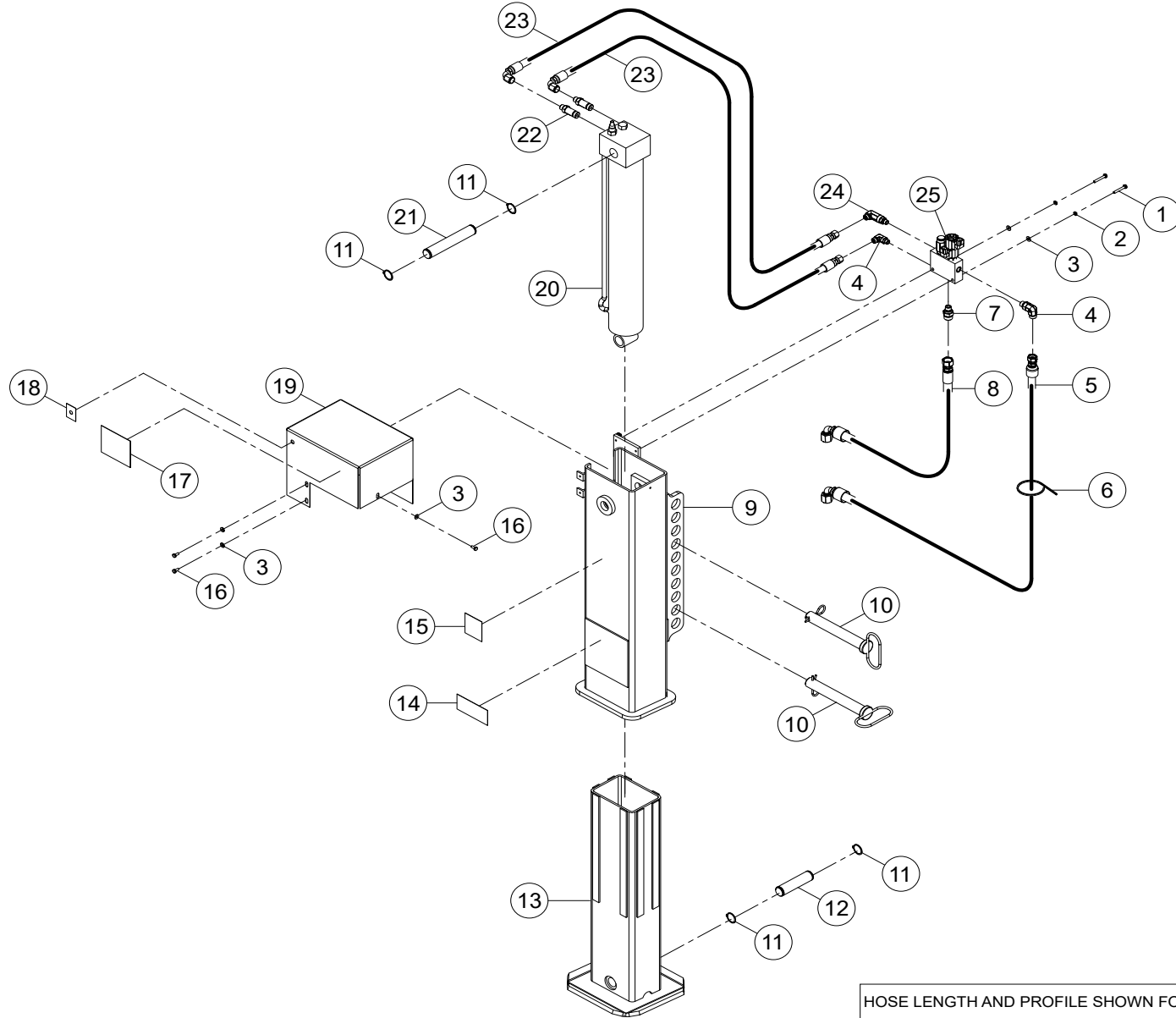


WHEN ORDERING PARTS, SPECIFY MODEL NUMBER, SERIAL NUMBER AND DESCRIPTION OF PARTS REQUIRED

4000/7000 SERIES FRONT BUMPER OUTRIGGER ASSY 46 INCH FRAME

| ITEM | PART NUMBER | DESCRIPTION | QUANTITY | NOTES |
|------|----------------|---|----------|-------|
| | T134658 | 4000/7000 SERIES FRONT BUMPER OUTRIGGER ASSY 46 INCH FRAME | | |
| 1 | T135724 | O/R SUB ASSY, FRT BMP EXT FRM | 1 | |
| 2 | 789-06043.3 | SPACER PLATE, 1/8" | 2 | |
| 3 | 789-06044.3 | SPACER PLATE, 1/4" | 2 | |
| 4 | 789-06045.3 | SPACER PLATE, 3/8" | 4 | |
| 5 | 516-85004 | TEE,MOFS-8/FOFS-8SW/MOFS-8 | 1 | |
| 6 | 516-84003 | TEE, RUN | 1 | |
| 7 | T128149 | 46" FRONT O/R MTG BRACKET | 1 | |
| 8 | WAJ-750X000-Y2 | WSH, FL HRD A-REG 0.75, ST YZ | 16 | |
| 9 | S01-750CC25-Y8 | SCR, HHCS 0.75-10X3.25,ST SQC G8 | 8 | |
| 10 | NYL-750C000-Y8 | NUT,HEX NYL-INS 0.75-10,ST SQC G8 | 8 | |
| 11 | T135404 | HARNESS, FRONT JACK | 1 | |

WHEN ORDERING PARTS, SPECIFY MODEL NUMBER, SERIAL NUMBER AND DESCRIPTION OF PARTS REQUIRED



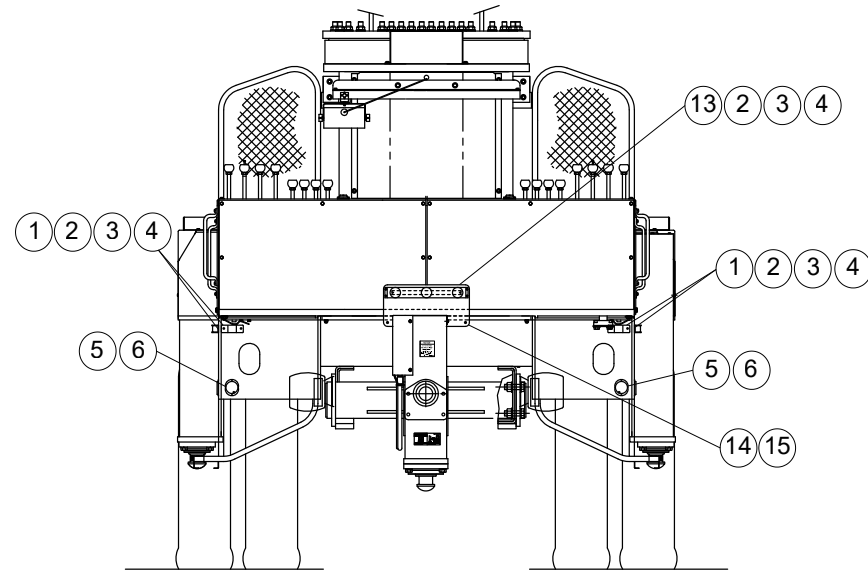
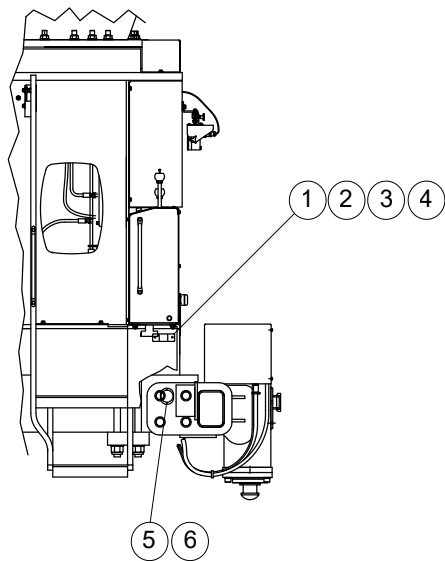
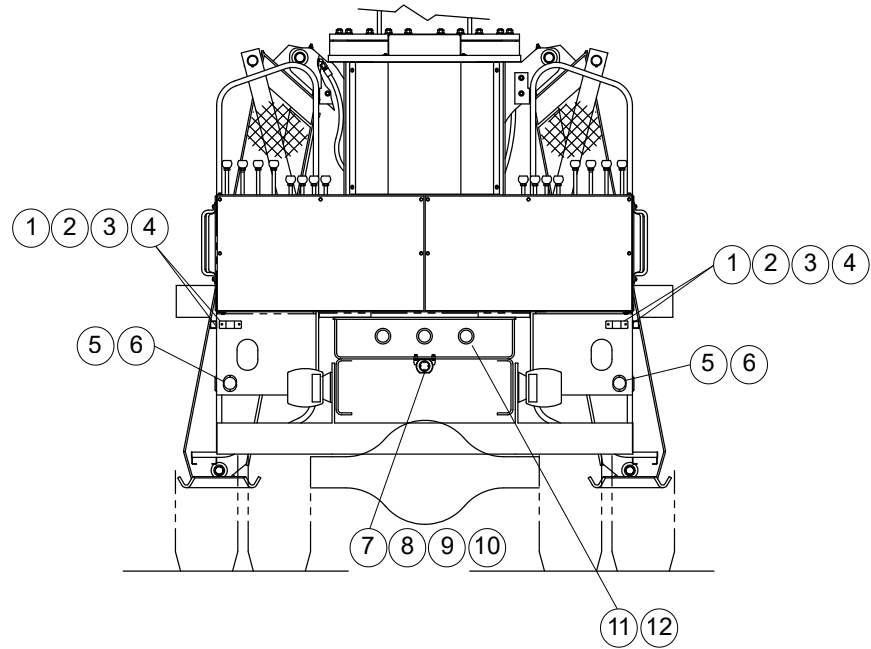
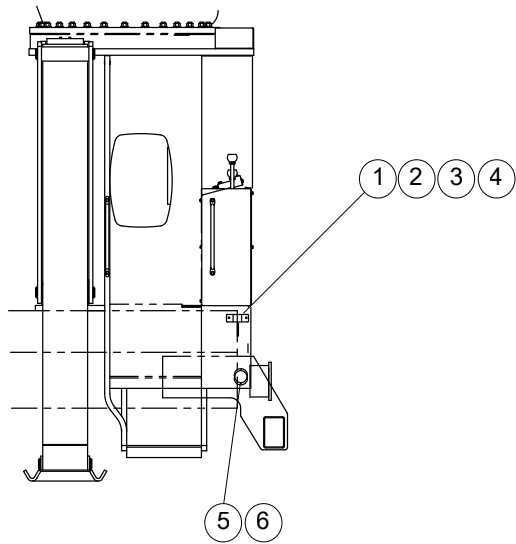
HOSE LENGTH AND PROFILE SHOWN FOR REPRESENTATION ONLY.

WHEN ORDERING PARTS, SPECIFY MODEL NUMBER, SERIAL NUMBER AND DESCRIPTION OF PARTS REQUIRED

O/R SUBASSY,FRONT BUMPER

| ITEM | PART NUMBER | DESCRIPTION | QUANTITY | NOTES |
|------|-----------------|--|----------|-------|
| | 1038356 | O/R SUBASSY,FRONT BUMPER | | |
| 1 | HHCS-C250A758Z1 | HEAD CAP SCREW, 1/4-20 X 1 3/4 LEN, GR8, ZN, FULL THREAD | 2 | |
| 2 | WSH5-X2500008Z0 | SPIRAL LOCK WASHER, 1/4, GR8, ZN | 2 | |
| 3 | WSH1-X2500008Z0 | WASHER, 1/4, GR8, ZN | 5 | |
| 4 | 1014001 | ELBOW, 90, MOFS-6/MORB-6 | 2 | |
| 5 | 1027954 | HOSE, -6, 3000, FOFS-6SW / 90FOFS-6SW, 228 | 1 | |
| 6 | 400-15086 | NYLON CABLE TIE (7"LG.) | 6 | |
| 7 | 1010075 | ADAPTER,MOFS-8/MORB-6 | 1 | |
| 8 | 1027955 | HOSE, -8, 3000, FOFS-8SW / 90FOFS-8SW, 252 | 1 | |
| 9 | 1038196 | FRT BUMPER O/R HSG OUTER WELD | 1 | |
| 10 | 870-30234 | FRONT JACK PIN 1.25 X 8.5 | 2 | |
| 11 | RET1-XA25000XZ0 | EXTERNAL RETAINING RING, 1-1/4 SHAFT, ZN | 4 | |
| 12 | 870-30211 | PIN, 1 1/4 DIAAUX O/R-VERT | 1 | |
| 13 | 1038150 | BUMPER OUTRIGGER LEG WELD | 1 | |
| 14 | 651-00414 | DECAL, 8TH O/R CRUSH HAZARD | 1 | |
| 15 | 651-00435 | FIFTH O/R DECAL | 1 | |
| 16 | HHCS-C2506258Z0 | HEX HEAD CAP SCREW, 1/4-20 X 5/8 LEN, GR8, ZN | 3 | |
| 17 | 653-00408 | WARNING DECAL, ANCHOR/TOW | 1 | |
| 18 | 651-00464 | DECAL, FRONT O/R SWITCH | 1 | |
| 19 | 802-01664 | COVER, FRONT O/R VALVE | 1 | |
| 20 | 540-20142 | JACK CYLINDER | 1 | |
| 21 | 870-10210 | PIN, 1 1/4 DIAAUX O/R-VERT | 1 | |
| 22 | 1010072 | ADAPTER, MOFS-6/MORB-6, L | 2 | |
| 23 | 1027953 | HOSE, -6, 2000, FOFS-6SW / 90FOFS-6SW, 8.5 | 2 | |
| 24 | 1014002 | ELBOW, 90, MOFS-6/MORB-6, L | 1 | |
| 25 | 551-10142 | VALVE, FRONT JACK CONTROL | 1 | |

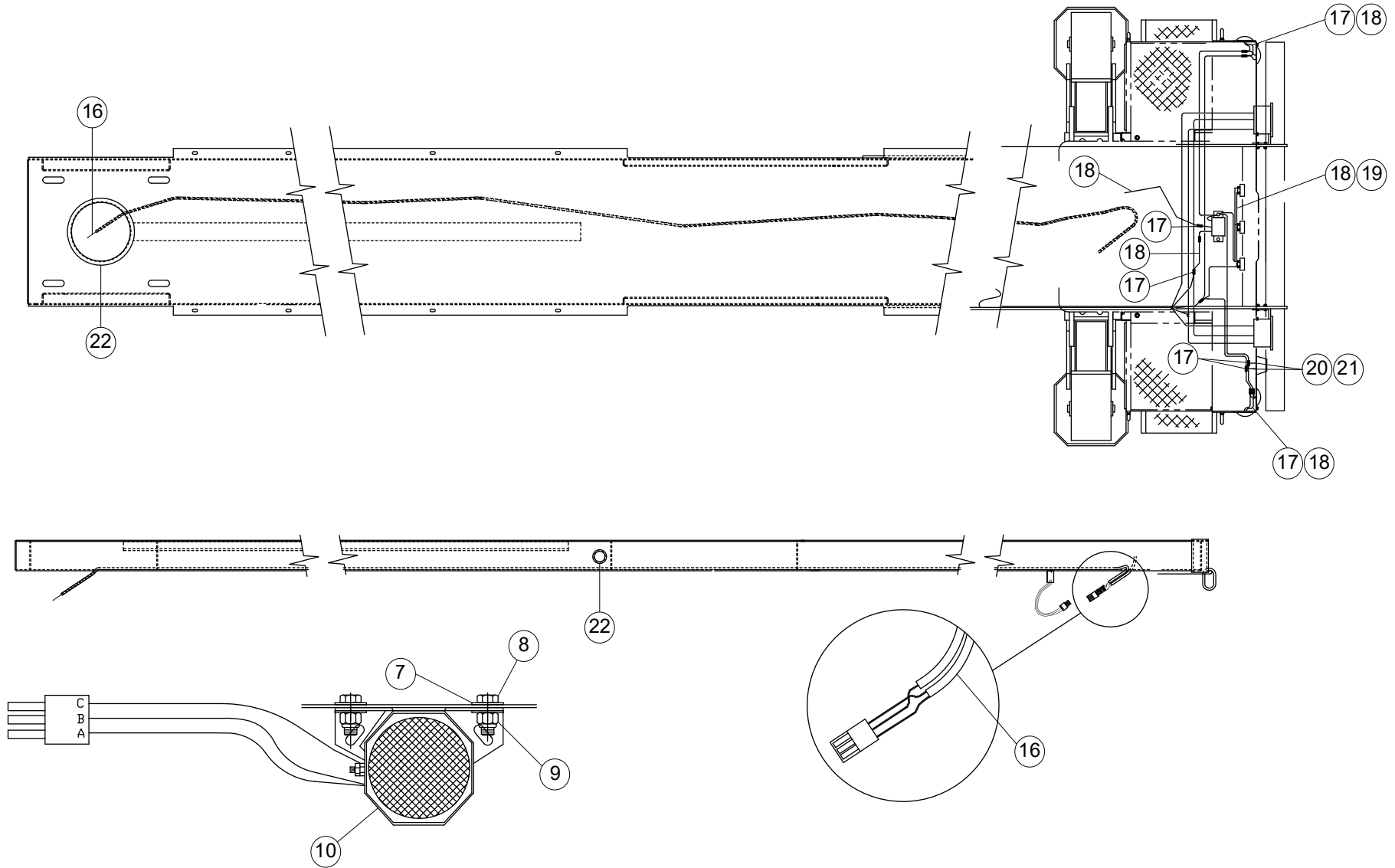
WHEN ORDERING PARTS, SPECIFY MODEL NUMBER, SERIAL NUMBER AND DESCRIPTION OF PARTS REQUIRED



WHEN ORDERING PARTS, SPECIFY MODEL NUMBER, SERIAL NUMBER AND DESCRIPTION OF PARTS REQUIRED

| ITEM | PART NUMBER | DESCRIPTION | QUANTITY | NOTES |
|------|------------------|--------------------------------|----------|-------|
| | 691-00038 | SUBFRAME RM REAR LIGHTS | | |
| 1 | 400-09306 | MARKER LITE RED SURFACE MT | 4 | |
| 2 | 221-00002 | HEX NUT #10-24 | 12 | |
| 3 | 222-10006 | LOCK WASHER #10 | 12 | |
| 4 | 223-04003 | SCREW MACHINE #10-24 X1 LG | 12 | |
| 5 | 1233-39 | SCREW MACHINE#10-24 X 1 LG | 8 | |
| 6 | 400-09233 | REFLECTOR RED | 4 | |
| 7 | 220-00003 | BOLT, HEX HD 1/4 NC X 3/4 LG | 2 | |
| 8 | 222-00006 | FLATWASHER 1/4 | 2 | |
| 9 | 221-90001 | LOCKNUT, 1/4-20 UNC PLT | 2 | |
| 10 | 714A1432 | HORN ASSY, ECCO #835 | 1 | |
| 11 | 400-09318 | GROMMET, 3" HOLE TL #10704 | 3 | |
| 12 | 400-09113 | LITE, RED 2 1/2" TL # 10205R | 3 | |
| 13 | 400-09366 | RAER TRIBAR LIGHT ASSY | 1 | |
| 14 | 789-05834 | PLATE, TRIBAR LIGHT MOUNTING | 1 | |
| 15 | 223-15212 | 5/16-18 HH MACH SC TAP SCR Z | 3 | |

WHEN ORDERING PARTS, SPECIFY MODEL NUMBER, SERIAL NUMBER AND DESCRIPTION OF PARTS REQUIRED



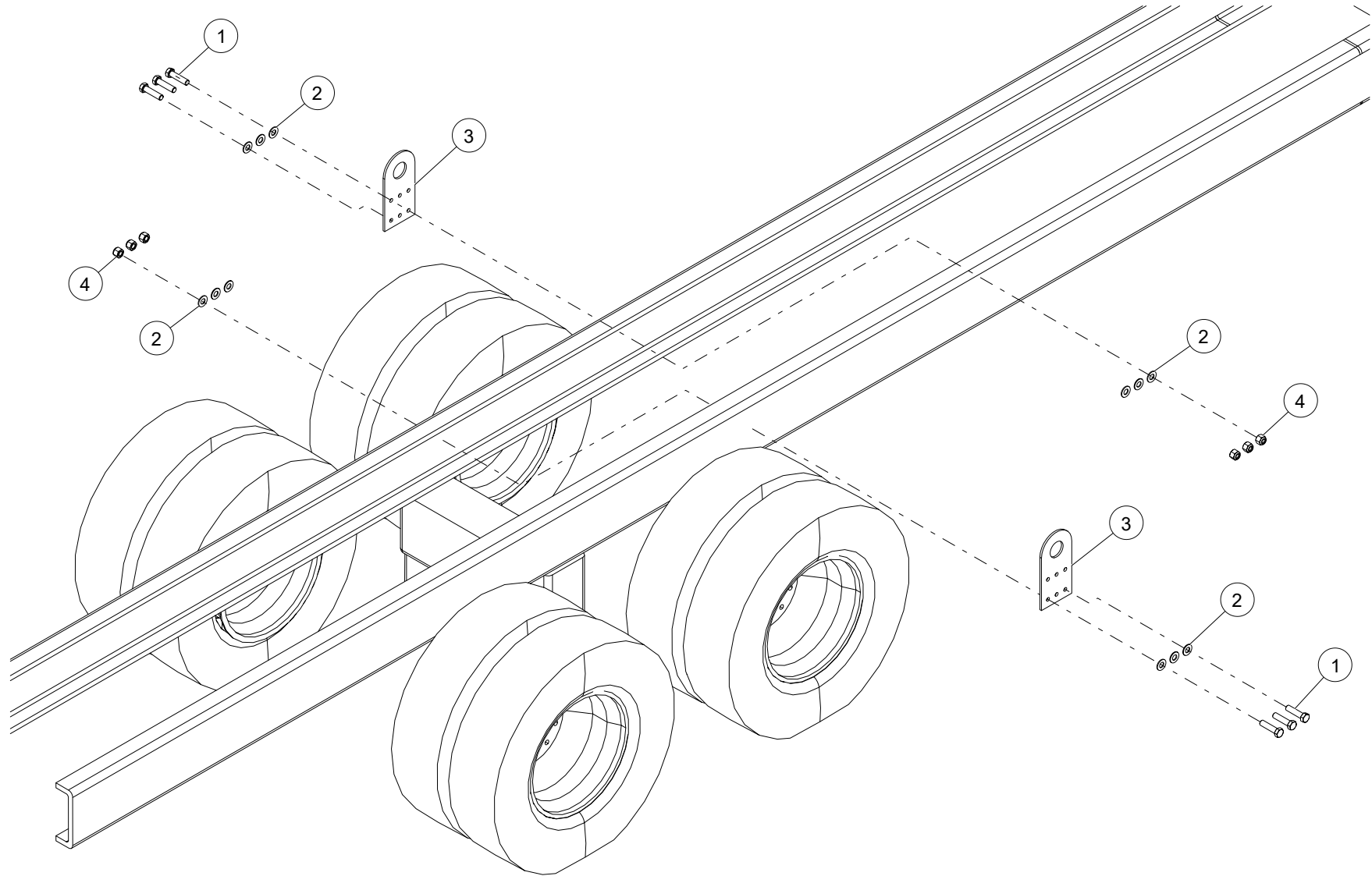
WHEN ORDERING PARTS, SPECIFY MODEL NUMBER, SERIAL NUMBER AND DESCRIPTION OF PARTS REQUIRED

| ITEM | PART NUMBER | DESCRIPTION | QUANTITY | NOTES |
|------|------------------|------------------------------------|----------|-------------------------|
| | 691-00038 | SUBFRAME RM REAR LIGHTS | | |
| 16 | 400-25163 | WIRE HARNESS, TAIL LIGHT-ALARM-O/R | 1 | |
| 17 | 400-02230 | TERMINAL-BUTT CONNETION 16/14 GA | 8 | |
| 18 | 400-01411 | LOOM 1/4 | 1 | Total length 28 inches |
| 19 | 400-01248 | ID LITE HARNESS | 1 | |
| 20 | 400-01379 | WIRE 16 AWG WHITE | 1 | Total length 2.5 inches |
| 21 | 400-01378 | WIRE 16 AWG BLACK | 1 | Total length 12 inches |
| 22 | 209-00174 | SEAL TRIM | 1 | Total length 10 ft |
| 23* | 400-02243 | TERM RING AMP#31903 14/16 GA | 2 | |
| 24* | 222-10005 | LOCKWASHER 1/4 DIA PLTD | 2 | |
| 25* | 223-13201 | SC TAP RH TYPE D 1/4 X 1/2 | 2 | |
| 26* | 400-02226 | BUTT CONN YEL 10/12 GA | 6 | |
| 27* | 400-02202 | BUTT CONN BLU 14/16 GA | 5 | |
| 28* | 400-02298 | TERMINAL RING 1/4" 14-16 GA | 5 | |
| 29* | 221-90005 | TOPLOCK NUT #10-24 ZINC PL | 8 | |

* ITEM NOT SHOWN IN THE ILLUSTRATION

WHEN ORDERING PARTS, SPECIFY MODEL NUMBER, SERIAL NUMBER AND DESCRIPTION OF PARTS REQUIRED

SHEAR PLATE INSTALLATION



WHEN ORDERING PARTS, SPECIFY MODEL NUMBER, SERIAL NUMBER AND DESCRIPTION OF PARTS REQUIRED

SHEAR PLATE INSTALLATION

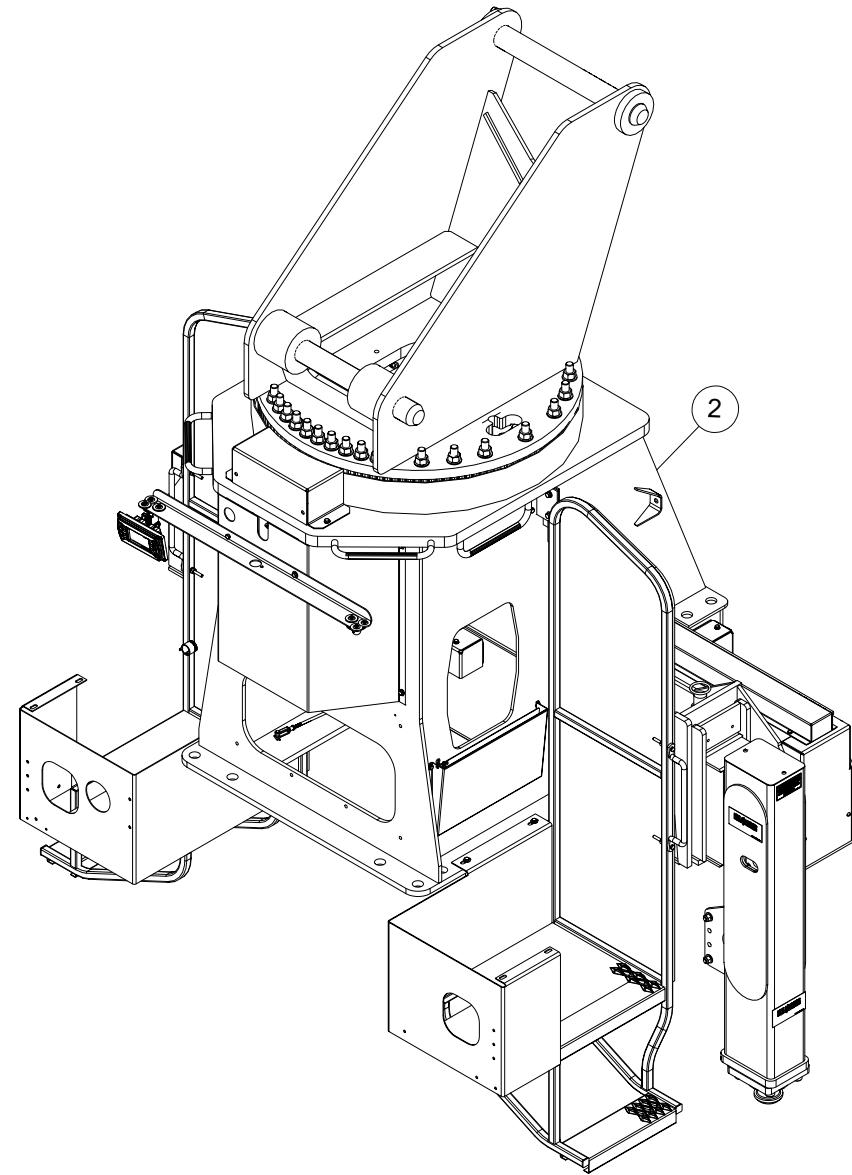
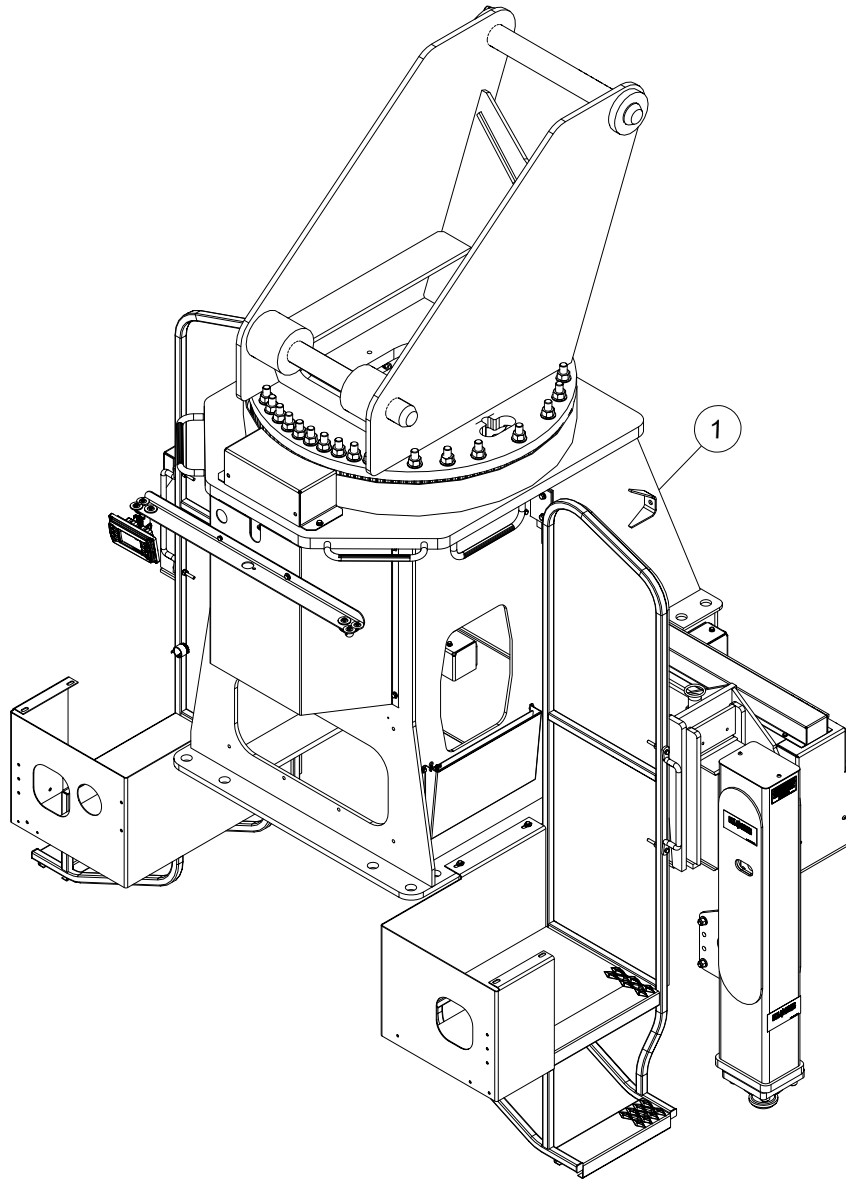
| ITEM | PART NUMBER | DESCRIPTION | QUANTITY | NOTES |
|------|------------------|------------------------------------|----------|-------|
| | 691-00003 | SHEAR PLATE INSTALLATION | | |
| 1 | S01-625CB50-Y8 | SCR, HHCS 0.625-11X2.50,ST SQC G8 | 6 | |
| 2 | WAH-62NX000-20 | WSH,FL HRD A-NRW 0.625 ST SQC | 12 | |
| 3 | 709-01251 | SHEAR PLATE | 2 | |
| 4 | NYH-625C000-22 | NUT,NYL-INS HVY 0.625-11,ST SQC G2 | 6 | |

WHEN ORDERING PARTS, SPECIFY MODEL NUMBER, SERIAL NUMBER AND DESCRIPTION OF PARTS REQUIRED

PAGE INTENTIONALLY LEFT BLANK

TURRET

ROTATION OPTIONS - WINCH



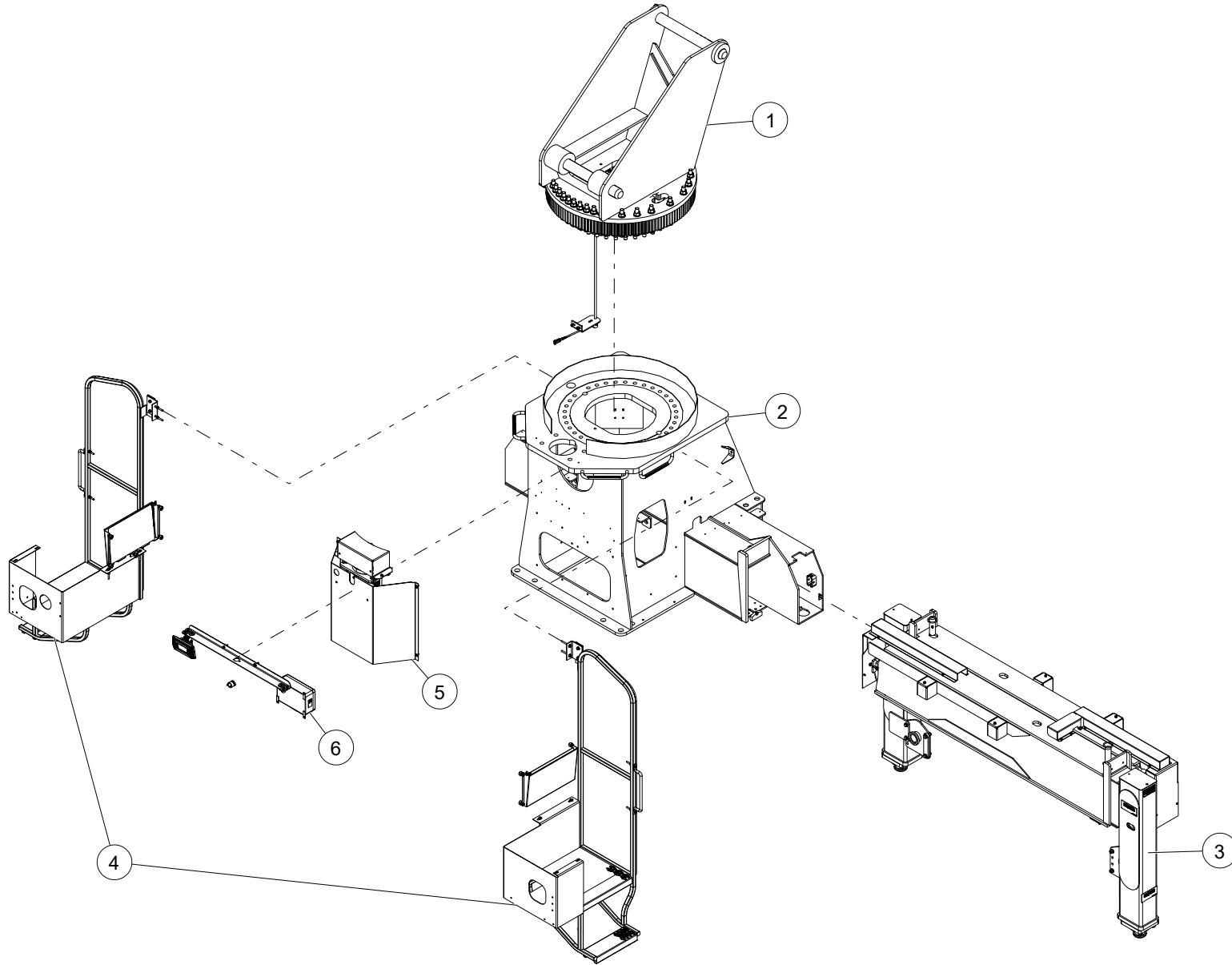
WHEN ORDERING PARTS, SPECIFY MODEL NUMBER, SERIAL NUMBER AND DESCRIPTION OF PARTS REQUIRED

ROTATION OPTIONS - WINCH

| ITEM | PART NUMBER | DESCRIPTION | QUANTITY | NOTES |
|------|----------------|---------------------------------|----------|--------------|
| | 1032759 | ROTATION OPTIONS - WINCH | | |
| 1 | 700-00979-7 | MAINFRAME ASSEMBLY CR | 1 | SEE PAGE 104 |
| 2 | 700-00979-8 | MAINFRAME ASSEMBLY NCR | 1 | SEE PAGE 106 |

WHEN ORDERING PARTS, SPECIFY MODEL NUMBER, SERIAL NUMBER AND DESCRIPTION OF PARTS REQUIRED

MAIN FRAME ASSEMBLY CR



WHEN ORDERING PARTS, SPECIFY MODEL NUMBER, SERIAL NUMBER AND DESCRIPTION OF PARTS REQUIRED

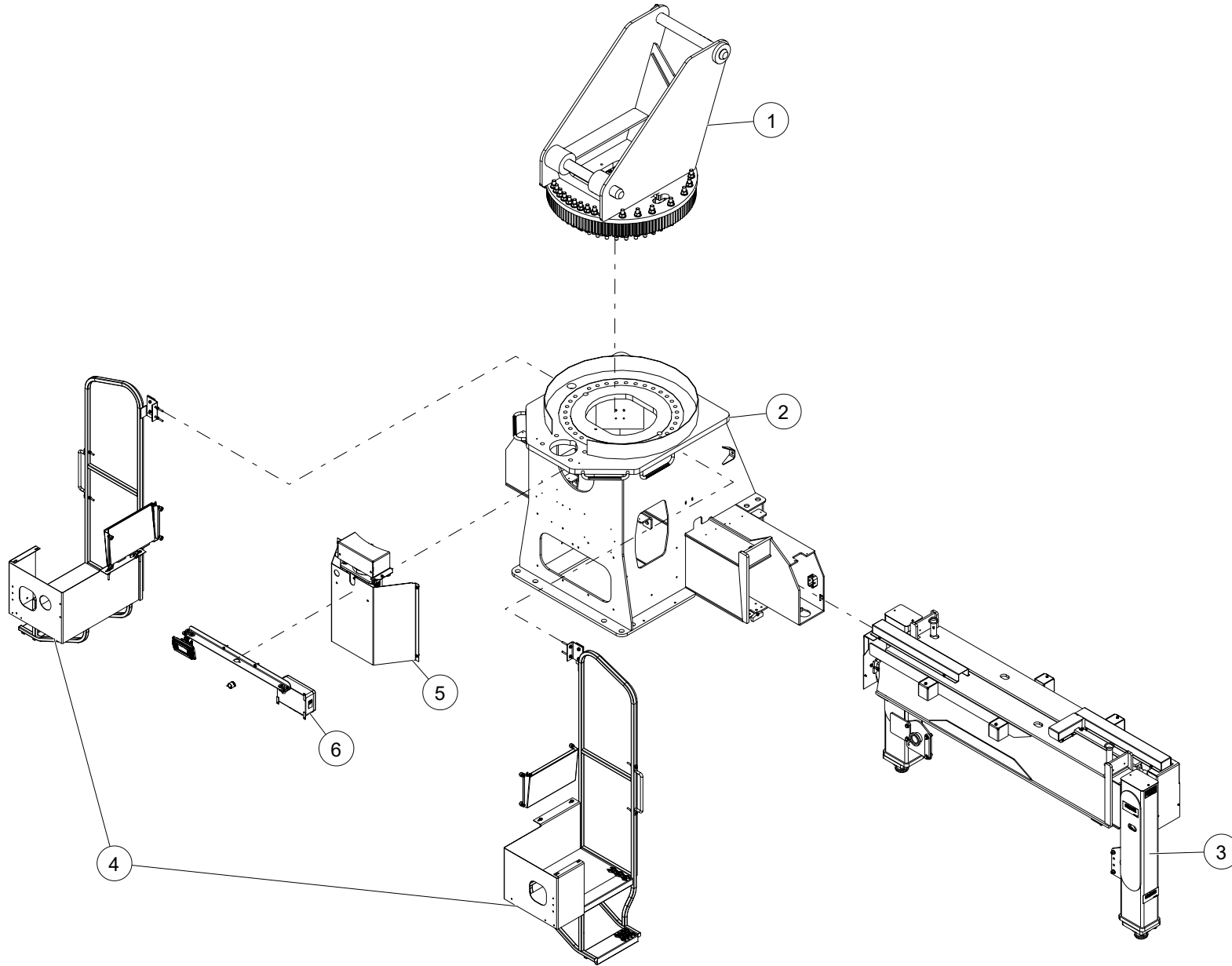
MAIN FRAME ASSEMBLY CR

| ITEM | PART NUMBER | DESCRIPTION | QUANTITY | NOTES |
|------|--------------------|---|----------|--------------|
| | 700-00979-7 | MAIN FRAME ASSEMBLY CR | | |
| 1 | 710-00275-8 | TURRET INSTALL CON ROT | 1 | SEE PAGE 106 |
| 2 | T121204 | MAINFRAME WITH OUTRIGGER HOUSING BT70100 GRAY | 1 | |
| 3 | T121203 | MAIN OUTRIGGER ASSEMBLY | 1 | |
| 4 | 706-00022-4 | PLATFORM INSTALLATION | 1 | |
| 5 | 705-00043-3 | SWING INSTALL | 1 | |
| 6 | T126641 | NON-BOOM LMI PARTS BT MACHINES | 1 | |
| 7* | 500-01708 | CENT POST INSTALL (CONT ROT) | 1 | |
| 8* | 500-01796 | HYD PIPING-M-FRAME | 1 | |

*ITEM NOT SHOWN IN THE ILLUSTRATION

WHEN ORDERING PARTS, SPECIFY MODEL NUMBER, SERIAL NUMBER AND DESCRIPTION OF PARTS REQUIRED

MAIN FRAME ASSEMBLY NCR



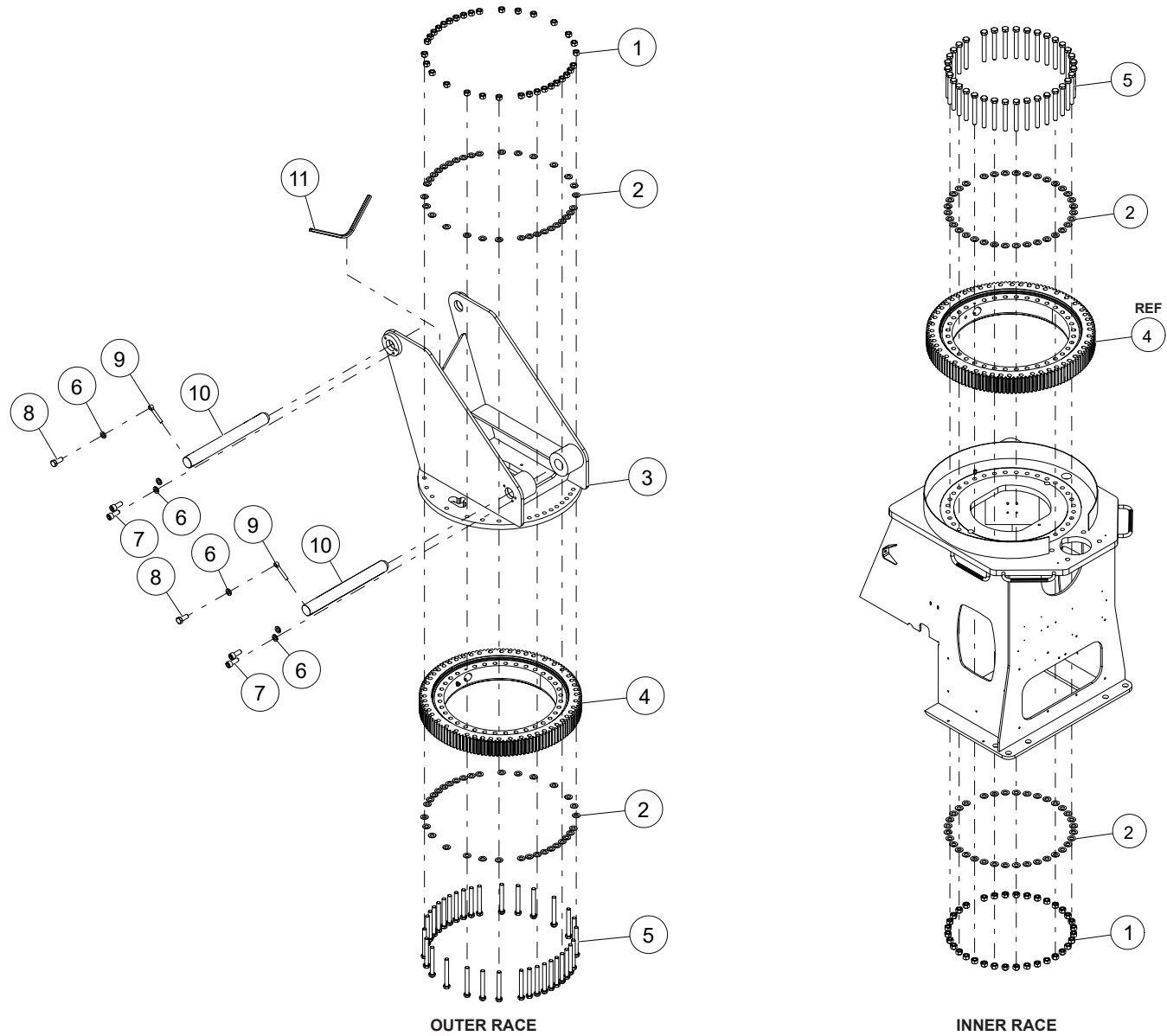
WHEN ORDERING PARTS, SPECIFY MODEL NUMBER, SERIAL NUMBER AND DESCRIPTION OF PARTS REQUIRED

MAIN FRAME ASSEMBLY NCR

| ITEM | PART NUMBER | DESCRIPTION | QUANTITY | NOTES |
|------|--------------------|---|----------|--------------|
| | 700-00979-8 | MAIN FRAME ASSEMBLY NCR | | |
| 1 | 710-00275-7 | TURRET INSTALL NON-CON ROT | 1 | SEE PAGE 104 |
| 2 | T121204 | MAINFRAME WITH OUTRIGGER HOUSING BT70100 GRAY | 1 | |
| 3 | T121203 | MAIN OUTRIGGER ASSEMBLY | 1 | |
| 4 | 706-00022-4 | PLATFORM INSTALLATION | 1 | |
| 5 | 705-00043-3 | SWING INSTALL | 1 | |
| 6 | T126641 | NON-BOOM LMI PARTS BT MACHINES | 1 | |
| 7* | 500-01795 | HYD PIPING-M-FRAME | 1 | |

*ITEM NOT SHOWN IN THE ILLUSTRATION

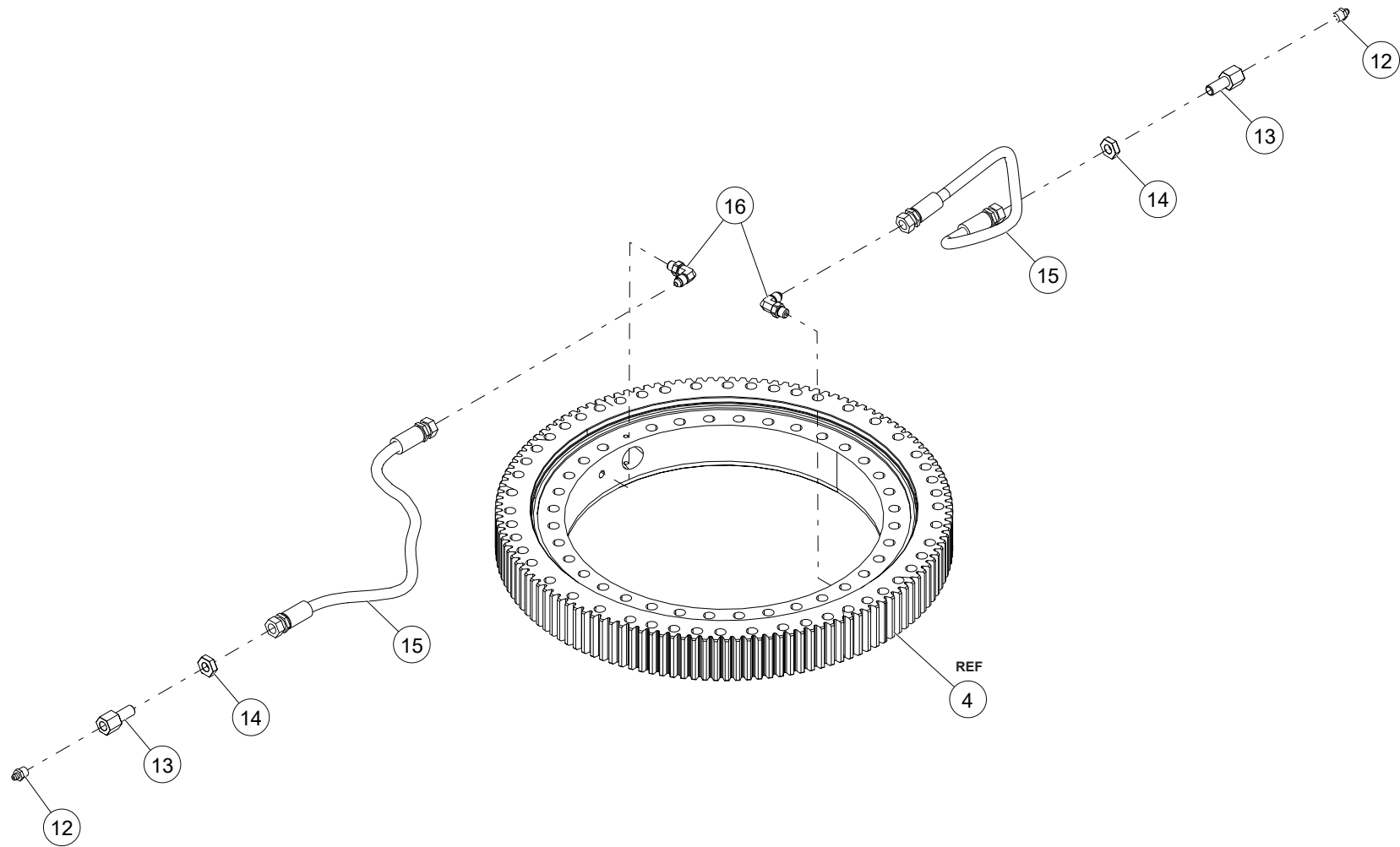
WHEN ORDERING PARTS, SPECIFY MODEL NUMBER, SERIAL NUMBER AND DESCRIPTION OF PARTS REQUIRED



WHEN ORDERING PARTS, SPECIFY MODEL NUMBER, SERIAL NUMBER AND DESCRIPTION OF PARTS REQUIRED

| ITEM | PART NUMBER | DESCRIPTION | QUANTITY | NOTES |
|------|--------------------|-------------------------------------|----------|------------------|
| | 710-00275-8 | TURRET INSTALL CON ROT | | |
| 1 | N04-875C000-Y8 | NUT, HEX 0.875-9, ST SQC G8 | 69 | |
| 2 | WAH-87NX000-20 | WSH, FL HRD A-NRW 0.875, ST SQC | 138 | |
| 3 | 712-00274 | TURRET WELD/MACH | 1 | |
| 4 | T151342 | BEARING,SWING | 1 | |
| 5 | S01-875CG50-Y8 | SCR, HHCS 0.875-9X7.50,ST SQC G8 | 69 | |
| 6 | W07-625X000-20 | WSH, LCK, MED SPLT 0.625, ST SQC | 6 | |
| 7 | S14-625C750-H2 | SCR, SHCS 0.625-11 X 0.75, ST SQC | 4 | |
| 8 | SHF-625CA50-25 | SCR,HHCS FT 0.625-11X1.50,ST SQC G5 | 2 | |
| 9 | 224-26005 | ROD END | 2 | |
| 10 | 870-90030 | PIN | 2 | |
| 11 | 209-00802 | TRIM EDGING 5/8" BLACK | 1 | Total length 2ft |

WHEN ORDERING PARTS, SPECIFY MODEL NUMBER, SERIAL NUMBER AND DESCRIPTION OF PARTS REQUIRED

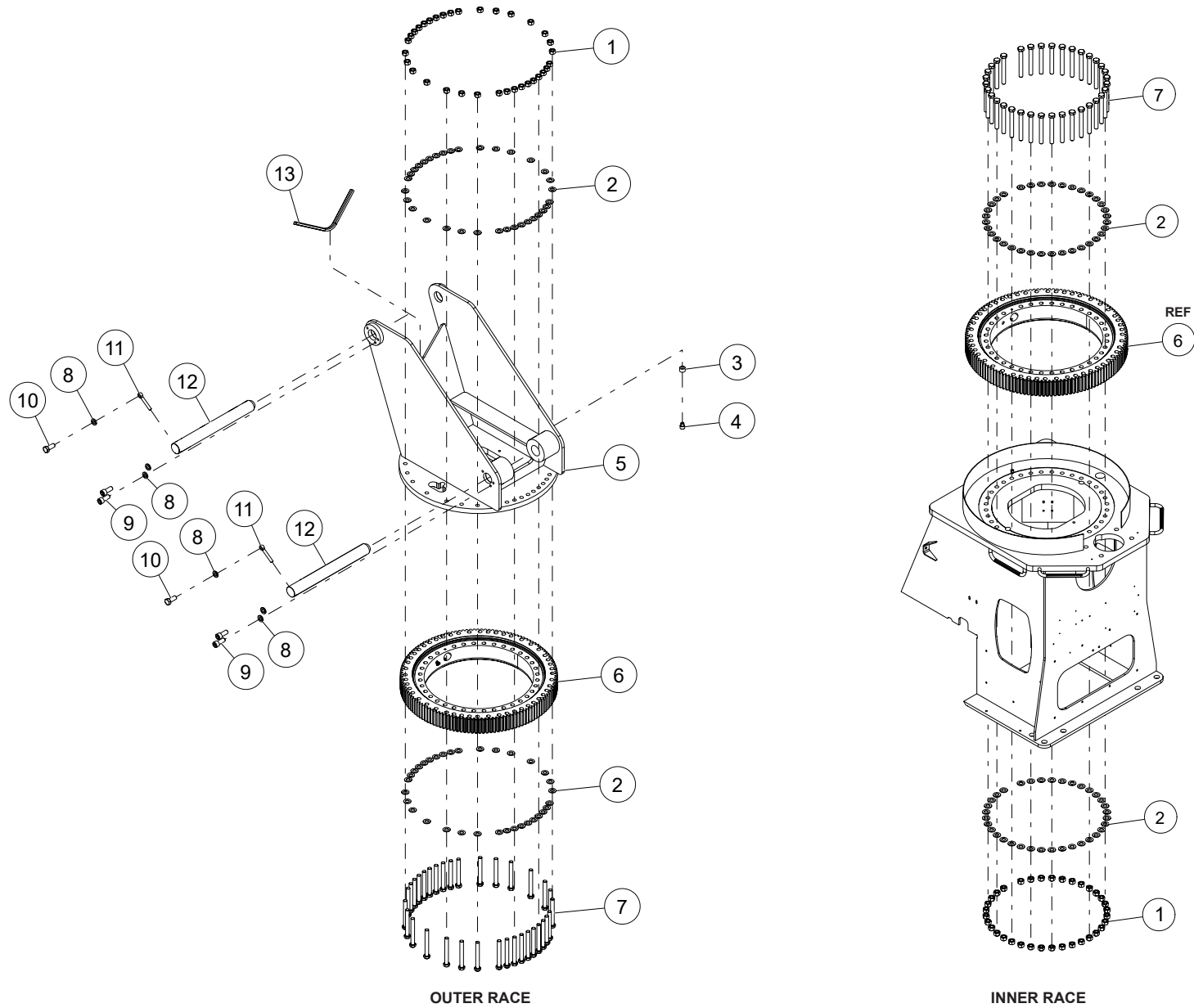


WHEN ORDERING PARTS, SPECIFY MODEL NUMBER, SERIAL NUMBER AND DESCRIPTION OF PARTS REQUIRED

| ITEM | PART NUMBER | DESCRIPTION | QUANTITY | NOTES |
|------|--------------------|--|----------|------------------|
| | 710-00275-8 | TURRET INSTALL CON ROT | | |
| 12 | 1213-1 | GREASE FTG, ZERK 0.125NPT STR | 2 | |
| 13 | 518-20001 | CONN BH F 1/8 NPT X M 1/4 JIC PARKER #4 WGTX | 2 | |
| 14 | 511-21001 | LOCKNUT BULKHEAD F1/4 JIC PARKER #4 WLN | 2 | |
| 15 | 502-00191 | HOSE ASS'Y-SWING BRG LUBE | 2 | |
| 16 | 514-02002 | ELBOW | 2 | |
| 17* | 209-00470 | TRIM EDGING 1/2" BLACK COOPER # 75000349 | 1 | Total length 3ft |

*ITEM NOT SHOWN IN THE ILLUSTRATION

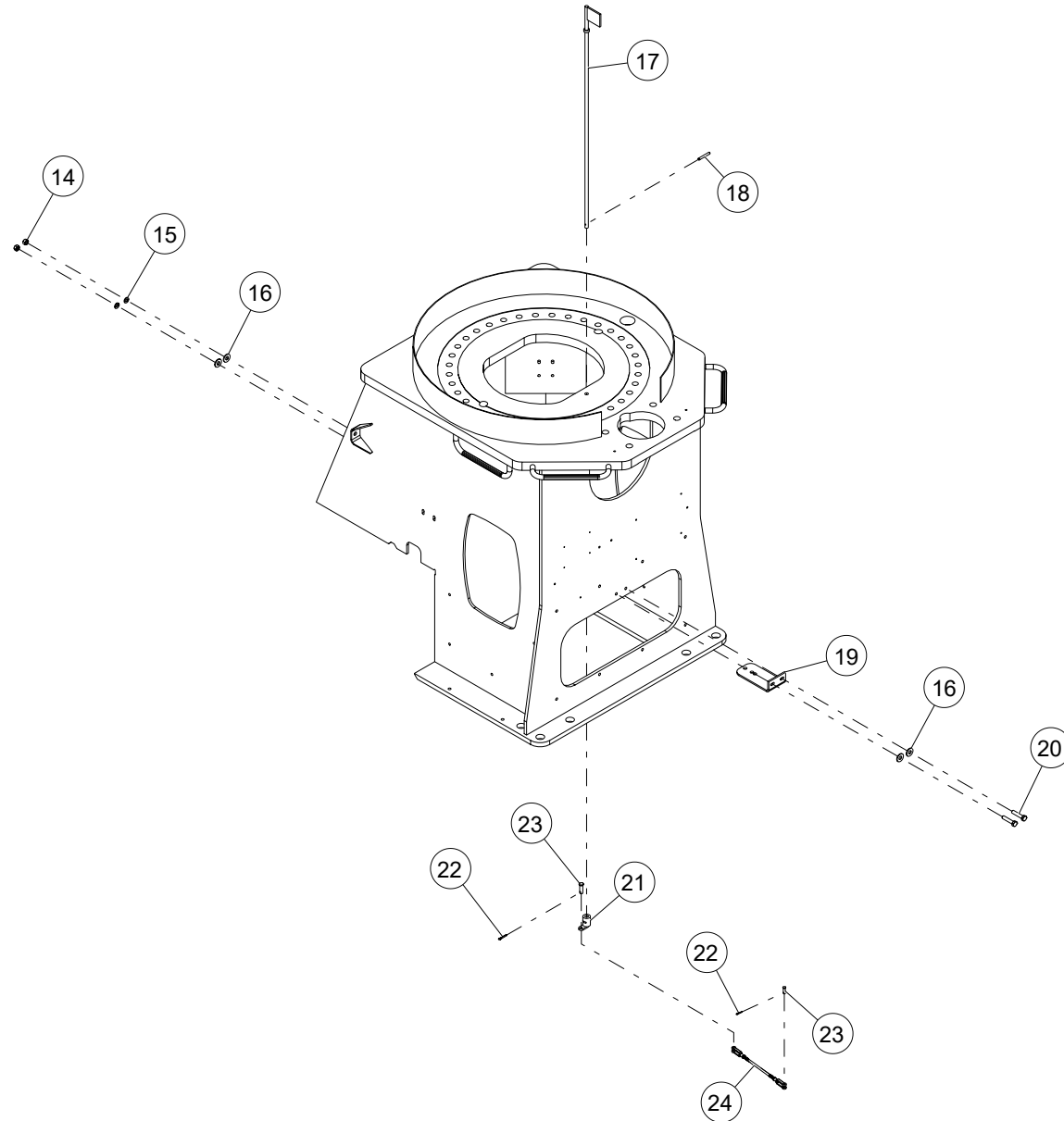
WHEN ORDERING PARTS, SPECIFY MODEL NUMBER, SERIAL NUMBER AND DESCRIPTION OF PARTS REQUIRED



WHEN ORDERING PARTS, SPECIFY MODEL NUMBER, SERIAL NUMBER AND DESCRIPTION OF PARTS REQUIRED

| ITEM | PART NUMBER | DESCRIPTION | QUANTITY | NOTES |
|------|--------------------|---|----------|-------|
| | 710-00275-7 | TURRET INSTALL NON-CONROT | | |
| 1 | NUT1-C8750008M0 | HEX NUT, 7/8-9, GR8, MA | 69 | |
| 2 | WSH2-X8750008Z0 | SAE WASHER, 7/8, GR8, ZN | 138 | |
| 3 | 011-20014 | SPACER 3/8" SCH80 PIPE | 1 | |
| 4 | SHCS-C375375AB0 | SOCKET HEAD CAP SCREW, 3/8-16 X 3/8 LEN, BO | 1 | |
| 5 | 712-00274 | TURRET WELD/MACH | 1 | |
| 6 | 1038705 | BEARING, SWING | 1 | |
| 7 | HHCS-C875G508M0 | HEX HEAD CAP SCREW, 7/8-9 X 7 1/2 LEN, GR8, MA | 69 | |
| 8 | WSH4-X6250008Z0 | SPIRAL LOCK WASHER, 5/8, GR8, ZN | 6 | |
| 9 | SHCS-C625A50AB0 | SOCKET HEAD CAP SCREW, 5/8-11 X 1 1/2 LEN, BO | 4 | |
| 10 | HHCS-C625A508M0 | HEX HEAD CAP SCREW, 5/8-11 X 1 1/2 LEN, GR8, MA | 2 | |
| 11 | 224-26005 | ROD END 5/8 DIA X 4.25" LG | 2 | |
| 12 | 870-90030 | PIN | 2 | |
| 13 | 209-00802 | TRIM EDGING - JUMBO | 1 | |

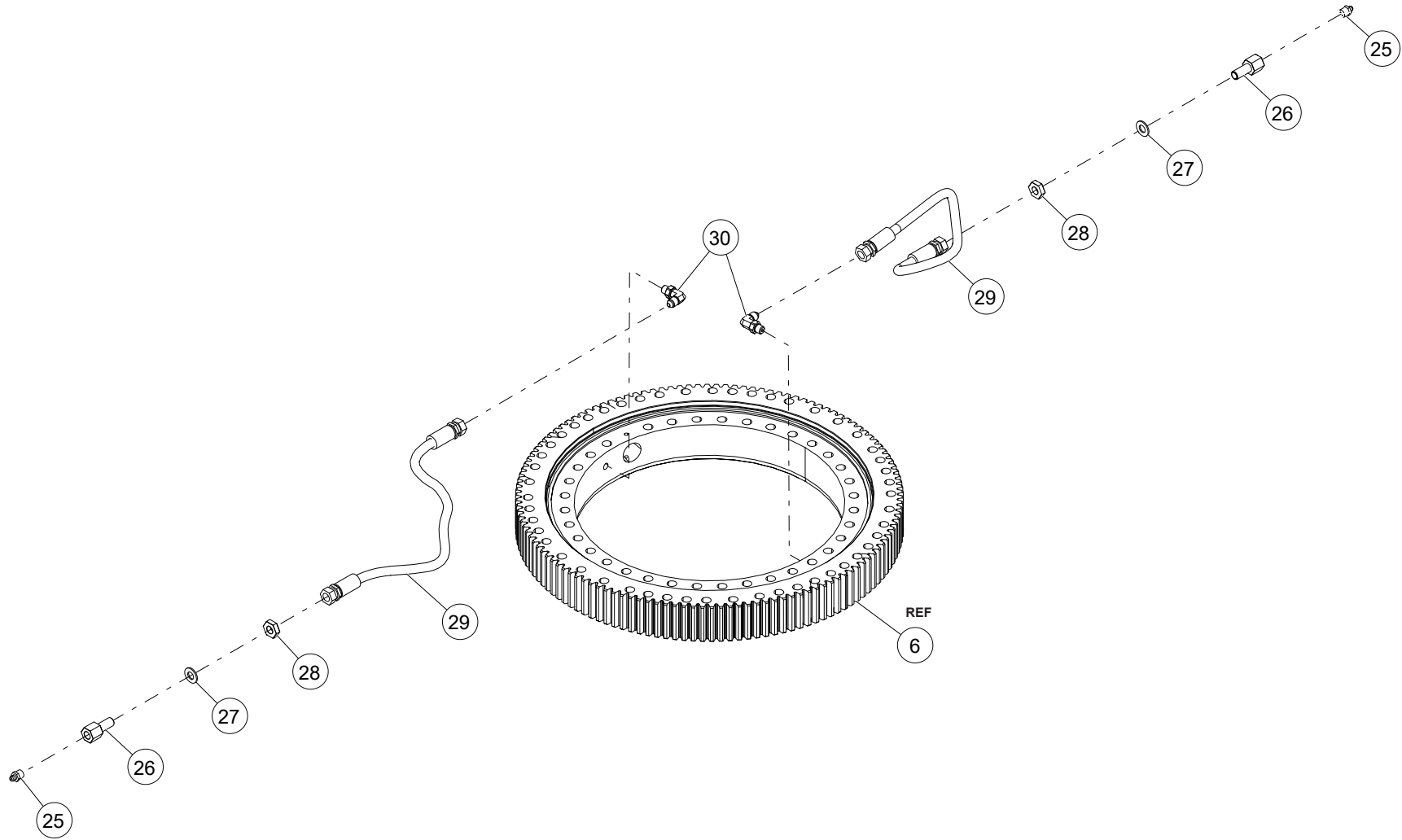
WHEN ORDERING PARTS, SPECIFY MODEL NUMBER, SERIAL NUMBER AND DESCRIPTION OF PARTS REQUIRED



WHEN ORDERING PARTS, SPECIFY MODEL NUMBER, SERIAL NUMBER AND DESCRIPTION OF PARTS REQUIRED

| ITEM | PART NUMBER | DESCRIPTION | QUANTITY | NOTES |
|------|--------------------|--|----------|-------|
| | 710-00275-7 | TURRET INSTALL NON-CONROT | | |
| 14 | NUT1-C3130008Z0 | HEX NUT, 5/16-18, GR8, ZN | 2 | |
| 15 | WSH4-X3130008Z0 | SPIRAL LOCK WASHER, 5/16, GR8, ZN | 2 | |
| 16 | WSH3-X3130008Z0 | FENDER WASHER, 5/16, GR8, ZN | 4 | |
| 17 | 719-00439 | SWING STOP ROD WELDMENT | 1 | |
| 18 | P22-188XA50-GP | PIN, SPRING SLTD 0.1875 X 1.50, ST | 1 | |
| 19 | C1052643 | SUPPORT ANGLE-SWING STOP | 1 | |
| 20 | HHCS-C313A508Z0 | HEX HEAD CAP SCREW, 5/16-18 X 1 1/2 LEN, GR8, ZN | 2 | |
| 21 | T124167 | SWING STOP WELDMENT -1 SERIES MODELS | 1 | |
| 22 | PIN3-X125750XZ0 | COTTER PIN, 1/8 DIA X 3/4 LEN, ZINC | 2 | |
| 23 | PIN1-X313A00XZ0 | CLEVIS PIN, 5/16 DIA X 1 LEN, ZINC | 2 | |
| 24 | 806-00246 | SWING K/O LOCK | 1 | |

WHEN ORDERING PARTS, SPECIFY MODEL NUMBER, SERIAL NUMBER AND DESCRIPTION OF PARTS REQUIRED

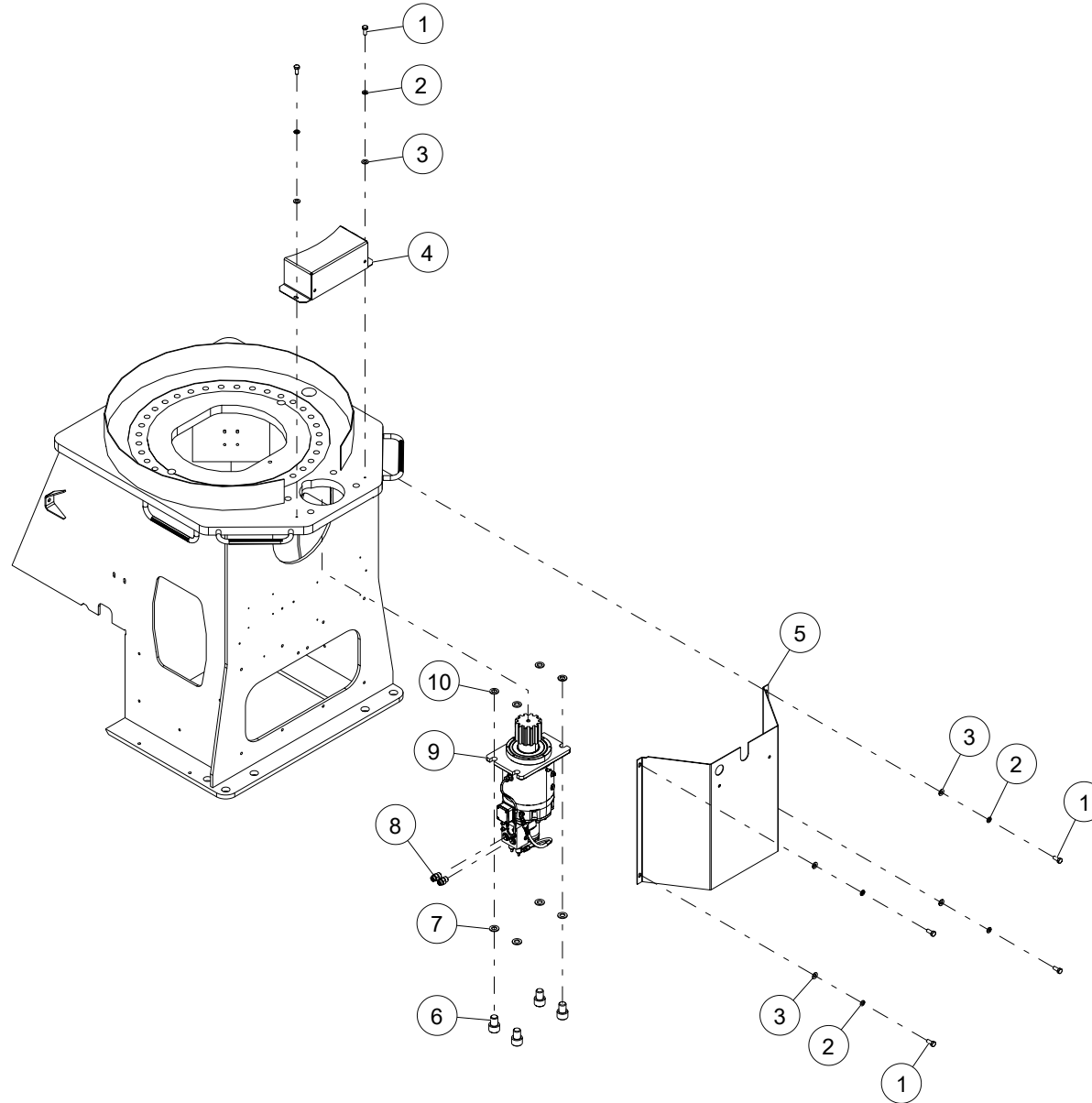


WHEN ORDERING PARTS, SPECIFY MODEL NUMBER, SERIAL NUMBER AND DESCRIPTION OF PARTS REQUIRED

| ITEM | PART NUMBER | DESCRIPTION | QUANTITY | NOTES |
|------|--------------------|--|----------|-------|
| | 710-00275-7 | TURRET INSTALL NON-CONROT | | |
| 25 | 1213-1 | GREASE FTG ZERK | 2 | |
| 26 | 518-20001 | CONN BH F 1/8 NPT X M 1/4 JIC PARKER #4 WGTX | 2 | |
| 27 | WSH2-X3750008Z0 | SAE WASHER, 3/8, GR8, ZN | 2 | |
| 28 | 511-21001 | LOCKNUT BULKHEAD F1/4 JIC PARKER #4 WLN | 2 | |
| 29 | 502-00191 | HOSE ASS'Y-SWING BRG LUBE | 2 | |
| 30 | 514-02002 | ELBOW 90DEG M1/4 JICMX1/8 | 2 | |

WHEN ORDERING PARTS, SPECIFY MODEL NUMBER, SERIAL NUMBER AND DESCRIPTION OF PARTS REQUIRED

SWING INSTALL

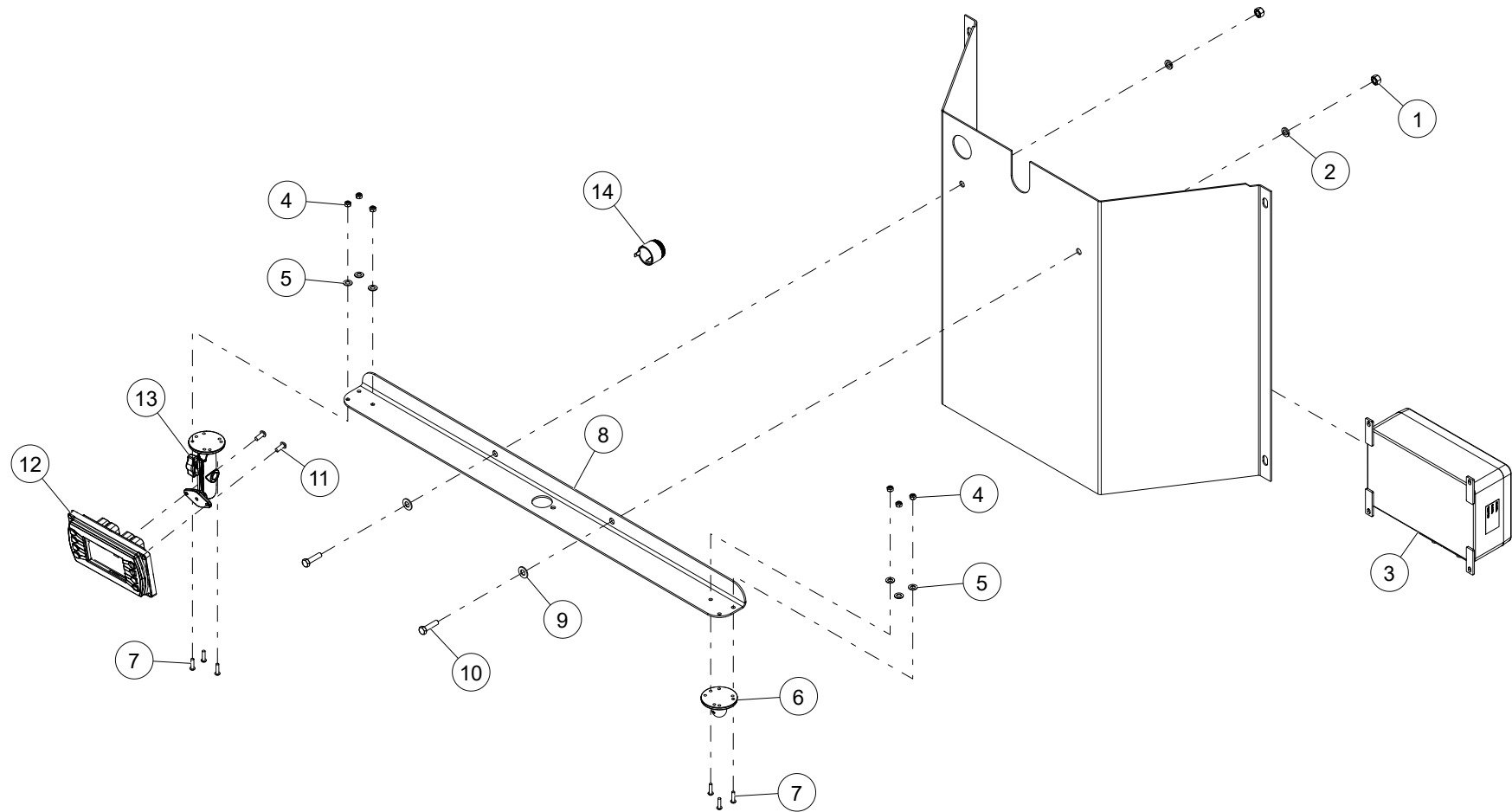


WHEN ORDERING PARTS, SPECIFY MODEL NUMBER, SERIAL NUMBER AND DESCRIPTION OF PARTS REQUIRED

SWING INSTALL

| ITEM | PART NUMBER | DESCRIPTION | QUANTITY | NOTES |
|------|--------------------|--|----------|-------|
| | 705-00043-3 | SWING INSTALL | | |
| 1 | HHCS-C3137508Z0 | HEX HEAD CAP SCREW, 5/16-18 X 3/4 LEN, GR8, ZN | 6 | |
| 2 | WSH4-X3130008Z0 | SPIRAL LOCK WASHER, 5/16, GR8, ZN | 6 | |
| 3 | WSH1-X3130008Z0 | WASHER, 5/16, GR8, ZN | 6 | |
| 4 | 802-01644 | COVER, PINION GEAR MAINFRAME | 1 | |
| 5 | 802-01645 | COVER, ROTATION GEARBOX | 1 | |
| 6 | SHCS-C750B25AZ1 | SOCKET HEAD CAP SCREW, 3/4-10 X 2 1/4 LEN, ZN` | 4 | |
| 7 | WSH1-X7500008Z0 | WASHER, 3/4, GR8, ZN | 4 | |
| 8 | 513-50027 | ADAPTER, MOFS-8/MORB-10 | 2 | |
| 9 | 1008311 | SWING DRIVE | 1 | |
| 10 | 781-00336 | BOSS, 1.38 X .813 X .16 | 4 | |

WHEN ORDERING PARTS, SPECIFY MODEL NUMBER, SERIAL NUMBER AND DESCRIPTION OF PARTS REQUIRED



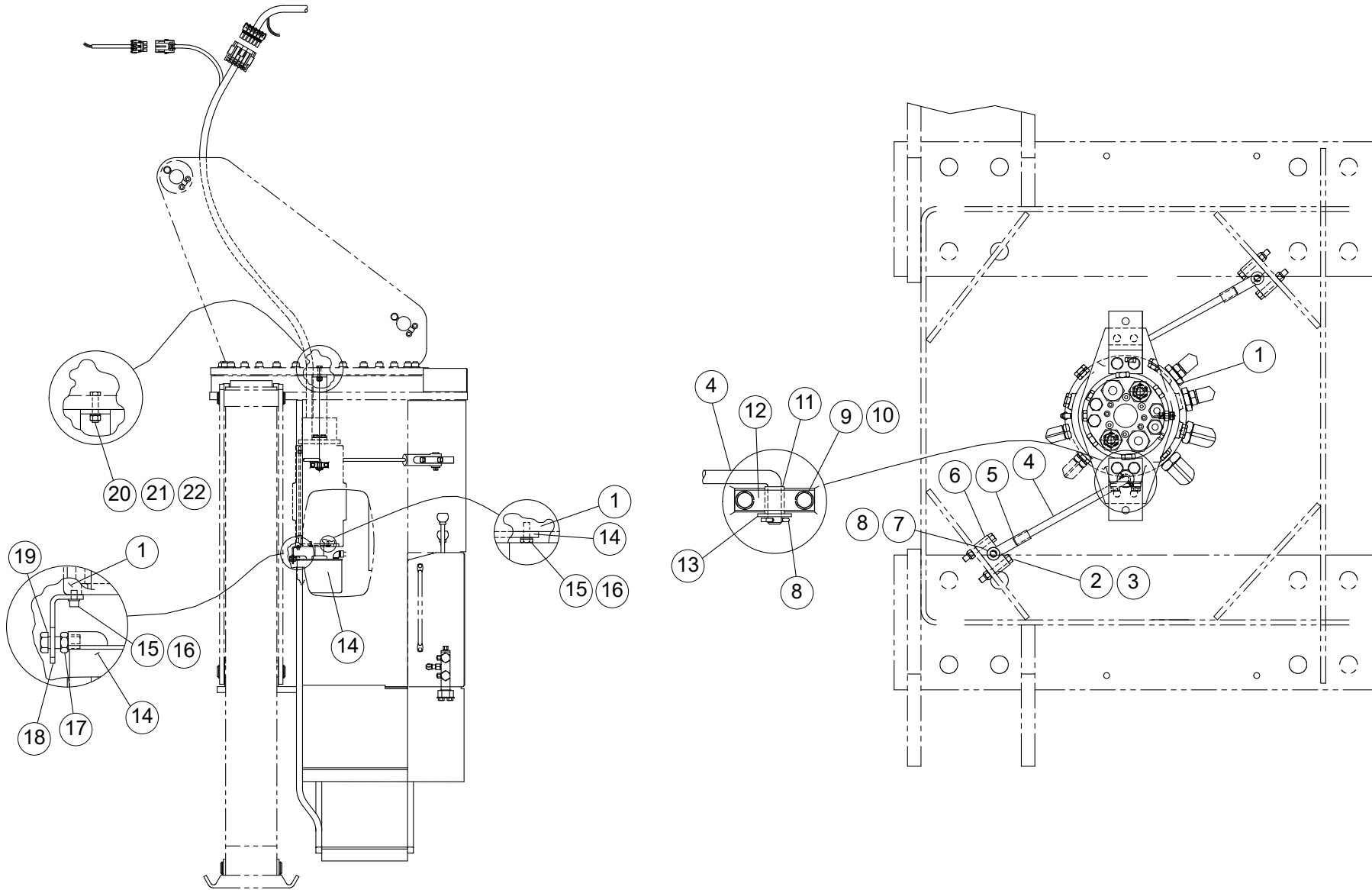
WHEN ORDERING PARTS, SPECIFY MODEL NUMBER, SERIAL NUMBER AND DESCRIPTION OF PARTS REQUIRED

NON-BOOM LMI PARTS BT MACHINES

| ITEM | PART NUMBER | DESCRIPTION | QUANTITY | NOTES |
|------|----------------|---------------------------------------|----------|-------|
| | T126641 | NON-BOOM LMI PARTS BT MACHINES | | |
| 1 | N04-375C000-2A | NUT, HEX 0.375-16, ST SQC GA | 2 | |
| 2 | W07-375X000-20 | WSH, LCK, MED SPLT 0.375, ST SQC | 2 | |
| 3 | T127212 | COMPUTER, GREER | 1 | |
| 4 | NYL-190C000-22 | NUT, HEX NYL-INS 10-24,ST SQC G2 | 6 | |
| 5 | WAR-187X000-22 | WSH, FL TYPA-REG 0.1875, ST SQC G2 | 6 | |
| 6 | T127257 | MOUNT, RAM BALL | 1 | |
| 7 | SL5-190C750-20 | SCR, CREC RND MS 10-24X0.75,ST SQC | 6 | |
| 8 | T127386 | ANGLE DISPLAY TRACK (GRAY) | 1 | |
| 9 | WBR-37RXA00-20 | WSH, FL TYPB-REG 0.375, ST SQC | 2 | |
| 10 | SHF-375CA00-25 | SCR,HHCS FT 0.375-16X1.00,ST SQC G5 | 2 | |
| 11 | SL5-164C500-20 | SCR, CR RND MS 8-32X0.500,ST SQC | 2 | |
| 12 | T117745 | GREER INSIGHT VGA DISPLAY | 1 | |
| 13 | T119215 | RAM MOUNT, GREER INSIGHT DISPLAY | 1 | |
| 14 | 450-0006 | ALARM | 1 | |
| 15* | 400-16139 | ELEC CABLE, GREER WAD 32" LONG | 1 | |

*ITEM NOT SHOWN IN THE ILLUSTRATION

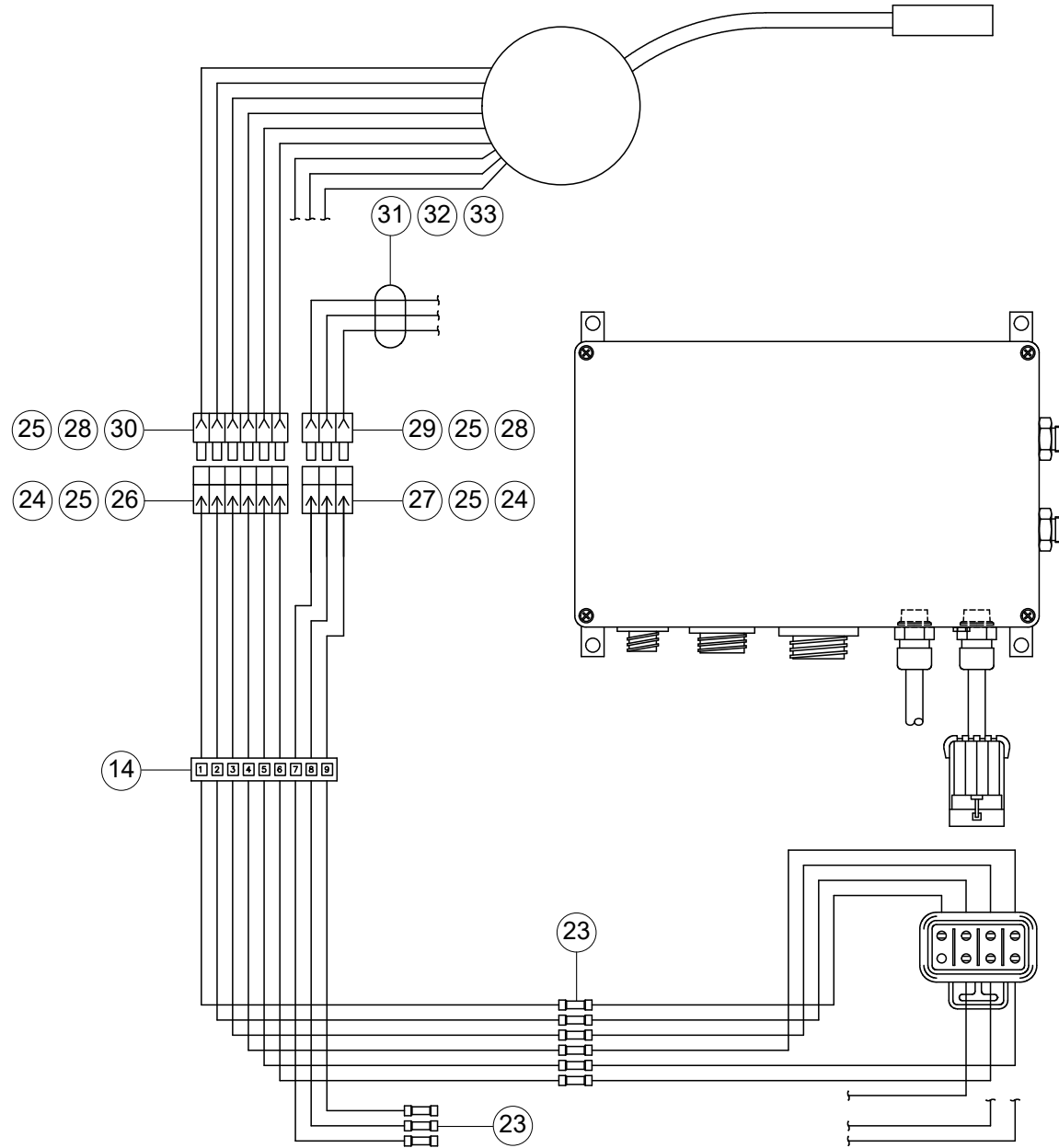
WHEN ORDERING PARTS, SPECIFY MODEL NUMBER, SERIAL NUMBER AND DESCRIPTION OF PARTS REQUIRED



WHEN ORDERING PARTS, SPECIFY MODEL NUMBER, SERIAL NUMBER AND DESCRIPTION OF PARTS REQUIRED

| ITEM | PART NUMBER | DESCRIPTION | QUANTITY | NOTES |
|------|------------------|--|----------|-------------------------|
| | 500-01708 | CENT POST INSTALL (CONT ROT) | | |
| 1 | 500-01566 | CNTRPST ASSY, 15 PASS-3400 | 1 | |
| 2 | 400-17082 | 9 COLLECTOR RING ASSY | 1 | |
| 3 | 785-02111 | ANG, COLL RING STOP | 1 | |
| 4 | 783-03134 | BAR, ANTI-TORQUE ROD MTG | 2 | |
| 5 | 809-00036 | YOKE END ADJUST 1/2-2 ONF | 2 | |
| 6 | 209-00677 | ROD, CNTRPST ANTI-TORQUE | 2 | |
| 7 | 870-00008 | CLEVIS PIN | 2 | |
| 8 | 224-02004 | COTTER PIN | 4 | |
| 9 | 220-01007 | BOLT, HEX HEAD 5/16 NC X 2 1/2 LONG, GRD 5, P | 4 | |
| 10 | 400-01375 | WR-FLAME RETARD-16GA-GRN (F4N) (SEE 000-00790) | 1 | Total length 0.5 inches |
| 11 | NYL-312C000-25 | NUT, HEX NYL-INS 0.312-18,ST SQC G5 | 4 | |
| 12 | S01-500CA50-25 | SCR, HHCS 0.50-13X1.50,ST SQC G5 | 1 | |
| 13 | 502-30604 | HOSE, TORQUE ROD SPACER | 2 | |
| 14 | WAW-50WX000-20 | WSH, FL TYP A-WID 0.50, ST SQC | 2 | |
| 15 | 400-23406 | CONNECTOR 3 POS SHROUD (12020827) | 1 | |
| 16 | 400-23408 | TERM, M-WP-PACK#12124852 | 9 | |
| 17 | N05-500C000-25 | NUT, HEX JAM 0.50-13, ST SQC G5 | 1 | |
| 18 | 400-02343 | CONN, BUTT-16/14 W/H.S. (SEE 000-01079) | 9 | |
| 19 | W07-250X000-20 | WSH, LCK, MED SPLT 0.25, ST SQC | 4 | |
| 20 | SHF-250C750-25 | SCR, HHCS FT 0.25-20X0.75,ST SQC G5 | 4 | |
| 21 | 220-04052 | HHB, 1/2NC X 2 1/4-GR 8,PL | 2 | |
| 22 | WAH-50NX000-20 | WSH, FL HRD A-NRW 0.50, ST SQC | 2 | |

WHEN ORDERING PARTS, SPECIFY MODEL NUMBER, SERIAL NUMBER AND DESCRIPTION OF PARTS REQUIRED



WHEN ORDERING PARTS, SPECIFY MODEL NUMBER, SERIAL NUMBER AND DESCRIPTION OF PARTS REQUIRED

| ITEM | PART NUMBER | DESCRIPTION | QUANTITY | NOTES |
|------|------------------|---|----------|-------------------------|
| | 500-01708 | CENT POST INSTALL (CONT ROT) | | |
| 23 | NTP-500C000-2C | NUT, HEX TPLCK 0.50-13,ST SQC GC | 2 | |
| 24 | 400-01379 | WR-FLAME RETARD (SEE 000-00790) | 1 | Total length 0.5 inches |
| 25 | 400-01376 | WR-FLAME RETARD-16GA-RED(F4N) (SEE 000-00790) | 1 | Total length 0.5 inches |
| 26 | 400-23461 | CONN, PKD WPAK 6POS MALE TERMINALS LOC A8N | 1 | |
| 27 | 400-23191 | SEAL, CABLE | 18 | |
| 28 | 400-23367 | CONN, FEM-4 POS-PACKARD WP (E4S) | 1 | |
| 29 | 400-23460 | CONN, PKD WPAK 6POS FEM TERMINALS LOC A8N | 1 | |
| 30 | 400-23407 | TERM, FEM-WP | 9 | |
| 31* | 400-15088 | NYLON CABLE TIE (11"LG.) | 4 | |

*ITEM NOT SHOWN IN THE ILLUSTRATION

WHEN ORDERING PARTS, SPECIFY MODEL NUMBER, SERIAL NUMBER AND DESCRIPTION OF PARTS REQUIRED

PAGE INTENTIONALLY LEFT BLANK

HYDRAULICS

NON ILLUSTRATED PAGE

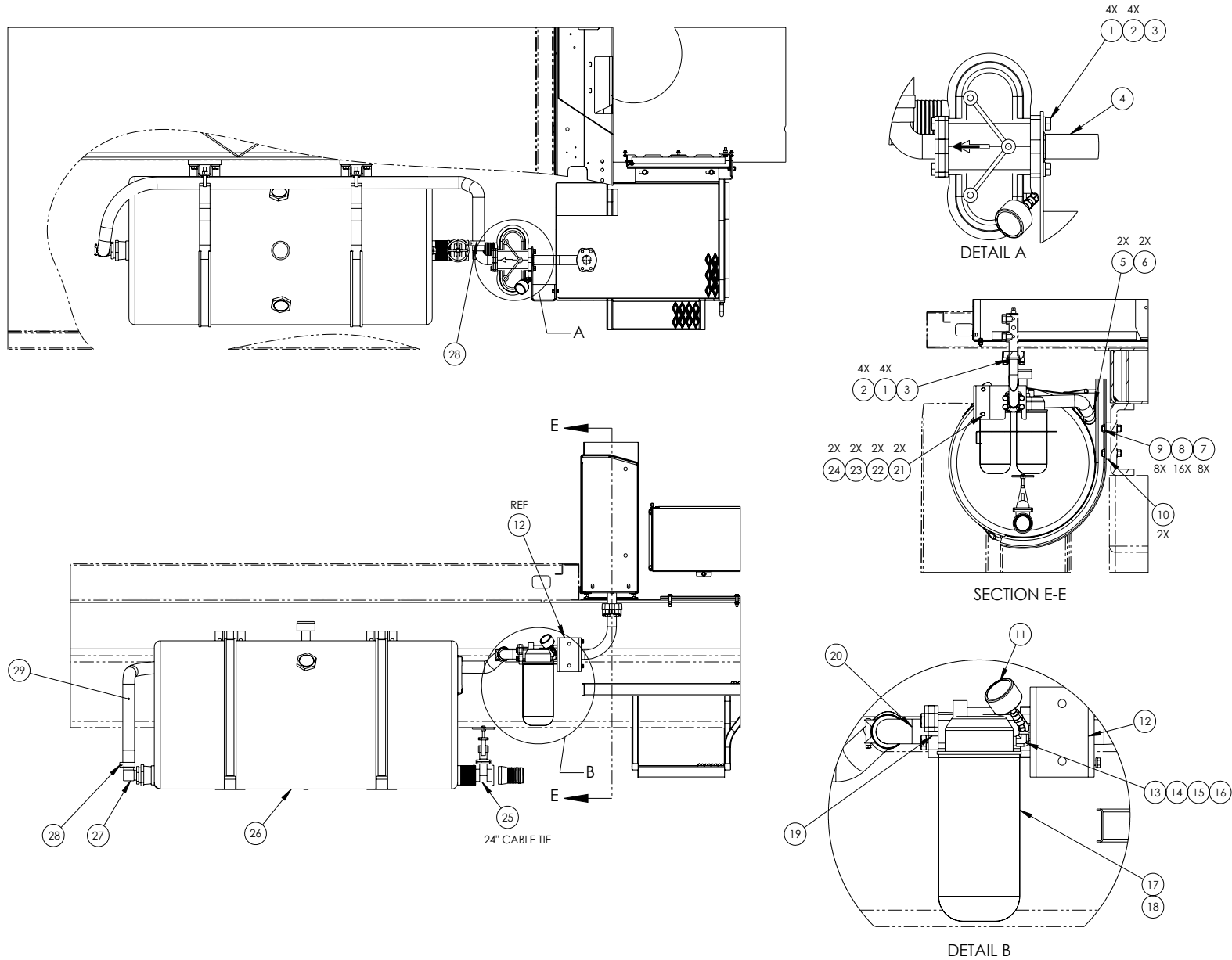
WHEN ORDERING PARTS, SPECIFY MODEL NUMBER, SERIAL NUMBER AND DESCRIPTION OF PARTS REQUIRED

HYDRAULIC TANK OPTION

| ITEM | PART NUMBER | DESCRIPTION | QUANTITY | NOTES |
|------|--------------------|------------------------------|----------|--------------|
| | 1032755 | HYDRAULIC TANK OPTION | | |
| 1 | 876-00060-1 | HYD RES 90 GAL RND BT TANK | 1 | SEE PAGE 130 |
| 2 | 876-00068-1 | HYD RES 90 GAL M/F TANK BT | 1 | SEE PAGE 132 |

WHEN ORDERING PARTS, SPECIFY MODEL NUMBER, SERIAL NUMBER AND DESCRIPTION OF PARTS REQUIRED

HYD RES 90 GAL RND BT TANK

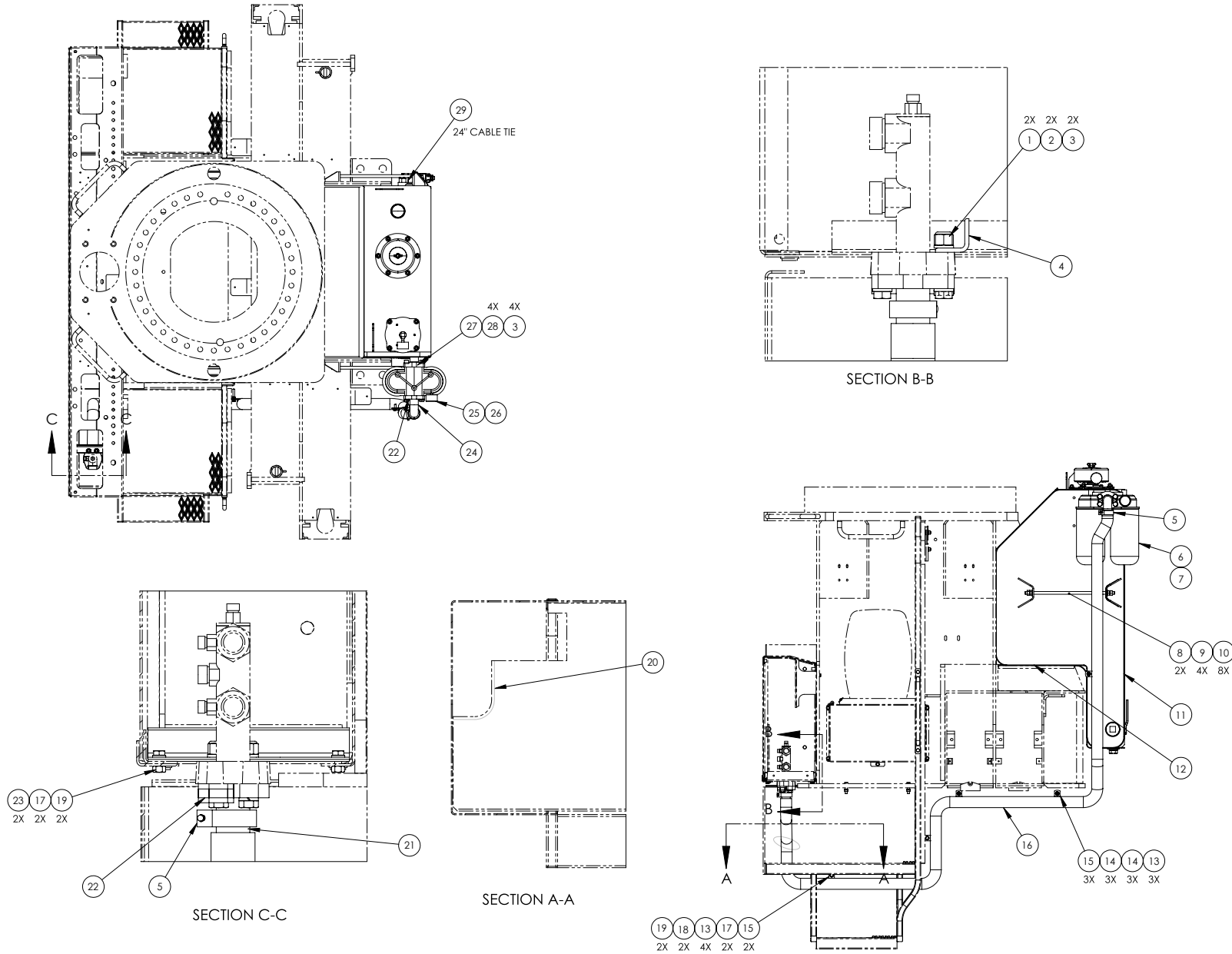


WHEN ORDERING PARTS, SPECIFY MODEL NUMBER, SERIAL NUMBER AND DESCRIPTION OF PARTS REQUIRED

HYD RES 90 GAL RND BT TANK

| ITEM | PART NUMBER | DESCRIPTION | QUANTITY | NOTES |
|------|--------------------|---|----------|-------------------|
| | 876-00060-1 | HYD RES 90 GAL RND BT TANK | | |
| 1 | HHCS-C500A508Z0 | HEX HEAD CAP SCREW, 1/2-13 X 1 1/2 LEN, GR8, ZN | 12 | |
| 2 | WSH4-X5000008Z0 | SPIRAL LOCK WASHER, 1/2, GR8, ZN | 12 | |
| 3 | 260-30004 | O-RING | 2 | |
| 4 | 510-90279 | TUBE ASSY-RETURN W/FLANGES | 1 | |
| 5 | 1240-59 | CLAMP, 2 INCH I.D | 2 | |
| 6 | SHS-312XA00-20 | SCR, HEX, SLF DL, 5/16 X 1.00 | 2 | |
| 7 | NUT3-C6250008Z0 | NYLON LOCK NUT, 5/8-11, GR8, ZN | 8 | |
| 8 | WSH2-X6250008Z0 | SAE WASHER, 5/8, GR8, ZN | 16 | |
| 9 | HHCS-C625B758Z0 | HEX HEAD CAP SCREW, 5/8-11 X 2 3/4 LEN, GR8, ZN | 8 | |
| 10 | 789-05507 | PLATE HYD TANK FRAME SPACER | 2 | |
| 11 | 935-00113 | GAUGE, FILTER PRESS | 1 | |
| 12 | 770-02621 | BRKT WELD, HYD FILTER MTG | 1 | |
| 13 | 1219-4 | ELBOW STREET 1 8 NPT | 1 | |
| 14 | 1219-59 | ELBOW, 45° PARKER 2214P-2-2 | 1 | |
| 15 | 1219-134 | COUPLING PARKER 207P-2-2 | 1 | |
| 16 | 1219-99 | NIPPLE CLOSED PARKER 215PN-2 | 1 | |
| 17 | 501-02012 | RETURN LINE FILTER ASSY | 1 | |
| 18 | 501-02018 | FILTER ELEMENT | 2 | |
| 19 | 12019-875 | KIT SPLIT FLANGE C61-24 | 1 | |
| 20 | 504-03407 | HOSE END | 1 | |
| 21 | HHCS-C3137508Z0 | HEX HEAD CAP SCREW, 5/16-18 X 3/4 LEN, GR8, ZN | 2 | |
| 22 | WSH4-X3130008Z0 | SPIRAL LOCK WASHER, 5/16, GR8, ZN | 2 | |
| 23 | WSH2-X3130008Z0 | SAE WASHER, 5/16, GR8, ZN | 2 | |
| 24 | NUT1-C3130008Z0 | HEX NUT, 5/16-18, GR8, ZN | 2 | |
| 25 | 400-15187 | CABLE TIE HEAVY BLACK NYLON - 24 INCHES | 1 | |
| 26 | 875-90336 | ASSY HYD RES RND STEEL | 1 | |
| 27 | 504-00706 | HSE CPLG 1.25 NPT 90 ELBOW D4S | 1 | |
| 28 | 201-00260 | CLAMP T-BOLT | 2 | |
| 29 | 503-03001 | HOSE, 1 1/2 I.D. SAE 100R4 | 1 | Total length 11ft |

WHEN ORDERING PARTS, SPECIFY MODEL NUMBER, SERIAL NUMBER AND DESCRIPTION OF PARTS REQUIRED

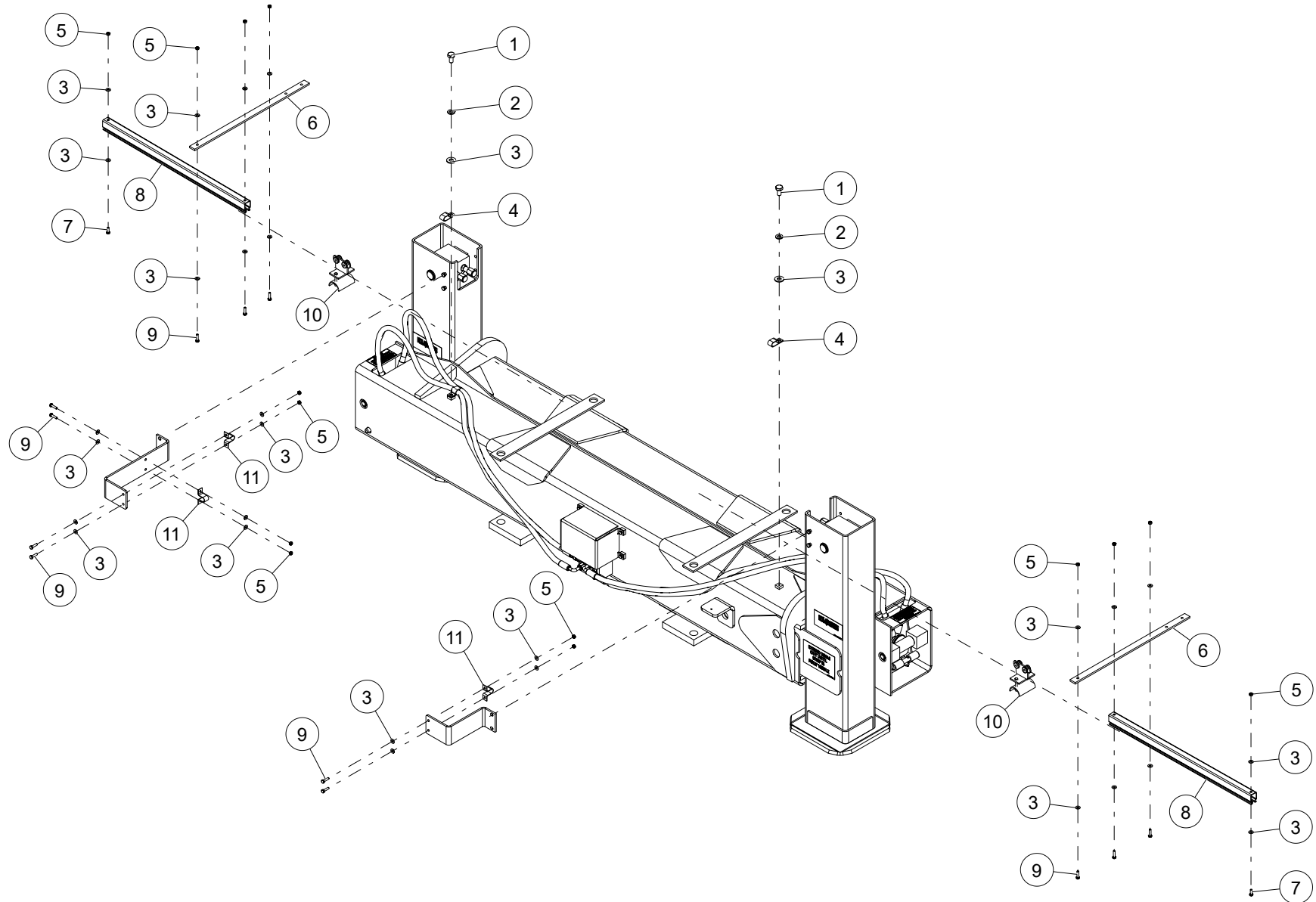


WHEN ORDERING PARTS, SPECIFY MODEL NUMBER, SERIAL NUMBER AND DESCRIPTION OF PARTS REQUIRED

HYD RES 90 GAL M/F TANK BT

| ITEM | PART NUMBER | DESCRIPTION | QUANTITY | NOTES |
|------|--------------------|---|----------|--------------------|
| | 876-00068-1 | HYD RES 90 GAL M/F TANK BT | | |
| 1 | HHCS-C500B508Z0 | HEX HEAD CAP SCREW, 1/2-13 X 2 1/2 LEN, GR8, ZN | 2 | |
| 2 | NUT3-C5000008Z0 | NYLON LOCK NUT, 1/2-13, GR8, ZN | 2 | |
| 3 | WSH4-X5000008Z0 | SPIRAL LOCK WASHER, 1/2, GR8, ZN | 6 | |
| 4 | 785-02116 | ANGLE, MANIFOLD MTG | 1 | |
| 5 | 201-00260 | CLAMP_ T-BOLT | 4 | |
| 6 | 501-02012 | RETURN LINE FILTER ASSY | 1 | |
| 7 | 501-02018 | FILTER ELEMENT | 2 | |
| 8 | 220-04064 | STUD, TIE DOWN 1/2-13 X 16" | 2 | |
| 9 | WSH2-X5000008Z0 | SAE WASHER, 1/2, GR8, ZN | 4 | |
| 10 | NUT1-C5000008Z0 | HEX NUT, 1/2-13, GR8, ZN | 8 | |
| 11 | 875-90342 | RESERVOIR ASSY, HYD 90GAL, STEEL | 1 | |
| 12 | 12389-1 | HOSE 2" | 1 | Total length 4 ft |
| 13 | WSH2-X3130008Z0 | SAE WASHER, 5/16, GR8, ZN | 7 | |
| 14 | SHS-312XA00-20 | SCR, HEX, SLF DL, 5/16 X 1.00 | 6 | |
| 15 | 1240-30 | CLAMP | 5 | |
| 16 | 503-03001 | HOSE, 1 1/2 I.D. SAE 100R4 | 1 | Total length 14 ft |
| 17 | WSH4-X3130008Z0 | SPIRAL LOCK WASHER, 5/16, GR8, ZN | 7 | |
| 18 | HHCS-C313B008Z0 | HEX HEAD CAP SCREW, 5/16-18 X 2 LEN, GR8, ZN | 2 | |
| 19 | NUT1-C3130008Z0 | HEX NUT, 5/16-18, GR8, ZN | 4 | |
| 20 | 209-00802 | TRIM EDGING - JUMBO | 1 | Total length 8 ft |
| 21 | 504-03408 | 2-CONN_ 4BLT FLANGE-24 CODE 61 | 1 | |
| 22 | 12019-875 | KIT_SPLIT FLANGE_C61-24 | 2 | |
| 23 | HHCS-C3137508Z0 | HEX HEAD CAP SCREW, 5/16-18 X 3/4 LEN, GR8, ZN | 2 | |
| 24 | 504-03407 | HOSE END | 1 | |
| 25 | 935-00113 | GAUGE, FILTER PRESS | 1 | |
| 26 | 1219-4 | ELBOW_ STREET_ 1_8 NPT | 1 | |
| 27 | 260-30004-00 | O-RING | 2 | |
| 28 | SHCS-C500A50AB0 | SOCKET HEAD CAP SCREW, 1/2-13 X 1 1/2 LEN, BO | 4 | |
| 29 | 400-15187 | CABLE TIE HEAVY BLACK NYLON - 24 INCHES | 1 | |

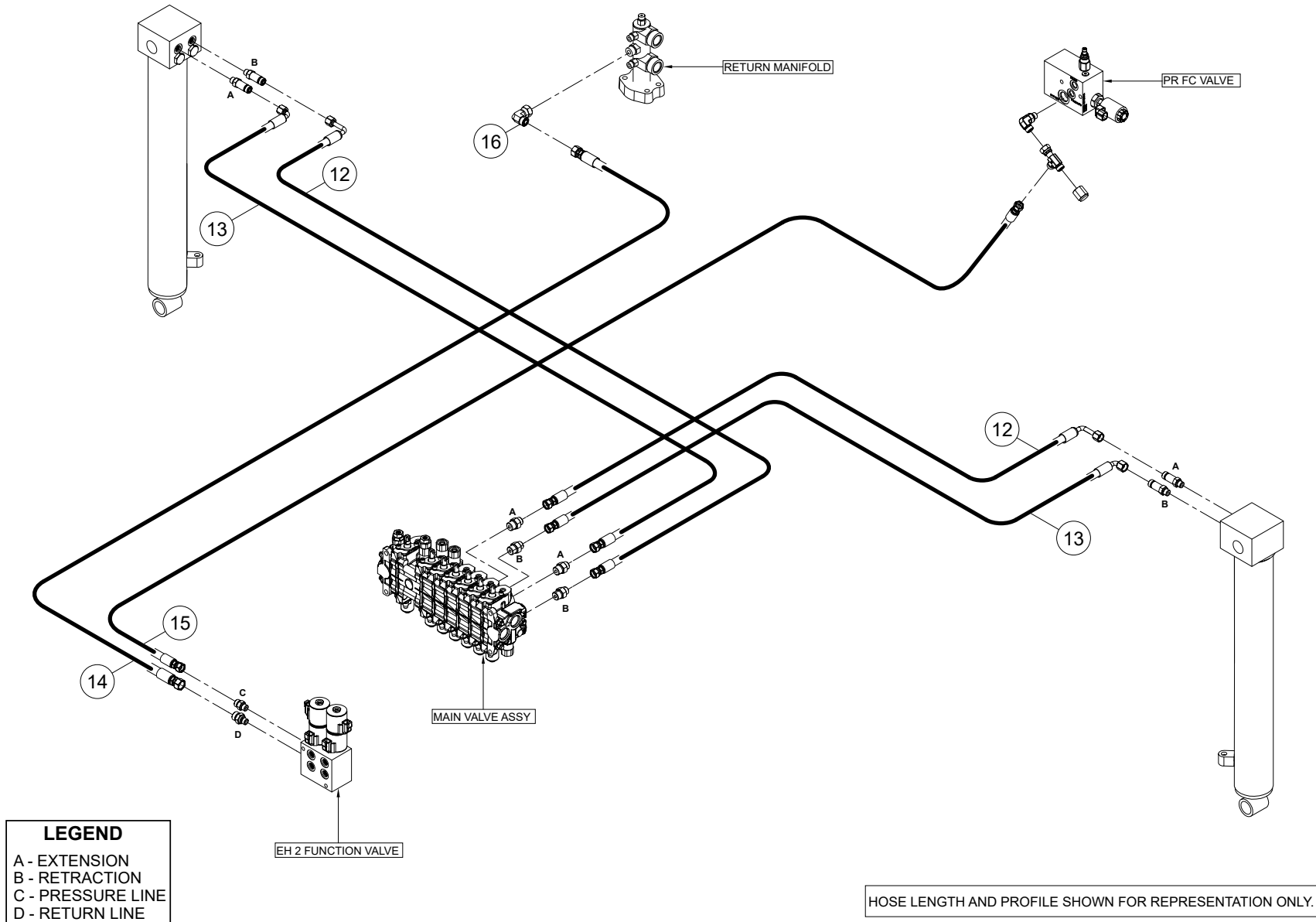
WHEN ORDERING PARTS, SPECIFY MODEL NUMBER, SERIAL NUMBER AND DESCRIPTION OF PARTS REQUIRED



WHEN ORDERING PARTS, SPECIFY MODEL NUMBER, SERIAL NUMBER AND DESCRIPTION OF PARTS REQUIRED

| ITEM | PART NUMBER | DESCRIPTION | QUANTITY | NOTES |
|------|------------------|--|----------|-------|
| | 500-50020 | HYDRAULIC PIPING, AUX O/R | | |
| 1 | HHCS-C2505008Z0 | HEX HEAD CAP SCREW, 1/4-20X 1/2 LEN, GR8, ZN | 2 | |
| 2 | WSH4-X2500008Z0 | SPIRAL LOCK WASHER, 1/4,GR8, ZN | 2 | |
| 3 | WSH1-X2500008Z0 | WASHER, 1/4, GR8, ZN | 30 | |
| 4 | 201-00170 | CLAMP, DBL. TUBE .625 | 2 | |
| 5 | NUT3-C2500008Z0 | NYLON LOCK NUT, 1/4-20, GR8,ZN | 14 | |
| 6 | 783-03723 | TRACK MOUNT BAR LONG | 2 | |
| 7 | HHCS-C2507508Z0 | HEX HEAD CAP SCREW, 1/4-20X 3/4 LEN, GR8, ZN | 2 | |
| 8 | 774-00046 | TROLLEY TRACK-AUX O/R | 2 | |
| 9 | HHCS-C250A008Z0 | HEX HEAD CAP SCREW, 1/4-20X 1 LEN, GR8, ZN | 12 | |
| 10 | 774-00047 | TROLLEY, HOSE SUPPORT | 2 | |
| 11 | 201-00167 | HOSE CLAMP - DOUBLE | 3 | |

WHEN ORDERING PARTS, SPECIFY MODEL NUMBER, SERIAL NUMBER AND DESCRIPTION OF PARTS REQUIRED



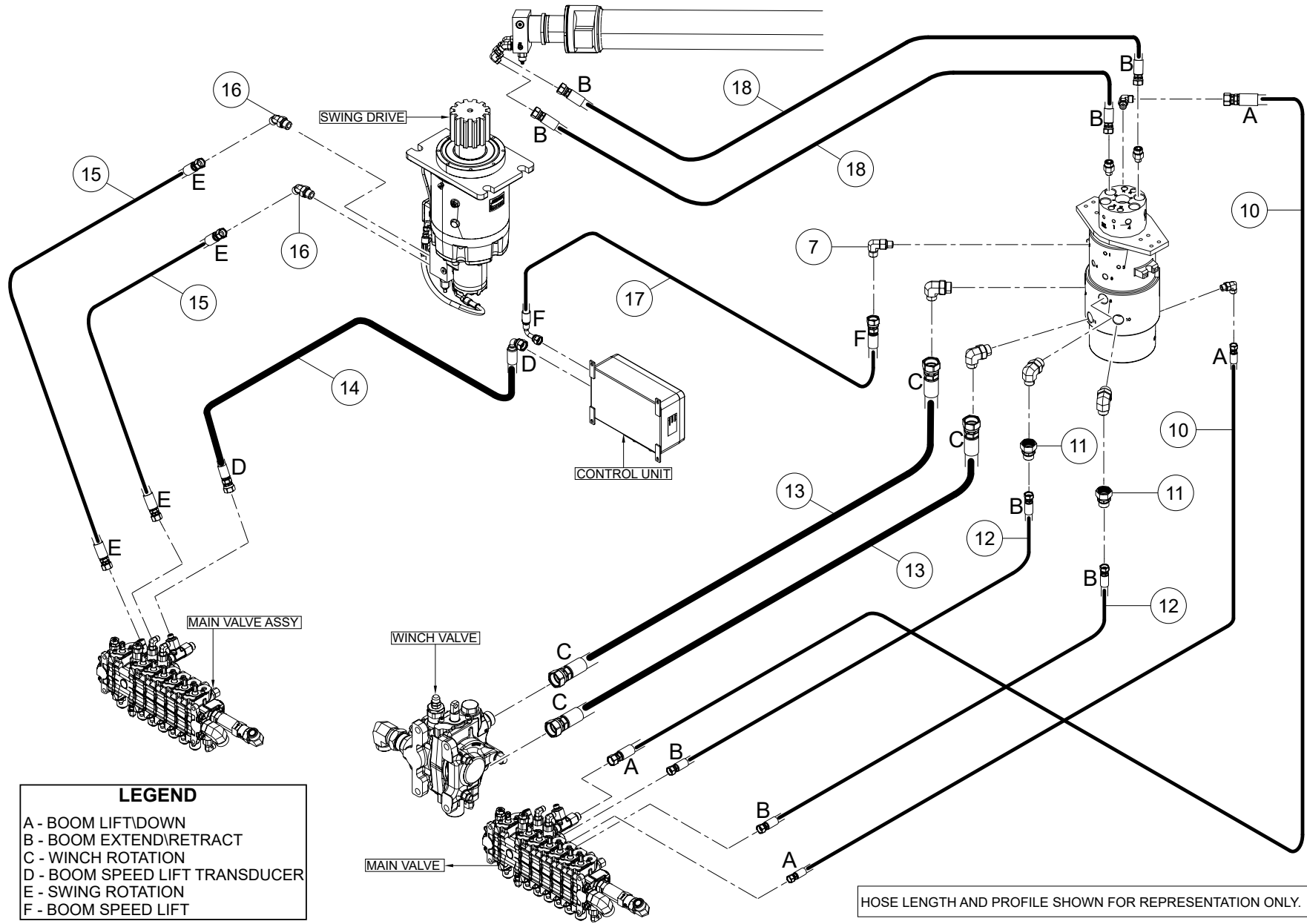
WHEN ORDERING PARTS, SPECIFY MODEL NUMBER, SERIAL NUMBER AND DESCRIPTION OF PARTS REQUIRED

| ITEM | PART NUMBER | DESCRIPTION | QUANTITY | NOTES |
|------|------------------|---|----------|-------|
| | 500-50020 | HYDRAULIC PIPING, AUX O/R | | |
| 12 | 502-20974 | HOSE, -6, 3000, L90FOFS-6SW / FOFS-6SW, 400 | 2 | |
| 13 | 502-20973 | HOSE, -6, 3000, 90FOFS-6SW / FOFS-6SW, 400 | 2 | |
| 14 | 502-30586 | HOSE, -8, LOW, FOFS-8SW / FOFS-8SW, 310 | 1 | |
| 15 | 502-20798 | HOSE, -6, 2000, FOFS-6SW / FOFS-6SW, 290 | 1 | |
| 16 | 1013932 | ELBOW, 90, MOFS-8/FOFS-8 | 1 | |

WHEN ORDERING PARTS, SPECIFY MODEL NUMBER, SERIAL NUMBER AND DESCRIPTION OF PARTS REQUIRED

| ITEM | PART NUMBER | DESCRIPTION | QUANTITY | NOTES |
|------|------------------|--|----------|-------------------------------|
| | 500-01796 | HYD PIPING-M-FRAME | | |
| 1 | 502-35026 | HOSE, -10, 3000, 45FOFS-10SW / FOFS-10SW, 40 | 2 | |
| 2 | 502-11159 | HOSE, -4, 3000, FOFS-4SW / FOFS-4SW, 42 | 1 | |
| 3 | C1062774 | HOSE, -4, LOW, 90FOFS-4SW / FOFS-4SW, 106 | 1 | |
| 4 | 1013928 | ELBOW, 90, MOFS-4/FOFS-4 | 1 | |
| 5 | 1010461 | ADAPTER, -4 MNPT / -4 MOFS | 1 | |
| 6 | 502-40789 | HOSE, -12, 3000, FOFS-12SW / FOFS-12SW, 52 | 2 | |
| 7 | 1013997 | ELBOW, 90, MOFS-4/MORB-4 | 2 | Total 3 in HYD PIPING-M-FRAME |
| 8 | C1046917 | HOSE, -4,3000,FOFS-4SW/90FOFS-4SW,90.0 | 1 | |
| 9 | 1010066 | ADAPTER, MOFS-4/MORB-4 | 1 | |

WHEN ORDERING PARTS, SPECIFY MODEL NUMBER, SERIAL NUMBER AND DESCRIPTION OF PARTS REQUIRED



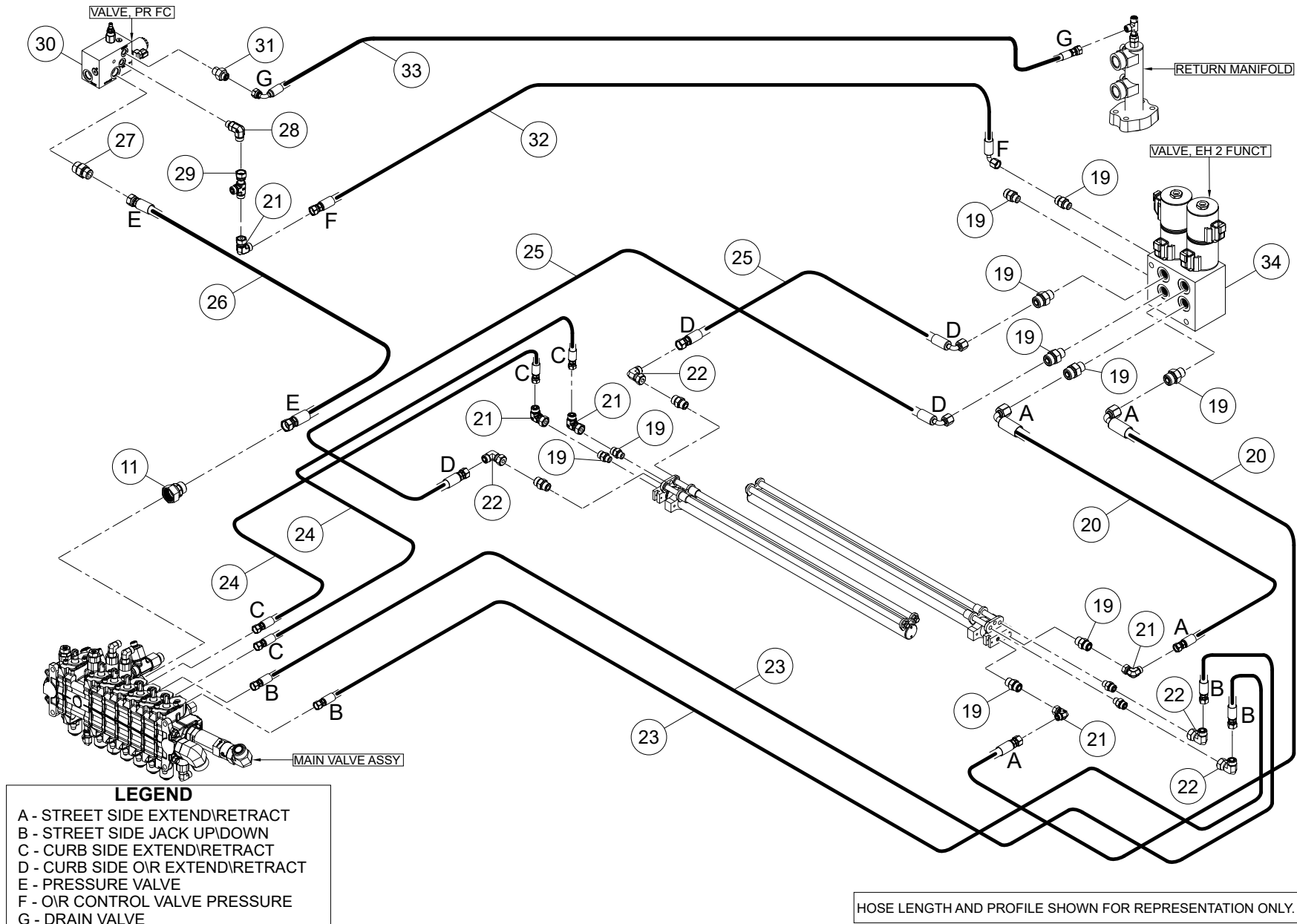
LEGEND
 A - BOOM LIFT/DOWN
 B - BOOM EXTEND/RETRACT
 C - WINCH ROTATION
 D - BOOM SPEED LIFT TRANSDUCER
 E - SWING ROTATION
 F - BOOM SPEED LIFT

HOSE LENGTH AND PROFILE SHOWN FOR REPRESENTATION ONLY.

WHEN ORDERING PARTS, SPECIFY MODEL NUMBER, SERIAL NUMBER AND DESCRIPTION OF PARTS REQUIRED

| ITEM | PART NUMBER | DESCRIPTION | QUANTITY | NOTES |
|------|------------------|--|----------|-------------------------------|
| | 500-01796 | HYD PIPING-M-FRAME | | |
| 10 | 502-30628 | HOSE, -8, 3000, FOFS-8SW / FOFS-8SW, 40 | 2 | |
| 11 | 1010015 | ADAPTER, FOFS-12/MOFS-10 | 2 | Total 3 in HYD PIPING-M-FRAME |
| 12 | 502-35073 | HOSE, -10, 3500, FOFS-10SW / FOFS-10SW, 32 | 2 | |
| 13 | 502-40787 | HOSE, -12, 3000, FOFS-12SW / FOFS-12SW, 40 | 2 | |
| 14 | C1055849 | HOSE, -4, 3000, FOFS-4SW / 90FOFS-4SW, 18 | 1 | |
| 15 | 1026222 | HOSE, -8,3000,FOFS-8SW/FOFS-8SW,30.25 | 2 | |
| 16 | 515-05005 | ELBOW, 45, MOFS-8/MORB-10 | 2 | |
| 17 | 502-10974 | HOSE, -4, LOW, 90FOFS-4SW / FOFS-4SW, 17 | 1 | |
| 18 | 502-35074 | HOSE, -10, 3500, FOFS-10SW / FOFS-10SW, 57 | 2 | |

WHEN ORDERING PARTS, SPECIFY MODEL NUMBER, SERIAL NUMBER AND DESCRIPTION OF PARTS REQUIRED



LEGEND

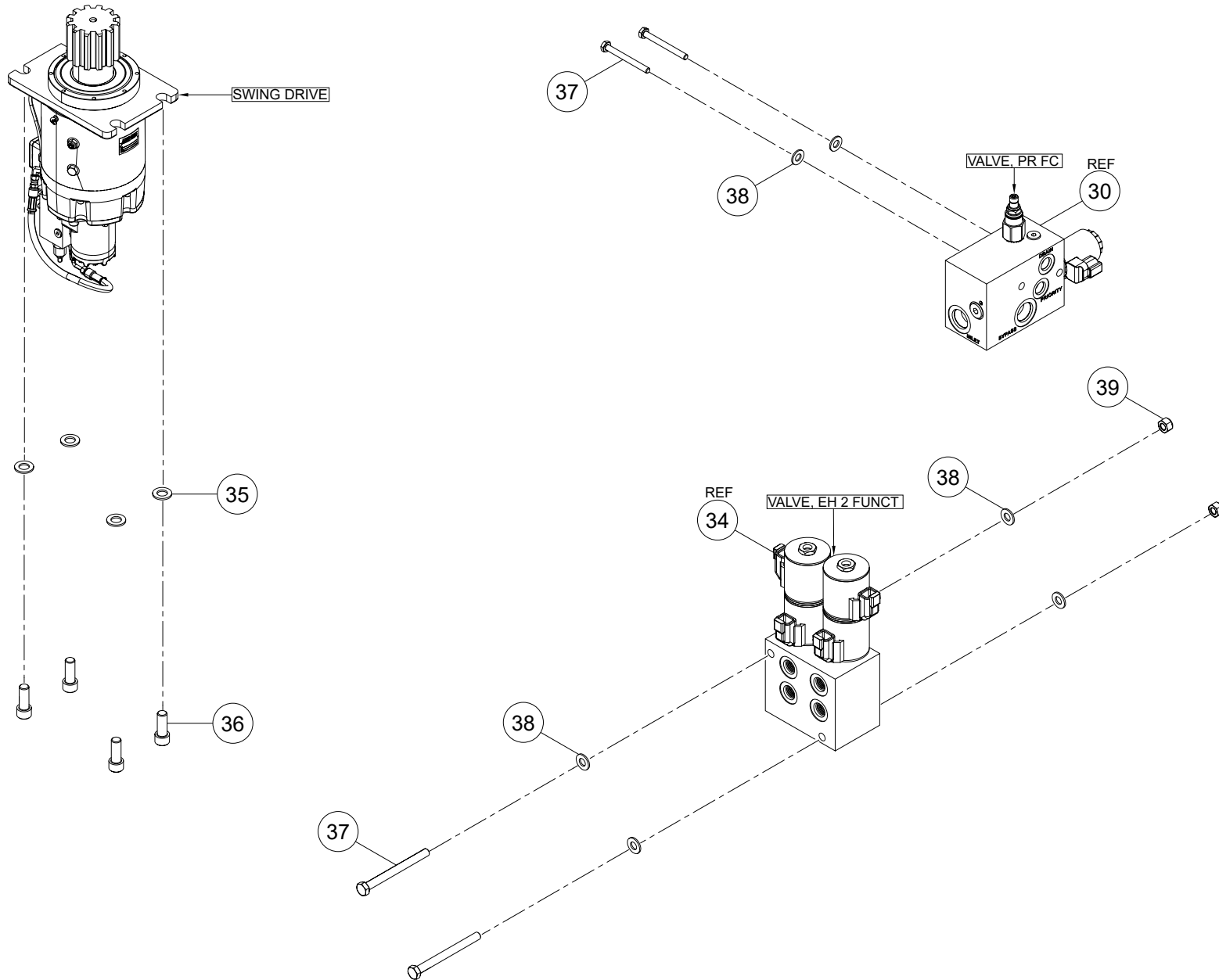
- A - STREET SIDE EXTEND/RETRACT
- B - STREET SIDE JACK UP/DOWN
- C - CURB SIDE EXTEND/RETRACT
- D - CURB SIDE O/R EXTEND/RETRACT
- E - PRESSURE VALVE
- F - O/R CONTROL VALVE PRESSURE
- G - DRAIN VALVE

HOSE LENGTH AND PROFILE SHOWN FOR REPRESENTATION ONLY.

WHEN ORDERING PARTS, SPECIFY MODEL NUMBER, SERIAL NUMBER AND DESCRIPTION OF PARTS REQUIRED

| ITEM | PART NUMBER | DESCRIPTION | QUANTITY | NOTES |
|------|------------------|--|----------|-------|
| | 500-01796 | HYD PIPING-M-FRAME | | |
| 19 | 1010071 | ADAPTER, MOFS-6/MORB-6 | 10 | |
| 20 | C1046977 | HOSE,-6,3000,90FOFS-6SW/FOFS-6SW,70.0 | 2 | |
| 21 | 1013930 | ELBOW, 90, MOFS-6/FOFS-6SW | 5 | |
| 22 | 1013932 | ELBOW,90,MOFS-8/FOFS-8 | 4 | |
| 23 | C1068845 | HOSE, -8, 3000, FOFS-8SW / FOFS-8SW, 84 | 2 | |
| 24 | 1034696 | HOSE,-8,3000,FOFS-8SW/FOFS-8SW,90 | 2 | |
| 25 | 1041529 | HOSE, -6, 3000, 90FOFS-6SW / FOFS-6SW, 62 | 2 | |
| 26 | C1062148 | HOSE, -10, 3000, FOFS-10SW / FOFS-10SW, 48.5 | 1 | |
| 27 | 1010081 | ADAPTER, MOFS-10/MORB-10 | 1 | |
| 28 | 1014001 | ELBOW, 90, MOFS-6/MORB-6 | 1 | |
| 29 | 1018017 | TEE, MOFS-6/FOFS-6/MOFS-6 | 1 | |
| 30 | 559-00251 | VALVE, PR FC | 1 | |
| 31 | 1010068 | ADAPTER,MOFS-4/MORB-6 | 1 | |
| 32 | 1028005 | HOSE,-20,4000,45FOFS-20SW/FOFS-20SW,123.25 | 1 | |
| 33 | C1057984 | HOSE, -4, 3000, FOFS-4SW / 90FOFS-4SW, 70 | 1 | |
| 34 | 559-00252 | VALE, EH 2 FUNCT | 1 | |

WHEN ORDERING PARTS, SPECIFY MODEL NUMBER, SERIAL NUMBER AND DESCRIPTION OF PARTS REQUIRED



WHEN ORDERING PARTS, SPECIFY MODEL NUMBER, SERIAL NUMBER AND DESCRIPTION OF PARTS REQUIRED

| ITEM | PART NUMBER | DESCRIPTION | QUANTITY | NOTES |
|------|------------------|---|----------|-------|
| | 500-01796 | HYD PIPING-M-FRAME | | |
| 35 | WSH1-X7500008M0 | WASHER, 3/4, GR8, MA | 4 | |
| 36 | SHCS-C750B00AM0 | SOCKET HEAD CAP SCREW, 3/4-10 X 2 LEN, MA | 4 | |
| 37 | HHCS-C250B508Z0 | HEX HEAD CAP SCREW, 1/4-20 X 2 1/2 LEN, GR8, ZN | 4 | |
| 38 | WSH2-X3130008Z0 | SAE WASHER, 5/16, GR8, ZN | 6 | |
| 39 | NUT3-C3130008Z0 | NYLON LOCK NUT, 5/16-18, GR8, ZN | 2 | |

WHEN ORDERING PARTS, SPECIFY MODEL NUMBER, SERIAL NUMBER AND DESCRIPTION OF PARTS REQUIRED

NON-ILLUSTRATED PAGE

WHEN ORDERING PARTS, SPECIFY MODEL NUMBER, SERIAL NUMBER AND DESCRIPTION OF PARTS REQUIRED

| ITEM | PART NUMBER | DESCRIPTION | QUANTITY | NOTES |
|------|------------------|--------------------------------|----------|-------|
| | 500-01795 | HYD PIPING-M-FRAME | | |
| 1 | 220-01011 | HHCS 5/16-18 X 3.50 GR5 ZINC | 4 | |
| 2 | 221-01001 | HEX NUT 5/16-18 NC ZINC PLTD | 4 | |
| 3 | 222-01001 | FLATWASHER 5/16 ZINC PLATED | 4 | |
| 4 | 222-11002 | LOCKWASHER 5/16 ZINC PLATED | 4 | |
| 5 | 400-15088 | NYLON CABLE TIE(11"LG.) | 6 | |
| 6 | 503-92031-3 | HOSE KIT | 1 | |
| 7 | 502-10916 | HOSE ASSY 1/4" I.D. | 1 | |
| 8 | 502-11225 | HOSE ASSY 1/4" I.D. | 2 | |
| 9 | 502-20864 | HOSE ASSY,SPLY-PVLV/ORVLV(KIT) | 1 | |
| 10 | 502-30557 | HOSE ASSY 1/2" I.D. | 2 | |
| 11 | 502-30635 | HOSE ASSY,RTRN-ORVLV/MNFL(KIT) | 1 | |
| 12 | 502-30699 | HOSE/A-MVLV TO VCYL-60100(KIT) | 4 | |
| 13 | 502-30700 | HOSE/A-ORVLV / HCYL-60100(KIT) | 4 | |
| 14 | 502-35068 | HOSE ASSY 5/8" I.D. | 2 | |
| 15 | 502-35069 | HOSE ASSY 5/8" I.D. | 2 | |
| 16 | 502-40828 | HOSE ASSY,SPLY-PVLV/MCVLV | 1 | |
| 17 | 502-40928 | HOSE ASSY 3/4" I.D. | 2 | |
| 18 | 513-20019 | ADAPTER,MOFS-4/MORB-6 | 1 | |
| 19 | 513-20023 | ADAPTER,MOFS-4/MNPT-4 | 1 | |
| 20 | 513-40014 | ADAPTER,MOFS-6/MORB-6 | 6 | |

WHEN ORDERING PARTS, SPECIFY MODEL NUMBER, SERIAL NUMBER AND DESCRIPTION OF PARTS REQUIRED

NON-ILLUSTRATED PAGE

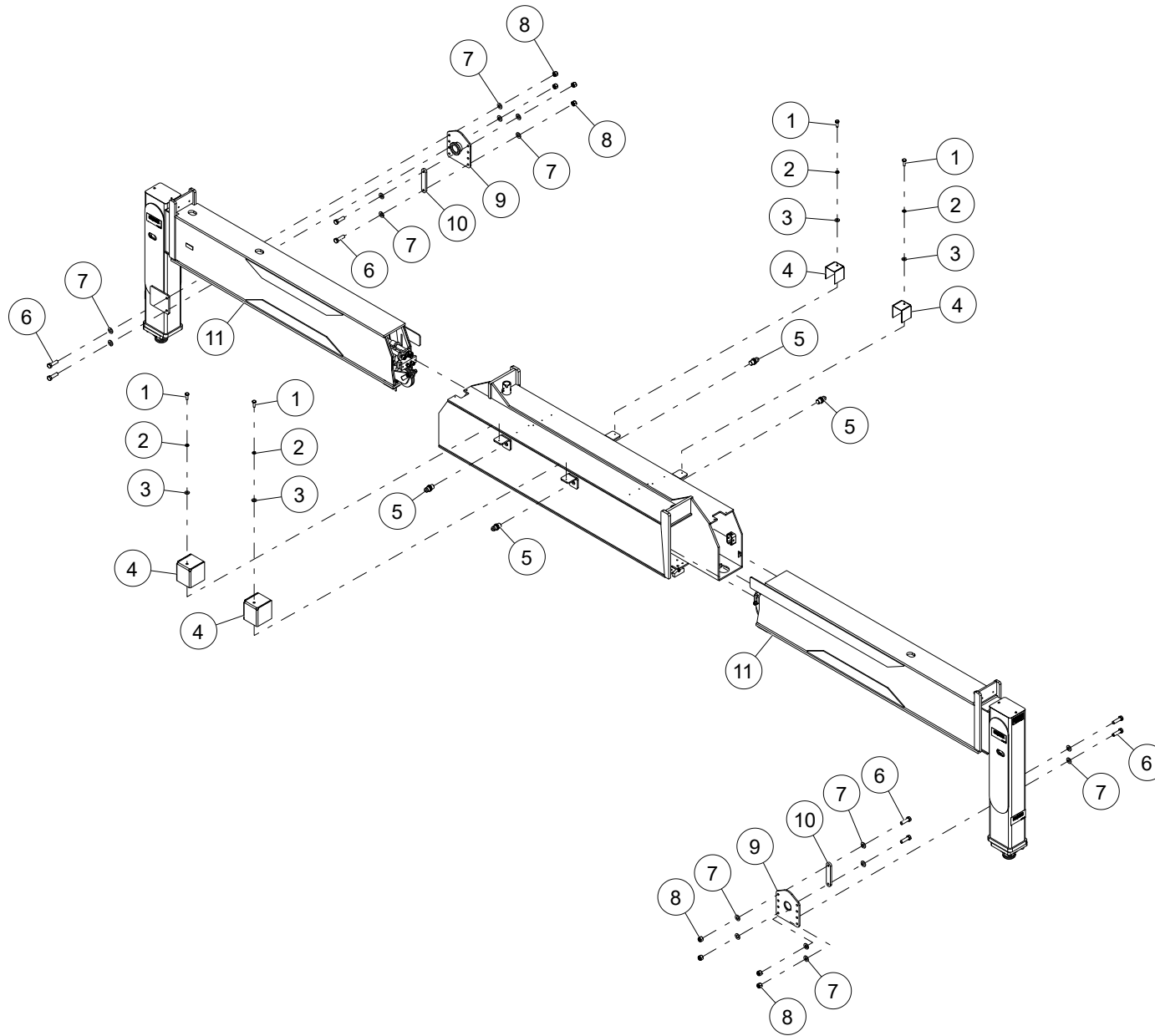
WHEN ORDERING PARTS, SPECIFY MODEL NUMBER, SERIAL NUMBER AND DESCRIPTION OF PARTS REQUIRED

| ITEM | PART NUMBER | DESCRIPTION | QUANTITY | NOTES |
|------|------------------|------------------------------|----------|-------|
| | 500-01795 | HYD PIPING-M-FRAME | | |
| 21 | 513-50026 | ADAPTER,MOFS-8/MORB-6 | 1 | |
| 22 | 513-50027 | ADAPTER,MOFS-8/MORB-10 | 2 | |
| 23 | 513-60008 | ADAPTER,MORB-10/MOFS-10 | 1 | |
| 24 | 513-70022 | ADPATER,MOFS-12/MORB-10 | 1 | |
| 25 | 513-70030 | ADAPTER,MOFS-12/MORB-8 | 2 | |
| 26 | 514-57011 | ELBOW,90,MOFS-12/MORB-10 | 1 | |
| 27 | 514-62002 | ELBOW,90,MOFS-4/FOFS-4SW | 3 | |
| 28 | 514-65004 | ELBOW, SN #8 OFS | 1 | |
| 29 | 516-84003 | TEE, RUN | 1 | |
| 30 | 517-30010 | PLUG SOCKET | 1 | |
| 31 | 519-20004 | CAP,OFS-4 | 1 | |
| 32 | 519-40007 | CAP, OFS -6 | 1 | |
| 33 | 519-50010 | CAP,OFS-8 | 1 | |
| 34 | 559-00251 | VALVE, PRIORITY FLOW CONTROL | 1 | |
| 35 | 559-00252 | CONTROL VALVE | 1 | |

WHEN ORDERING PARTS, SPECIFY MODEL NUMBER, SERIAL NUMBER AND DESCRIPTION OF PARTS REQUIRED

PAGE INTENTIONALLY LEFT BLANK

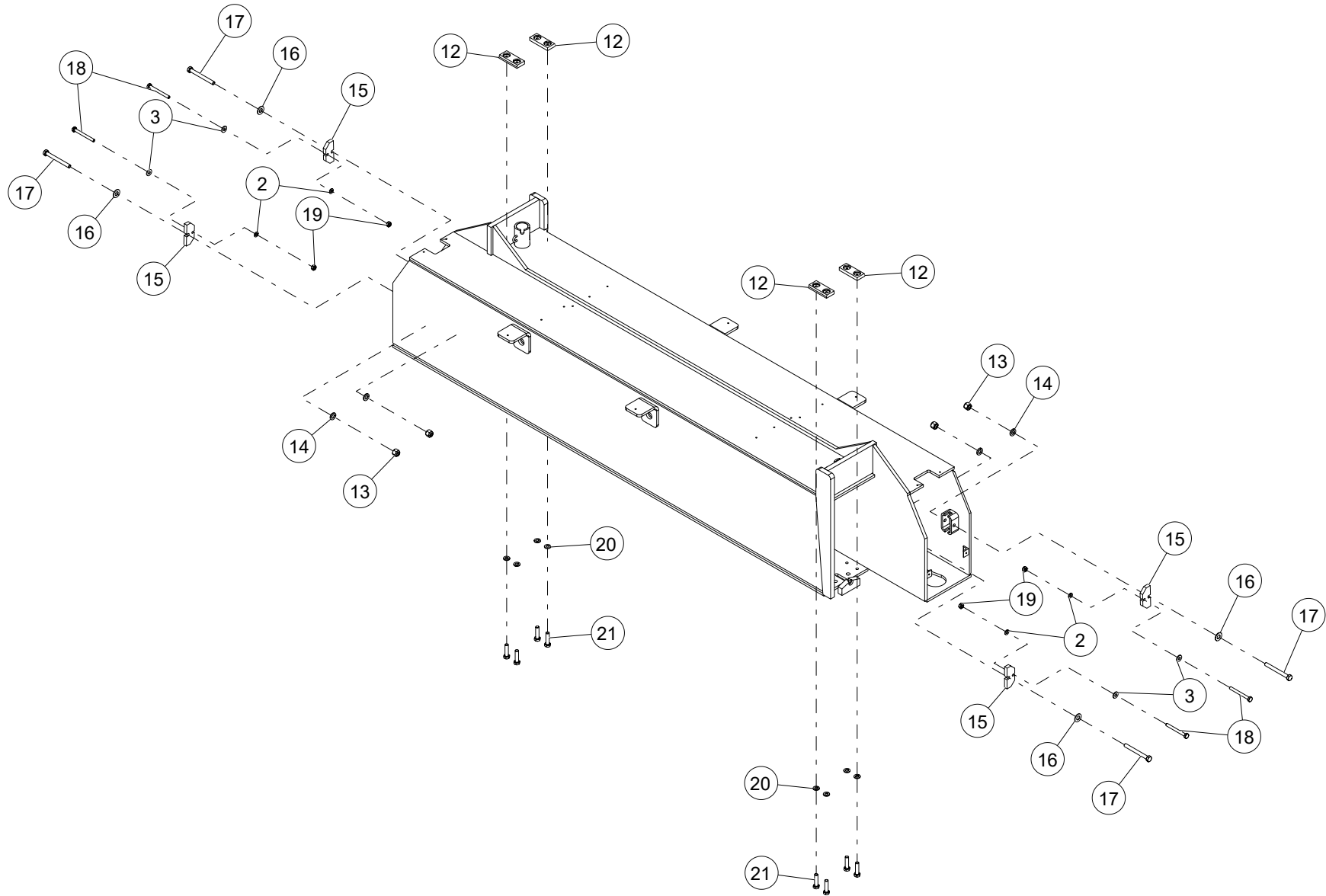
OUTRIGGERS



WHEN ORDERING PARTS, SPECIFY MODEL NUMBER, SERIAL NUMBER AND DESCRIPTION OF PARTS REQUIRED

| ITEM | PART NUMBER | DESCRIPTION | QUANTITY | NOTES |
|------|-----------------|---|----------|-------------------------------------|
| | T121203 | MAIN OUTRIGGER ASSEMBLY | | |
| 1 | HHCS-C2507508Z0 | HEX HEAD CAP SCREW, 1/4-20 X 3/4 LEN, GR8, ZN | 4 | |
| 2 | WSH4-X2500008Z0 | SPIRAL LOCK WASHER, 1/4, GR8, ZN | 4 | TOTAL 19 in MAIN OUTRIGGER ASSEMBLY |
| 3 | WSH1-X2500008Z0 | WASHER, 1/4, GR8, ZN | 4 | TOTAL 8 in MAIN OUTRIGGER ASSEMBLY |
| 4 | 1043913 | POSITION SENSOR COVER | 4 | |
| 5 | T120217 | PROXIMITY SWITCH | 4 | |
| 6 | HHCS-C500A758Z0 | HEX HEAD CAP SCREW, 1/2-13 X 1 3/4 LEN, GR8, ZN | 8 | |
| 7 | WSH1-X5000008Z0 | WASHER, 1/2, GR8, ZN | 16 | |
| 8 | NUT3-C5000008Z0 | NYLON LOCK NUT, 1/2-13, GR8, ZN | 8 | |
| 9 | C1061006 | WELDMENT, 18/24 OUTRIGGER STOW PAD | 2 | |
| 10 | C1061012 | PLATE, SHOE ROTATION STOP | 2 | |
| 11 | T121207 | ASSY, MAIN OUTRIGGER | 2 | SEE PAGE 158 |

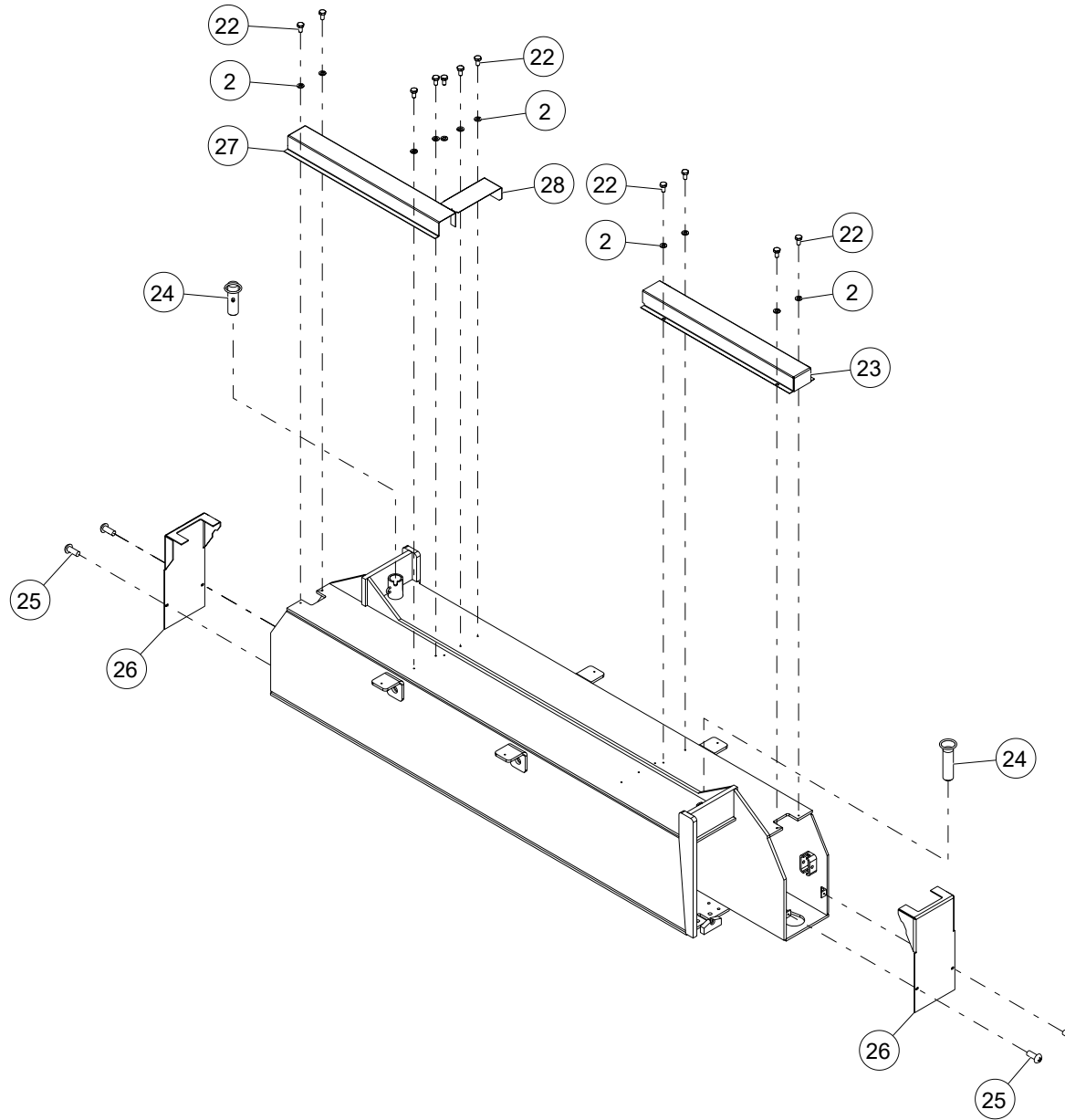
WHEN ORDERING PARTS, SPECIFY MODEL NUMBER, SERIAL NUMBER AND DESCRIPTION OF PARTS REQUIRED



WHEN ORDERING PARTS, SPECIFY MODEL NUMBER, SERIAL NUMBER AND DESCRIPTION OF PARTS REQUIRED

| ITEM | PART NUMBER | DESCRIPTION | QUANTITY | NOTES |
|------|-----------------|--|----------|-------|
| | T121203 | MAIN OUTRIGGER ASSEMBLY | | |
| 12 | 729-02341 | WEAR PAD, 3.50 X 1.50 X 0.50 | 4 | |
| 13 | NUT3-C3750008Z0 | NYLON LOCK NUT, 3/8-16, GR8, ZN | 4 | |
| 14 | WSH4-X3750008Z0 | SPIRAL LOCK WASHER, 3/8, GR8, ZN | 4 | |
| 15 | 789-05525 | O/R MTG SHEAR BAR | 4 | |
| 16 | WSH1-X3750008Z0 | WASHER, 3/8, GR8, ZN | 4 | |
| 17 | HHCS-C375B758Z0 | HEX HEAD CAP SCREW, 3/8-16 X 2 3/4 LEN, GR8, ZN | 4 | |
| 18 | HHCS-C250B508Z0 | HEX HEAD CAP SCREW, 1/4-20 X 2 1/2 LEN, GR8, ZN | 4 | |
| 19 | NUT3-C2500008Z0 | NYLON LOCK NUT, 1/4-20, GR8, ZN | 4 | |
| 20 | WSH4-X3130008Z0 | SPIRAL LOCK WASHER, 5/16, GR8, ZN | 8 | |
| 21 | HHCS-C313A258Z0 | HEX HEAD CAP SCREW, 5/16-18 X 1 1/4 LEN, GR8, ZN | 8 | |

WHEN ORDERING PARTS, SPECIFY MODEL NUMBER, SERIAL NUMBER AND DESCRIPTION OF PARTS REQUIRED

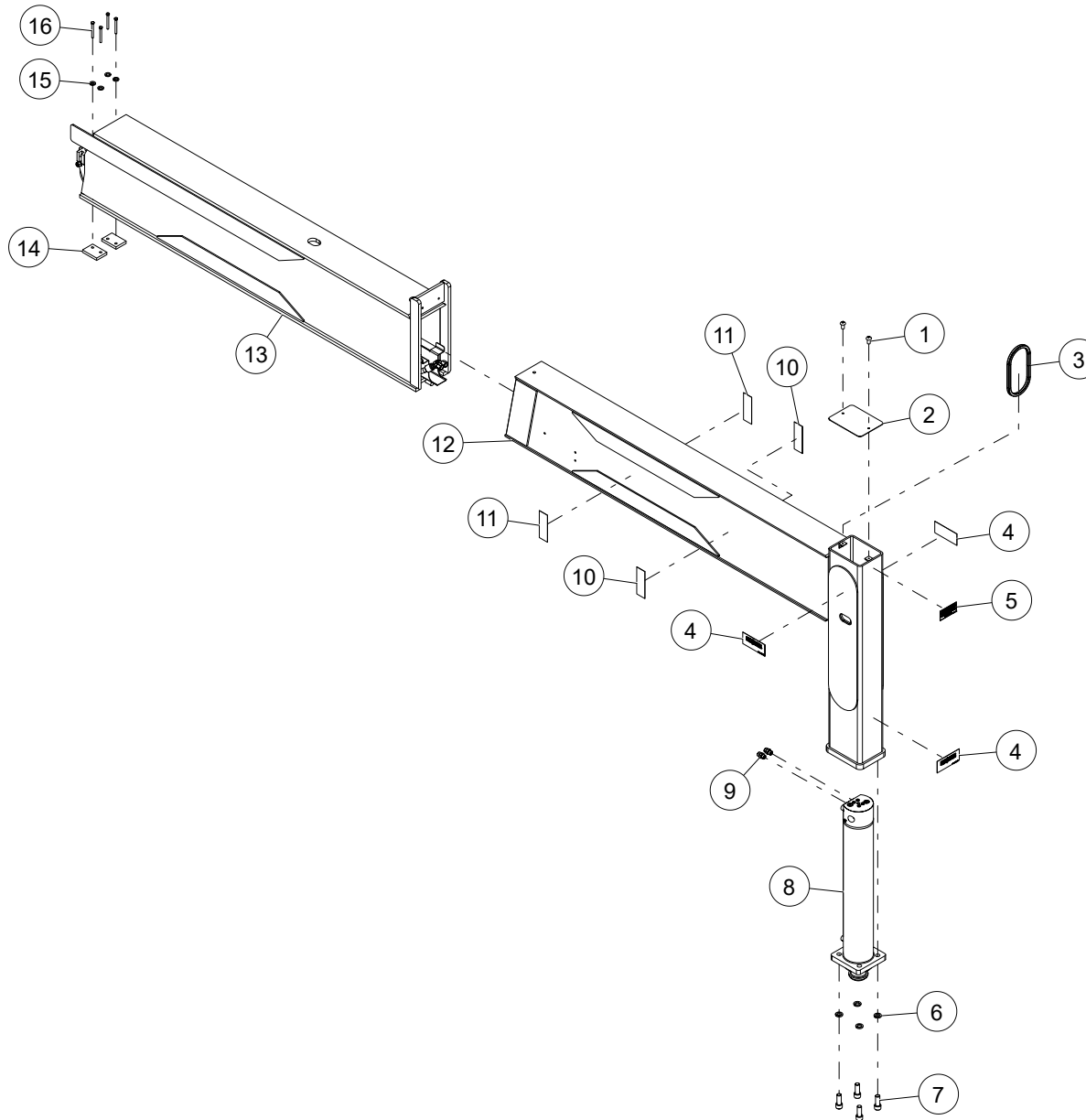


WHEN ORDERING PARTS, SPECIFY MODEL NUMBER, SERIAL NUMBER AND DESCRIPTION OF PARTS REQUIRED

| ITEM | PART NUMBER | DESCRIPTION | QUANTITY | NOTES |
|------|-----------------|--|----------|-------|
| | T121203 | MAIN OUTRIGGER ASSEMBLY | | |
| 22 | HHCS-C2505008Z0 | HEX HEAD CAP SCREW, 1/4-20 X 1/2 LEN, GR8, ZN | 11 | |
| 23 | 802-01588 | COVER, HYDRAULIC HOSE O/R | 1 | |
| 24 | 870-40199 | WELDMENT, OUTRIGGER PIN | 2 | |
| 25 | MS09-C250500XZ1 | MACHINE SCREW, 1/4-20 X 1/2 LEN, ZN, FULL THREAD | 4 | |
| 26 | 802-01593 | COVER, END CAP O/R | 2 | |
| 27 | 802-01625 | COVER, O/R HYD HOWE | 1 | |
| 28 | 802-01626 | COVER, OR HYD HOSE | 1 | |
| 29* | 1222-225 | 1/8 CABLE SLEEVE | 4 | |
| 30* | 12219-1 | CABLE 7X7 AIRCRAFT PLASTIC | 48 | |
| 31* | T122416 | HARNESS, JUMPER | 1 | |
| 32* | T122417 | HARNESS, JUMPER | 1 | |
| 33* | T122418 | HARNESS, JUMPER | 1 | |
| 34* | T122419 | HARNESS, JUMPER | 1 | |

*ITEM NOT SHOWN IN THE ILLUSTRATION

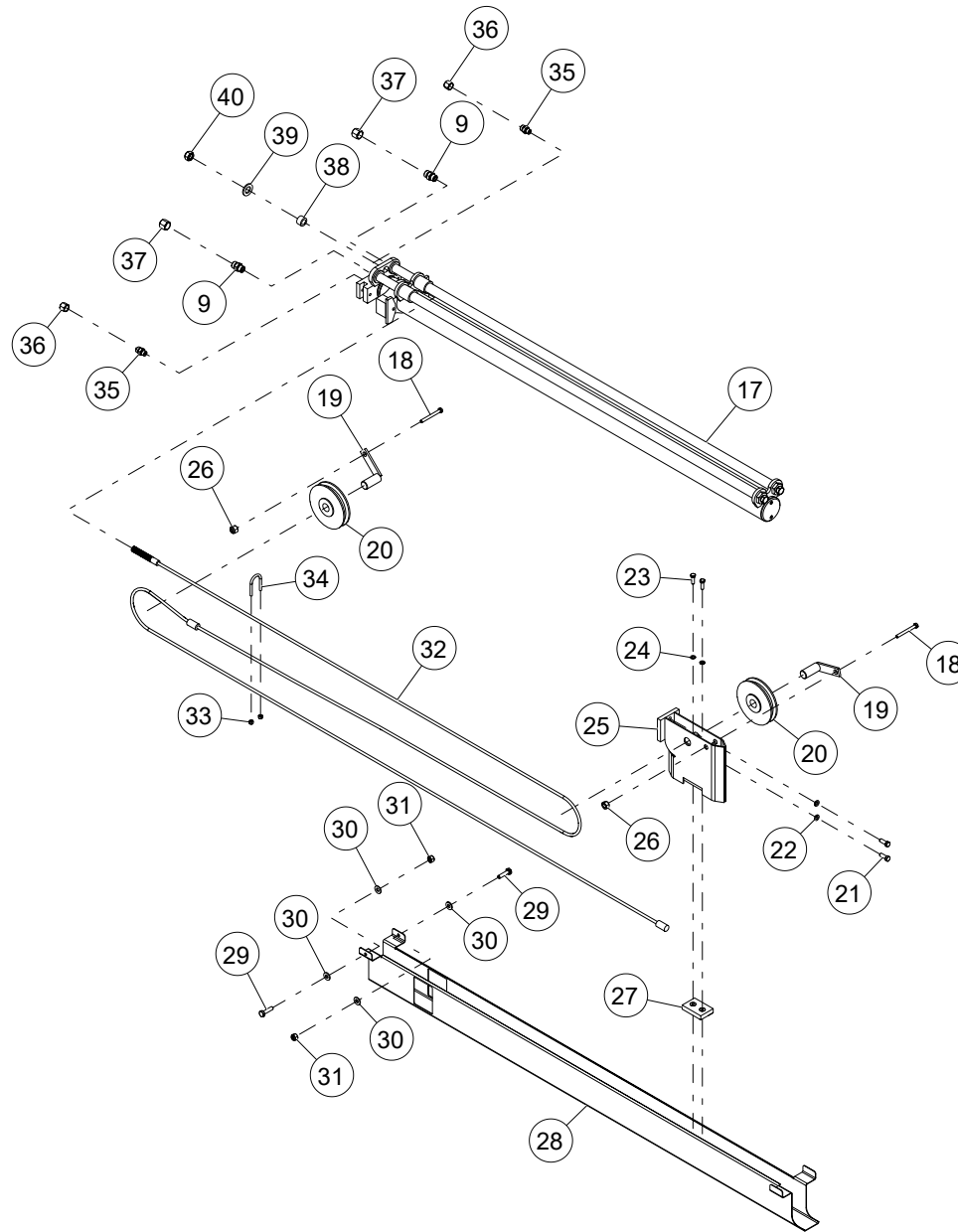
WHEN ORDERING PARTS, SPECIFY MODEL NUMBER, SERIAL NUMBER AND DESCRIPTION OF PARTS REQUIRED



WHEN ORDERING PARTS, SPECIFY MODEL NUMBER, SERIAL NUMBER AND DESCRIPTION OF PARTS REQUIRED

| ITEM | PART NUMBER | DESCRIPTION | QUANTITY | NOTES |
|------|-----------------|---|----------|---------------------------------|
| | T121207 | ASSY, MAIN OUTRIGGER | | |
| 1 | SL5-250C500-20 | PAN HEAD SCREW, .25-20 x .50 | 2 | |
| 2 | 802-01586 | COVER, LEG O/R | 1 | |
| 3 | 209-00174 | SEAL TRIM STANPRO #75000343 (B7S) | 1 | |
| 4 | 12400-1514 | DECAL, O/R CRUSH HAZARD | 3 | |
| 5 | 652-00469 | DECAL, O/R BEAM PIN | 1 | |
| 6 | WSH4-X7500002Z0 | SPIRAL LOCK WASHER, 3/4, GR2, ZN | 4 | |
| 7 | SHCS-C750B00AB0 | SOCKET HEAD CAP SCREW, 3/4-10 X 2 LEN, BO` | 4 | |
| 8 | 540-50022 | CYLINDER JACK | 1 | |
| 9 | 1010076 | ADAPTER,MOFS-8/MORB-8 | 2 | TOTAL 6 in ASSY, MAIN OUTRIGGER |
| 10 | 659-00215 | 2" O/R STRIP - WHITE | 2 | |
| 11 | 659-00216 | 2" O/R STRIP - YELLOW | 2 | |
| 12 | 760-10412 | WELD, BEAM 2ND STAGE | 1 | |
| 13 | T121208 | WELDMENT, BEAM 1ST STG O/R RED | 1 | |
| 14 | 780-00303 | PAD, SUPPORT 1ST STAGE O/R | 2 | |
| 15 | WSH4-X5000002Z0 | SPIRAL LOCK WASHER, 1/2, GR2, ZN | 4 | |
| 16 | HHCS-C500A255Z0 | HEX HEAD CAP SCREW, 1/2-13 X 1 1/4 LEN, GR5, ZN | 4 | |

WHEN ORDERING PARTS, SPECIFY MODEL NUMBER, SERIAL NUMBER AND DESCRIPTION OF PARTS REQUIRED



WHEN ORDERING PARTS, SPECIFY MODEL NUMBER, SERIAL NUMBER AND DESCRIPTION OF PARTS REQUIRED

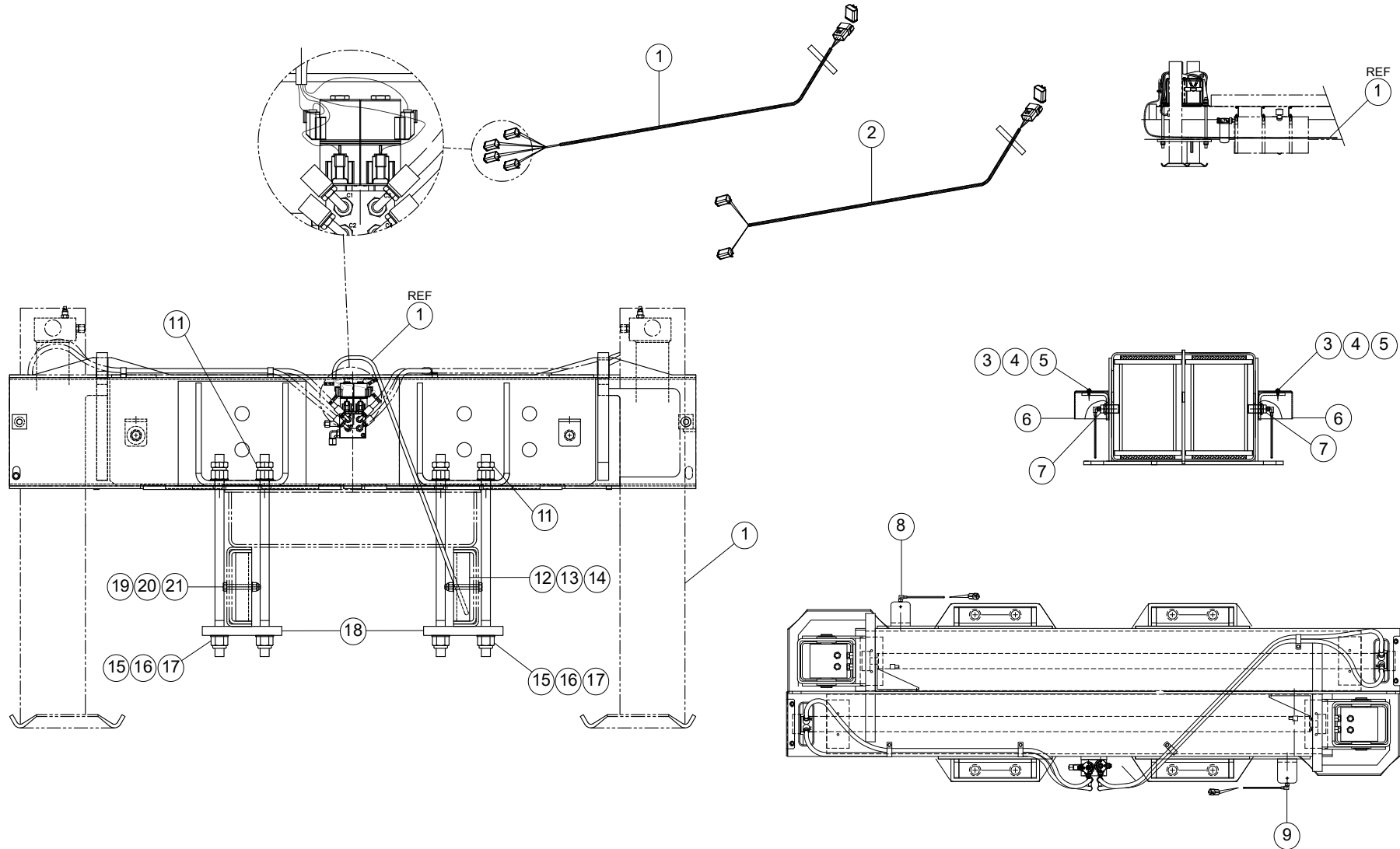
| ITEM | PART NUMBER | DESCRIPTION | QUANTITY | NOTES |
|------|-----------------|---|----------|---------------------------------|
| | T121207 | ASSY, MAIN OUTRIGGER | | |
| 17 | 540-10043 | CYLINDER, BEAM EXTEND | 1 | |
| 18 | HHCS-C500C005Z0 | HEX HEAD CAP SCREW, 1/2-13 X 3 LEN, GR5, ZN | 2 | |
| 19 | 870-20259 | WELDMENT, PIN CABLE RETAINER | 2 | |
| 20 | 860-10015 | OUTRIGGER SHEAVE | 2 | |
| 21 | HHCS-C375A005Z0 | HEX HEAD CAP SCREW, 3/8-16 X 1 LEN, GR5, ZN | 2 | |
| 22 | WSH4-X3750002Z0 | SPIRAL LOCK WASHER, 3/8, GR2, ZN | 2 | |
| 23 | HHCS-C313A005Z1 | HEX HEAD CAP SCREW, 5/16-18 X 1 LEN, GR5, ZN, FULL THREAD | 2 | |
| 24 | WSH4-X3130002Z0 | SPIRAL LOCK WASHER, 5/16, GR2, ZN | 2 | |
| 25 | 760-00376 | WELDMENT, SLIDE TROMBONE CYL | 1 | |
| 26 | NUT3-C5000005Z0 | NYLON LOCK NUT, 1/2-13, GR5, ZN | 2 | |
| 27 | 729-02680 | WEAR PAD, 3.00 X 2.00 X .625 | 1 | |
| 28 | 789-05404 | PLATE, O/R HOSE KEEPER | 1 | |
| 29 | HHCS-C2507505Z0 | HEX HEAD CAP SCREW, 1/4-20 X 3/4 LEN, GR5, ZN | 2 | TOTAL 6 in ASSY, MAIN OUTRIGGER |
| 30 | WSH4-X2500002Z0 | WASHER, 1/4, GR2, ZN | 4 | TOTAL 8 in ASSY, MAIN OUTRIGGER |
| 31 | NUT1-C2500005Z0 | HEX NUT, 1/4-20, GR5, ZN | 2 | |
| 32 | 861-13021 | WIRE ROPE EXT / RET 5/16" O/R | 1 | |
| 33 | NUT3-C2500005Z0 | NYLON LOCK NUT, 1/4-20, GR5, ZN | 2 | |
| 34 | 220-99062 | U BOLT 1/4 UNC | 1 | |
| 35 | 1010071 | ADAPTER, MOFS-6/MORB-6 | 2 | |
| 36 | 519-40007 | CAP, TUBE F-6 OFS | 2 | |
| 37 | 519-50010 | CAP, TUBE, F#8 OFS | 2 | |
| 38 | 031-10009 | SPACER-1 OD X 3/16W X 5/8 | 1 | |
| 39 | WSH1-X6250002Z0 | WASHER, 5/8, GR2, ZN | 1 | |
| 40 | NUT3-C6250005Z0 | NYLON LOCK NUT, 5/8-11, GR5, ZN | 1 | |

WHEN ORDERING PARTS, SPECIFY MODEL NUMBER, SERIAL NUMBER AND DESCRIPTION OF PARTS REQUIRED

| ITEM | PART NUMBER | DESCRIPTION | QUANTITY | NOTES |
|-------------|--------------------|--|-----------------|--------------|
| | T121207 | ASSY, MAIN OUTRIGGER | | |
| 41 | 400-03071 | PLASTIC ABRASION SPIRAL SLEEVE | 4 | |
| 42 | 1028109 | HOSE, -8, 3000, FOFS-8SW / 45FOFS-8SW, 66.75 | 2 | |
| 43 | 1032978 | HOSE, -8, 4000, FOFS-8SW / FOFS-8SW, 62.14 | 2 | |
| 44 | C1060326 | ANGLE, BRACKET ASSY. WITH WELD NUT | 2 | |
| 45 | 518-45003 | ADAPTER, BH, MJIC-8/FNPT-8 | 2 | |
| 46 | 510-50422 | TUBE ASSY. O/R | 2 | |
| 47 | 789-05147 | PLATE, SHEAR | 2 | |
| 48 | SHCS-C375B00AB0 | SOCKET HEAD CAP SCREW, 3/8-16 X 2 LEN, BO | 2 | |

WHEN ORDERING PARTS, SPECIFY MODEL NUMBER, SERIAL NUMBER AND DESCRIPTION OF PARTS REQUIRED

AUX OUTRIGGER REAR MOUNT INSTALLATION



WHEN ORDERING PARTS, SPECIFY MODEL NUMBER, SERIAL NUMBER AND DESCRIPTION OF PARTS REQUIRED

AUX OUTRIGGER REAR MOUNT INSTALLATION

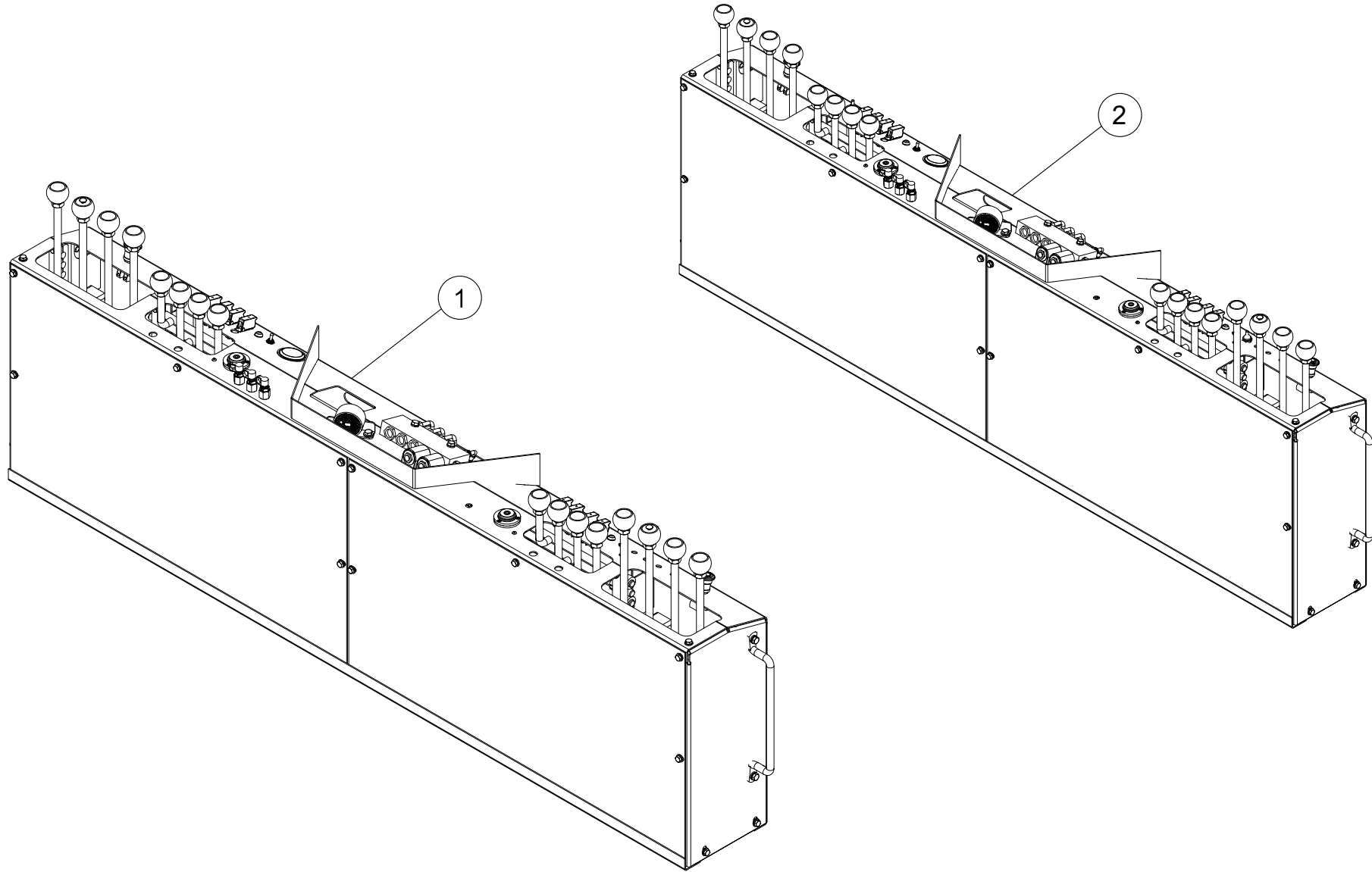
| ITEM | PART NUMBER | DESCRIPTION | QUANTITY | NOTES |
|------|----------------|--|----------|-------|
| | T122053 | AUX OUTRIGGER REAR MOUNT INSTALLATION | | |
| 1 | 400-25186 | ELEC. HNS ASSY.-O/R VLV | 1 | |
| 2 | T121809 | HARNESS AUX O/R SENSORS | 1 | |
| 3 | SHF-250C750-25 | SCR,HHCS,FL 0.25-20X0.75,ST Z GR5 | 2 | |
| 4 | W07-250X000-20 | WSH,LCK,SPLT 0.25,ST Z | 2 | |
| 5 | WAW-25WX000-20 | WSH, FL TPYA-WID 0.25 ST YZ | 2 | |
| 6 | T120495 | POSITION SENSOR COVER (GRAY) | 2 | |
| 7 | T120217 | POSITION SENSOR | 2 | |
| 8 | T121221 | HARNESS AUX C.S. O/R SENSOR | 1 | |
| 9 | T121222 | HARNESS AUX S.S. O/R SENSOR | 1 | |
| 10 | T122062 | AUX. O/R ASSEMBLY (GRAY) | 1 | |
| 11 | N05-A25F000-Y8 | NUT, HEX JAM 1.25-12 ST YZ GR8 | 8 | |
| 12 | 709-01902-2 | FRAME STIFFENER 9.63" (021-40042) | 4 | |
| 13 | 709-01902-1 | FRAME STIFFENER 9.50" (021-40046) | 4 | |
| 14 | 709-01902-3 | FRAME STIFFENER 9.75" (021-40051) | 4 | |
| 15 | 220-09090 | STUD, TIE-DOWN | 8 | |
| 16 | NYH-A25F000-22 | NUT, NYL-INS HVY 1.25-12, ST Z | 16 | |
| 17 | WAH-A2NX000-Y2 | WSH, FL HRD A-NRW 1.25 ST YZ | 16 | |
| 18 | 783-03113 | BAR, TIE DOWN SUPPORT | 4 | |
| 19 | S01-625CD00-25 | SCR, HHCS 0.625-11X4.00,ST Z GR5 | 4 | |
| 20 | NYL-625C000-25 | NUT, HEX NYL-INS 0.625-11, ST Z G5 | 4 | |
| 21 | WAH-62NX000-Y2 | WSH, FL HRD A-NRW 0.625 ST YZ | 8 | |

WHEN ORDERING PARTS, SPECIFY MODEL NUMBER, SERIAL NUMBER AND DESCRIPTION OF PARTS REQUIRED

PAGE INTENTIONALLY LEFT BLANK

CONSOLE

CONTROL CONSOLE ASSEMBLY

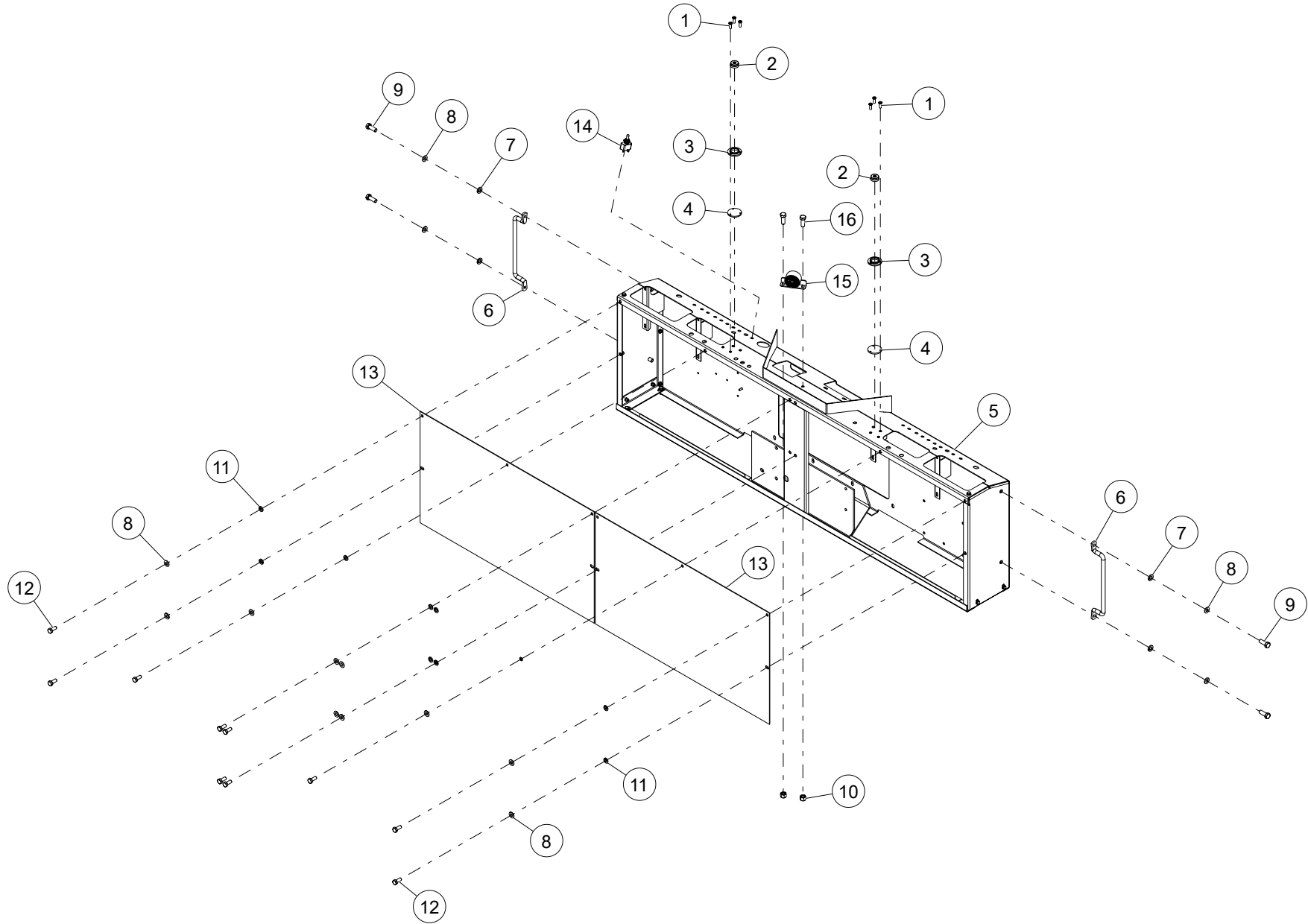


WHEN ORDERING PARTS, SPECIFY MODEL NUMBER, SERIAL NUMBER AND DESCRIPTION OF PARTS REQUIRED

CONTROL CONSOLE ASSEMBLY

| ITEM | PART NUMBER | DESCRIPTION | QUANTITY | NOTES |
|------|------------------|---------------------------------|----------|--------------|
| | 800-50054 | CONTROL CONSOLE ASSEMBLY | | |
| 1 | 800-50054-3 | CONTROL CONSOLE ASSEMBLY | 1 | SEE PAGE 170 |
| 2 | 800-50054-6 | CONTROL CONSOLE ASSEMBLY | 1 | SEE PAGE 188 |

WHEN ORDERING PARTS, SPECIFY MODEL NUMBER, SERIAL NUMBER AND DESCRIPTION OF PARTS REQUIRED



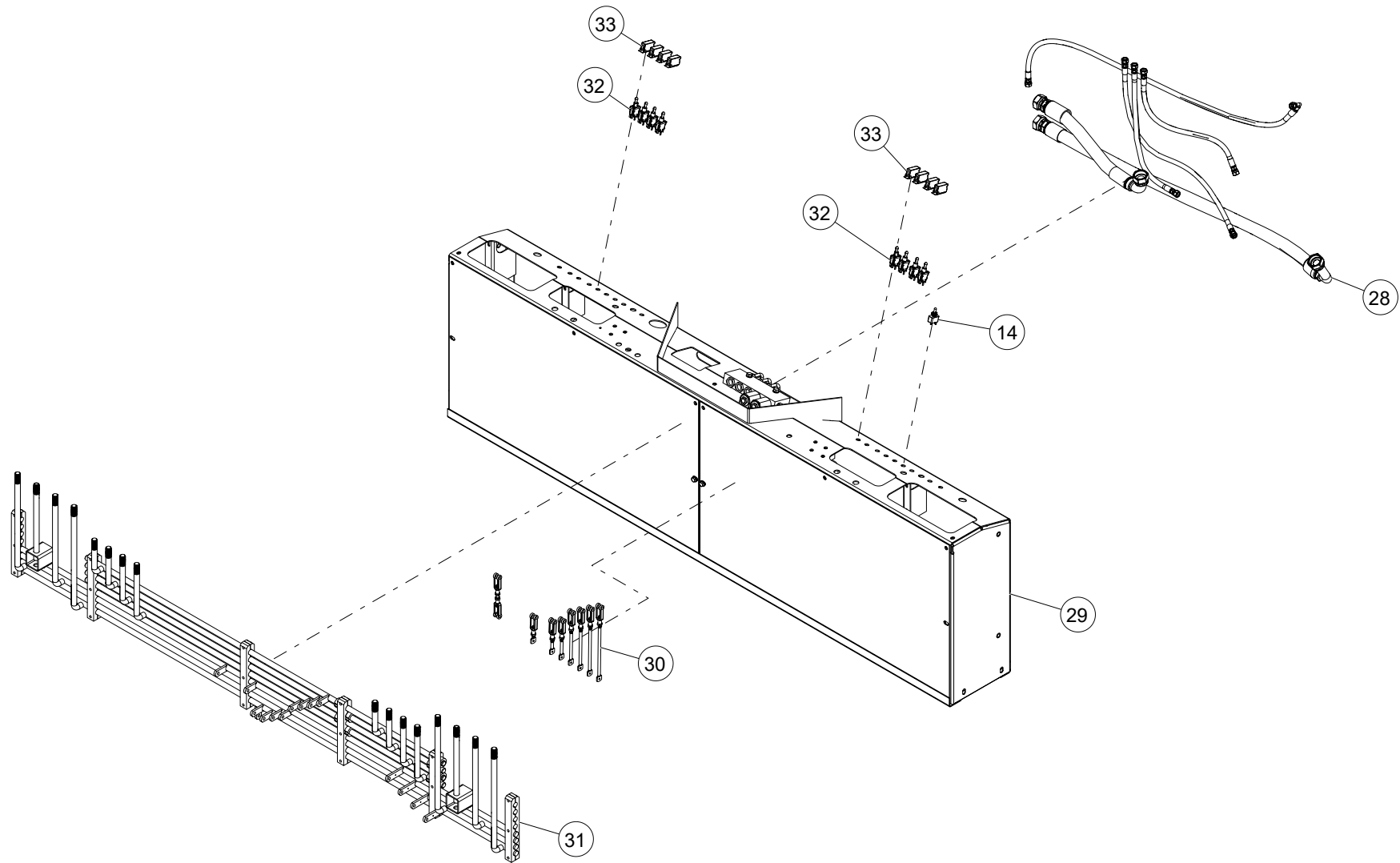
WHEN ORDERING PARTS, SPECIFY MODEL NUMBER, SERIAL NUMBER AND DESCRIPTION OF PARTS REQUIRED

| ITEM | PART NUMBER | DESCRIPTION | QUANTITY | NOTES |
|------|--------------------|---|----------|--------------------------------------|
| | 800-50054-3 | CONTROL CONSOLE ASSEMBLY | | |
| 1 | S16-164C750-20 | SCR, FSHCS 08-32 X 0.75, ST SQC | 6 | |
| 2 | 209-00832 | CIRCULAR LEVEL INDICATOR | 2 | |
| 3 | 209-00831 | LEVEL BASE, CIRCULAR LEVEL | 2 | |
| 4 | 263-00044 | GUSSET LEVEL MOUNTING | 2 | |
| 5 | T128048 | CONSOLE WELDMENT 9GRAY) FOR RCL ALARM (OLD ATYLE CONSOLE) | 1 | |
| 6 | 209-00444 | GRAB HANDLE | 2 | |
| 7 | W07-375X000-20 | WSH, LCK, MED-SPLT 0.375, ST SQC | 4 | |
| 8 | WBR-31RX875-20 | WSH, FL TYPB-REG 0.3125, ST SQC | 14 | Total 26 in CONTROL CONSOLE ASSEMBLY |
| 9 | SHF-375CA00-25 | SCR, HHCS FL 0.375-16X1.00, ST SQC G5 | 4 | |
| 10 | NYL-190C000-22 | NUT, HEX NYL-INS 10-24, ST SQC G2 | 2 | |
| 11 | W07-312X000-20 | WSH, LCK, MED-SPLT 0.3125, ST SQC | 10 | Total 22 in CONTROL CONSOLE ASSEMBLY |
| 12 | SHF-312C750-25 | SCR,HHCS FL 0.312-18X0.75, ST SQC G5 | 10 | Total 22 in CONTROL CONSOLE ASSEMBLY |
| 13 | 802-01390-P7 | COVER, CONSOLE-FRONT (GRAY) | 2 | |
| 14 | 400-04123 | SWITCH START/STOP | 1 | Total 2 in CONTROL CONSOLE ASSEMBLY |
| 15 | 400-05334 | HORN, ATB/ECA T | 1 | |
| 16 | SL5-190C750-20 | SCR, CREC RND MS, 10-24 X 0.75, ST SQC | 2 | |

WHEN ORDERING PARTS, SPECIFY MODEL NUMBER, SERIAL NUMBER AND DESCRIPTION OF PARTS REQUIRED

| ITEM | PART NUMBER | DESCRIPTION | QUANTITY | NOTES |
|------|--------------------|-------------------------------------|----------|-------|
| | 800-50054-3 | CONTROL CONSOLE ASSEMBLY | | |
| 17 | 802-01489-P7 | COVER, END CONSOLE-CS (GRAY) | 1 | |
| 18 | N04-312C000-25 | NUT,HEX 0.3125-18, ST SQC G5 | 6 | |
| 19 | 400-15086 | NYLON CABLE TIE (7" LG.) | 5 | |
| 20 | 1223-387 | HORN 12 VOLT FANFARE | 1 | |
| 21 | WAW-25WX000-20 | WSH, FL TYPA-WID 0.25, ST SQC | 2 | |
| 22 | NYL-250C000-25 | NUT, HEX NYL-INS 0.25-20, ST SQC G5 | 1 | |
| 23 | 802-01490-P7 | COVER, END CONSOLE-S S (GRAY) | 1 | |
| 24 | T160366 | SWITCH, E-STOP | 2 | |
| 25 | 400-04125 | SWITCH MOMENTARY | 2 | |
| 26 | 1245-162 | METER, HOUR | 1 | |
| 27 | SHF-250C750-25 | SCR, HHCS FT 0.25X0.75, ST SQC G5 | 1 | |

WHEN ORDERING PARTS, SPECIFY MODEL NUMBER, SERIAL NUMBER AND DESCRIPTION OF PARTS REQUIRED

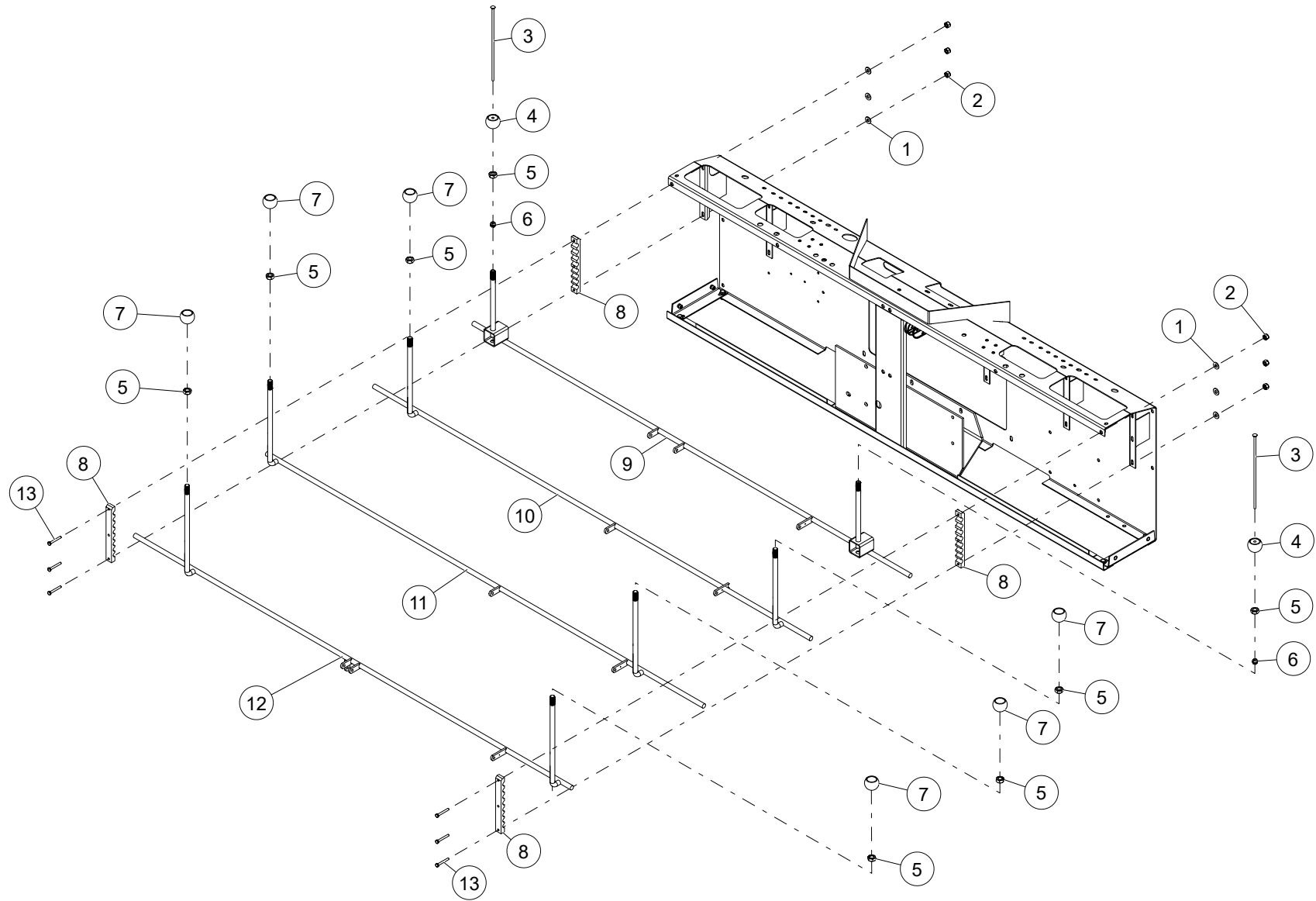


WHEN ORDERING PARTS, SPECIFY MODEL NUMBER, SERIAL NUMBER AND DESCRIPTION OF PARTS REQUIRED

| ITEM | PART NUMBER | DESCRIPTION | QUANTITY | NOTES |
|------|--------------------|---|----------|--------------|
| | 800-50054-3 | CONTROL CONSOLE ASSEMBLY | | |
| 28 | 503-92025 | HOSE KIT- CONTROL ASSY | 1 | SEE PAGE 184 |
| 29 | T128052 | CONTROL CONSOLE FOR RCL ALARM & COVERS (GRAY) KIT | 1 | |
| 30 | 806-00247 | KIT-CONTROL LINK ASSY, TRIPLE PUMP | 1 | SEE PAGE 180 |
| 31 | T128313 | KIT, CONTROL HANDLE WELDMENY | 1 | SEE PAGE 176 |
| 32 | 400-04122 | TOGGLE SWITCH | 8 | |
| 33 | 400-04036 | GUARD, SWITCH | 8 | |
| 34* | NYL-164C000-22 | NUT, HEX NYL-INS 08-32, ST SQC G2 | 6 | |
| 35* | 222-40007 | WASHER, PUSH-ON RETAINER, 1/4" DIA | 2 | |
| 36* | T135349 | HARNESS BT CONTROL CONSOLE | 1 | |
| 37* | 12147-1 | CHANNEL U ATLA X-1045 | 3IN | |
| 38* | 400-25189 | HARNESS ASSY, CON. AUX O/R | 2 | |
| 39* | 400-25191 | HARNESS AUX O/R DIVERTER | 1 | |

* NOT SHOWN IN THE ILLUSTRATION

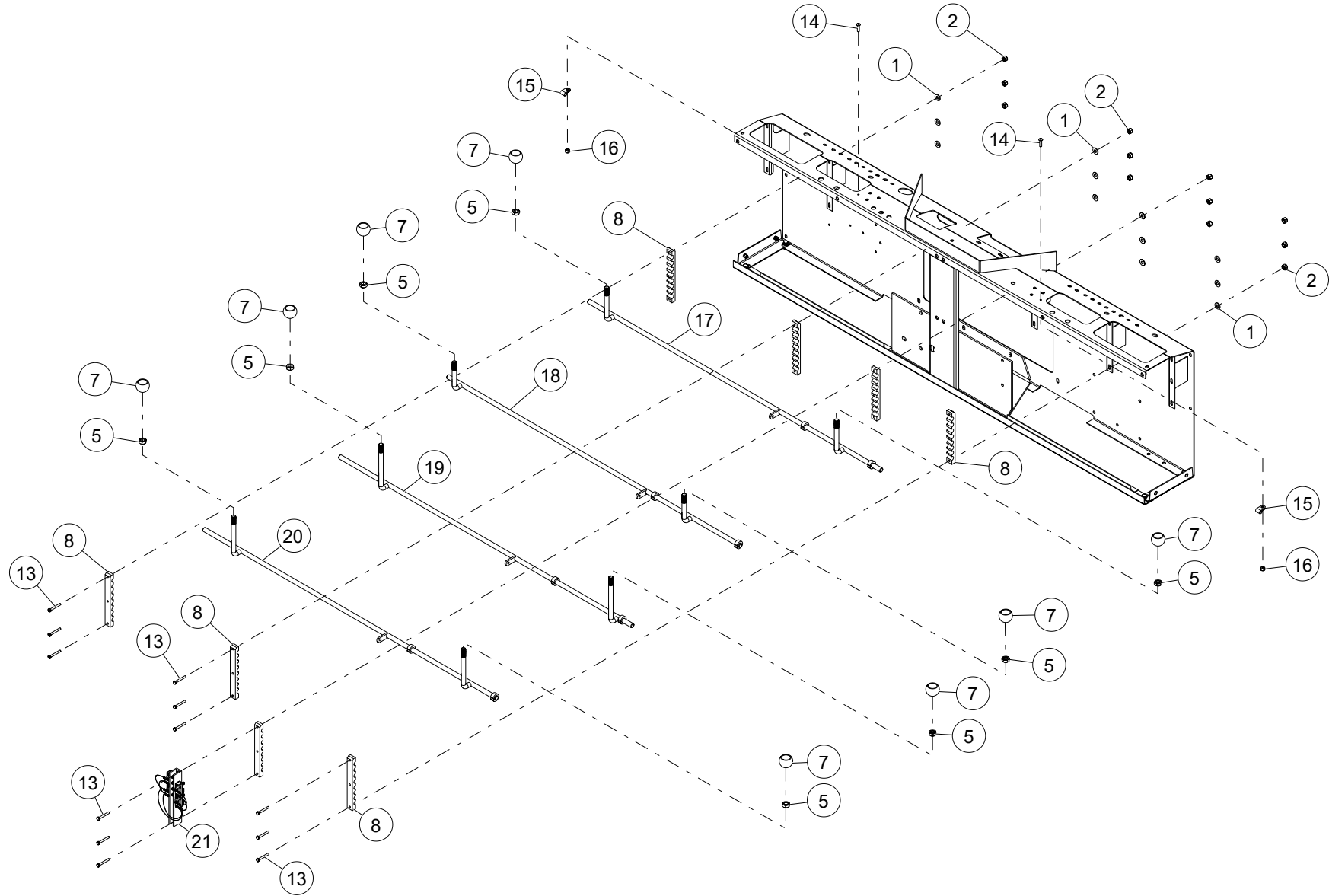
WHEN ORDERING PARTS, SPECIFY MODEL NUMBER, SERIAL NUMBER AND DESCRIPTION OF PARTS REQUIRED



WHEN ORDERING PARTS, SPECIFY MODEL NUMBER, SERIAL NUMBER AND DESCRIPTION OF PARTS REQUIRED

| ITEM | PART NUMBER | DESCRIPTION | QUANTITY | NOTES |
|------|----------------|--------------------------------------|----------|--|
| | T128313 | KIT, CONTROL HANDLE WELDMENT | | |
| 1 | WBR-25RX734-20 | WSH, FL TYPB-REG 0.25, ST SQC G5 | 6 | Total 18 in KIT, CONTROL HANDLE WELDMENT |
| 2 | NYL-250C000-25 | NUT, HEX NYL-INS 0.25-20, ST SQC G5 | 6 | Total 18 in KIT, CONTROL HANDLE WELDMENT |
| 3 | 809-00385 | ROD, 2 SPEED WINCH | 2 | |
| 4 | 808-00049 | KNOB, CONTROL WINCH (BLACK) | 2 | |
| 5 | N05-625C000-25 | NUT, HEX, JAM 0.625-11, ST SQC G5 | 8 | Total 8 in KIT, CONTROL HANDLE WELDMENT |
| 6 | 400-04125 | SWITCH MOMENTARY | 2 | |
| 7 | 808-00048 | KNOB, CONTROL (BLACK) | 6 | Total 14 in KIT, CONTROL HANDLE WELDMENT |
| 8 | 709-01119 | BEARING BLK, CONTROL HANDLE | 4 | Total 12 in KIT, CONTROL HANDLE WELDMENT |
| 9 | T128309 | CONTROL HANDLE WELDMENT (WINCH) | 1 | |
| 10 | T128310 | CONTROL HANDLE WELDMENT (TELE) | 1 | |
| 11 | T128311 | CONTROL HANDLE WELDMENT (BOOM HOIST) | 1 | |
| 12 | T128312 | CONTROL HANDLE WELDMENT (SWING) | 1 | |
| 13 | S01-250CB00-25 | SCR, HHCS 0.25-20X2.00, T SQC G5 | 6 | Total 18 in KIT, CONTROL HANDLE WELDMENT |

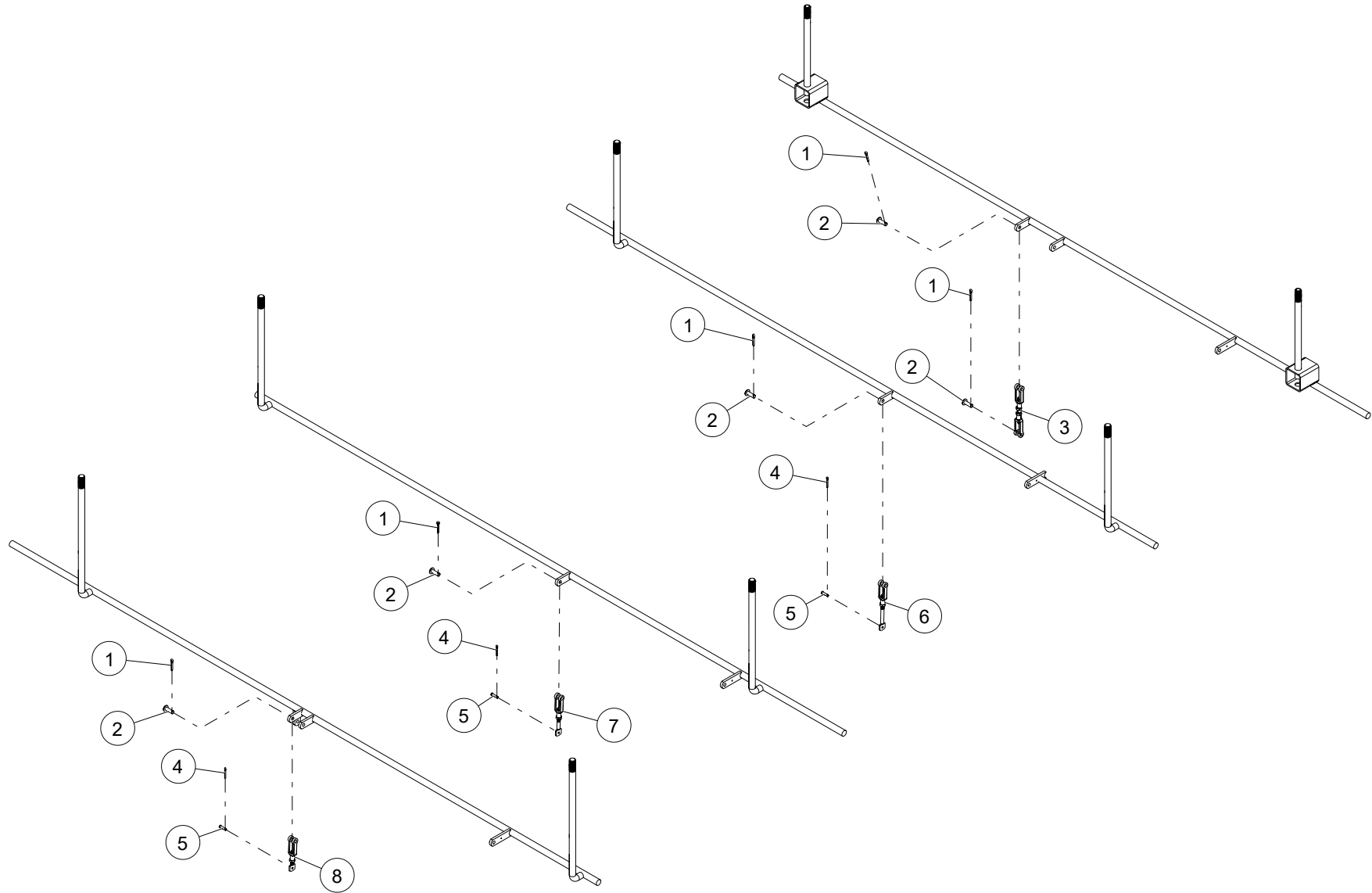
WHEN ORDERING PARTS, SPECIFY MODEL NUMBER, SERIAL NUMBER AND DESCRIPTION OF PARTS REQUIRED



WHEN ORDERING PARTS, SPECIFY MODEL NUMBER, SERIAL NUMBER AND DESCRIPTION OF PARTS REQUIRED

| ITEM | PART NUMBER | DESCRIPTION | QUANTITY | NOTES |
|------|----------------|--|----------|-------|
| | T128313 | KIT, CONTROL HANDLE WELDMENT | | |
| 14 | SL5-190C750-20 | SCR, CREC RND MS, 10-24 X 0.75, ST SQC | 2 | |
| 15 | MK765 | CLAMP, RUBBER | 2 | |
| 16 | NYL-190C000-22 | NUT, HEX NYL-INS 10-24, ST SQC G2 | 2 | |
| 17 | 804-00809 | CONTROL, HANDLEWELD, C.S. STB | 1 | |
| 18 | 804-00810 | CONTROL, HANDLEWELD, S.S. STB | 1 | |
| 19 | 804-00811 | CONTROL, HANDLEWELD, C.S. O/R | 1 | |
| 20 | 804-00812 | CONTROL, HANDLEWELD, S.S. O/R | 1 | |
| 21 | 400-24062 | SUB ASSY, O/R ALARM SWITCH | 1 | |

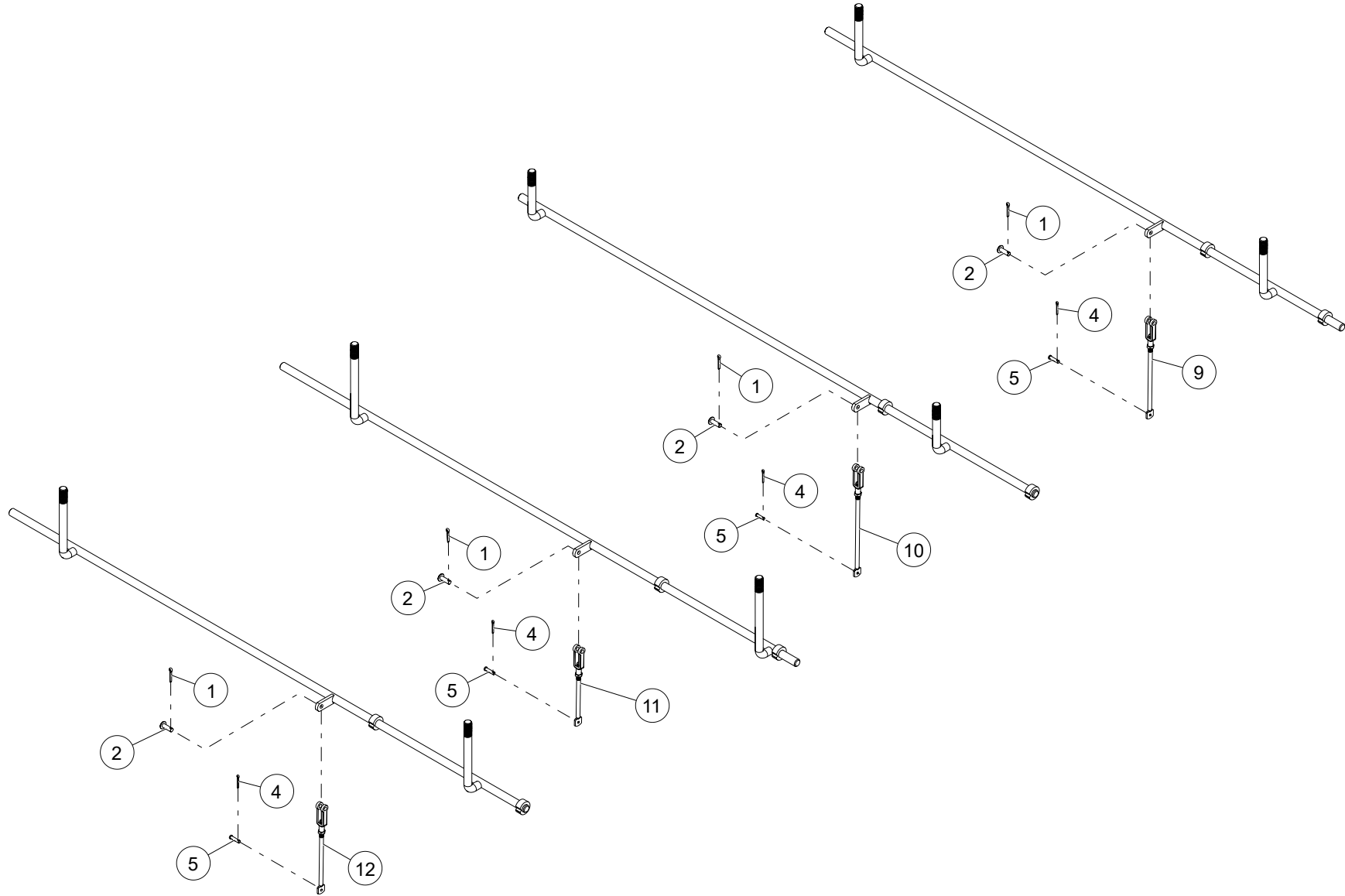
WHEN ORDERING PARTS, SPECIFY MODEL NUMBER, SERIAL NUMBER AND DESCRIPTION OF PARTS REQUIRED



WHEN ORDERING PARTS, SPECIFY MODEL NUMBER, SERIAL NUMBER AND DESCRIPTION OF PARTS REQUIRED

| ITEM | PART NUMBER | DESCRIPTION | QUANTITY | NOTES |
|------|------------------|---|----------|---|
| | 806-00247 | KIT-CONTROL LINK ASSY, TRIPLE PUMP | | |
| 1 | P02-125X750-20 | PIN, COTTER 0.125X0.75, ST Z | 5 | Total 9 in KIT-CONTROL LINK ASSY, TRIPLE PUMP |
| 2 | 870-00129 | PIN, CLEVIS 5/16" DIA X 1.00 LG | 5 | Total 9 in KIT-CONTROL LINK ASSY, TRIPLE PUMP |
| 3 | 806-00243 | CTRL LINK ASSY, - WINCH (2-1139) | 1 | |
| 4 | P02-093X750-20 | PIN, COTTER 0.093X0.75, ST SQC | 3 | Total 7 in KIT-CONTROL LINK ASSY, TRIPLE PUMP |
| 5 | 870-00044 | PIN, CLEVIS 3/16" DIA X .75 LG | 3 | Total 7 in KIT-CONTROL LINK ASSY, TRIPLE PUMP |
| 6 | 806-00237 | CTRL LINK ASSY, - TELE (2-1139) | 1 | |
| 7 | 806-00236 | CTRL LINK ASSY, - BOOM (2-1139) | 1 | |
| 8 | 806-00235 | CTRL LINK ASSY, - SWING (2-1139) | 1 | |

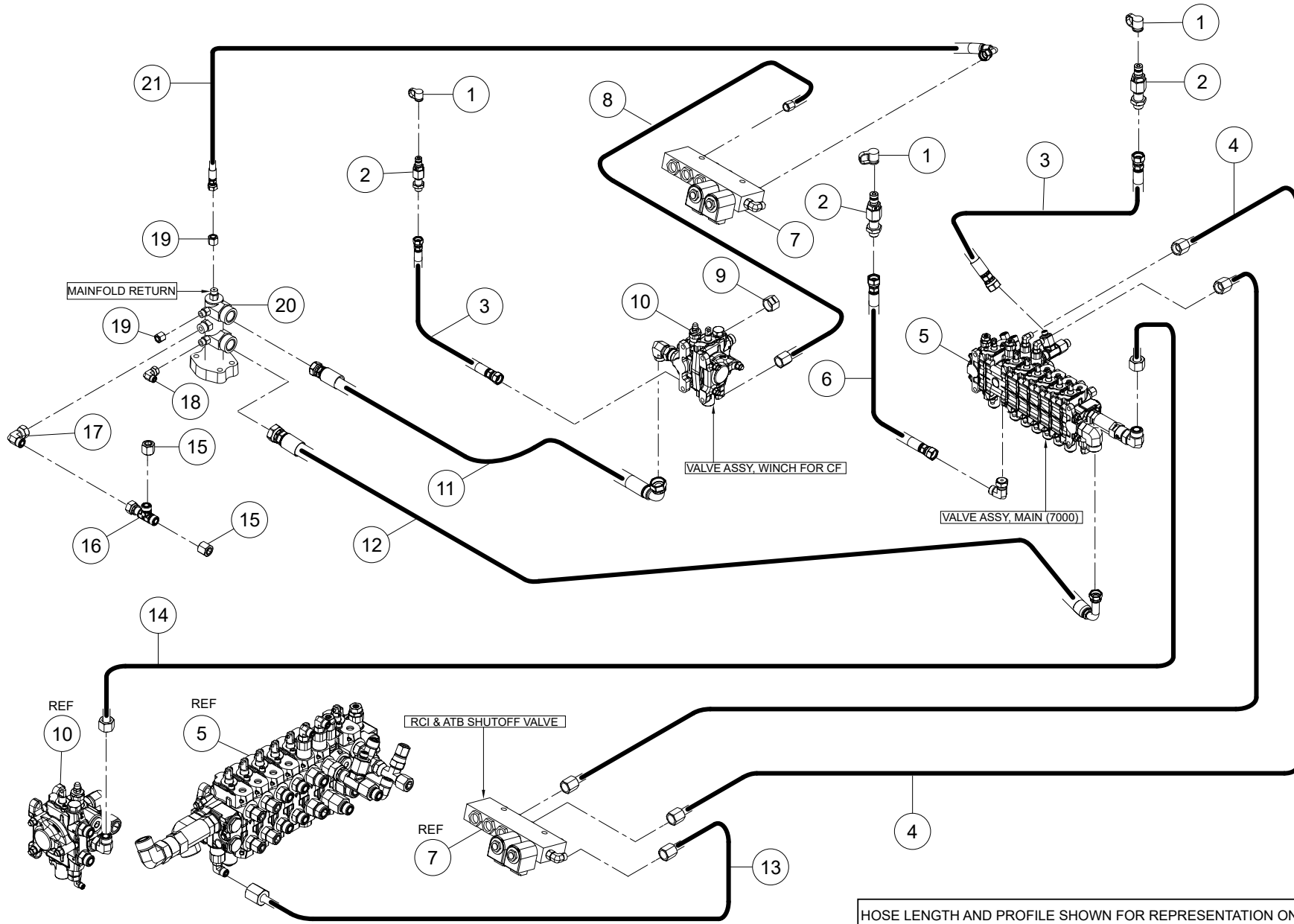
WHEN ORDERING PARTS, SPECIFY MODEL NUMBER, SERIAL NUMBER AND DESCRIPTION OF PARTS REQUIRED



WHEN ORDERING PARTS, SPECIFY MODEL NUMBER, SERIAL NUMBER AND DESCRIPTION OF PARTS REQUIRED

| ITEM | PART NUMBER | DESCRIPTION | QUANTITY | NOTES |
|------|------------------|---|----------|-------|
| | 806-00247 | KIT-CONTROL LINK ASSY, TRIPLE PUMP | | |
| 9 | 806-00240 | CTRL LINK ASSY, - C.S. STB (2-1139) | 1 | |
| 10 | 806-00241 | CTRL LINK ASSY, S.S. SB (2-1139) | 1 | |
| 11 | 806-00238 | CTRL LINK ASSY, C.S. O.R. (2-1139) | 1 | |
| 12 | 806-00239 | CTRL LINK ASSY, S.S. O/R (2-1139) | 1 | |

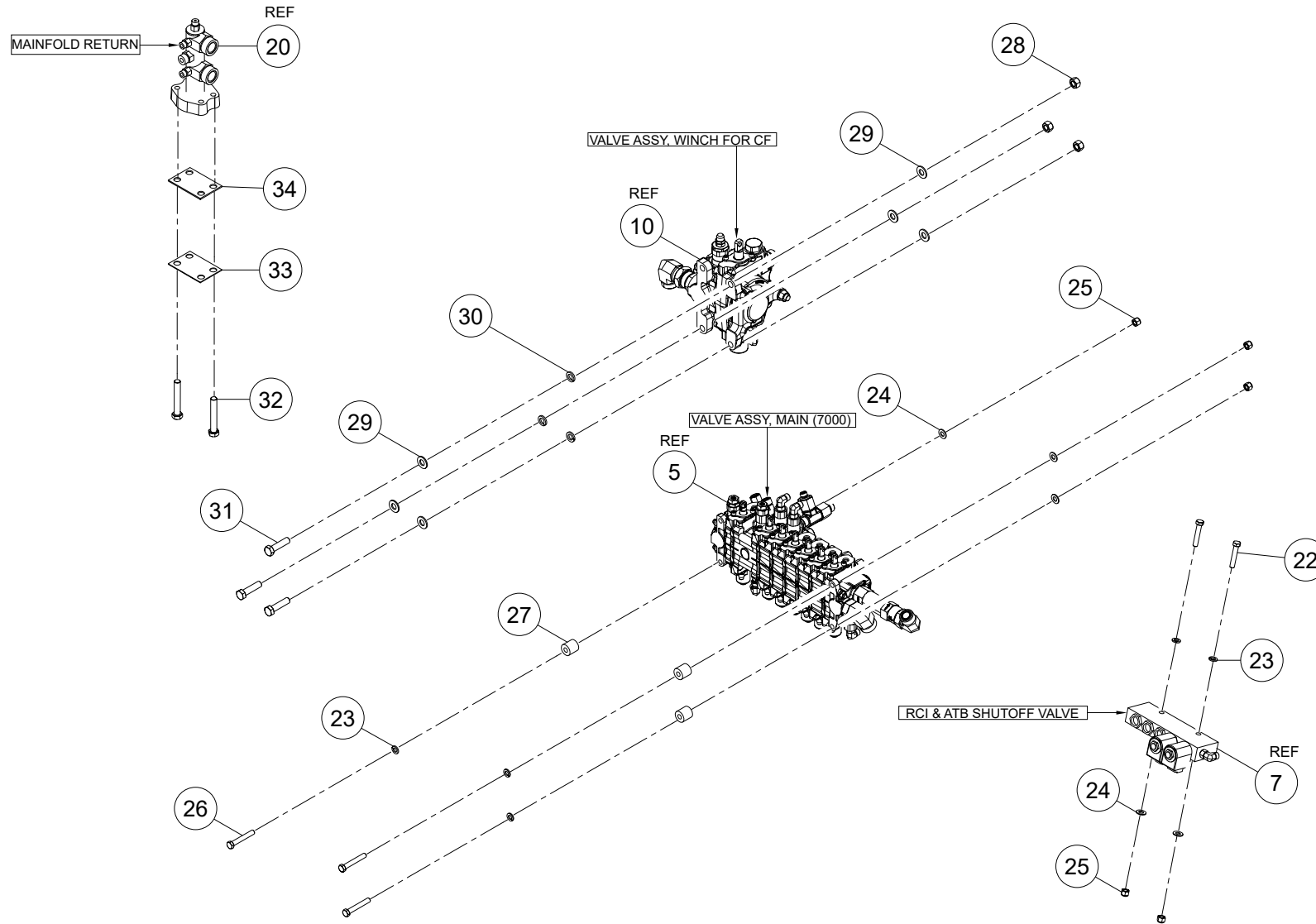
WHEN ORDERING PARTS, SPECIFY MODEL NUMBER, SERIAL NUMBER AND DESCRIPTION OF PARTS REQUIRED



WHEN ORDERING PARTS, SPECIFY MODEL NUMBER, SERIAL NUMBER AND DESCRIPTION OF PARTS REQUIRED

| ITEM | PART NUMBER | DESCRIPTION | QUANTITY | NOTES |
|------|------------------|---|----------|-------|
| | 503-92025 | HOSE KIT- CONTROL ASSY | | |
| 1 | 12019-558 | DUST CAP, HQC-4 | 3 | |
| 2 | 518-20013 | TEST PORT BULKHEAD SEAL-LOK #4 OFS | 3 | |
| 3 | 502-11308 | HOSE ASSY, TEST PORT-WINCH/SWING VALVES | 2 | |
| 4 | 510-20372 | TUBE ASSY- TELESCOPE UNLOAD | 2 | |
| 5 | 500-01804-3 | VALVE ASSY, MAIN W/CF WINCH 7000 | 1 | |
| 6 | 502-10973 | HOSE ASSY, TEST PORT-SHUTTLE VALVE | 1 | |
| 7 | 500-01397 | VALVE ASSY, UNLOAD W/FTGS | 1 | |
| 8 | 510-20459 | TUBE ASSY- WINCH UNLOAD | 1 | |
| 9 | 519-70032 | CAP, OFS-12 | 1 | |
| 10 | 500-01803-1 | VALVE ASSY, WINCH FOR CF | 1 | |
| 11 | 502-50314 | HOSE ASSY, VALVE RETURN | 1 | |
| 12 | 502-50313 | HOSE ASSY, VALVE RETURN | 1 | |
| 13 | 510-20457 | TUBE ASSY- UNLOAD VLV SUP | 1 | |
| 14 | 510-70773 | TUBE ASSY- POWER BEYOND | 1 | |
| 15 | 519-50010 | CAP #8 OFS | 2 | |
| 16 | 516-85006 | TEE 2XM8 OFS XM8 OFS | 1 | |
| 17 | 514-65004 | ELBOW, SN #8 OFS | 1 | |
| 18 | 514-62002 | ELBOW 90, MOFS-4/FOFS-4SW | 1 | |
| 19 | 519-20004 | CAP #4 OFS | 2 | |
| 20 | 519-90051 | MAINFOLD, RETURN | 1 | |
| 21 | 502-10999 | HOSE ASSY, UNLOAD VALVE RETURN | 1 | |

WHEN ORDERING PARTS, SPECIFY MODEL NUMBER, SERIAL NUMBER AND DESCRIPTION OF PARTS REQUIRED

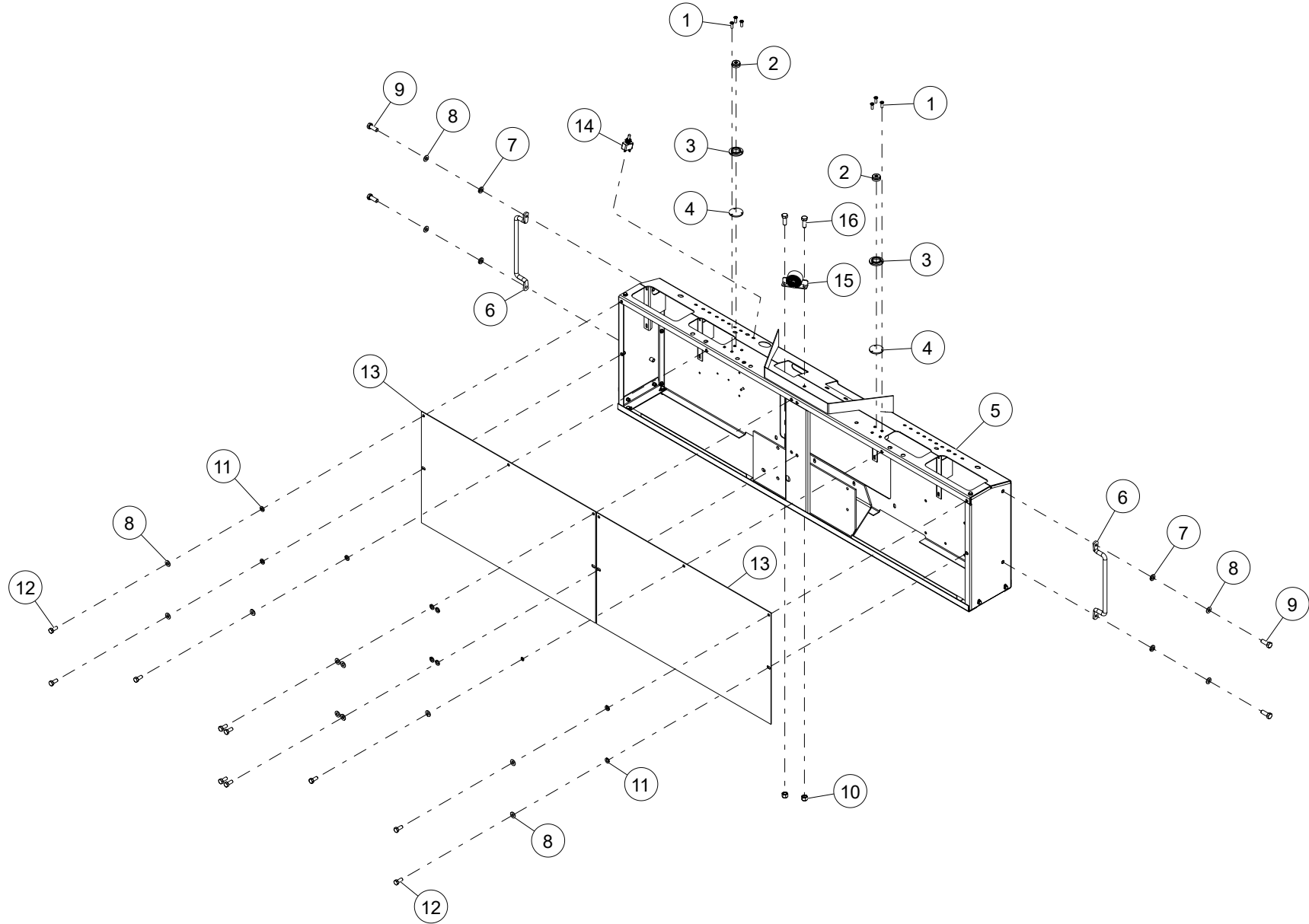


HOSE LENGTH AND PROFILE SHOWN FOR REPRESENTATION ONLY.

WHEN ORDERING PARTS, SPECIFY MODEL NUMBER, SERIAL NUMBER AND DESCRIPTION OF PARTS REQUIRED

| ITEM | PART NUMBER | DESCRIPTION | QUANTITY | NOTES |
|------|------------------|-------------------------------------|----------|-------|
| | 503-92025 | HOSE KIT- CONTROL ASSY | | |
| 22 | S01-375CB00-25 | SCR, HHCS 0.735-16X2.00, ST SQC G5 | 2 | |
| 23 | W07-375X000-20 | WSH, LCK, MED-SPLT 0.375, ST SQC | 5 | |
| 24 | WBR-37RXA00-20 | WSH, FL TYPB-REG 0.375, ST SQC | 5 | |
| 25 | N04-375C000-25 | NUT, HEX 0.375-16, ST SQC G5 | 5 | |
| 26 | S01-375CB50-25 | SCR, HHCS 0.375-16X2.50, ST SQC G5 | 3 | |
| 27 | 001-20057 | SPACER, VALVE SPACER | 3 | |
| 28 | N04-500C000-25 | NUT, HEX 0.50-13, ST SQC G5 | 3 | |
| 29 | WBR-50RXA37-20 | WSH, FL TYPB-REG 0.50, ST SQC | 6 | |
| 30 | W07-500X000-20 | WSH,LCK, MED-SPLT 0.50, ST SQC | 3 | |
| 31 | S01-500CB00-25 | SCR, HHCS 0.50-13X2.00, ST SQC G5 | 3 | |
| 32 | SHF-500CA00-25 | SCR, HHCS 0.50-12 X 1.25, ST SQC G5 | 2 | |
| 33 | 263-00041 | GUSSET BLOCK -OFF PLATE | 1 | |
| 34 | 519-00008 | BLOCK-OFF PLATE | 1 | |

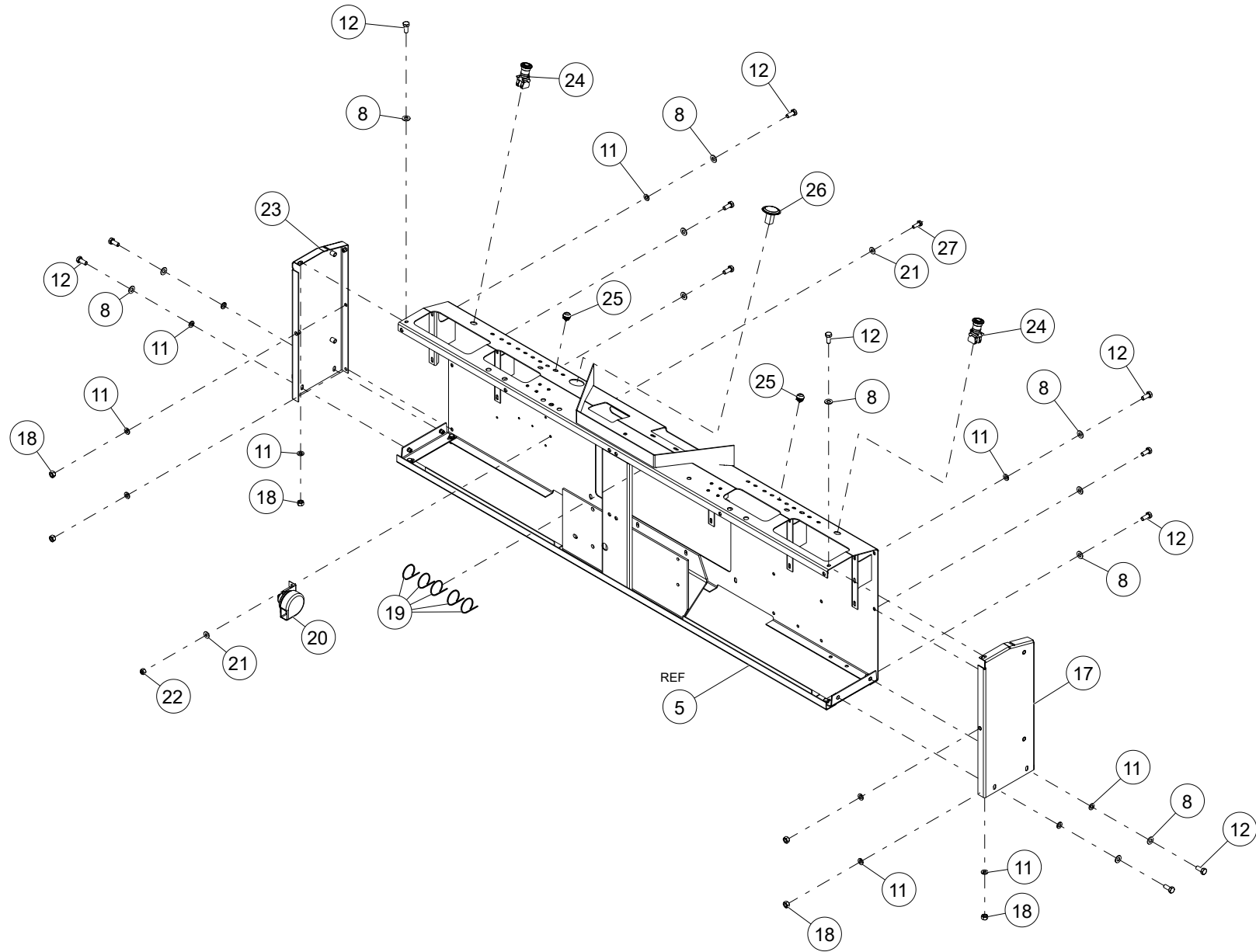
WHEN ORDERING PARTS, SPECIFY MODEL NUMBER, SERIAL NUMBER AND DESCRIPTION OF PARTS REQUIRED



WHEN ORDERING PARTS, SPECIFY MODEL NUMBER, SERIAL NUMBER AND DESCRIPTION OF PARTS REQUIRED

| ITEM | PART NUMBER | DESCRIPTION | QUANTITY | NOTES |
|------|--------------------|---|----------|--------------------------------------|
| | 800-50054-6 | CONTROL CONSOLE ASSEMBLY | | |
| 1 | S16-164C750-20 | SCR, FSHCS 08-32 X 0.75, ST SQC | 6 | |
| 2 | 209-00832 | CIRCULAR LEVEL INDICATOR | 2 | |
| 3 | 209-00831 | LEVEL BASE, CIRCULAR LEVEL | 2 | |
| 4 | 263-00044 | GUSSET LEVEL MOUNTING | 2 | |
| 5 | T128048 | CONSOLE WELDMENT 9GRAY) FOR RCL ALARM (OLD ATYLE CONSOLE) | 1 | |
| 6 | 209-00444 | GRAB HANDLE | 2 | |
| 7 | W07-375X000-20 | WSH, LCK, MED-SPLT 0.375, ST SQC | 4 | |
| 8 | WBR-31RX875-20 | WSH, FL TYPB-REG 0.3125, ST SQC | 14 | Total 26 in CONTROL CONSOLE ASSEMBLY |
| 9 | SHF-375CA00-25 | SCR, HHCS FL 0.375-16X1.00, ST SQC G5 | 4 | |
| 10 | NYL-190C000-22 | NUT, HEX NYL-INS 10-24, ST SQC G2 | 2 | Total 4 in CONTROL CONSOLE ASSEMBLY |
| 11 | W07-312X000-20 | WSH, LCK, MED-SPLT 0.3125, ST SQC | 10 | Total 22 in CONTROL CONSOLE ASSEMBLY |
| 12 | SHF-312C750-25 | SCR,HHCS FL 0.312-18X0.75, ST SQC G5 | 10 | Total 22 in CONTROL CONSOLE ASSEMBLY |
| 13 | 802-01390-P7 | COVER, CONSOLE-FRONT (GRAY) | 2 | |
| 14 | 400-04123 | SWITCH START/STOP | 2 | |
| 15 | 400-05334 | HORN, ATB/ECA T | 1 | |
| 16 | SL5-190C750-20 | SCR, CREC RND MS, 10-24 X 0.75, ST SQC | 2 | Total 4 in CONTROL CONSOLE ASSEMBLY |

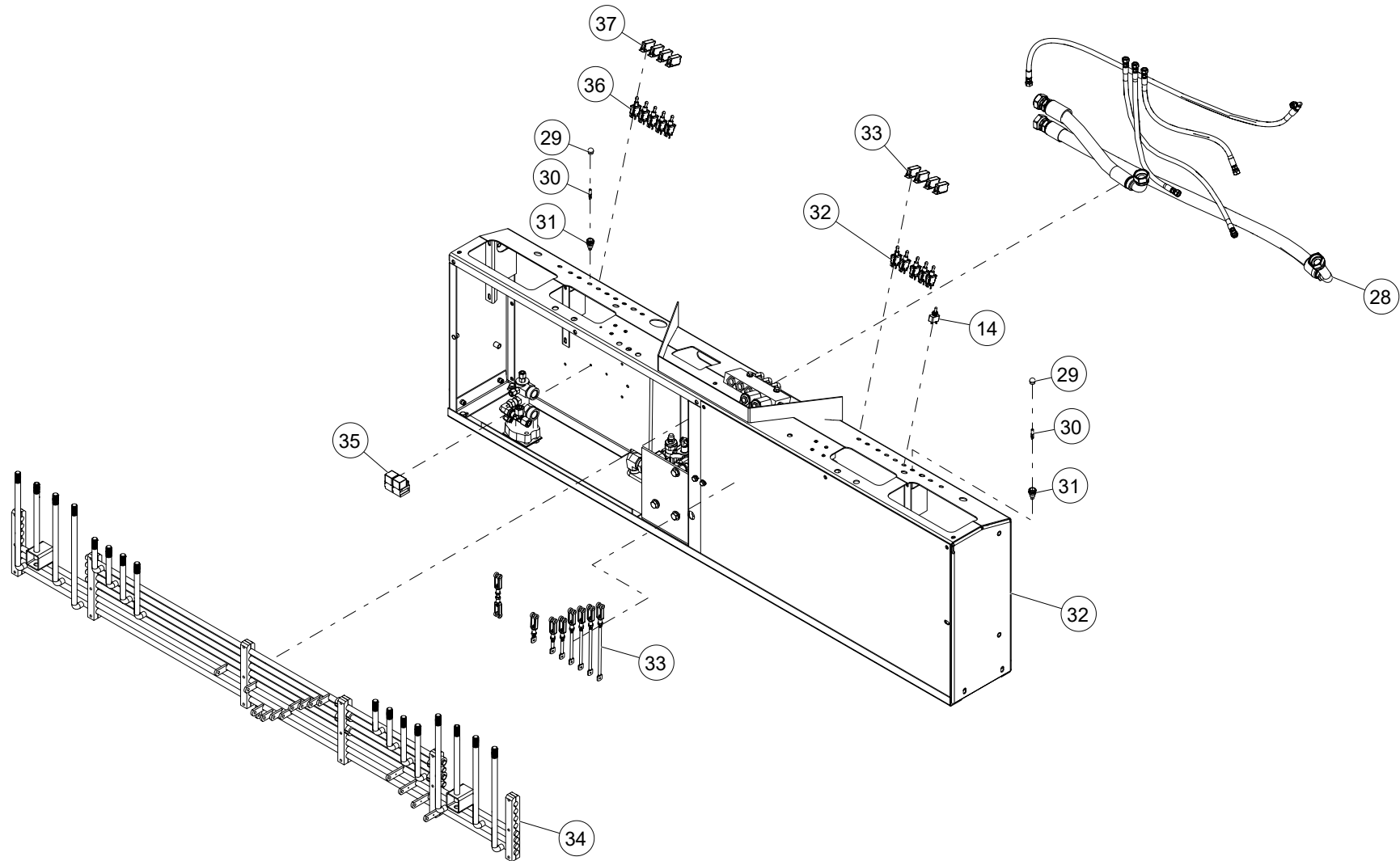
WHEN ORDERING PARTS, SPECIFY MODEL NUMBER, SERIAL NUMBER AND DESCRIPTION OF PARTS REQUIRED



WHEN ORDERING PARTS, SPECIFY MODEL NUMBER, SERIAL NUMBER AND DESCRIPTION OF PARTS REQUIRED

| ITEM | PART NUMBER | DESCRIPTION | QUANTITY | NOTES |
|------|--------------------|-------------------------------------|----------|-------|
| | 800-50054-6 | CONTROL CONSOLE ASSEMBLY | | |
| 17 | 802-01489-P7 | COVER, END CONSOLE-CS (GRAY) | 1 | |
| 18 | N04-312C000-25 | NUT,HEX 0.3125-18, ST SQC G5 | 6 | |
| 19 | 400-15086 | NYLON CABLE TIE (7" LG.) | 5 | |
| 20 | 1223-387 | HORN 12 VOLT FANFARE | 1 | |
| 21 | WAW-25WX000-20 | WSH, FL TYPA-WID 0.25, ST SQC | 2 | |
| 22 | NYL-250C000-25 | NUT, HEX NYL-INS 0.25-20, ST SQC G5 | 1 | |
| 23 | 802-01490-P7 | COVER, END CONSOLE-S S (GRAY) | 1 | |
| 24 | T160366 | SWITCH, E-STOP | 2 | |
| 25 | 400-04125 | SWITCH MOMENTARY | 2 | |
| 26 | 1245-162 | METER, HOUR | 1 | |
| 27 | SHF-250C750-25 | SCR, HHCS FT 0.25X0.75, ST SQC G5 | 1 | |

WHEN ORDERING PARTS, SPECIFY MODEL NUMBER, SERIAL NUMBER AND DESCRIPTION OF PARTS REQUIRED

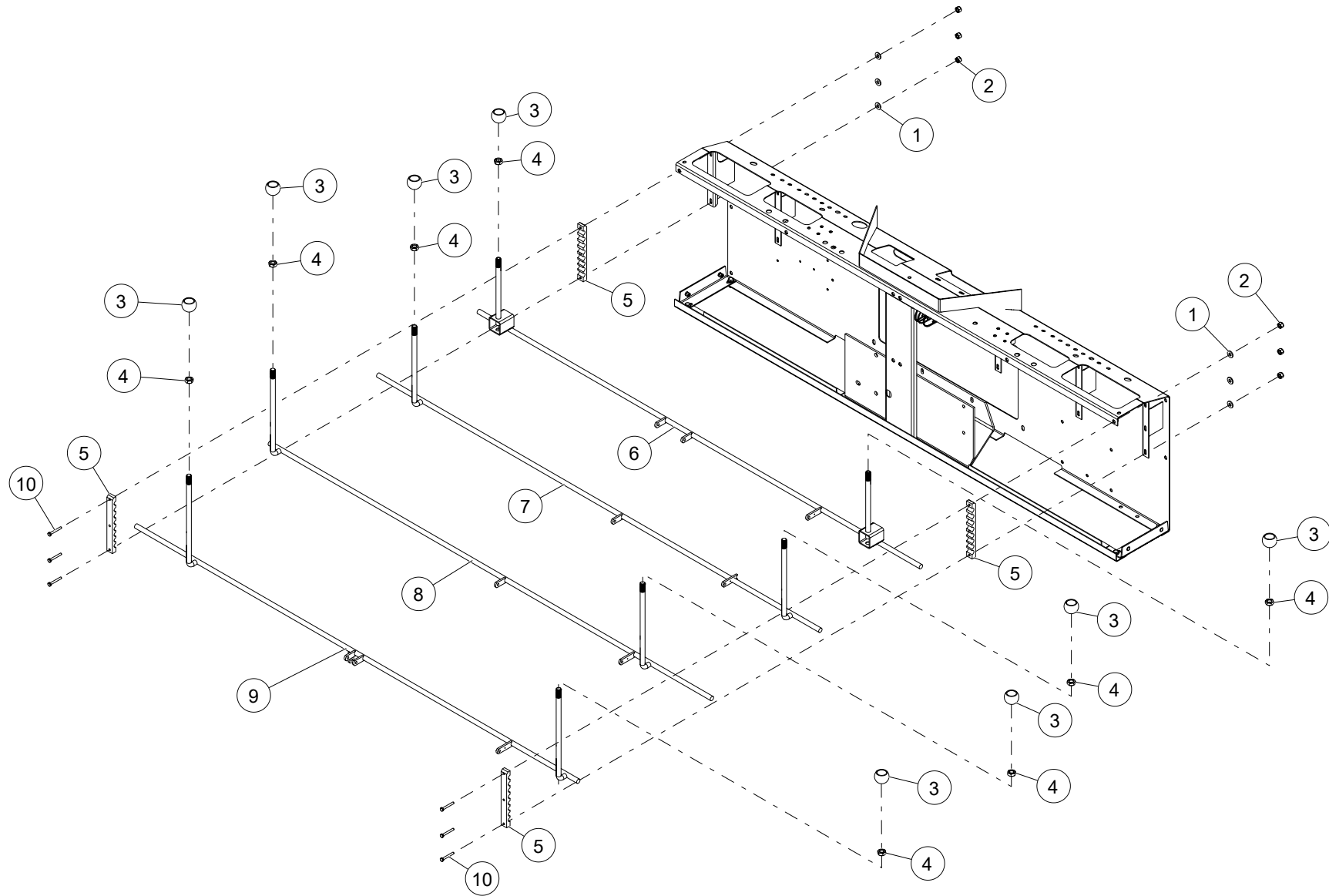


WHEN ORDERING PARTS, SPECIFY MODEL NUMBER, SERIAL NUMBER AND DESCRIPTION OF PARTS REQUIRED

| ITEM | PART NUMBER | DESCRIPTION | QUANTITY | NOTES |
|------|--------------------|--|----------|--------------|
| | 800-50054-6 | CONTROL CONSOLE ASSEMBLY | | |
| 28 | 503-92025 | HOSE KIT- CONTROLASSY | 1 | SEE PAGE 202 |
| 29 | 1223-1022 | LENS (RED) (MS WINCH) | 2 | |
| 30 | 1223-1021 | LAMP 12PSB | 2 | |
| 31 | 1223-1020 | SOCKET (MS WINCH & AUX O/R SENSOR) | 2 | |
| 32 | T128052 | CONTROL CONSOLE FOR RCLALARM & COVERS (GRAY) KIT | 1 | |
| 33 | 806-00247 | KIT-CONTROL LINK ASSY, TRIPLE PUMP | 1 | SEE PAGE 198 |
| 34 | T128313 | KIT, CONTROL HANDLE WELDMENY | 1 | SEE PAGE 194 |
| 35 | 400-02449 | LATCH RELAY MS WINCH | 1 | |
| 36 | 400-04122 | TOGGLE SWITCH | 10 | |
| 37 | 400-04036 | GUARD, SWITCH | 8 | |
| 38* | NYL-164C000-22 | NUT, HEX NYL-INS 08-32, ST SQC G2 | 6 | |
| 39* | T135349 | HARNESS BT CONTROL CONSOLE | 1 | |
| 40* | 12147-1 | CHANNEL U ATLA X-1045 | 3IN | |
| 41* | 400-25189 | HARNESS ASSY, CON. AUX O/R | 2 | |
| 42* | 400-25191 | HARNESS AUX O/R DIVERTER | 1 | |

* NOT SHOWN IN THE ILLUSTRATION

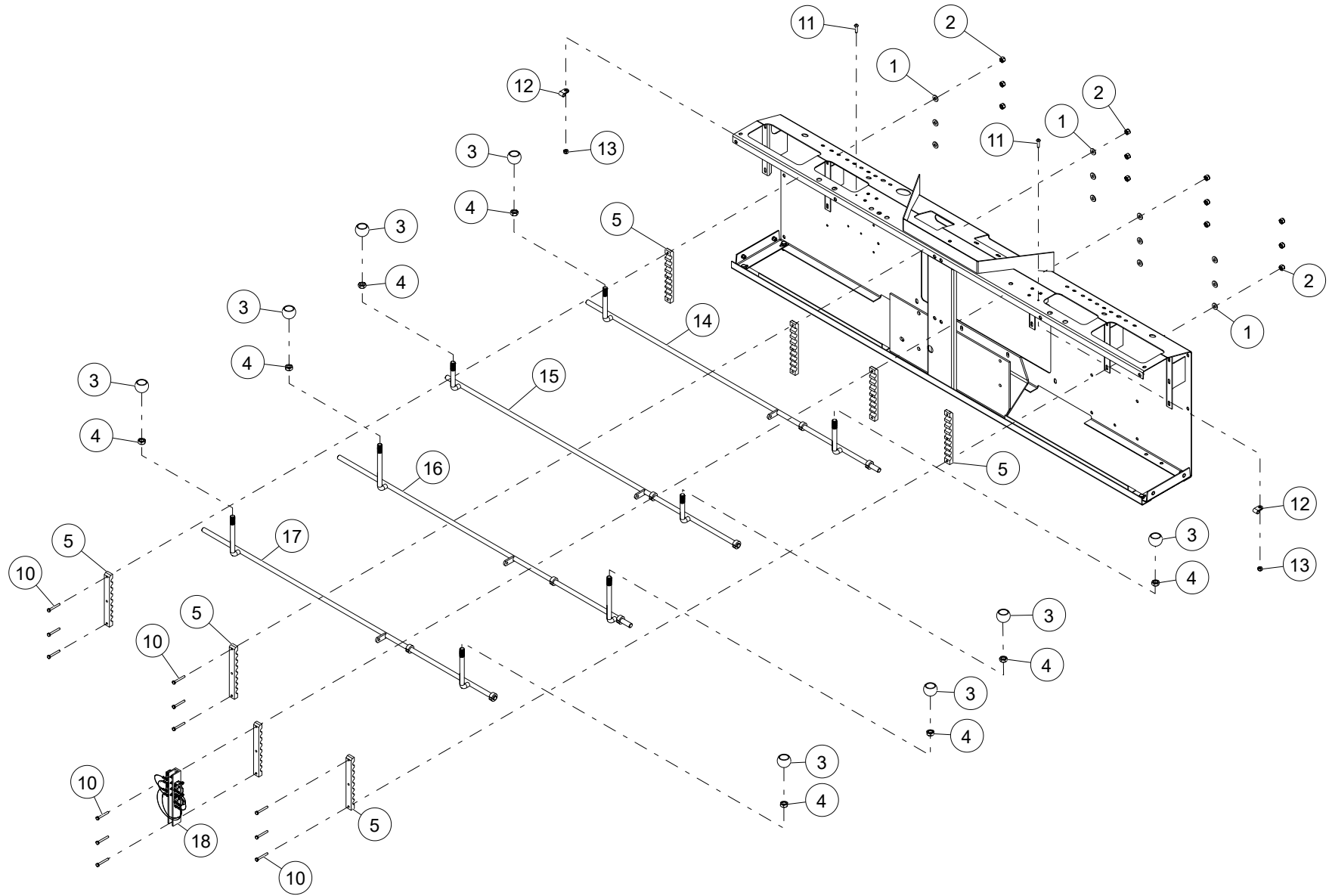
WHEN ORDERING PARTS, SPECIFY MODEL NUMBER, SERIAL NUMBER AND DESCRIPTION OF PARTS REQUIRED



WHEN ORDERING PARTS, SPECIFY MODEL NUMBER, SERIAL NUMBER AND DESCRIPTION OF PARTS REQUIRED

| ITEM | PART NUMBER | DESCRIPTION | QUANTITY | NOTES |
|------|------------------|--------------------------------------|----------|--|
| | T128313-6 | KIT, CONTROL HANDLE WELDMENT | | |
| 1 | WBR-25RX734-20 | WSH, FL TYPB-REG 0.25, ST SQC G5 | 6 | Total 18 in KIT, CONTROL HANDLE WELDMENT |
| 2 | NYL-250C000-25 | NUT, HEX NYL-INS 0.25-20, ST SQC G5 | 6 | Total 18 in KIT, CONTROL HANDLE WELDMENT |
| 3 | 808-00048 | KNOB, CONTROL (BLACK) | 8 | Total 16 in KIT, CONTROL HANDLE WELDMENT |
| 4 | N05-625C000-25 | NUT, HEX, JAM 0.625-11, ST SQC G5 | 8 | Total 16 in KIT, CONTROL HANDLE WELDMENT |
| 5 | 709-01119 | BEARING BLK, CONTROL HANDLE | 4 | Total 12 in KIT, CONTROL HANDLE WELDMENT |
| 6 | T128309 | CONTROL HANDLE WELDMENT (WINCH) | 1 | |
| 7 | T128310 | CONTROL HANDLE WELDMENT (TELE) | 1 | |
| 8 | T128311 | CONTROL HANDLE WELDMENT (BOOM HOIST) | 1 | |
| 9 | T128312 | CONTROL HANDLE WELDMENT (SWING) | 1 | |
| 10 | S01-250CB00-25 | SCR, HHCS 0.25-20X2.00, T SQC G5 | 6 | Total 18 in KIT, CONTROL HANDLE WELDMENT |

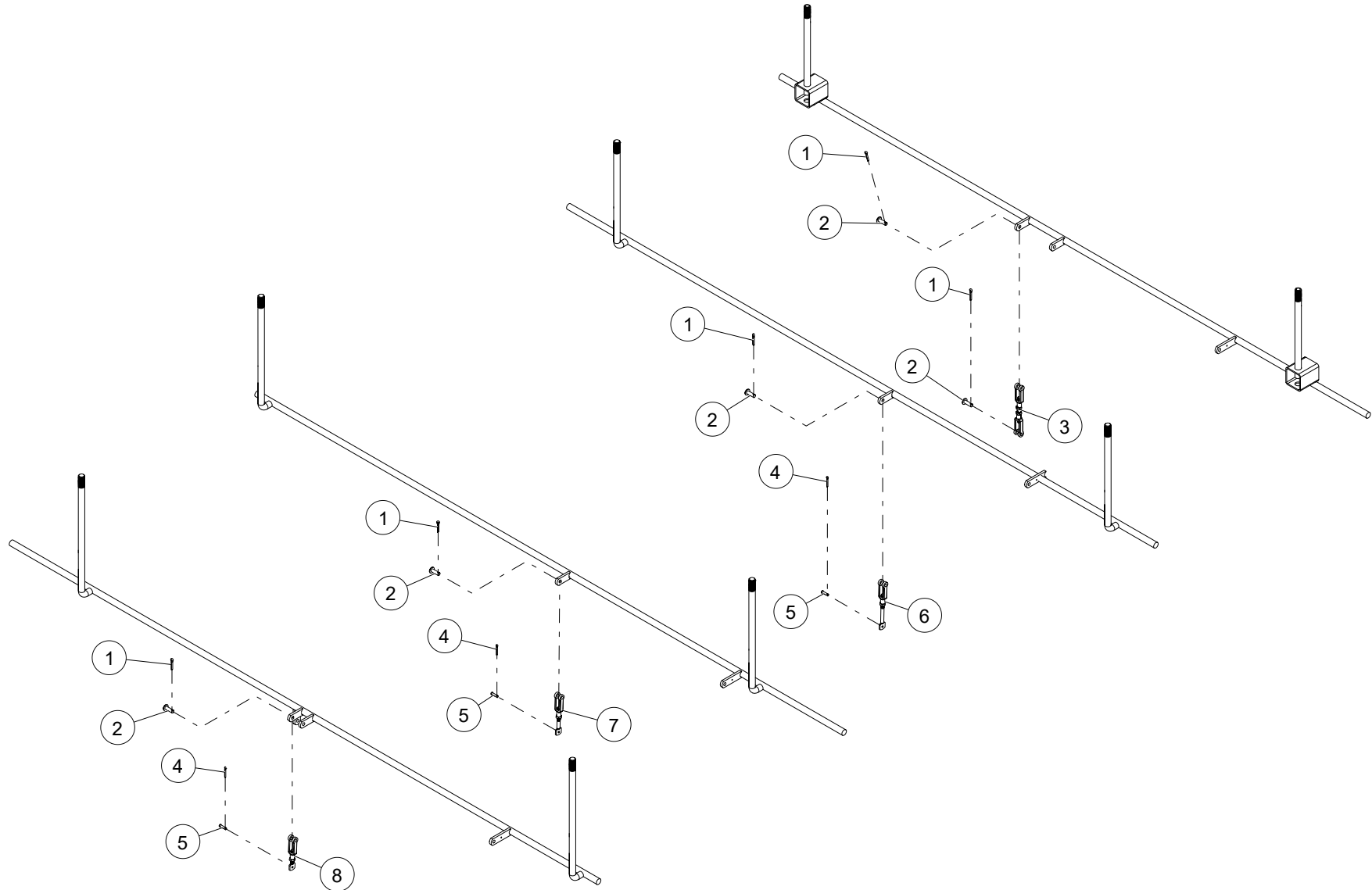
WHEN ORDERING PARTS, SPECIFY MODEL NUMBER, SERIAL NUMBER AND DESCRIPTION OF PARTS REQUIRED



WHEN ORDERING PARTS, SPECIFY MODEL NUMBER, SERIAL NUMBER AND DESCRIPTION OF PARTS REQUIRED

| ITEM | PART NUMBER | DESCRIPTION | QUANTITY | NOTES |
|------|------------------|--|----------|---|
| | T128313-6 | KIT, CONTROL HANDLE WELDMENT | | |
| 11 | SL5-190C750-20 | SCR, CREC RND MS, 10-24 X 0.75, ST SQC | 2 | Total 4 in KIT, CONTROL HANDLE WELDMENT |
| 12 | MK765 | CLAMP, RUBBER | 2 | |
| 13 | NYL-190C000-22 | NUT, HEX NYL-INS 10-24, ST SQC G2 | 2 | Total 4 in KIT, CONTROL HANDLE WELDMENT |
| 14 | 804-00809 | CONTROL, HANDLEWELD, C.S. STB | 1 | |
| 15 | 804-00810 | CONTROL, HANDLEWELD, S.S. STB | 1 | |
| 16 | 804-00811 | CONTROL, HANDLEWELD, C.S. O/R | 1 | |
| 17 | 804-00812 | CONTROL, HANDLEWELD, S.S. O/R | 1 | |
| 18 | 400-24062 | SUB ASSY, O/R ALARM SWITCH | 1 | |

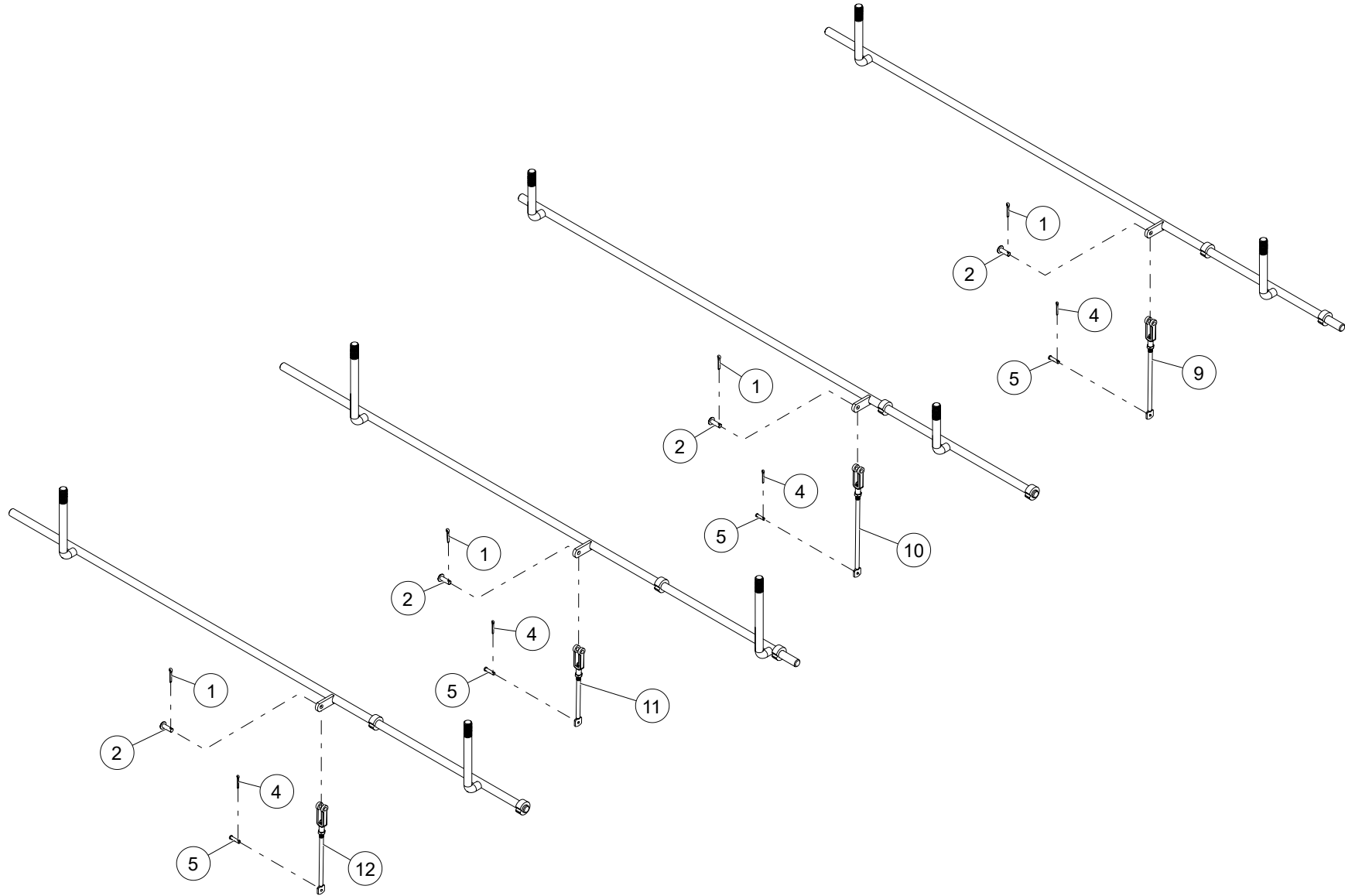
WHEN ORDERING PARTS, SPECIFY MODEL NUMBER, SERIAL NUMBER AND DESCRIPTION OF PARTS REQUIRED



WHEN ORDERING PARTS, SPECIFY MODEL NUMBER, SERIAL NUMBER AND DESCRIPTION OF PARTS REQUIRED

| ITEM | PART NUMBER | DESCRIPTION | QUANTITY | NOTES |
|------|--------------------|---|----------|---|
| | 806-00247-6 | KIT-CONTROL LINK ASSY, TRIPLE PUMP | | |
| 1 | P02-125X750-20 | PIN, COTTER 0.125X0.75, ST Z | 5 | Total 9 in KIT-CONTROL LINK ASSY, TRIPLE PUMP |
| 2 | 870-00129 | PIN, CLEVIS 5/16" DIA X 1.00 LG | 5 | Total 9 in KIT-CONTROL LINK ASSY, TRIPLE PUMP |
| 3 | 806-00243 | CTRL LINK ASSY, - WINCH (2-1139) | 1 | |
| 4 | P02-093X750-20 | PIN, COTTER 0.093X0.75, ST SQC | 3 | Total 7 in KIT-CONTROL LINK ASSY, TRIPLE PUMP |
| 5 | 870-00044 | PIN, CLEVIS 3/16" DIA X .75 LG | 3 | Total 7 in KIT-CONTROL LINK ASSY, TRIPLE PUMP |
| 6 | 806-00237 | CTRL LINK ASSY, - TELE (2-1139) | 1 | |
| 7 | 806-00236 | CTRL LINK ASSY, - BOOM (2-1139) | 1 | |
| 8 | 806-00235 | CTRL LINK ASSY, - SWING (2-1139) | 1 | |

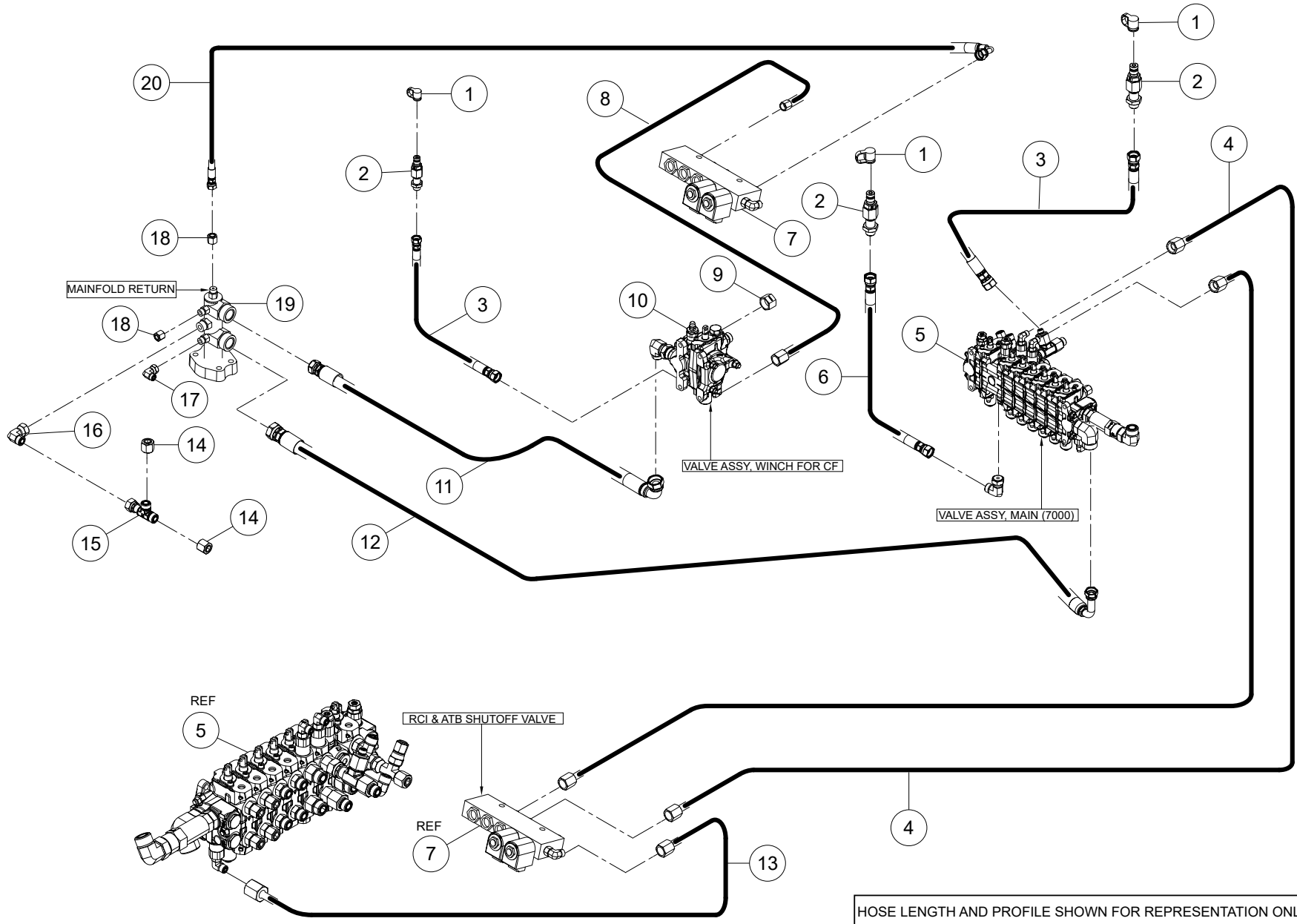
WHEN ORDERING PARTS, SPECIFY MODEL NUMBER, SERIAL NUMBER AND DESCRIPTION OF PARTS REQUIRED



WHEN ORDERING PARTS, SPECIFY MODEL NUMBER, SERIAL NUMBER AND DESCRIPTION OF PARTS REQUIRED

| ITEM | PART NUMBER | DESCRIPTION | QUANTITY | NOTES |
|------|--------------------|---|----------|-------|
| | 806-00247-6 | KIT-CONTROL LINK ASSY, TRIPLE PUMP | | |
| 9 | 806-00240 | CTRL LINK ASSY, - C.S. STB (2-1139) | 1 | |
| 10 | 806-00241 | CTRL LINK ASSY, S.S. SB (2-1139) | 1 | |
| 11 | 806-00238 | CTRL LINK ASSY, C.S. O.R. (2-1139) | 1 | |
| 12 | 806-00239 | CTRL LINK ASSY, S.S. O/R (2-1139) | 1 | |

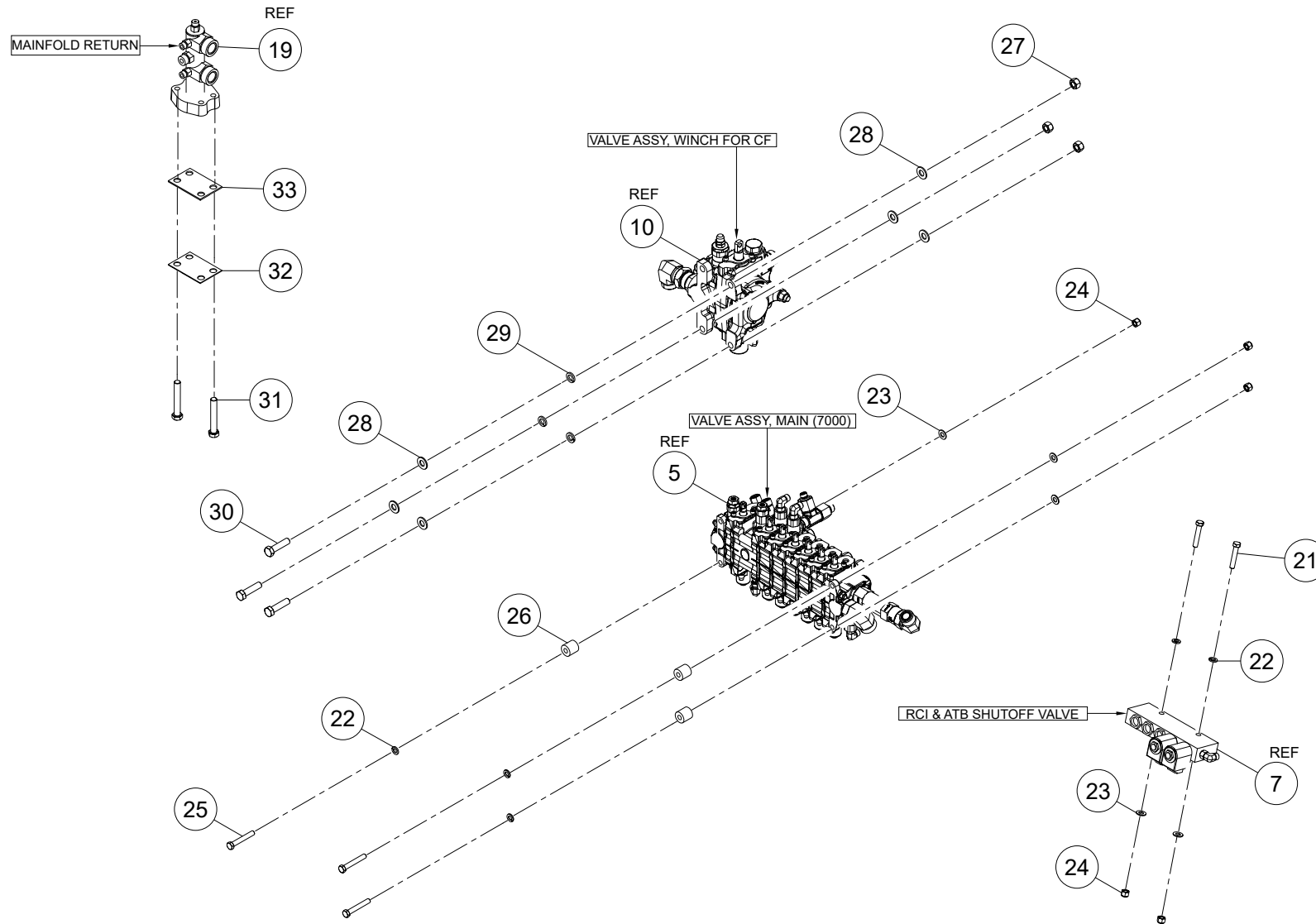
WHEN ORDERING PARTS, SPECIFY MODEL NUMBER, SERIAL NUMBER AND DESCRIPTION OF PARTS REQUIRED



WHEN ORDERING PARTS, SPECIFY MODEL NUMBER, SERIAL NUMBER AND DESCRIPTION OF PARTS REQUIRED

| ITEM | PART NUMBER | DESCRIPTION | QUANTITY | NOTES |
|------|--------------------|---|----------|-------|
| | 503-92025-6 | HOSE KIT- CONTROL ASSY | | |
| 1 | 12019-558 | DUST CAP, HQC-4 | 3 | |
| 2 | 518-20013 | TEST PORT BULKHEAD SEAL-LOK #4 OFS | 3 | |
| 3 | 502-11308 | HOSE ASSY, TEST PORT-WINCH/SWING VALVES | 2 | |
| 4 | 510-20372 | TUBE ASSY- TELESCOPE UNLOAD | 2 | |
| 5 | 500-01804-4 | VALVE ASSY,MAIN W/ MS WINCH (7000) | 1 | |
| 6 | 502-10973 | HOSE ASSY, TEST PORT-SHUTTLE VALVE | 1 | |
| 7 | 500-01397 | VALVE ASSY, UNLOAD W/FTGS | 1 | |
| 8 | 510-20459 | TUBE ASSY- WINCH UNLOAD | 1 | |
| 9 | 519-70032 | CAP, OFS-12 | 1 | |
| 10 | 500-01803-2 | VALVE ASSY WINCH FOR MS | 1 | |
| 11 | 502-50314 | HOSE ASSY, VALVE RETURN | 1 | |
| 12 | 502-50313 | HOSE ASSY, VALVE RETURN | 1 | |
| 13 | 510-20457 | TUBE ASSY- UNLOAD VLV SUP | 1 | |
| 14 | 519-50010 | CAP #8 OFS | 2 | |
| 15 | 516-85006 | TEE 2XM8 OFS XM8 OFS | 1 | |
| 16 | 514-65004 | ELBOW, SN #8 OFS | 1 | |
| 17 | 514-62002 | ELBOW 90, MOFS-4/FOFS-4SW | 1 | |
| 18 | 519-20004 | CAP #4 OFS | 2 | |
| 19 | 519-90051 | MAINFOLD, RETURN | 1 | |
| 20 | 502-10999 | HOSE ASSY, UNLOAD VALVE RETURN | 1 | |

WHEN ORDERING PARTS, SPECIFY MODEL NUMBER, SERIAL NUMBER AND DESCRIPTION OF PARTS REQUIRED



HOSE LENGTH AND PROFILE SHOWN FOR REPRESENTATION ONLY.

WHEN ORDERING PARTS, SPECIFY MODEL NUMBER, SERIAL NUMBER AND DESCRIPTION OF PARTS REQUIRED

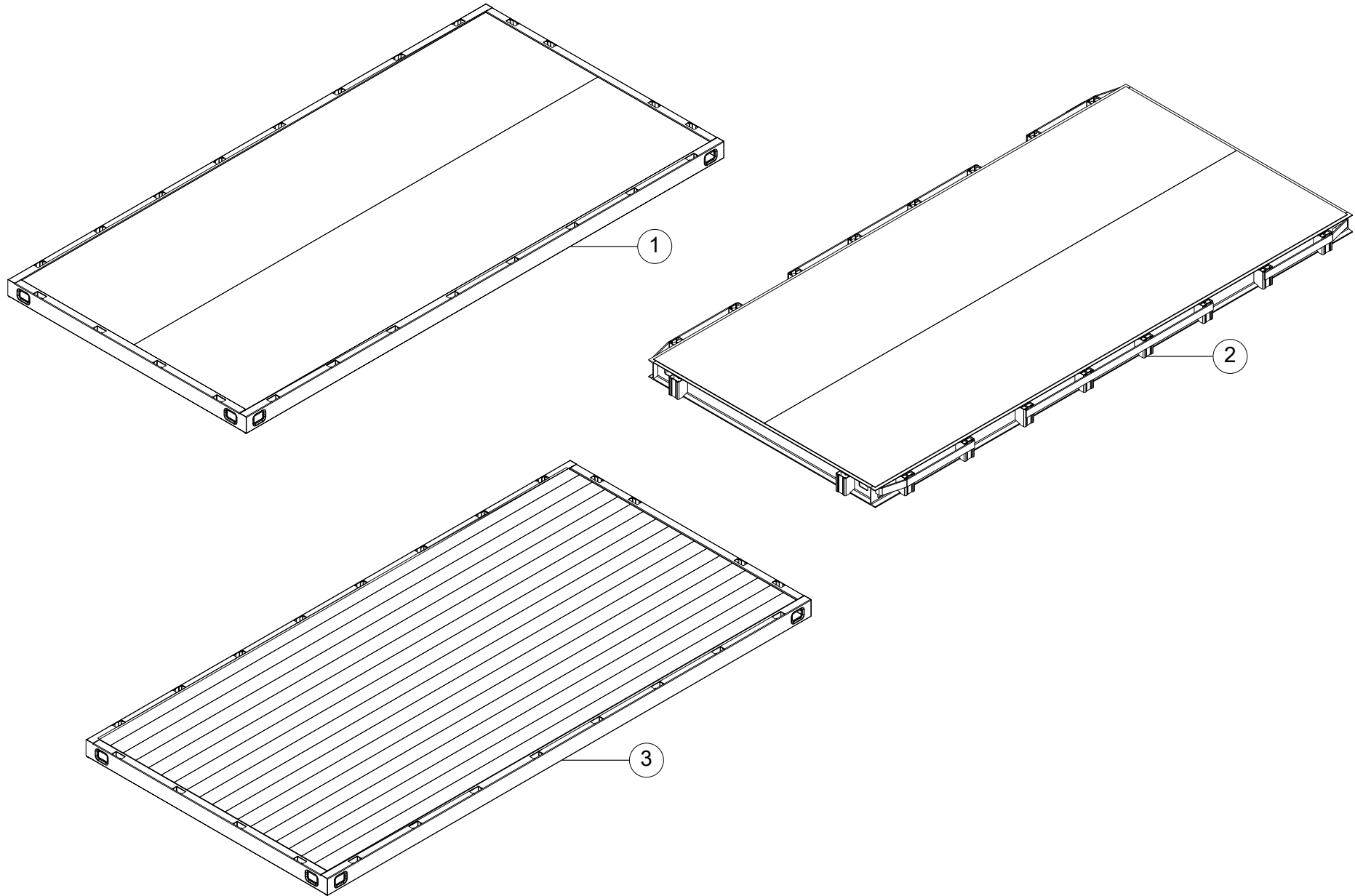
| ITEM | PART NUMBER | DESCRIPTION | QUANTITY | NOTES |
|------|--------------------|-------------------------------------|----------|-------|
| | 503-92025-6 | HOSE KIT- CONTROL ASSY | | |
| 21 | S01-375CB00-25 | SCR, HHCS 0.735-16X2.00, ST SQC G5 | 2 | |
| 22 | W07-375X000-20 | WSH, LCK, MED-SPLT 0.375, ST SQC | 5 | |
| 23 | WBR-37RXA00-20 | WSH, FL TYPB-REG 0.375, ST SQC | 5 | |
| 24 | N04-375C000-25 | NUT, HEX 0.375-16, ST SQC G5 | 5 | |
| 25 | S01-375CB50-25 | SCR, HHCS 0.375-16X2.50, ST SQC G5 | 3 | |
| 26 | 001-20057 | SPACER, VALVE SPACER | 3 | |
| 27 | N04-500C000-25 | NUT, HEX 0.50-13, ST SQC G5 | 3 | |
| 28 | WBR-50RXA37-20 | WSH, FL TYPB-REG 0.50, ST SQC | 6 | |
| 29 | W07-500X000-20 | WSH,LCK, MED-SPLT 0.50, ST SQC | 3 | |
| 30 | S01-500CB00-25 | SCR, HHCS 0.50-13X2.00, ST SQC G5 | 3 | |
| 31 | SHF-500CA00-25 | SCR, HHCS 0.50-12 X 1.25, ST SQC G5 | 2 | |
| 32 | 263-00041 | GUSSET BLOCK -OFF PLATE | 1 | |
| 33 | 519-00008 | BLOCK-OFF PLATE | 1 | |

WHEN ORDERING PARTS, SPECIFY MODEL NUMBER, SERIAL NUMBER AND DESCRIPTION OF PARTS REQUIRED

PAGE INTENTIONALLY LEFT BLANK

FLATBED OPTIONS

FLATBED OPTIONS



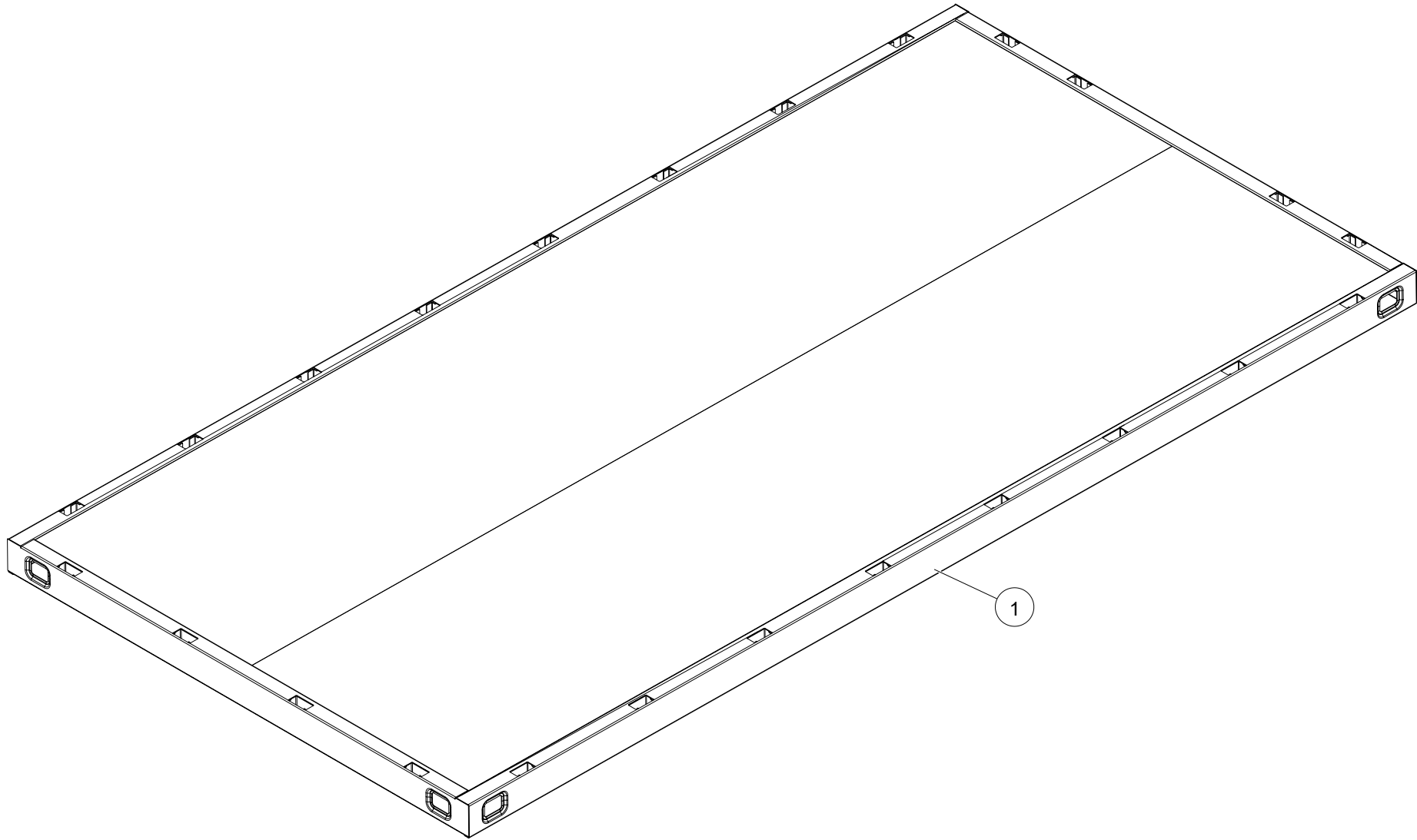
WHEN ORDERING PARTS, SPECIFY MODEL NUMBER, SERIAL NUMBER AND DESCRIPTION OF PARTS REQUIRED

FLATBED OPTIONS

| ITEM | PART NUMBER | DESCRIPTION | QUANTITY | NOTES |
|------|----------------------|------------------------------|----------|--------------|
| | 1041228 | FLATBED OPTIONS | | |
| 1 | 16STEEL-STD | 16' STEEL STD FLATBED | 1 | SEE PAGE 210 |
| 2 | 16STEEL-SUPER | 16' STEEL SUPER DUTY FLATBED | 1 | SEE PAGE 214 |
| 3 | 16WOOD-STD | 16' WOOD STD FLATBED | 1 | SEE PAGE 218 |

WHEN ORDERING PARTS, SPECIFY MODEL NUMBER, SERIAL NUMBER AND DESCRIPTION OF PARTS REQUIRED

16' STEEL STD FLATBED



WHEN ORDERING PARTS, SPECIFY MODEL NUMBER, SERIAL NUMBER AND DESCRIPTION OF PARTS REQUIRED

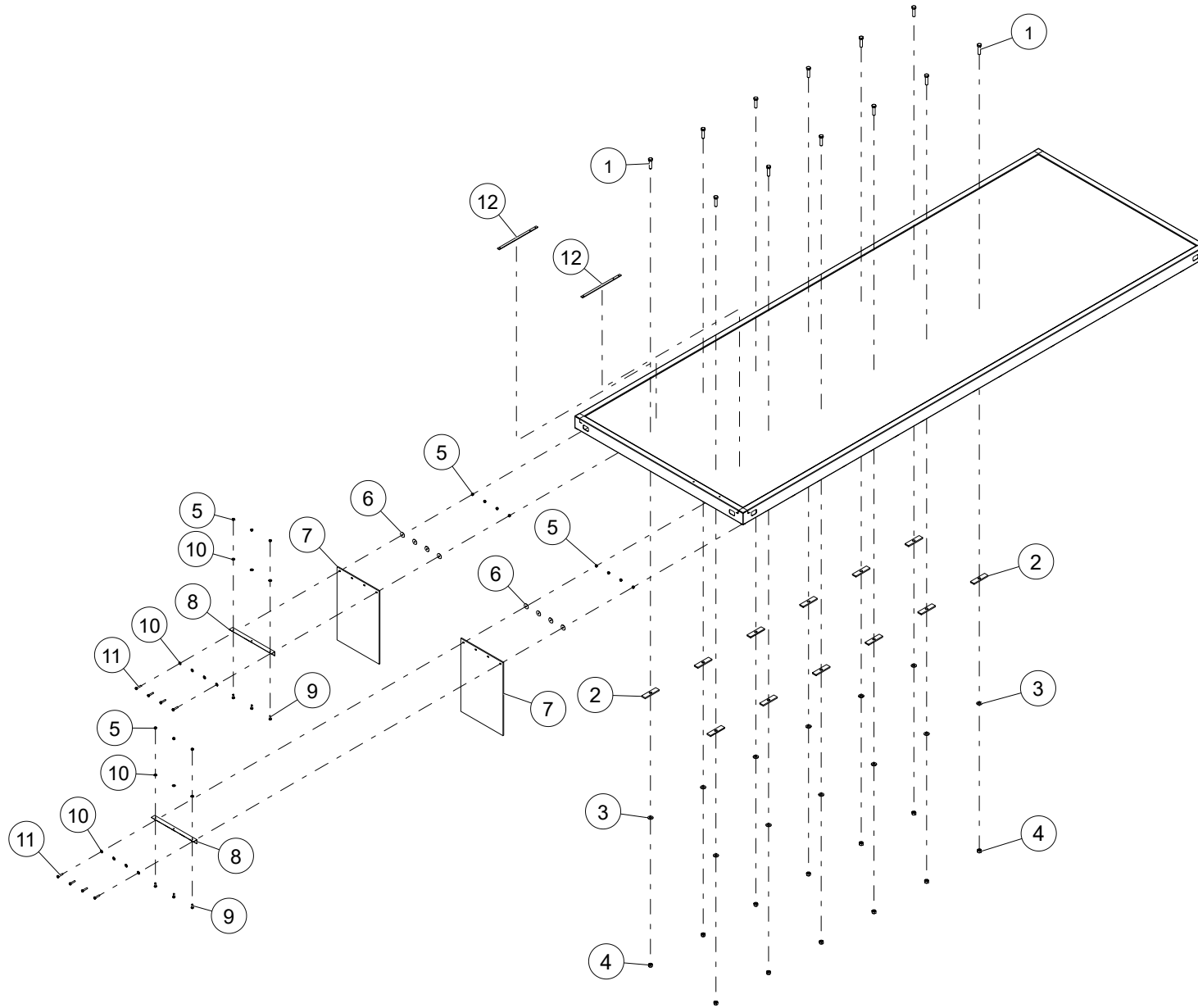
16' STEEL STD FLATBED

| ITEM | PART NUMBER | DESCRIPTION | QUANTITY | NOTES |
|------|--------------------|------------------------------|----------|--------------|
| | 16STEEL-STD | 16' STEEL STD FLATBED | | |
| 1 | 600-38023 | FLATBED -16 FT STEEL | 1 | |
| 2* | 696-00032-1 | FLATBED INSTALL, STD DUTY | 1 | SEE PAGE 212 |

* ITEM NOT SHOWN IN THE ILLUSTRATION

WHEN ORDERING PARTS, SPECIFY MODEL NUMBER, SERIAL NUMBER AND DESCRIPTION OF PARTS REQUIRED

FLATBED INSTALL, STD DUTY



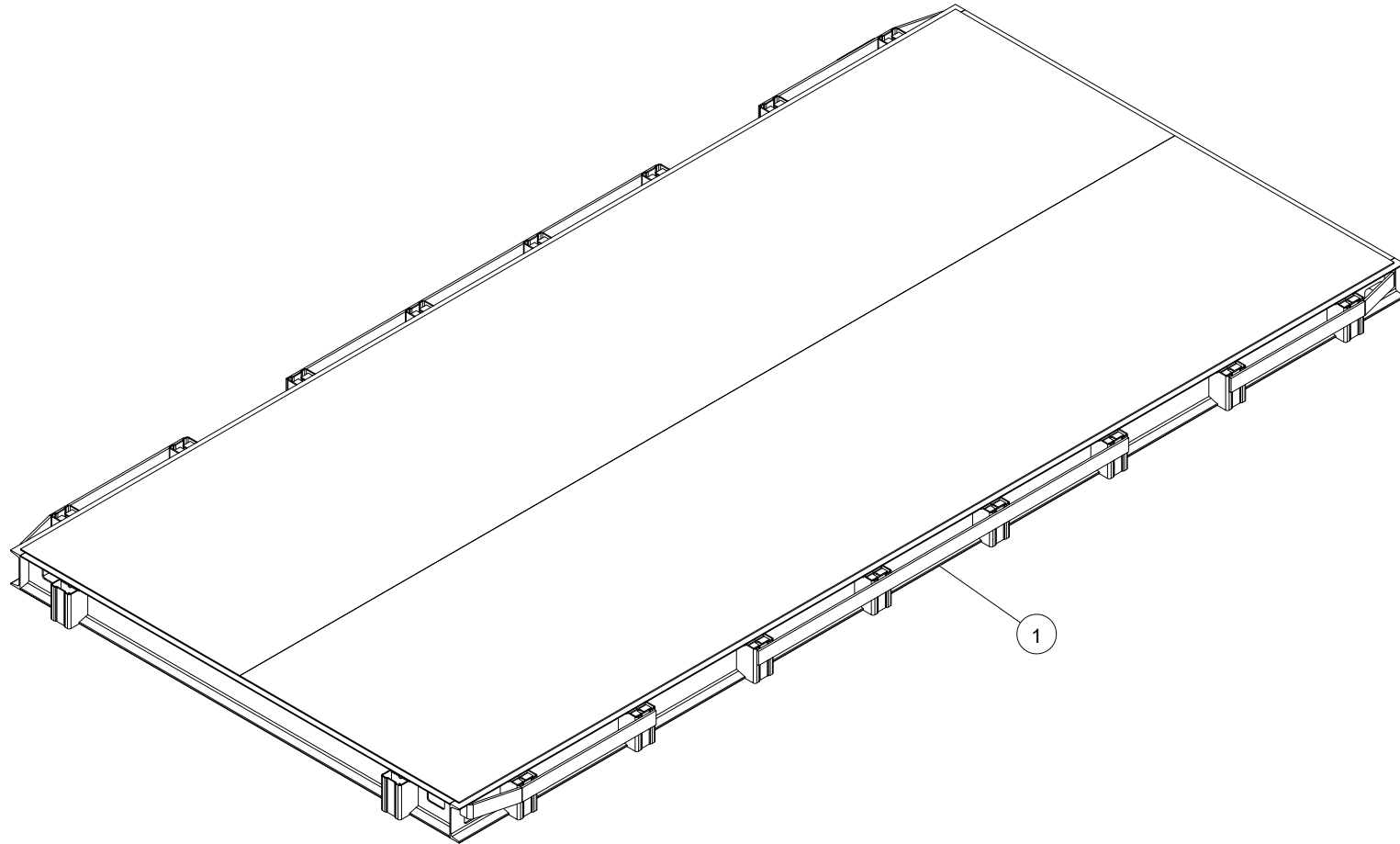
WHEN ORDERING PARTS, SPECIFY MODEL NUMBER, SERIAL NUMBER AND DESCRIPTION OF PARTS REQUIRED

FLATBED INSTALL, STD DUTY

| ITEM | PART NUMBER | DESCRIPTION | QUANTITY | NOTES |
|------|--------------------|---|----------|-------|
| | 696-00032-1 | FLATBED INSTALL, STD DUTY | | |
| 1 | HHCS-C500B005Z0 | HEX HEAD CAP SCREW, 1/2-13 X 2 LEN, GR5, ZN | 12 | |
| 2 | 783-01239 | SUPPORT BAR | 12 | |
| 3 | WSH1-X5000002Z0 | WASHER, 1/2, GR2, ZN | 12 | |
| 4 | NUT1-C5000005Z0 | HEX NUT, 1/2-13, GR5, ZN | 12 | |
| 5 | NUT1-C2500005Z0 | HEX NUT, 1/4-20, GR5, ZN | 14 | |
| 6 | WFD-250X50-20 | WASHER, 1/4 X 1 1/2, ZINC | 8 | |
| 7 | 209-00461 | MUDFLAP | 2 | |
| 8 | 785-00561 | SUPPORT ANGLE | 2 | |
| 9 | HHCS-C2507505Z0 | HEX HEAD CAP SCREW, 1/4-20 X 3/4 LEN, GR5, ZN | 6 | |
| 10 | WSH1-X2500002Z0 | WASHER, 1/4, GR2, ZN | 14 | |
| 11 | HHCS-C250A255Z0 | HEX HEAD CAP SCREW, 1/4-20 X 1 1/4 LEN, GR5, ZN | 8 | |
| 12 | 783-03723 | TRACK MOUNT BAR LONG | 2 | |

WHEN ORDERING PARTS, SPECIFY MODEL NUMBER, SERIAL NUMBER AND DESCRIPTION OF PARTS REQUIRED

16' STEEL SUPER DUTY FLATBED



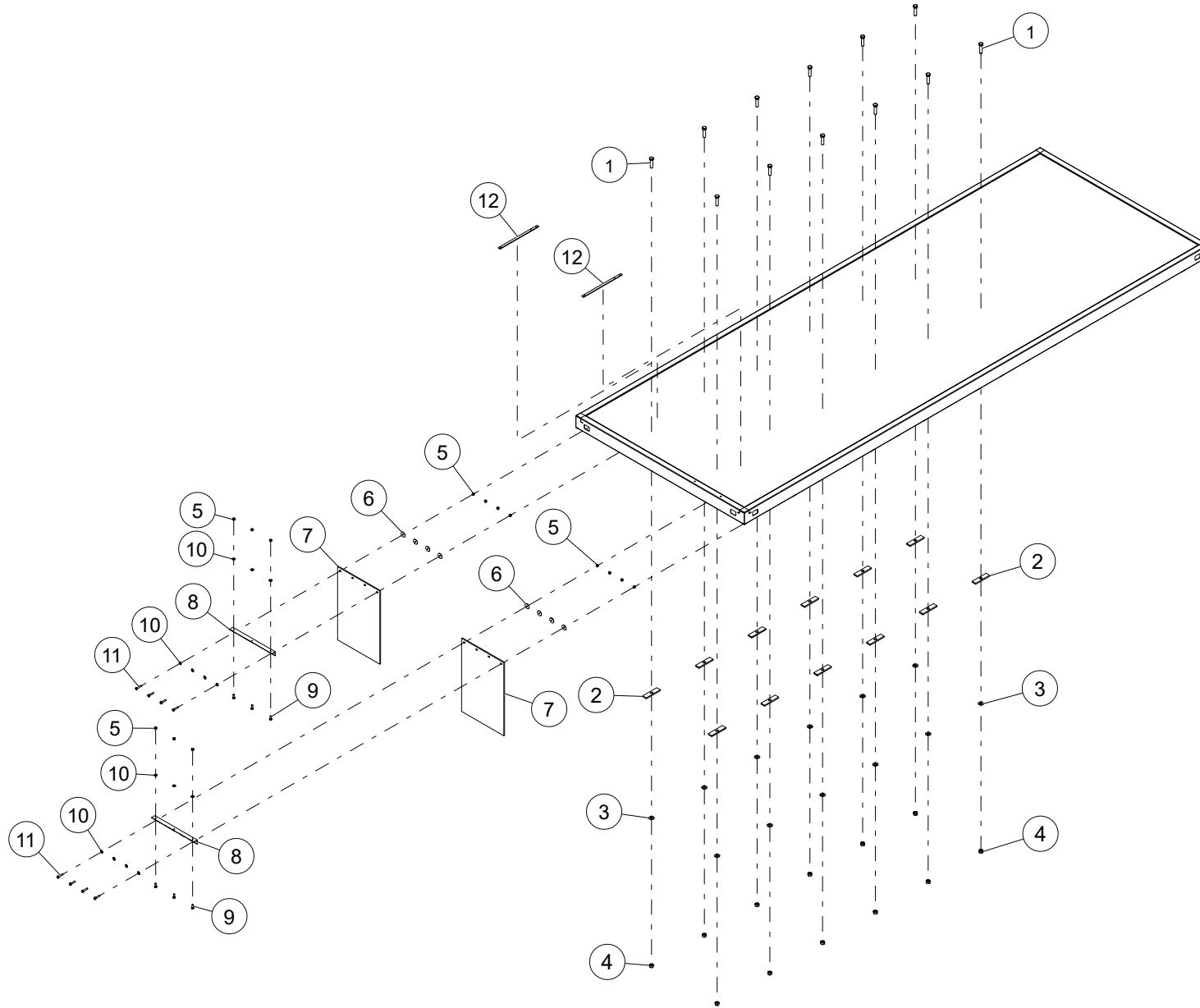
WHEN ORDERING PARTS, SPECIFY MODEL NUMBER, SERIAL NUMBER AND DESCRIPTION OF PARTS REQUIRED

16' STEEL SUPER DUTY FLATBED

| ITEM | PART NUMBER | DESCRIPTION | QUANTITY | NOTES |
|------|----------------------|--|----------|--------------|
| | 16STEEL-SUPER | 16' STEEL SUPER DUTY FLATBED | | |
| 1 | 600-38123 | 16' STEEL SUPER DUTY FLATBED (3/16" TPX STEEL) | 1 | |
| 2* | 696-00032-2 | FLATBED INSTALL, SUPER DUTY | 1 | SEE PAGE 216 |

* ITEM NOT SHOWN IN THE ILLUSTRATION

WHEN ORDERING PARTS, SPECIFY MODEL NUMBER, SERIAL NUMBER AND DESCRIPTION OF PARTS REQUIRED



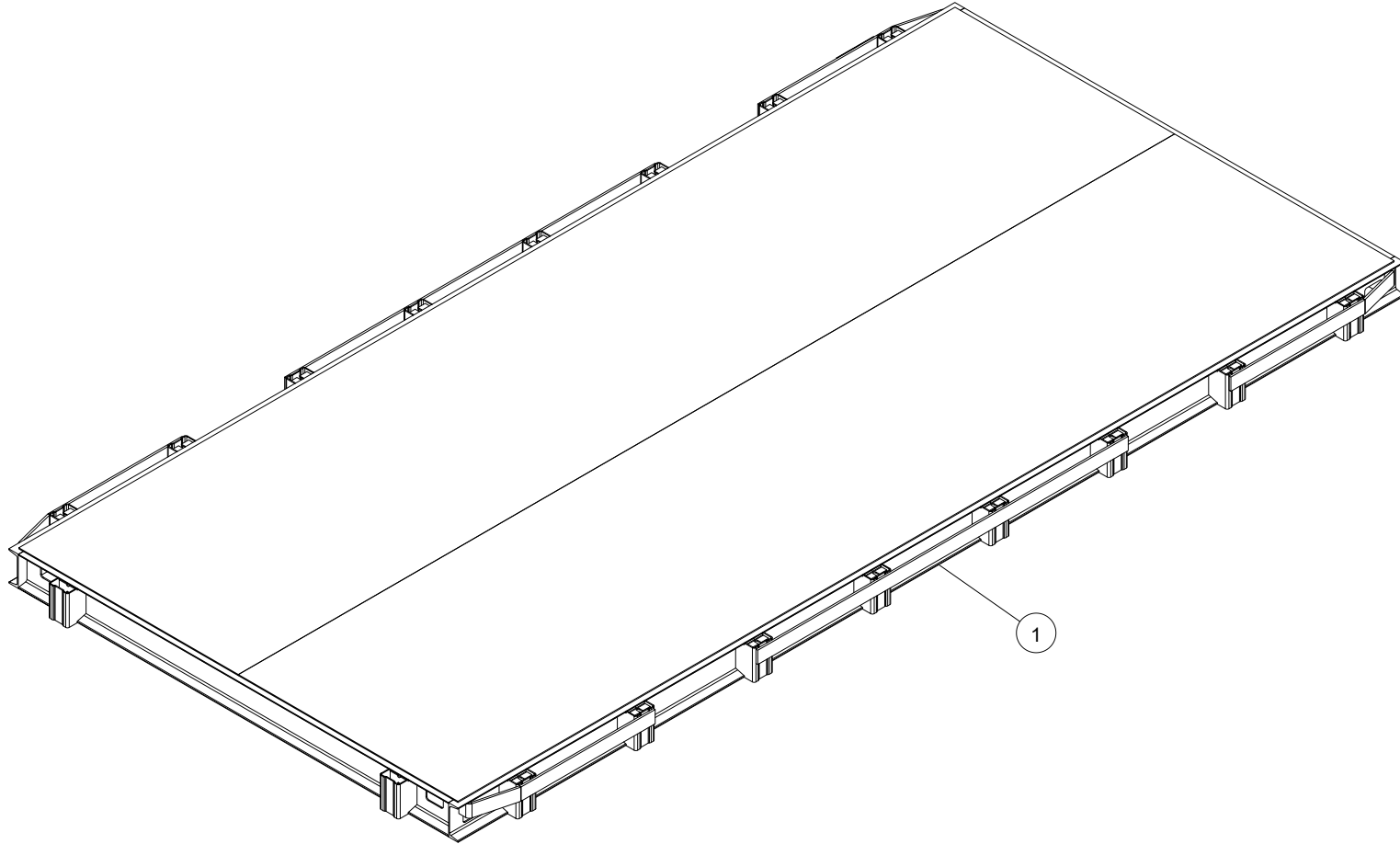
WHEN ORDERING PARTS, SPECIFY MODEL NUMBER, SERIAL NUMBER AND DESCRIPTION OF PARTS REQUIRED

FLATBED INSTALL, STD DUTY

| ITEM | PART NUMBER | DESCRIPTION | QUANTITY | NOTES |
|------|--------------------|---|----------|-------|
| | 696-00032-2 | FLATBED INSTALL, STD DUTY | | |
| 1 | HHCS-C500B005Z0 | HEX HEAD CAP SCREW, 1/2-13 X 2 LEN, GR5, ZN | 12 | |
| 2 | 783-01239 | SUPPORT BAR | 12 | |
| 3 | WSH1-X5000002Z0 | WASHER, 1/2, GR2, ZN | 12 | |
| 4 | NUT1-C5000005Z0 | HEX NUT, 1/2-13, GR5, ZN | 12 | |
| 5 | NUT1-C2500005Z0 | HEX NUT, 1/4-20, GR5, ZN | 14 | |
| 6 | WFD-250X50-20 | WASHER, 1/4 X 1 1/2, ZINC | 8 | |
| 7 | 209-00461 | MUDFLAP | 2 | |
| 8 | 785-00561 | SUPPORT ANGLE | 2 | |
| 9 | HHCS-C2507505Z0 | HEX HEAD CAP SCREW, 1/4-20 X 3/4 LEN, GR5, ZN | 6 | |
| 10 | WSH1-X2500002Z0 | WASHER, 1/4, GR2, ZN | 14 | |
| 11 | HHCS-C250A255Z0 | HEX HEAD CAP SCREW, 1/4-20 X 1 1/4 LEN, GR5, ZN | 8 | |
| 12 | 783-03723 | TRACK MOUNT BAR LONG | 2 | |

WHEN ORDERING PARTS, SPECIFY MODEL NUMBER, SERIAL NUMBER AND DESCRIPTION OF PARTS REQUIRED

16' WOOD STD FLATBED



WHEN ORDERING PARTS, SPECIFY MODEL NUMBER, SERIAL NUMBER AND DESCRIPTION OF PARTS REQUIRED

16' WOOD STD FLATBED

| ITEM | PART NUMBER | DESCRIPTION | QUANTITY | NOTES |
|------|--------------------|-----------------------------|----------|--------------|
| | 16WOOD-STD | 16' WOOD STD FLATBED | | |
| 1 | 600-38022 | FLATBED -16 FT WOOD | 1 | |
| 2* | 696-00032-1 | FLATBED INSTALL, STD DUTY | 1 | SEE PAGE 212 |

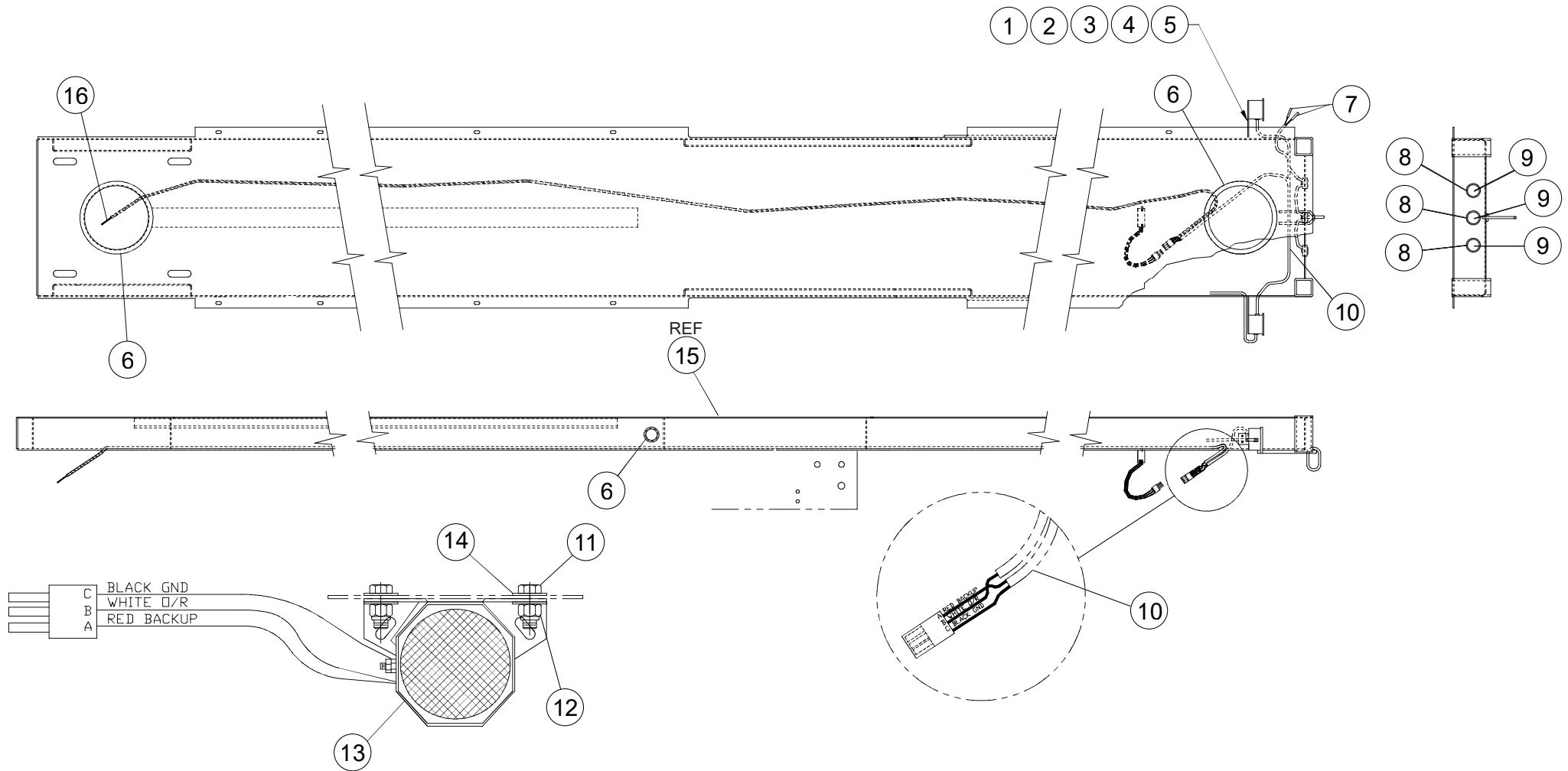
* ITEM NOT SHOWN IN THE ILLUSTRATION

WHEN ORDERING PARTS, SPECIFY MODEL NUMBER, SERIAL NUMBER AND DESCRIPTION OF PARTS REQUIRED

PAGE INTENTIONALLY LEFT BLANK

ELECTRICAL

SUBFRAME ELECTRICAL INSTALL



WHEN ORDERING PARTS, SPECIFY MODEL NUMBER, SERIAL NUMBER AND DESCRIPTION OF PARTS REQUIRED

SUBFRAME ELECTRICAL INSTALL

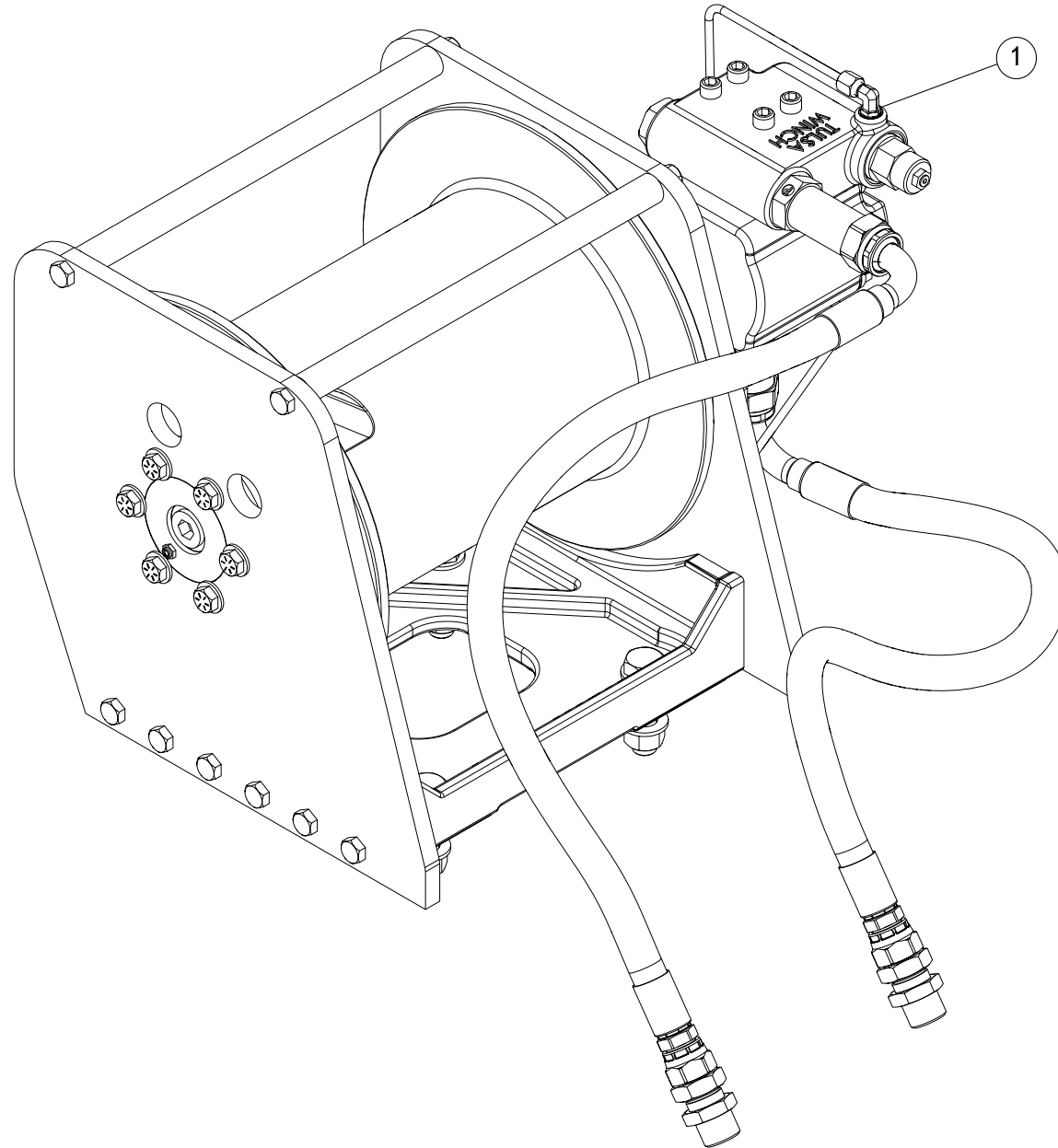
| ITEM | PART NUMBER | DESCRIPTION | QUANTITY | NOTES |
|------|------------------|-------------------------------------|----------|---------------------|
| | 691-00001 | SUBFRAME ELECTRICAL INSTALL | | |
| 1 | N04-312C000-25 | NUT, HEX 0.3125-18, ST SQC G5 | 4 | |
| 2 | W07-312X000-20 | WSH, LCK, MED SPLT 0.3125,ST SQC | 4 | |
| 3 | WBR-31RX875-20 | WSH, FL TYPB-REG 0.3125, ST SQC | 8 | |
| 4 | SHF-312CA25-25 | SCR,HHCS FT 0.312-18X1.25,ST SQC G5 | 4 | |
| 5 | 789-05681 | PLATE, BUMPER BRKT GUSSET | 2 | |
| 6 | 209-00174 | SEAL TRIM STANPRO #75000343 (B7S) | 3 | Total Length 8.8 ft |
| 7 | 400-02230 | TERM, BUTT CONN-16/14GA | 2 | |
| 8 | 400-09318 | GROMMET 2 1/2 INCH, LIGHT | 3 | |
| 9 | 400-09113 | LIGHT 2 1/2 RED REFLECTIVE | 3 | |
| 10 | 400-25163 | HARNESS, TAIL LIGHT | 1 | |
| 11 | SHF-250CA00-25 | SCR,HHCS FT 0.25-20X1.00,ST SQC G5 | 2 | |
| 12 | NYL-250C000-25 | NUT, HEX NYL-INS 0.25-20,ST SQC G5 | 2 | |
| 13 | 714A1432 | ALARM, BACKUP/OR | 1 | |
| 14 | WBR-25RX734-20 | WSH, FL TYPB-REG 0.25, ST SQC | 2 | |
| 15 | 701-00705 | SUBFRAME WELDMENT 22 FT MODEL | 1 | |
| 16 | 400-02323 | RING TERM,#8 16/14GA | 1 | |

WHEN ORDERING PARTS, SPECIFY MODEL NUMBER, SERIAL NUMBER AND DESCRIPTION OF PARTS REQUIRED

PAGE INTENTIONALLY LEFT BLANK

OPTIONS

WINCH OPTIONS



WHEN ORDERING PARTS, SPECIFY MODEL NUMBER, SERIAL NUMBER AND DESCRIPTION OF PARTS REQUIRED

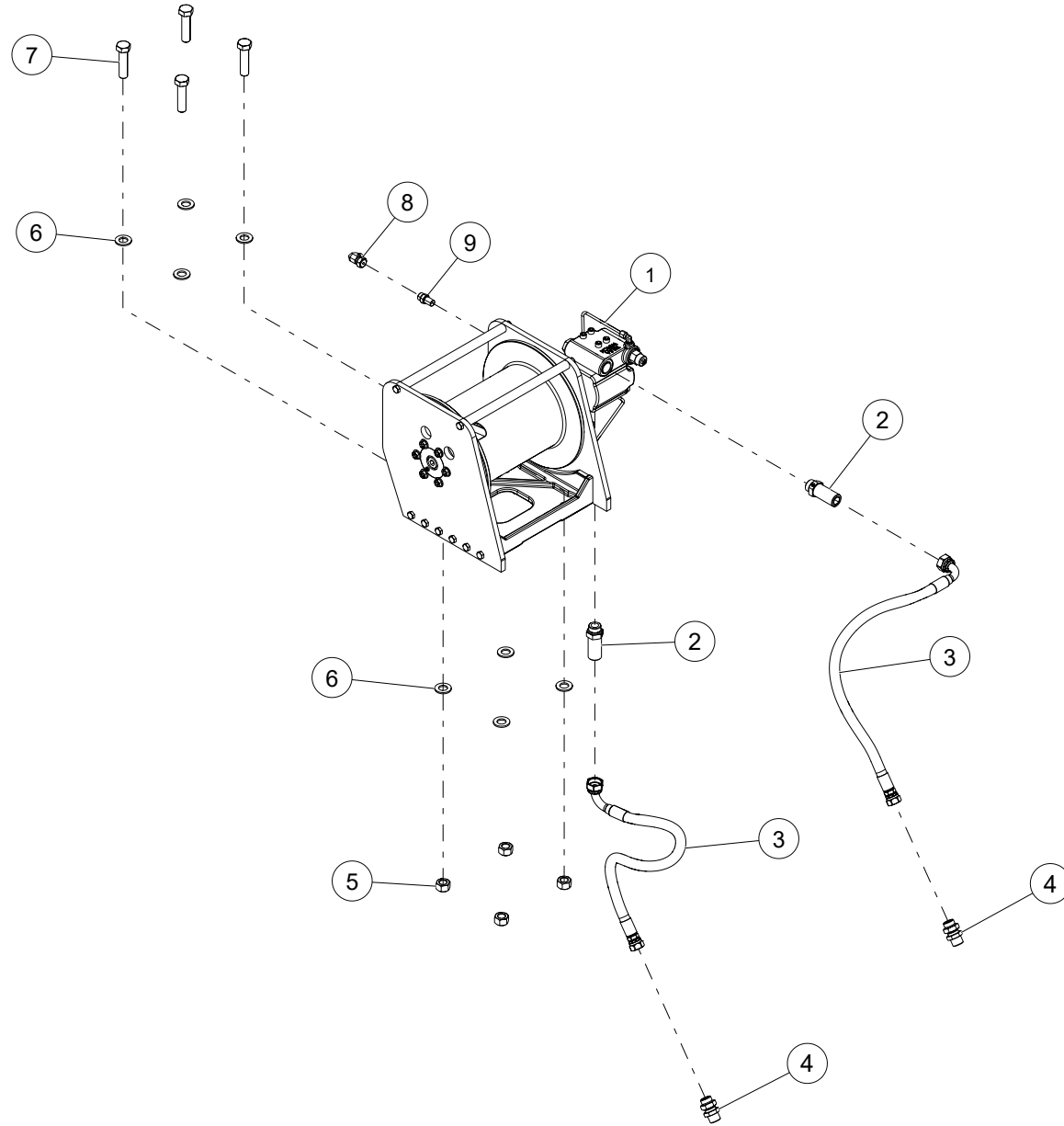
WINCH OPTIONS

| ITEM | PART NUMBER | DESCRIPTION | QUANTITY | NOTES |
|------|----------------|------------------------------|----------|--------------|
| | 1032760 | WINCH OPTIONS | | |
| 1 | 717-00052-2 | WINCH INSTALL COMBINED FLOW | 1 | SEE PAGE 228 |
| 2* | 717-00053-1 | 2SP WINCH INSTALL(3000/4000) | 1 | SEE PAGE 230 |

* ITEM NOT SHOWN IN THE ILLUSTRATION

WHEN ORDERING PARTS, SPECIFY MODEL NUMBER, SERIAL NUMBER AND DESCRIPTION OF PARTS REQUIRED

WINCH INSTALL COMBINED FLOW



WHEN ORDERING PARTS, SPECIFY MODEL NUMBER, SERIAL NUMBER AND DESCRIPTION OF PARTS REQUIRED

WINCH INSTALL COMBINED FLOW

| ITEM | PART NUMBER | DESCRIPTION | QUANTITY | NOTES |
|------|--------------------|---|----------|-------|
| | 717-00052-2 | WINCH INSTALL COMBINED FLOW | | |
| 1 | 1008313 | WINCH, 12K SINGLE SP | 1 | |
| 2 | 513-90032 | CONN L M#16 OFS X M#16 ORB | 2 | |
| 3 | 502-40908 | HOSE ASSY, 3/4" I.D (WINCH) | 2 | |
| 4 | 1009984 | ADAPTER, MOFS-12/MOFS-12, BH | 2 | |
| 5 | NUT3-C7500008M0 | NYLON LOCK NUT, 3/4-10, GR8, MA | 4 | |
| 6 | WSH1-X7500008M0 | WASHER, 3/4, GR8, MA | 8 | |
| 7 | HHSC750C008M0 | HEX HEAD CAP SCREW, 3/4-10 X 3 LEN, GR8, MA | 4 | |
| 8 | 1013928 | ELBOW, 90, MOFS-4/FOFS-4 | 1 | |
| 9 | 1010461 | ADAPTER, -4 MNPT / -4 MOFS | 1 | |

WHEN ORDERING PARTS, SPECIFY MODEL NUMBER, SERIAL NUMBER AND DESCRIPTION OF PARTS REQUIRED

OPTIONS

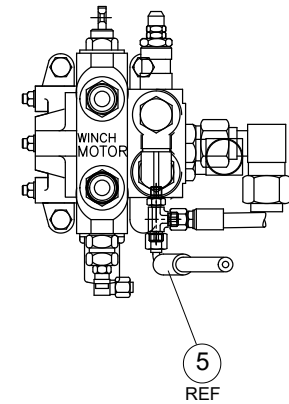
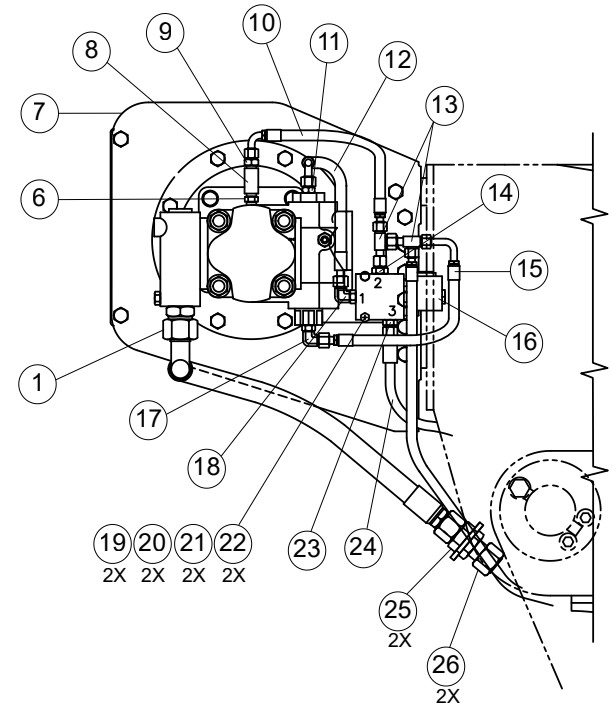
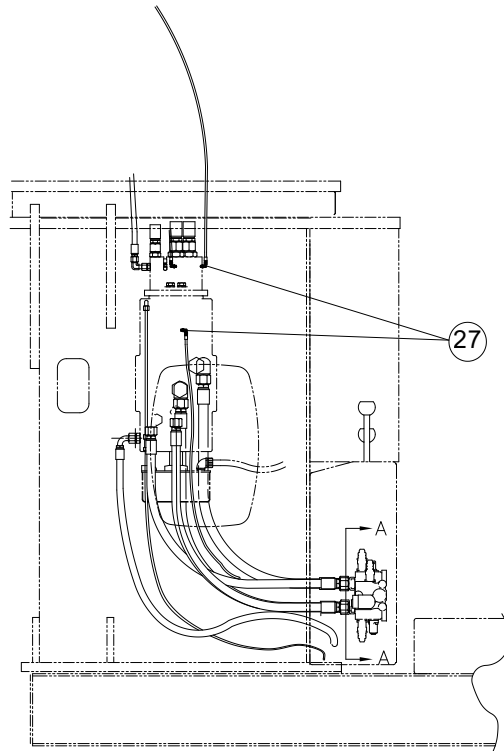
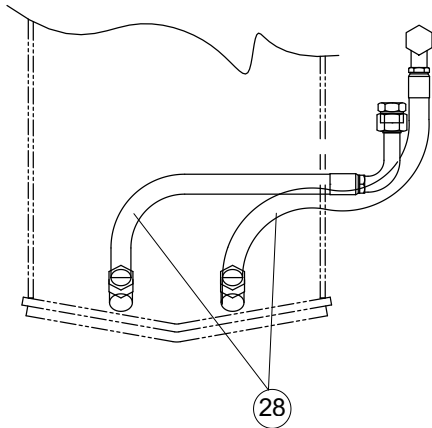
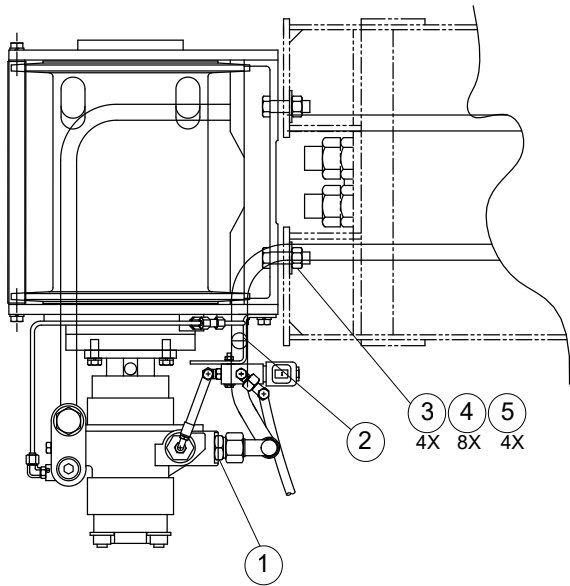
25-92RM Parts Manual



DATE: 03-2025

PAGE: 229

2SP WINCH INSTALL(3000/4000)



WHEN ORDERING PARTS, SPECIFY MODEL NUMBER, SERIAL NUMBER AND DESCRIPTION OF PARTS REQUIRED

2SP WINCH INSTALL(3000/4000)

| ITEM | PART NUMBER | DESCRIPTION | QUANTITY | NOTES |
|------|--------------------|---|----------|-------|
| | 717-00053-1 | 2SP WINCH INSTALL(3000/4000) | | |
| 1 | 513-90032 | STR CONN M#16 OFS X M#16 ORB | 2 | |
| 2 | 775-00187 | BRACKET, VALVE SUPT | 1 | |
| 3 | S01-750CC00-Y8 | SCR, HHCS 0.75-10X3.00,ST SQC G8 | 4 | |
| 4 | WAH-75NX000-20 | WSH, FL HRD A-NRW 0.75 ST SQC | 8 | |
| 5 | NYL-750C000-Y8 | NUT, HEX NYL-INS 0.75-10, ST SQC G8 | 4 | |
| 6 | 552-10026 | CHECK VALVE | 1 | |
| 7 | 293-00044-2.2 | PLANETARY DRIVE WINCH ASSY (WHITE) | 1 | |
| 8 | 570-11001 | COUPLING, 1/4 NPT | 1 | |
| 9 | 513-20027 | STR CONN M#6 OFS X M#4 MPTF | 1 | |
| 10 | 502-20998 | HOSE, 3/8 X 11.5 F#6 OFS X F#6 OFS 90 DEG | 1 | |
| 11 | 513-20017 | STR CONN, M#4 OFS X M#4 ORB | 1 | |
| 12 | 502-11310 | HOSE, 1/4 X 9 F#4 OFS X F#4 OFS 90 DEG | 1 | |
| 13 | 516-84003 | TEE, 2X M#4 OFS X M#4 ORB | 2 | |
| 14 | 513-40014 | STR CONN M#6 OFS X M#6 ORB | 1 | |
| 15 | 502-20999 | HOSE, 3/8 X 16 F#6 OFS X F#6 OFS 90 DEG | 1 | |
| 16 | 551-10032 | VALVE ASSY, SOLENOID | 1 | |
| 17 | 514-04010 | 90 ELBOW STD-M#6 OFS X M#4 ORB | 1 | |
| 18 | 514-52002 | 90 ELBOW M#4 OFS X M#6 ORB | 1 | |
| 19 | S01-250CB00-25 | SCR, HHC 0.25-20X2.00, ST SQC G5 | 2 | |
| 20 | WBR-25RX734-20 | WSH, FL TYPB-REG 0.25, ST SQC | 2 | |
| 21 | W07-250X00020 | WSH, LCK, MED SPLT 0.25, ST SQC | 2 | |
| 22 | N04-250C000-25 | NUT, HEX 0.25-20, ST SQC G5 | 2 | |
| 23 | 513-20019 | STR CONN, M#4 OFS X M#4 ORB | 1 | |
| 24 | 502-11087 | HOSE ASSY, 1/4" I.D. | 1 | |
| 25 | 518-60007 | BULKHEAD UNION, 12WLD W/LN | 2 | |
| 26 | 519-70032 | CAP, TUBE F#12 OFS | 2 | |
| 27 | 514-52003 | ELBOW 90 S.N. #4 OFS | 2 | |
| 28 | 502-40908 | HOSE ASSY, 3/4" I.D. | 2 | |

WHEN ORDERING PARTS, SPECIFY MODEL NUMBER, SERIAL NUMBER AND DESCRIPTION OF PARTS REQUIRED

OPTIONS

25-92RM Parts Manual



DATE: 03-2025

PAGE: 231

NON - ILLUSTRATED PAGE

WHEN ORDERING PARTS, SPECIFY MODEL NUMBER, SERIAL NUMBER AND DESCRIPTION OF PARTS REQUIRED

PUMP OPTIONS

| ITEM | PART NUMBER | DESCRIPTION | QUANTITY | NOTES |
|------|-------------------------|---|----------|--------------|
| | OCP-PUMPS-BT2047 | PUMP OPTIONS | | |
| 1* | 521-00082-19 | AUTO TRANS. +4' STD HOSE KIT | 1 | SEE PAGE 234 |
| 2* | 521-00082-7 | MAN PUMP INSTALL-8 BOLT PTO & 1" Hose Kit | 1 | SEE PAGE 236 |

* ITEM NOT SHOWN IN THE ILLUSTRATION

WHEN ORDERING PARTS, SPECIFY MODEL NUMBER, SERIAL NUMBER AND DESCRIPTION OF PARTS REQUIRED

NON - ILLUSTRATED PAGE

WHEN ORDERING PARTS, SPECIFY MODEL NUMBER, SERIAL NUMBER AND DESCRIPTION OF PARTS REQUIRED

AUTO TRANS. +4" STD HOSE KIT

| ITEM | PART NUMBER | DESCRIPTION | QUANTITY | NOTES |
|------|---------------------|-------------------------------------|----------|-------|
| | 521-00082-19 | AUTO TRANS. +4" STD HOSE KIT | | |
| 1* | WAR-375X000-22 | WSH, FL TYPA-REG 0.375, ST SQC G2 | 2 | |
| 2* | 201-00257 | CLAMP, CABLE SGL DIA 3.5 | 1 | |
| 3* | 201-00258 | CLAMP, CABLE SGL DIA 2.50 | 1 | |
| 4* | 209-00804 | HOSE PROTECTOR-HP8-B BLK(F3N) | 1 | |
| 5* | NYL-375C000-25 | NUT,HEX NYL-INS 0.375-16,ST SQC G5 | 2 | |
| 6* | W07-500X000-20 | WSH, LCK, MED SPLT 0.50, ST SQC | 2 | |
| 7* | 505-01002 | SPLIT FLANGE KIT | 1 | |
| 8* | 505-02002 | SPLIT FLANGE KIT | 1 | |
| 9* | 505-06004 | CLAMP,C61-40,KIT | 1 | |
| 10* | 520-00053-4 | PUMP, TRIPLE | 1 | |
| 11* | S01-500CA50-25 | SCR, HHCS 0.50-13X1.50,ST SQC G5 | 2 | |
| 12* | 201-00119 | CLAMP, CONDUIT 2.50 DIA | 1 | |
| 13* | S01-312CA75-25 | SCR, HHCS 0.3125-18X1.75,ST SQC G5 | 1 | |
| 14* | N04-312C000-25 | NUT, HEX 0.3125-18, ST SQC G5 | 1 | |
| 15* | WBR-31RX875-20 | WSH, FL TYPB-REG 0.3125, ST SQC | 1 | |
| 16* | W07-312X000-20 | WSH, LCK, MED SPLT 0.3125,ST SQC | 1 | |
| 17* | 504-03509 | HOSE END 90, BEADED, 4 BOLT FLNG | 1 | |
| 18* | 514-55011 | ELBOW,90,MOFS-8/MORB-8 | 1 | |
| 19* | 514-67005 | FITTING | 1 | |
| 20* | 514-59031 | ELBOW,90,MOFS-16/C61-16 | 1 | |
| 21* | 503-93015 | HOSE KIT,VCKR TR PUMP +4'LNTH | 1 | |

* ITEM NOT SHOWN IN THE ILLUSTRATION

WHEN ORDERING PARTS, SPECIFY MODEL NUMBER, SERIAL NUMBER AND DESCRIPTION OF PARTS REQUIRED

NON - ILLUSTRATED PAGE

WHEN ORDERING PARTS, SPECIFY MODEL NUMBER, SERIAL NUMBER AND DESCRIPTION OF PARTS REQUIRED

MAN PUMP INSTALL - 8 BOLT PTO & 1" HOSE KIT

| ITEM | PART NUMBER | DESCRIPTION | QUANTITY | NOTES |
|------|--------------------|--|----------|-------|
| | 521-00082-7 | MAN PUMP INSTALL - 8 BOLT PTO & 1" HOSE KIT | | |
| 1* | WAR-375X000-22 | WSH, FL TYPA-REG 0.375, ST SQC G2 | 2 | |
| 2* | 201-00257 | CLAMP, CABLE SGL DIA 3.5 | 1 | |
| 3* | 201-00258 | CLAMP, CABLE SGL DIA 2.50 | 1 | |
| 4* | 209-00804 | HOSE PROTECTOR-HP8-B BLK(F3N) | 1 | |
| 5* | NYL-375C000-25 | NUT,HEX NYL-INS 0.375-16,ST SQC G5 | 2 | |
| 6* | W07-500X000-20 | WSH, LCK, MED SPLT 0.50, ST SQC | 2 | |
| 7* | 503-93010-1 | HOSE KIT - TRIPLE PUMP | 1 | |
| 8* | 505-01002 | SPLIT FLANGE KIT | 1 | |
| 9* | 505-02002 | SPLIT FLANGE KIT | 1 | |
| 10* | 505-06004 | CLAMP,C61-40,KIT | 1 | |
| 11* | 520-00053-3 | PUMP, TRIPLE | 1 | |
| 12* | S01-500CA50-25 | SCR, HHCS 0.50-13X1.50,ST SQC G5 | 2 | |
| 13* | 201-00119 | CLAMP, CONDUIT 2.50 DIA | 1 | |
| 14* | S01-312CA75-25 | SCR, HHCS 0.3125-18X1.75,ST SQC G5 | 1 | |
| 15* | N04-312C000-25 | NUT, HEX 0.3125-18, ST SQC G5 | 1 | |
| 16* | WBR-31RX875-20 | WSH, FL TYPB-REG 0.3125, ST SQC | 1 | |
| 17* | W07-312X000-20 | WSH, LCK, MED SPLT 0.3125,ST SQC | 1 | |
| 18* | 504-03509 | HOSE END 90, BEADED, 4 BOLT FLNG | 1 | |
| 19* | 514-55011 | ELBOW,90,MOFS-8/MORB-8 | 1 | |
| 20* | 514-67005 | FITTING | 1 | |
| 21* | 514-59031 | ELBOW,90,MOFS-16/C61-16 | 1 | |

* ITEM NOT SHOWN IN THE ILLUSTRATION

WHEN ORDERING PARTS, SPECIFY MODEL NUMBER, SERIAL NUMBER AND DESCRIPTION OF PARTS REQUIRED

NON - ILLUSTRATED PAGE

WHEN ORDERING PARTS, SPECIFY MODEL NUMBER, SERIAL NUMBER AND DESCRIPTION OF PARTS REQUIRED

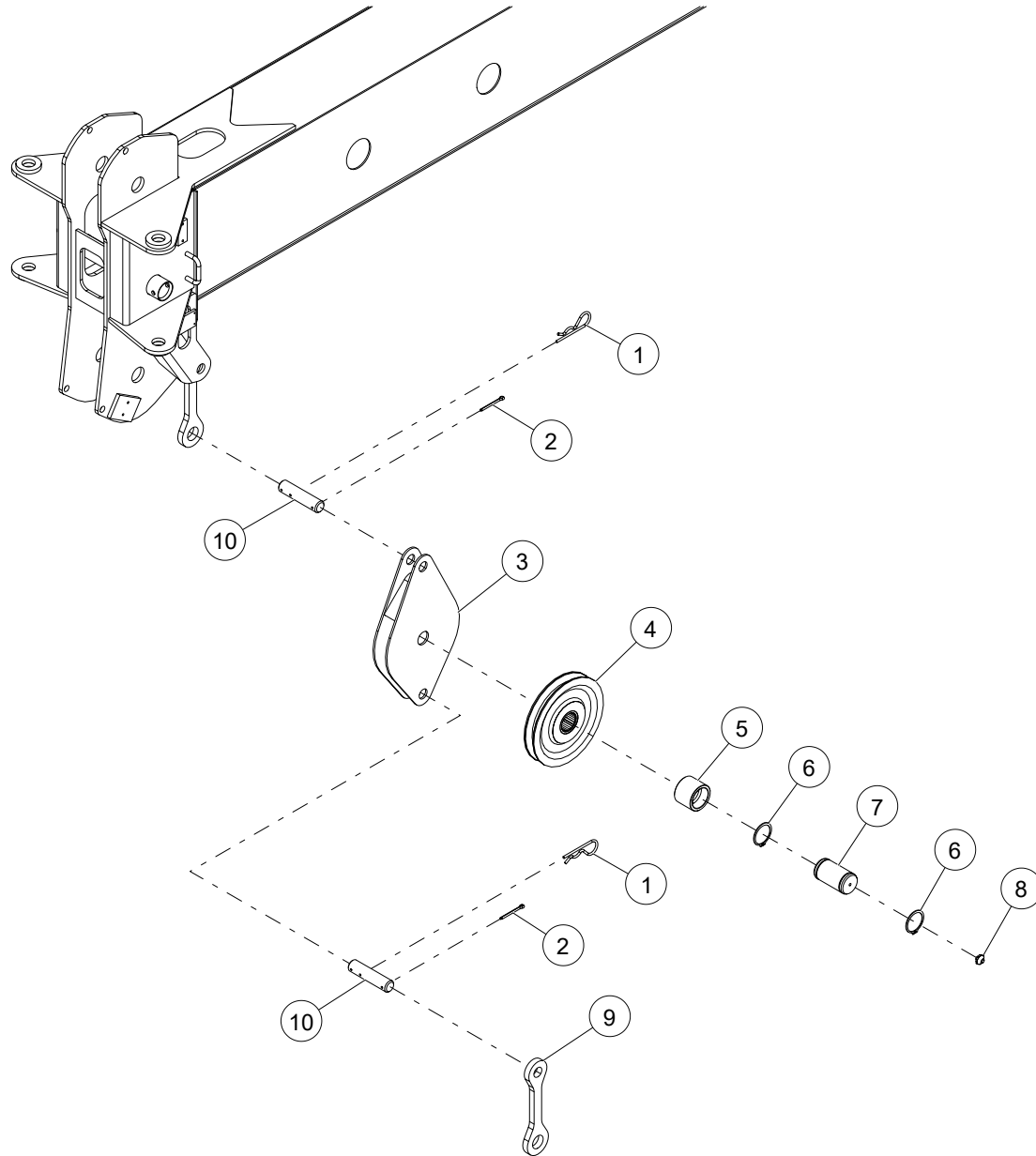
MISC OPTIONS

| ITEM | PART NUMBER | DESCRIPTION | QUANTITY | NOTES |
|------|----------------|-----------------------------|----------|--------------|
| | 1039474 | MISC. OPTIONS | | |
| 1* | 735-00004 | AUX SHEAVE ASSY | 1 | SEE PAGE 240 |
| 2* | 717-00052-2 | WINCH INSTALL COMBINED FLOW | 1 | SEE PAGE 242 |
| 3* | 526-00013-1 | OIL COOLER INSTALLATION | 1 | SEE PAGE 244 |
| 4* | T120099 | HARNES, BUMP THROTTLE | 1 | SEE PAGE 246 |
| 5* | 717-00054-2 | WINCH CABLE TENSIONER(12K) | 1 | SEE PAGE 248 |
| 6* | T131687 | RADIO REMOTE ASSEMBLY | 1 | SEE PAGE 250 |

* ITEM NOT SHOWN IN THE ILLUSTRATION

WHEN ORDERING PARTS, SPECIFY MODEL NUMBER, SERIAL NUMBER AND DESCRIPTION OF PARTS REQUIRED

AUX SHEAVE ASSY



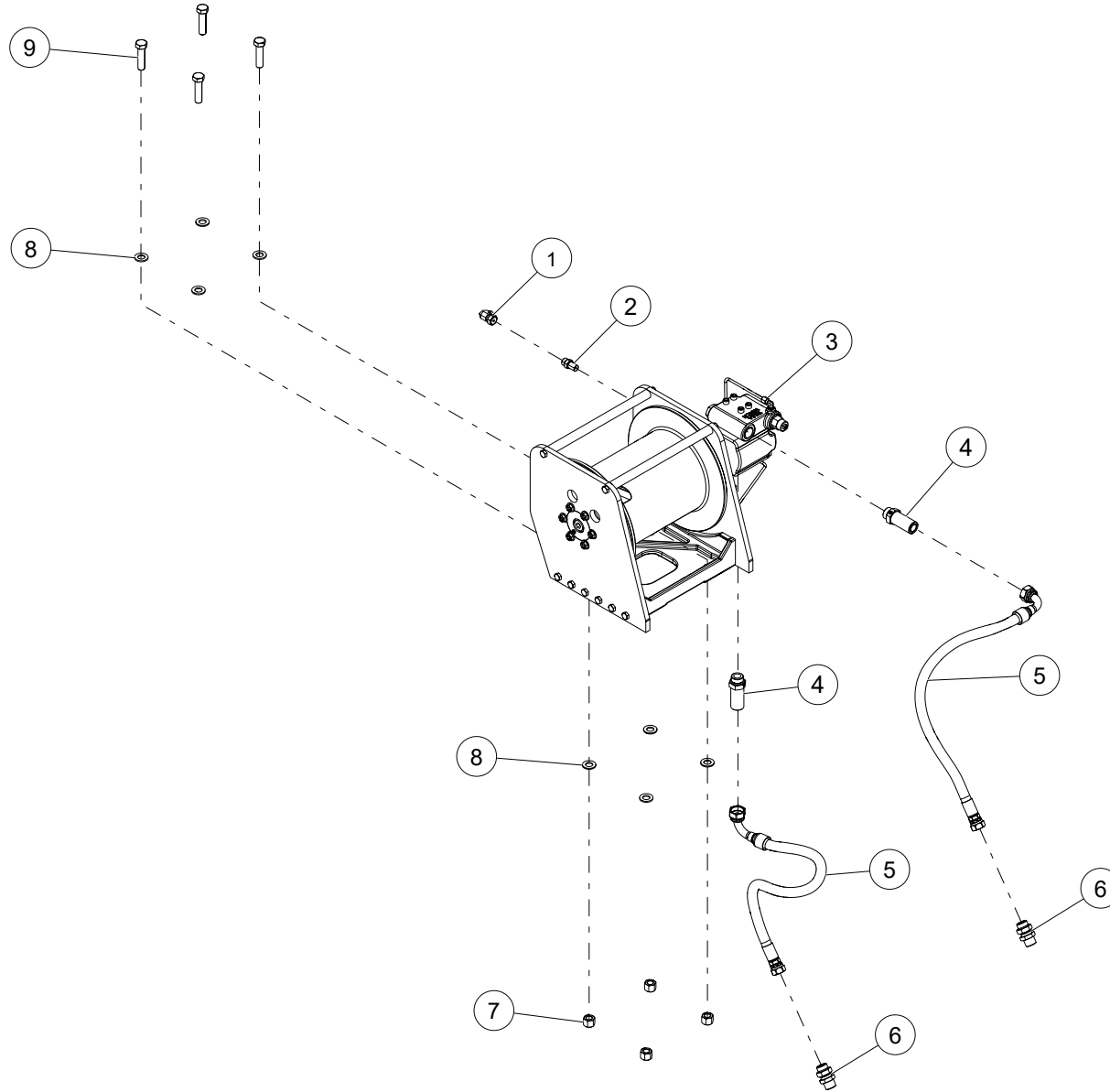
WHEN ORDERING PARTS, SPECIFY MODEL NUMBER, SERIAL NUMBER AND DESCRIPTION OF PARTS REQUIRED

AUX SHEAVE ASSY

| ITEM | PART NUMBER | DESCRIPTION | QUANTITY | NOTES |
|------|------------------|---------------------------------|----------|-------|
| | 735-00004 | AUX SHEAVE ASSY | | |
| 1 | PHP-178XC75-20 | HAIRPIN, SHAFT DIA 3/16 SQC | 2 | |
| 2 | P02-188XB00-20 | PIN, COTTER 0.1875X2.00, ST SQC | 2 | |
| 3 | 861-90320 | AUX SHEAVE BRKT WELD | 1 | |
| 4 | 860-40050 | SHEAVE ASSY-9/16 ROPE | 1 | |
| 5 | 274-30004 | RLR BRG-IN RACE MI-28 93-767) | 1 | |
| 6 | REX-A75X062-BP | RING, EXTSNP 1.75X0.062, ST BPH | 2 | |
| 7 | 870-50058 | PIN-SHEAVE | 1 | |
| 8 | 501-03001 | ZERK 1/4-28 ALEMITE | 1 | |
| 9 | 783-02786 | SUPPORT BAR | 1 | |
| 10 | 870-30200 | PIN-1 1/4DIA X5 1/4 93-133) | 2 | |

WHEN ORDERING PARTS, SPECIFY MODEL NUMBER, SERIAL NUMBER AND DESCRIPTION OF PARTS REQUIRED

WINCH INSTALL COMBINED FLOW



WHEN ORDERING PARTS, SPECIFY MODEL NUMBER, SERIAL NUMBER AND DESCRIPTION OF PARTS REQUIRED

WINCH INSTALL COMBINED FLOW

| ITEM | PART NUMBER | DESCRIPTION | QUANTITY | NOTES |
|------|--------------------|--|----------|-------|
| | 717-00052-2 | WINCH INSTALL COMBINED FLOW | | |
| 1 | 1013928 | ELBOW, 90, MOFS-4/FOFS-4 | 1 | |
| 2 | 1010461 | ADAPTER, -4 MNPT / -4 MOFS | 1 | |
| 3 | 1008313 | WINCH, 12K SINGLE SP | 1 | |
| 4 | 1010096 | ADAPTER -16 MORB/ -16 FOFS L | 2 | |
| 5 | C1075702 | HOSE, -12, 3000, FOFS-12SW / 90FOFS-16SW, 32 | 2 | |
| 6 | 1009984 | ADAPTER, MOFS-12/MOFS-12, BH | 2 | |
| 7 | NUT3-C7500008M0 | NYLON LOCK NUT, 3/4-10, GR8, MA | 4 | |
| 8 | WSH1-X7500008M0 | WASHER, 3/4, GR8, MA | 8 | |
| 9 | HHCS-C750C008M0 | HEX HEAD CAP SCREW, 3/4-10 X 3 LEN, GR8, MA | 4 | |

WHEN ORDERING PARTS, SPECIFY MODEL NUMBER, SERIAL NUMBER AND DESCRIPTION OF PARTS REQUIRED

OPTIONS

25-92RM Parts Manual



DATE: 03-2025

PAGE: 243

NON - ILLUSTRATED PAGE

WHEN ORDERING PARTS, SPECIFY MODEL NUMBER, SERIAL NUMBER AND DESCRIPTION OF PARTS REQUIRED

OIL COOLER INSTALLATION

| ITEM | PART NUMBER | DESCRIPTION | QUANTITY | NOTES |
|------|--------------------|--------------------------------------|----------|-------|
| | 526-00013-1 | OIL COOLER INSTALLATION | | |
| 1* | 501-05010 | OIL COOLER | 1 | |
| 2* | 400-05418 | THERMAL SWITCH-160DEG | 1 | |
| 3* | 400-04990 | SWITCH BOOT | 1 | |
| 4* | 502-50316 | HOSE ASSY-COOLER RETURN | 1 | |
| 5* | 502-50317 | HOSE ASSY-COOLER SUPPLY | 1 | |
| 6* | 782-01269 | SUPPORT, OIL COOLER | 2 | |
| 7* | 785-01481 | ANGLE-COOLER SUPPORT | 1 | |
| 8* | 517-90006 | ADAPTER-16 FORX 1" MPT | 2 | |
| 9* | 514-59021 | ELBOW, 90DEG 16 OFS | 1 | |
| 10* | 516-89013 | TEE, RUN SPCL | 1 | |
| 11* | 517-00045 | ADAPTER 6FP X 10 ORB | 1 | |
| 12* | S01-312CC50-25 | SCR, HHCS 0.3125-18X3.50, ST SQC G5 | 4 | |
| 13* | W07-312X000-20 | WSH, LCK, MED SPLT 0.3125, ST SQC | 4 | |
| 14* | N04-312C000-2A | NUT, HEX 0.3125-18, ST SQC GA | 4 | |
| 15* | SHR-375CA00-25 | SCR, HHCS FT 0.375-16X1.00, T SQC G5 | 6 | |
| 16* | W07-375X000-20 | WSH, LCK MED SPLT 0.375, ST SQC | 6 | |
| 17* | N04-375C000-2A | NUT, HEX 0.375-16, ST SQC GA | 6 | |
| 18* | 400-15086 | TIE WRAP 7 7/16 LG | 10 | |
| 19* | 780-00309 | PAD | 1 | |
| 20* | W07-250X000-20 | WSH, LCK, MED SPLT 0.25, ST SQC | 4 | |
| 21* | SHF-250C500-25 | SCR, HHCS FT 0.25-20X0.50, ST SQC G5 | 4 | |
| 22* | 400-01411 | LOOM, SPLIT 1/4 I.D. | 35 | |
| 23* | 400-05502 | FAN CONTROL BOX ASSY OIL COOL | 1 | |
| 24* | 011-20016 | SPACER, PIPE | 4 | |
| 25* | 802-01642 | GUARD, OIL COOLER | 1 | |

* ITEM NOT SHOWN IN THE ILLUSTRATION

WHEN ORDERING PARTS, SPECIFY MODEL NUMBER, SERIAL NUMBER AND DESCRIPTION OF PARTS REQUIRED

NON - ILLUSTRATED PAGE

WHEN ORDERING PARTS, SPECIFY MODEL NUMBER, SERIAL NUMBER AND DESCRIPTION OF PARTS REQUIRED

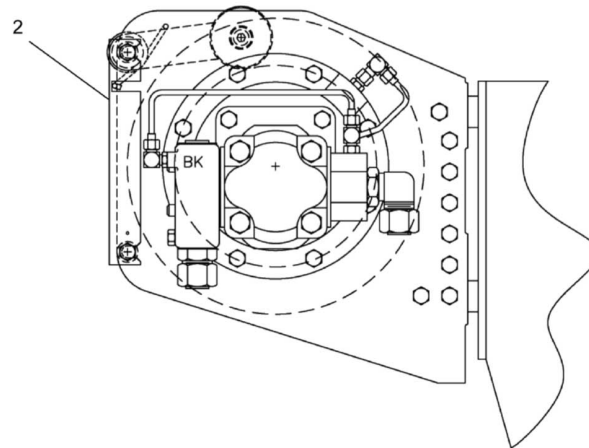
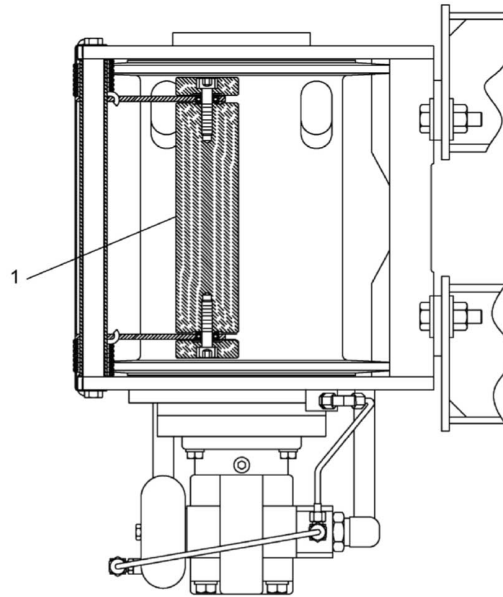
HARNES BUMP THROTTLE

| ITEM | PART NUMBER | DESCRIPTION | QUANTITY | NOTES |
|------|----------------|-----------------------------|----------|-------|
| | T120099 | HARNES BUMP THROTTLE | | |
| 1* | DT04-3P | CONNECTOR | 1 | |
| 2* | W3P | WEDGE LOCK | 1 | |
| 3* | 0460-215-16141 | PIN | 3 | |
| 4* | 2NT1-50 | SWITCH TOGGLE, ON-ON-MOM ON | 2 | |

* ITEM NOT SHOWN IN THE ILLUSTRATION

WHEN ORDERING PARTS, SPECIFY MODEL NUMBER, SERIAL NUMBER AND DESCRIPTION OF PARTS REQUIRED

WINCH CABLE TENSIONER(12K)



WHEN ORDERING PARTS, SPECIFY MODEL NUMBER, SERIAL NUMBER AND DESCRIPTION OF PARTS REQUIRED

OPTIONS

25-92RM Parts Manual



DATE: 03-2025

PAGE: 248

WINCH CABLE TENSIONER(12K)

| ITEM | PART NUMBER | DESCRIPTION | QUANTITY | NOTES |
|------|--------------------|-----------------------------------|----------|-------|
| | 717-00054-2 | WINCH CABLE TENSIONER(12K) | | |
| 1 | 901-00189 | CABLE TENSION ASSY-2800/4700 | 1 | |
| 2 | 802-01649.2 | COVER, WINCH CABLE REV.B | 1 | |

WHEN ORDERING PARTS, SPECIFY MODEL NUMBER, SERIAL NUMBER AND DESCRIPTION OF PARTS REQUIRED

OPTIONS

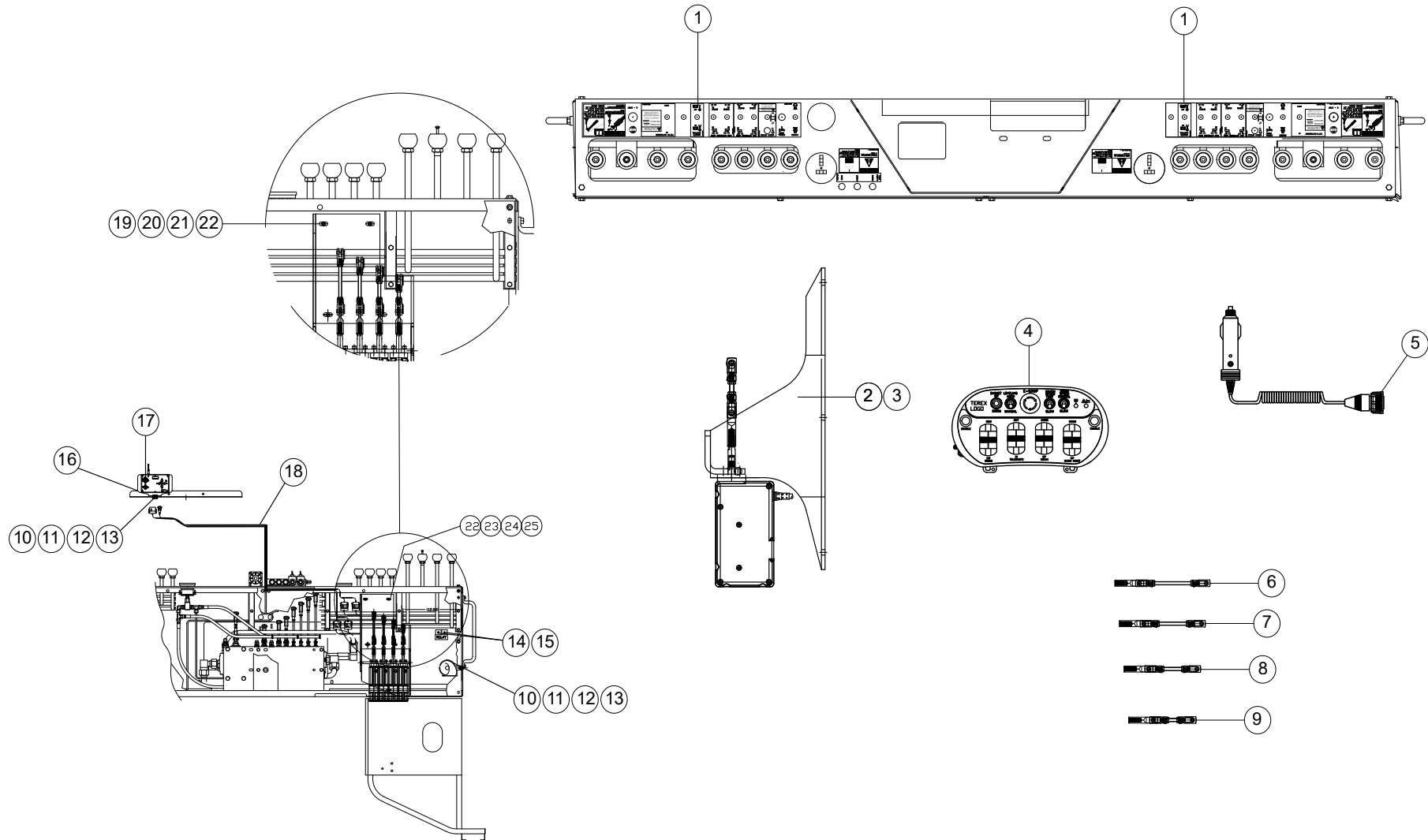
25-92RM Parts Manual



DATE: 03-2025

PAGE: 249

RADIO REMOTE ASSEMBLY



WHEN ORDERING PARTS, SPECIFY MODEL NUMBER, SERIAL NUMBER AND DESCRIPTION OF PARTS REQUIRED

RADIO REMOTE ASSEMBLY

| ITEM | PART NUMBER | DESCRIPTION | QUANTITY | NOTES |
|------|----------------|---------------------------------------|----------|-------|
| | T131687 | RADIO REMOTE ASSEMBLY | | |
| 1 | 410-04124 | SWITCH, TOGGLE ON/OFF | 2 | |
| 2 | T131683 | RADIO ACTUATOR VALVE SUB ASSEMBLY | 1 | |
| 3 | T127105 | ACTUATOR 3.0 INCH TRAVEL | 4 | |
| 4 | T127365 | RADIO REMOTE TRANSMITTER | 1 | |
| 5 | 403-00107 | CIGARETTE LIGHTER CHARGER | 1 | |
| 6 | T127101 | ACTUATOR LINKAGES SUB ASSY 6.32 | 1 | |
| 7 | T127367 | ACTUATOR LINKAGES SUB ASSY 5.46 | 1 | |
| 8 | T127397 | ACTUATOR LINKAGES SUB ASSY 4.59 | 1 | |
| 9 | T127396 | ACTUATOR LINKAGES SUB ASSY 3.72 | 1 | |
| 10 | SHF-250CA00-25 | SCR,HHCS FT 0.25-20X1.00,ST SQC G5 | 4 | |
| 11 | WAN-25NX000-20 | WSH, FL TYPA-NRW 0.25, ST SQC | 8 | |
| 12 | W07-250X000-20 | WSH, LCK, MED SPLT 0.25, ST SQC | 4 | |
| 13 | N04-250C000-25 | NUT, HEX 0.25-20, ST SQC G5 | 4 | |
| 14 | N23-190C000-20 | NUT, HEX, MACH 10-24, ST SQC | 6 | |
| 15 | SL4-190C500-25 | SCR, SLT RND MS 10-24X0.500 ST SQC G5 | 2 | |
| 16 | T128166 | MOUNTING BRACKET | 1 | |
| 17 | T127366 | RECEIVER, MAIN CONTROL | 1 | |
| 18 | T127369 | WIRE HARNESS, RANGE 4 CRANE | 1 | |
| 19 | SHF-375CA25-25 | SCR,HHCS FT 0.375-16X1.25,ST SQC G5 | 5 | |
| 20 | WAN-37NX000-20 | WSH, FL TYPA-NRW 0.375, ST SQC | 5 | |
| 21 | W07-375X000-20 | WSH, LCK MED SPLT 0.375, ST SQC | 5 | |
| 22 | N04-375C000-25 | NUT, HEX 0.375-16, ST SQC G5 | 5 | |
| 23* | T127004 | KIT RADIO REMOTE CONTROL SYSTEM | 1 | |
| 24* | T127100 | ACTUATOR LINKAGE KIT | 1 | |
| 25* | SL5-190CA25-20 | SCR, CREC RND MS 10-24X1.25, ST SQC | 4 | |
| 26* | WAR-190X000-22 | WSH, FL TYPA-REG 10, ST SQC G2 | 4 | |
| 27* | W07-190X000-20 | WSH, LCK, MED SPLT 10, ST SQC | 4 | |
| 28* | NYL-190C000-22 | NUT, HEX NYL-INS 10-24, ST SQC G2 | 2 | |

* ITEM NOT SHOWN IN THE ILLUSTRATION

WHEN ORDERING PARTS, SPECIFY MODEL NUMBER, SERIAL NUMBER AND DESCRIPTION OF PARTS REQUIRED

OPTIONS

25-92RM Parts Manual



DATE: 03-2025

PAGE: 251

NON - ILLUSTRATED PAGE

WHEN ORDERING PARTS, SPECIFY MODEL NUMBER, SERIAL NUMBER AND DESCRIPTION OF PARTS REQUIRED

ROPE OPTIONS

| ITEM | PART NUMBER | DESCRIPTION | QUANTITY | NOTES |
|------|----------------|---------------------------------------|----------|-------|
| | 1032764 | ROPE OPTIONS | | |
| 1* | 1026390 | ROTATION RESISTANT ROPE 9/16" - 315FT | 1 | |

* ITEM NOT SHOWN IN THE ILLUSTRATION

WHEN ORDERING PARTS, SPECIFY MODEL NUMBER, SERIAL NUMBER AND DESCRIPTION OF PARTS REQUIRED

PAGE INTENTIONALLY LEFT BLANK

MANUALS



WHEN ORDERING PARTS, SPECIFY MODEL NUMBER, SERIAL NUMBER AND DESCRIPTION OF PARTS REQUIRED

25-92RM MANUAL PACKS

| ITEM | PART NUMBER | DESCRIPTION | QUANTITY | NOTES |
|------|-------------|------------------------------|----------|--------------|
| | 1025706 | 25-92RM MANUAL PACK | | |
| 1 | C1084249 | 25-92RM MANUAL PACK, ENGLISH | 1 | SEE PAGE 258 |

WHEN ORDERING PARTS, SPECIFY MODEL NUMBER, SERIAL NUMBER AND DESCRIPTION OF PARTS REQUIRED

25-92RM MANUAL PACKS, EN-SP-FR

| ITEM | PART NUMBER | DESCRIPTION | QUANTITY | NOTES |
|------|-----------------|--|----------|-------|
| | C1084249 | 25-92RM MANUAL PACK, ENGLISH | | |
| | C1084248 | 25-92RM FLASHDRIVE - OPERATOR'S, PARTS, SHOP & SCHEMATICS, ENGLISH | | |
| | C1084246 | 25-92RM PARTS MANUAL | | |
| | C1084244 | 25-92RM OPERATOR'S MANUAL, ENGLISH | | |

WHEN ORDERING PARTS, SPECIFY MODEL NUMBER, SERIAL NUMBER AND DESCRIPTION OF PARTS REQUIRED

MANUALS

25-92RM Parts Manual



DATE: 03-2025

PAGE: 258



www.loadkingmfg.com

25-92RM PARTS MANUAL

Load King
7701 Independence Ave.
Kansas City, MO 64125
Parts: (816) 241- 8387
Service: (833) 281-7911
info@loadkingmfg.com