

LOAD KING



PARTS MANUAL OUTBACK OUTBACK 35-48DR

REVA
MAY 2025

C1083787

WARNING: Operating, servicing and maintaining this equipment can expose you to chemicals including engine exhaust, carbon monoxide, phthalates, and lead, which are known to the State of California to cause cancer and birth defects or other reproductive harm. These chemicals can be emitted from or contained in other various parts and systems, fluids and some component wear by-products. To minimize exposure, avoid breathing exhaust, do not idle the engine except as necessary, service your equipment and vehicle in a well-ventilated area and wear gloves or wash your hands frequently when servicing your equipment or vehicle and after operation. For more information go to www.P65Warnings.ca.gov/passenger-vehicle.

Breathing diesel engine exhaust exposes you to chemicals known to the State of California to cause cancer and birth defects or other reproductive harm.

- Always start and operate the engine in a well-ventilated area.
- If in an enclosed area, vent the exhaust to the outside.
- Do not modify or tamper with the exhaust system.
- Do not idle the engine except as necessary.

For more information go to www.P65warnings.ca.gov/diesel.

Limited Product Warranty

Load King LLC provides a ONE (1) year limited warranty on the entire machine.

Load King LLC provides a TWO (2) year limited warranty on Load King manufactured components. (Parts built and manufactured by Load King only)

Products designed and manufactured by Load King, Incorporated, are warranted to be free from defects in material and workmanship at the time of initial delivery subject to the following provisions:

For one (1) year following initial delivery of the product, Load King will, at its option, repair or replace any part found by Load King to be defective in material or workmanship. The customer is obligated to contact Load King, Inc. prior to any work being performed on equipment. A completed Load King Warranty Claim Form is required within thirty (30) days of the date of failure of any warranted part. Load King will inspect defective parts for approval prior to issuing credit to the customer. Defective parts shall be shipped to the factory pre-paid motor freight or UPS within 30 days of failure of any warranted part if factory requests return of said parts.

The Load King limited warranty does not cover: (a) products which have not been operated and maintained in accordance with Load King operators and maintenance schedules, programs, or bulletins; (b) products which have not been mounted in accordance with Load King installation procedures; (c) products not manufactured by Load King which are supplied by Load King (d) products which are repaired without using original Load King parts; or (e) transportation or delivery to a Load King service facility or the customer's location.

The battery, generator, hydraulic components, electrical components, drive motors, and or other parts/equipment, but not limited to, not manufactured by Load King is subject to warranty guidelines set forth by the respective manufacturers and their allowed warranty period. Such warranties shall be handled direct through the respective manufacturer or one of its distributors.

This warranty is in lieu of any other warranties, express or implied. There is no warranty of merchantability or fitness for a particular purpose, nor is there any other warranty, express or implied, except as specifically stated herein. No associate, agent or representative of Load King is authorized to extend any warranty on Load King's behalf. Load King shall in no event be liable for any special, indirect, or consequential damages or claims of any third party against the Customer.

WARRANTY CLAIMS WILL NOT BE PROCESSED UNLESS THERE HAS BEEN PRIOR APPROVAL FROM THE FACTORY FOR THE REPAIR WORK THAT IS TO BE PERFORMED. (THIS EXCLUDES TRAVEL TIME AND OR MILEAGE WHICH IS NOT ALLOWED OR COVERED UNDER THE LOAD KING LIMITED WARRANTY.) NO EXCEPTIONS WILL BE MADE.

INSTRUCTIONS FOR ORDERING PARTS

When ordering parts, contact your nearest Load King distributor and give the following information to assure prompt service:

MACHINE IDENTIFICATION:

The serial number is shown on a plate on the outside front of the operator's console for convenient access.

PART IDENTIFICATION:

State the part number, description and quantity required. Do not use the item number. Avoid using the words "pairs" or "sets".

SHIPPING INSTRUCTIONS:

State the invoicing address. Unless otherwise specified, invoices will be mailed to the shipping address on file.

State the correct shipping address and the means of shipment: parcel post, air mail, air freight, UPS, etc.

Load King
7701 Independence Ave,
Kansas City, MO 64125
Parts: (816) 241- 8387
Service: (833) 281-7911
info@loadkingmfg.com

SERIAL NO./MODEL DATE OF MANUFACTURE

THE RATED PLATFORM CAPACITY IS LBS OR KG NUMBER OF PLATFORMS

THE MINIMUM PLATFORM HEIGHT IS FT OR M

THE ELECTRICAL SYSTEM VOLTAGE IS VDC THE HYDRAULICS SYSTEM PRESSURE IS PSI OR KG/CM²

THE MAXIMUM AMBIENT OPERATING TEMPERATURE IS F OR C

THE BOOM IS NON-INSULATED INSULATED THE DESIGN VOLTAGE IS

THE DIELECTRIC RATING IS CATEGORY WITH A RATED LINE VOLTAGE OF

A CHASSIS INSULATION SYSTEM IS INSTALLED YES NO DATE OF QUALIFICATION TEST

A MATERIAL HANDLING ATTACHMENT IS INSTALLED YES NO

OUTRIGGERS ARE REQUIRED FOR STABILITY YES NO DATE OF STABILITY TEST

MINIMUM VEHICLE WEIGHT FOR STABILITY LBS OR KG

UNIT INSTALLED BY

OPERATING INSTRUCTIONS

BEFORE OPERATING THIS AERIAL DEVICE, READ AND UNDERSTAND ALL OPERATING AND SAFETY INFORMATION IN THE MANUAL AND ALL INFORMATION ON THIS PLACARD.

1. ALWAYS PARK VEHICLE AS NEARLY LEVEL AS POSSIBLE.
2. WHEN WORKING ON A SLOPE, DRIVE INTO OR BACK INTO POSITION.
3. DO NOT OPERATE THIS AERIAL DEVICE ON A SLOPE GREATER THAN 5°.
4. INSPECT THIS AERIAL DEVICE FOR VISIBLE DEFECTS OR LOOSE OBJECTS.
5. INSPECT INSULATED BOOM AND OTHER INSULATED MATERIAL FOR CLEANLINESS.
6. SET VEHICLE PARKING BRAKE AND CHOCK WHEELS.
7. ENGAGE HYDRAULICS POWER SOURCE.
8. EXTEND OUTRIGGERS, IF SO EQUIPPED, TO A SOLID FOOTING.
9. RAISE BOOM SUFFICIENTLY TO CLEAR OBSTRUCTIONS ON TRUCK BEFORE ROTATING.
10. OPERATING ALL HYDRAULICS CONTROLS SLOWLY AND DELIBERATELY FOR SMOOTH PLATFORM MOTION.
11. WHEN CHANGING THE DIRECTION OF ROTATION, COME TO A FULL STOP, THEN REVERSE CONTROL.

THIS AERIAL DEVICE, AS MANUFACTURED, MEETS OR EXCEEDS ALL APPLICABLE ANSI AND OSHA REQUIREMENTS

OUTBACK

7701 Independence Ave,
Kansas City, MO 64125,
United States

C1064233-REVB

USING THIS PARTS BOOK

This Parts Manual has been designed for optimum ease of reading and is the key to Customer-Distributor-Factory communication. Genuine replacement parts, along with interchangeable product improvements as they become available, will keep your machine in a reliable and productive condition.

Use this manual as a supplement to the Operator's Manual when performing service procedures on the machine.

EXPLODED VIEW ILLUSTRATIONS show the relationship of assembled parts. The illustrations are keyed to an accompanying parts list on the same page or on the facing page and are positioned for ease in reading the manual.



IMPORTANT

This manual lists serviceable parts for every machine built of this model designation. Serial numbers are used to identify parts when a product improvement is made or an alternate component is used. It is important to know the serial number of the machine before searching for replacement parts.

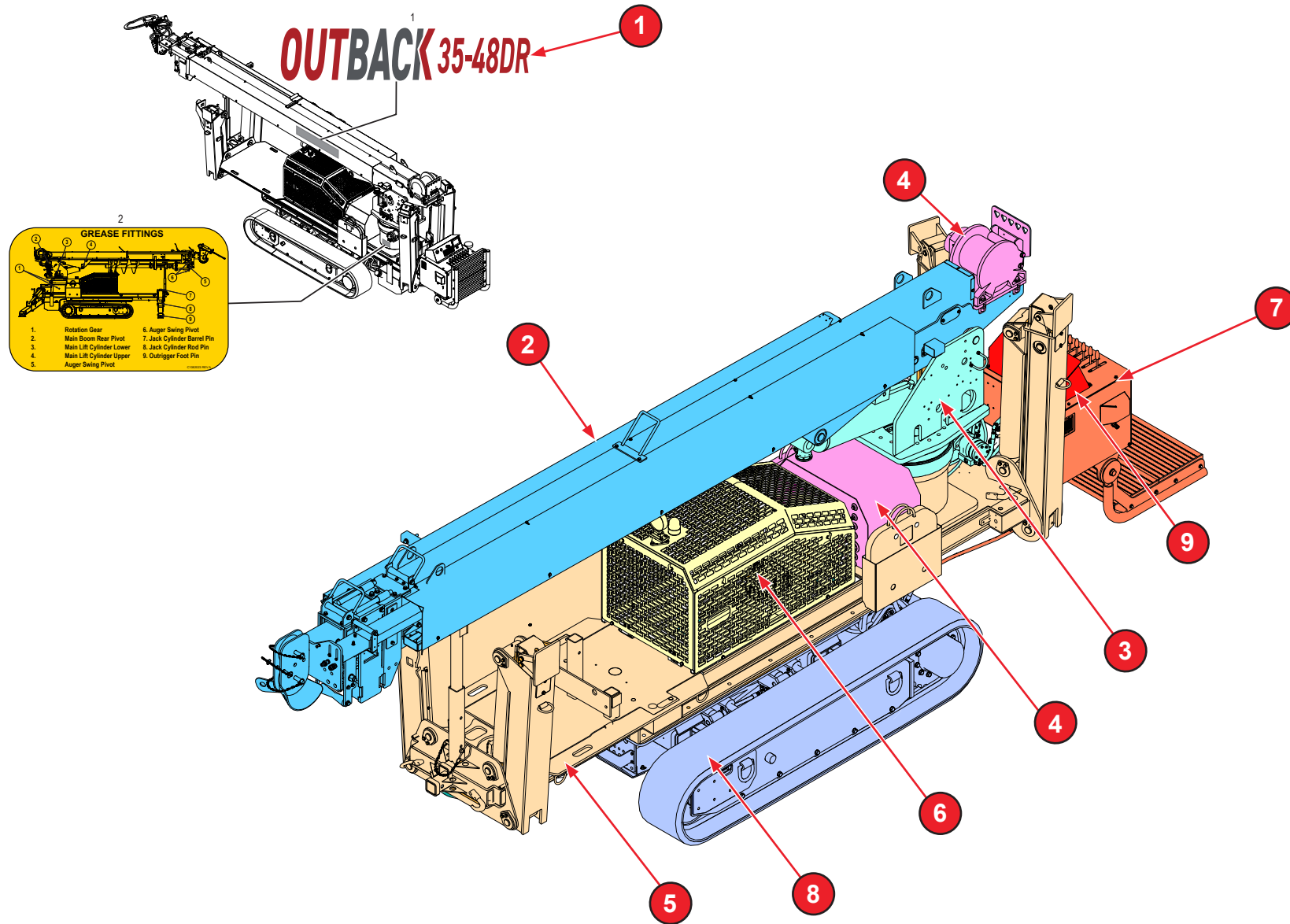
TABLE OF CONTENTS

OUTBACK OVERVIEW	9	SLAB ASSEMBLY	141
OUTBACK OVERVIEW	10	SLAB ASSEMBLY W/ OUTRIGGERS.....	142
DECALS	13	HOSE REEL WITH BRACKET ASM	148
OUTBACK 35-48DR DECAL KIT	14	ENGINE INSTALLATION	151
BOOM ASSEMBLY	37	ENGINE INSTALLATION, MINI DIGGER.....	152
BOOM ASSEMBLY	38	ENGINE COVER ASSEMBLY	154
MAIN BOOM ASSEMBLY	40	35-48DR ENGINE COVER ASSEMBLY.....	156
SECONDARY BOOM ASSEMBLY.....	46	VALVE FRAME ASSEMBLY	159
FIBERGLASS BOOM ASSEMBLY.....	50	VALVE FRAME ASSEMBLY	160
AUGER HANGER ASM	52	TUBULAR STEP ASSEMBLY.....	164
BOOM TIP OPTIONS.....	54	TRACKS	167
CAN HANDLER WINCH INSTALLATION.....	56	TRACK ASSEMBLY	168
CAN HANDLER WINCH ASM	58	TRACK DRIVE KIT.....	174
CAN HANDLER JIB ARM	62	PHV-4B TRACK DRIVE MOTOR.....	176
TRANSFORMER MATERIAL HANDLING JIB INSTALLATION.....	64	LARGE IDLER WHEEL ASSEMBLY.....	182
MATERIAL HNDLER JIB W/HOLDER	66	ELECTRICAL ASSEMBLY	185
MATERIAL HANDLER JIB.....	68	ELECTRICAL ASSEMBLY.....	186
JIB HOLDER ASM.....	70	PROX SENSOR ASSY	190
DUAL BUCKET 300 LBS INSTALLATION	74	MANUALS	193
DUAL BUCKET ADAPTER	76	OUTBACK 35-48DR MANUALS PACKS OPTIONS	194
COMPLETE BUCKET ASSEMBLY.....	78		
BUCKET HANGER ASSEMBLY.....	80		
BRAKE W/HANDLE ASM	82		
SINGLE BUCKET ARM INSTALLATION	84		
SINGLE BUCKET ARM ADAPTER.....	86		
HYDRAULIC POLE GUIDE, (MANUAL TILT) INSTALLATION	88		
STANDARD POLE CLAW ASM.....	90		
OPTIONS, AUGER DRIVE ASSEMBLIES	92		
AUGER DRIVE ASSEMBLY.....	94		
AUGER DRIVE ASSEMBLY (DINAMIC OIL).....	96		
TURRET	99		
TURRET ASSEMBLY.....	100		
ELECTRICAL BOX ASSEMBLY.....	104		
SLEW BEARING AND MOTOR.....	106		
HYDRAULICS	109		
UPPER HYDRAULIC ASSEMBLY	110		
LOWER HYDRAULIC ASSEMBLY	122		

PAGE INTENTIONALLY LEFT BLANK

OUTBACK OVERVIEW

OUTBACK OVERVIEW



WHEN ORDERING PARTS, SPECIFY MODEL NUMBER, SERIAL NUMBER AND DESCRIPTION OF PARTS REQUIRED

OUTBACK OVERVIEW

35-48DR OUTBACK OVERVIEW

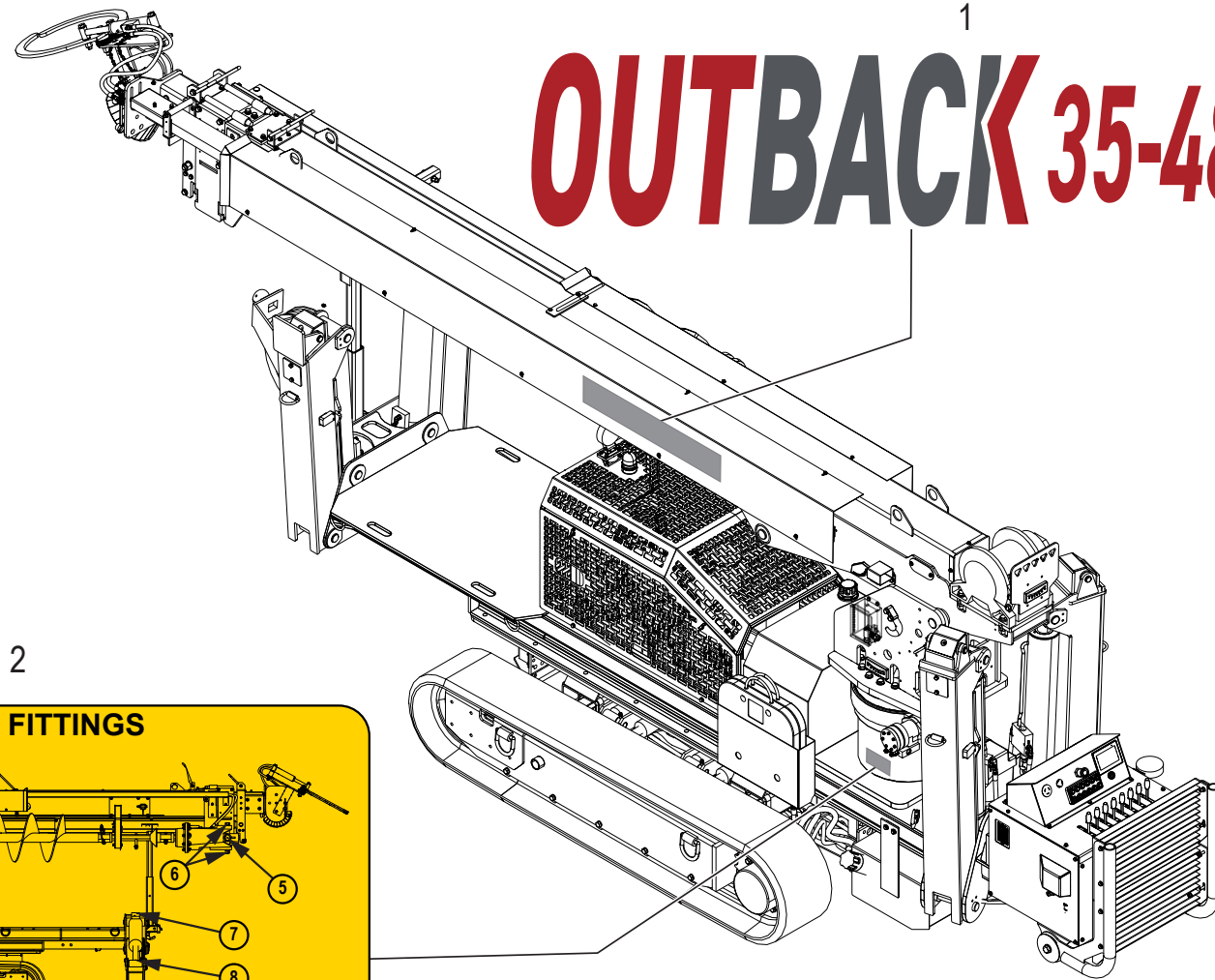
- 1 DECALS
- 2 BOOM ASSEMBLY
- 3 TURRET
- 4 HYDRAULICS
- 5 SLAB ASSEMBLY
- 6 ENGINE INSTALLATION
- 7 VALVE FRAME ASSEMBLY
- 8 TRACKS
- 9 ELECTRICAL ASSEMBLY
- 10* MANUALS

* ITEM NOT SHOWN IN THE ILLUSTRATION

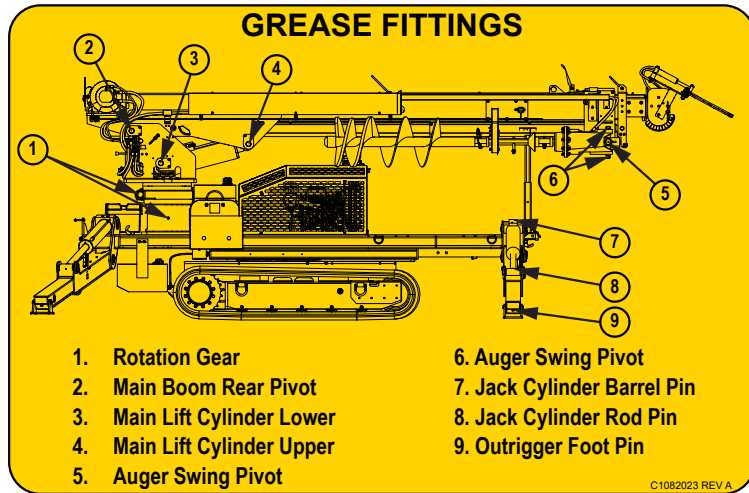
WHEN ORDERING PARTS, SPECIFY MODEL NUMBER, SERIAL NUMBER AND DESCRIPTION OF PARTS REQUIRED

PAGE INTENTIONALLY LEFT BLANK

DECALS



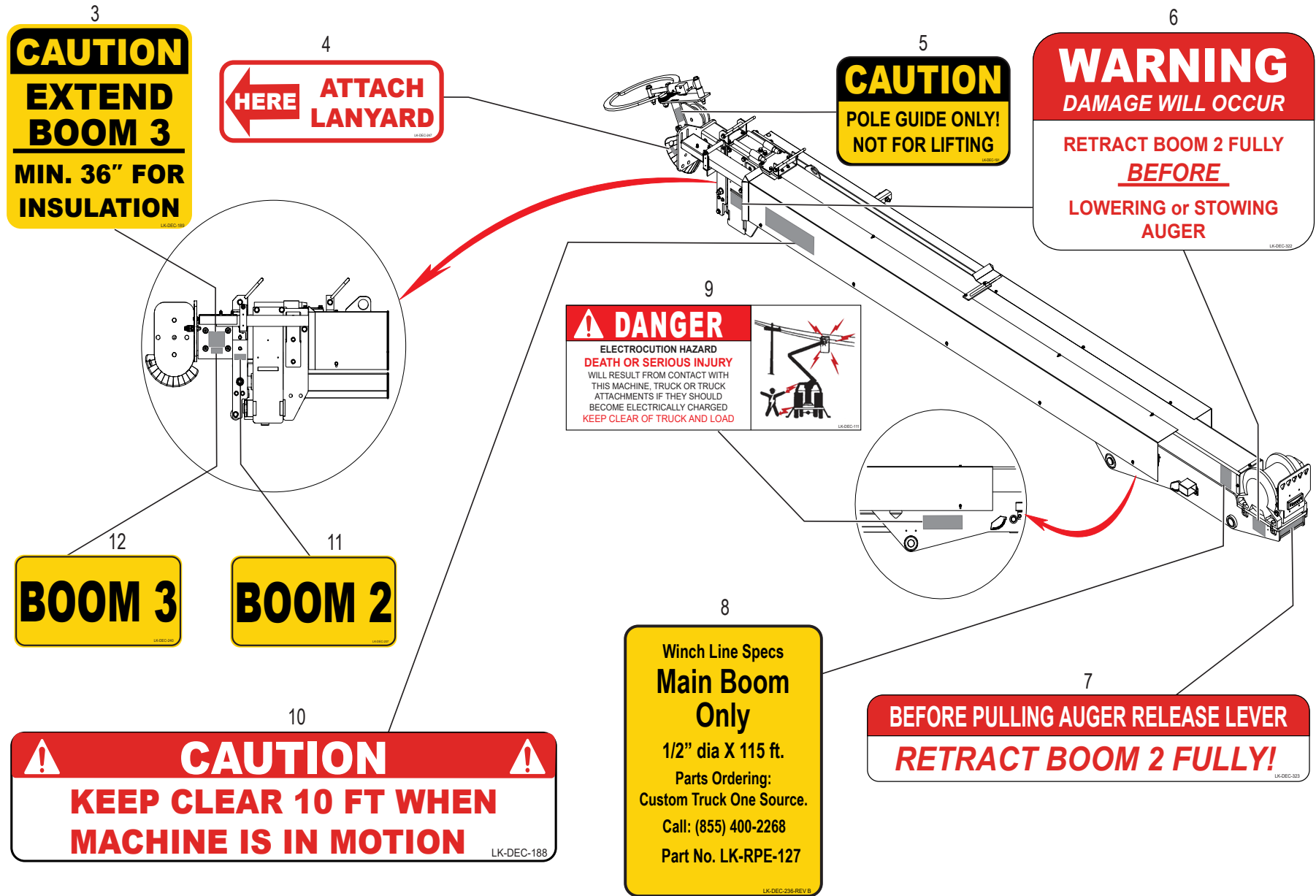
OUTBACK 35-48DR



WHEN ORDERING PARTS, SPECIFY MODEL NUMBER, SERIAL NUMBER AND DESCRIPTION OF PARTS REQUIRED

ITEM	PART NUMBER	DESCRIPTION	QUANTITY	NOTES
	C1069635	OUTBACK 35-48DR DECAL KIT		
1	C1082005	LOW (BOOM DECAL)	1	Total 2 in OUTBACK 35-48DR DECAL KIT
2	C1082023	GREASE FITTING CHART	1	

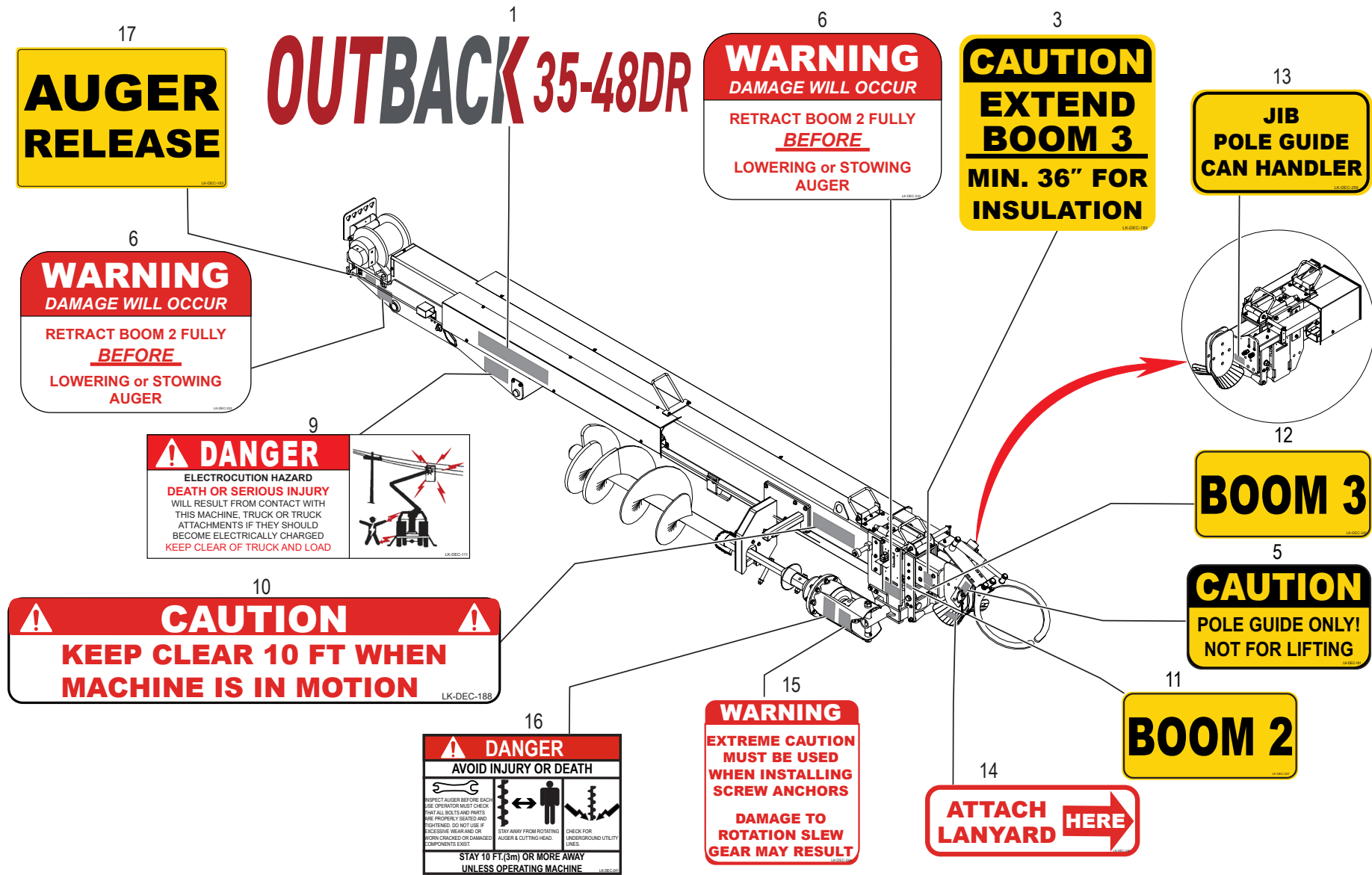
WHEN ORDERING PARTS, SPECIFY MODEL NUMBER, SERIAL NUMBER AND DESCRIPTION OF PARTS REQUIRED



WHEN ORDERING PARTS, SPECIFY MODEL NUMBER, SERIAL NUMBER AND DESCRIPTION OF PARTS REQUIRED

ITEM	PART NUMBER	DESCRIPTION	QUANTITY	NOTES
	C1069635	OUTBACK 35-48DR DECAL KIT		
3	LK-DEC-189	EXTEND BOOM 3 MIN 36 IN. FOR INSULATION	1	Total 2 in OUTBACK 35-48DR DECAL KIT
4	LK-DEC-247	ATTACH LANYARD HERE (1" X 3" RED AND WHITE)	1	
5	LK-DEC-191	CAUTION POLE GUIDE ONLY NOT FOR LIFTING	1	Total 2 in OUTBACK 35-48DR DECAL KIT
6	LK-DEC-322	WARNING DAMAGE WILL OCCUR RETRACT BOOM 2	2	Total 3 in OUTBACK 35-48DR DECAL KIT
7	LK-DEC-323	BEFORE PULLING AUGER RELEASE LEVER RETRACT BOOM 2	1	
8	LK-DEC-236	MAIN BOOM ONLY WINCH LINE SPECS	1	
9	LK-DEC-111	DANGER ELECTROCUTION HAZARD	1	Total 2 in OUTBACK 35-48DR DECAL KIT
10	LK-DEC-188	CAUTION KEEP CLEAR 10FT. WHEN MACHINE IS IN MOTION	1	Total 2 in OUTBACK 35-48DR DECAL KIT
11	LK-DEC-207	BOOM 2	1	Total 2 in OUTBACK 35-48DR DECAL KIT
12	LK-DEC-240	BOOM 3	1	Total 2 in OUTBACK 35-48DR DECAL KIT

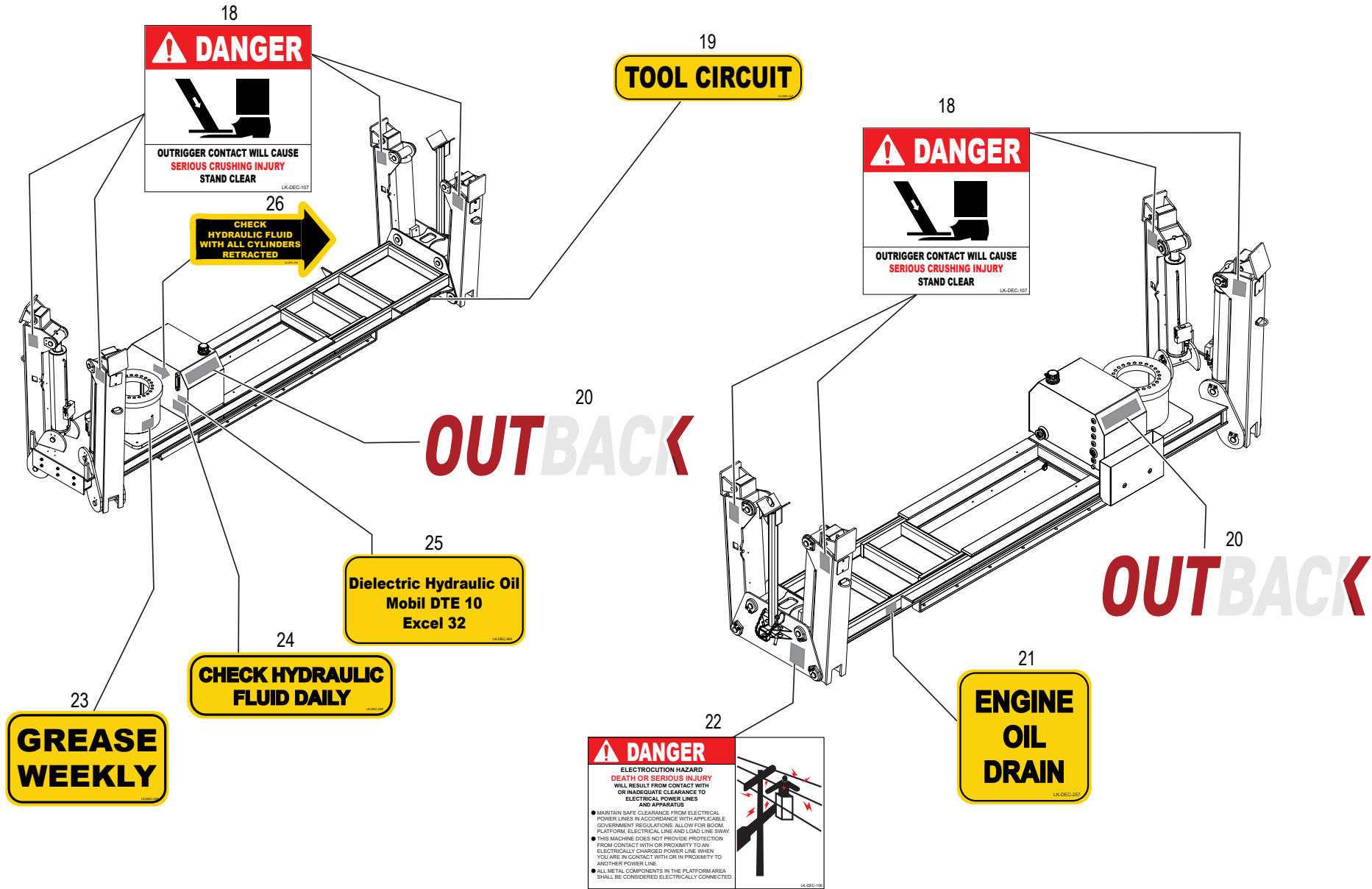
WHEN ORDERING PARTS, SPECIFY MODEL NUMBER, SERIAL NUMBER AND DESCRIPTION OF PARTS REQUIRED



WHEN ORDERING PARTS, SPECIFY MODEL NUMBER, SERIAL NUMBER AND DESCRIPTION OF PARTS REQUIRED

ITEM	PART NUMBER	DESCRIPTION	QUANTITY	NOTES
	C1069635	OUTBACK 35-48DR DECAL KIT		
13	LK-DEC-259	JIB/CAN HANDLER/POLE GUIDE	1	
14	LK-DEC-246	ATTACH LANYARD HERE (1" X 3" RED AND WHITE)	1	
15	LK-DEC-244	WARNING EXTREME CAUTION MUST BE USED WHEN INSTALLING SCREW ANCHORS	1	
16	LK-DEC-241	JEFFEREY MACHINE AUGER DECAL	1	
17	LK-DEC-193	AUGER RELEASE	1	

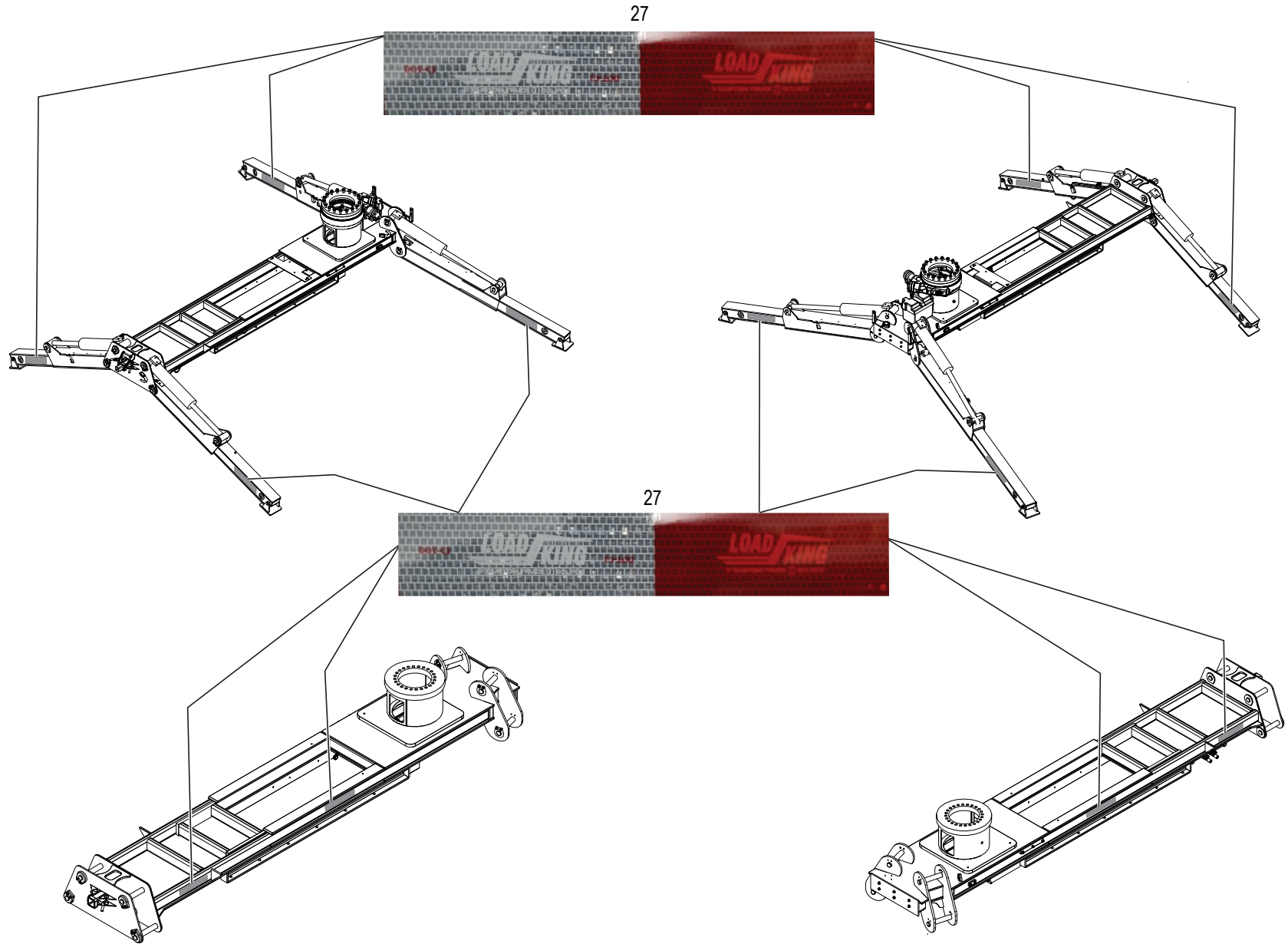
WHEN ORDERING PARTS, SPECIFY MODEL NUMBER, SERIAL NUMBER AND DESCRIPTION OF PARTS REQUIRED



WHEN ORDERING PARTS, SPECIFY MODEL NUMBER, SERIAL NUMBER AND DESCRIPTION OF PARTS REQUIRED

ITEM	PART NUMBER	DESCRIPTION	QUANTITY	NOTES
	C1069635	OUTBACK 35-48DR DECAL KIT		
18	LK-DEC-107	DANGER OUTRIGGER CONTACT WILL CAUSE	8	
19	LK-DEC-307	TOOL CIRCUIT	1	Total 2 in OUTBACK 35-48DR DECAL KIT
20	LK-DEC-114	OUTBACK LOGO	2	Total 3 in OUTBACK 35-48DR DECAL KIT
21	LK-DEC-257	ENGINE OIL DRAIN (2 X 2 YELLOW/BLACK) NEW DECAL	1	
22	LK-DEC-108	DANGER ELECTROCUTION HAZARD	1	Total 4 in OUTBACK 35-48DR DECAL KIT
23	LK-DEC-329	GREASE WEEKLY	1	
24	LK-DEC-250	CHECK HYDRAULIC FLUID DAILY	1	
25	LK-DEC-263	DIELECTRIC HYDRAULIC OIL MOBILE DTE 10	1	
26	LK-DEC-330	CHECK HYDRAULIC FLUID WITH ALL CYLINDERS RETRACTED	1	

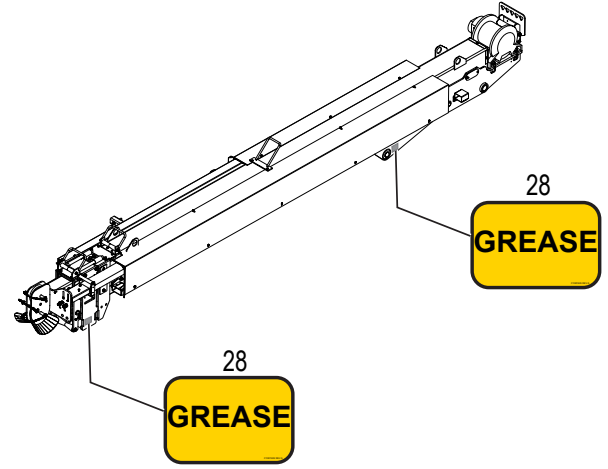
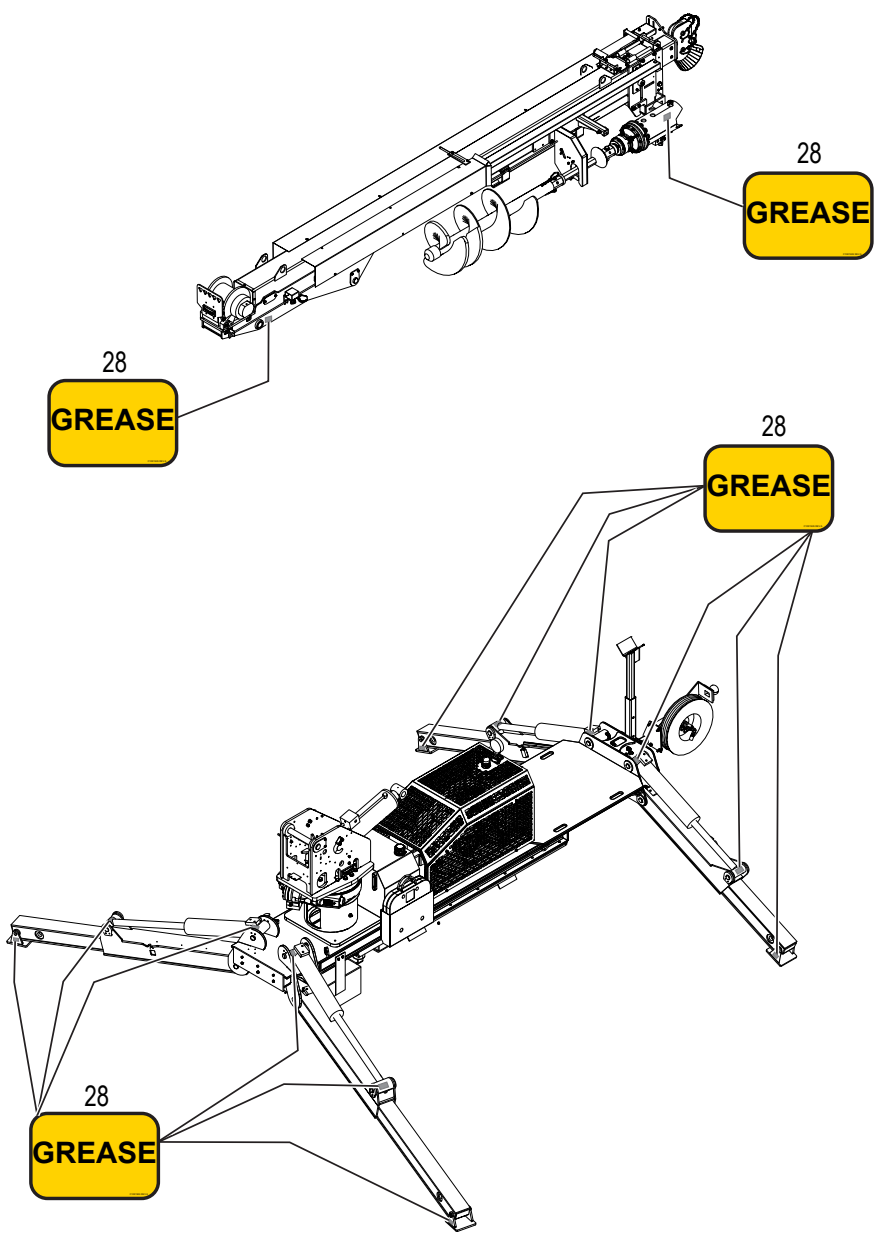
WHEN ORDERING PARTS, SPECIFY MODEL NUMBER, SERIAL NUMBER AND DESCRIPTION OF PARTS REQUIRED



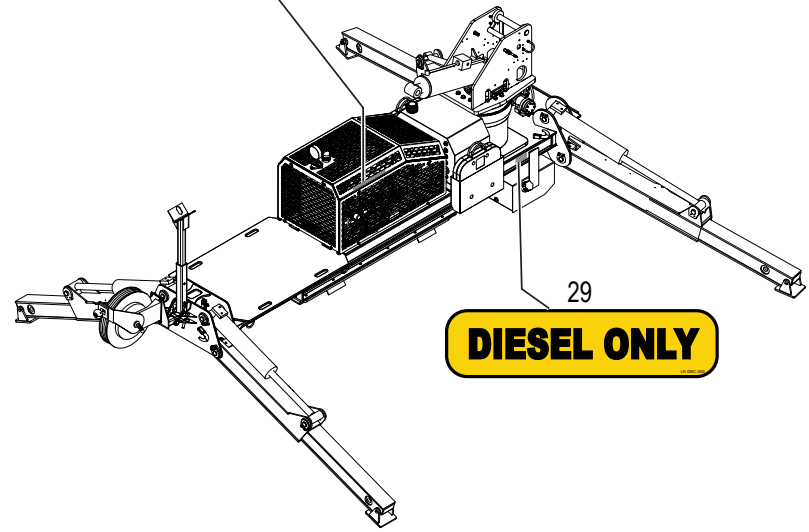
WHEN ORDERING PARTS, SPECIFY MODEL NUMBER, SERIAL NUMBER AND DESCRIPTION OF PARTS REQUIRED

ITEM	PART NUMBER	DESCRIPTION	QUANTITY	NOTES
27	C1069635	OUTBACK 35-48DR DECAL KIT		
	C1053326	LOAD KING LOGO REFLECTIVE TAPE	15	

WHEN ORDERING PARTS, SPECIFY MODEL NUMBER, SERIAL NUMBER AND DESCRIPTION OF PARTS REQUIRED



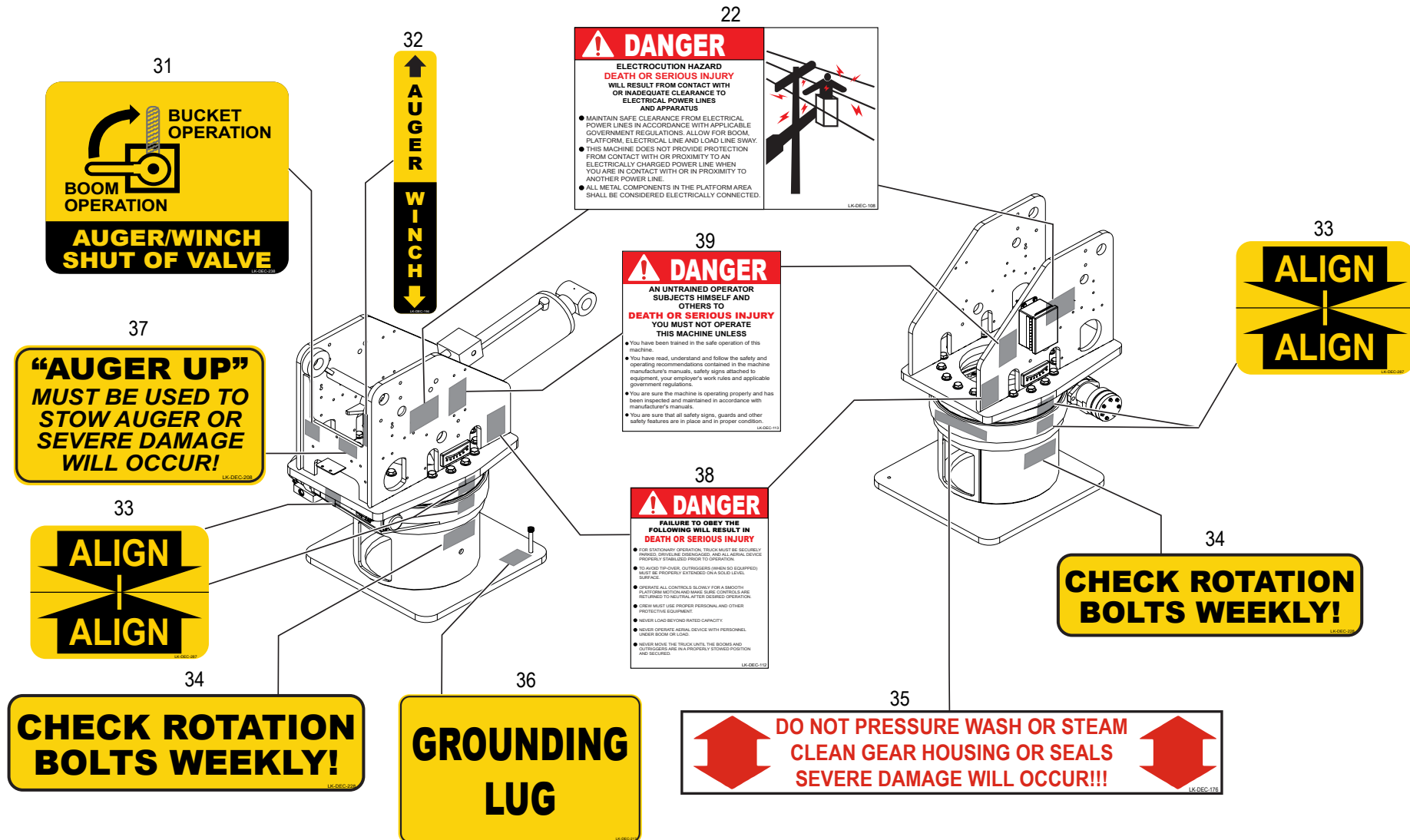
30
WARNING HOT EXHAUST



WHEN ORDERING PARTS, SPECIFY MODEL NUMBER, SERIAL NUMBER AND DESCRIPTION OF PARTS REQUIRED

ITEM	PART NUMBER	DESCRIPTION	QUANTITY	NOTES
	C1069635	OUTBACK 35-48DR DECAL KIT		
28	C1081926	GREASE	16	
29	LK-DEC-200	DIESEL ONLY	1	
30	LK-DEC-216	CAUTION HOT EXHAUST	1	

WHEN ORDERING PARTS, SPECIFY MODEL NUMBER, SERIAL NUMBER AND DESCRIPTION OF PARTS REQUIRED

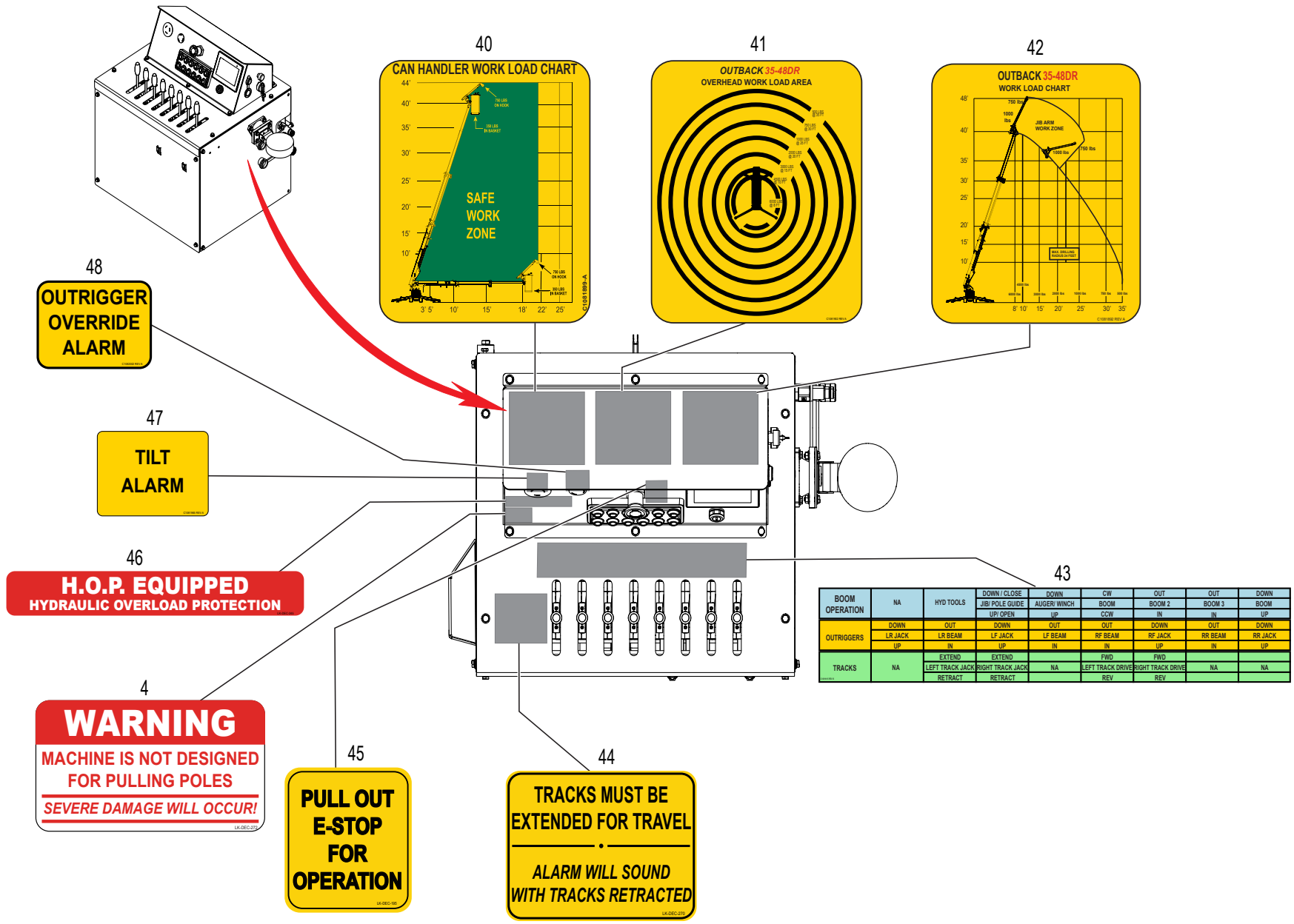


NOTE:
1. DIVIDE THE ITEM 33 DECAL INTO TWO PIECES.

WHEN ORDERING PARTS, SPECIFY MODEL NUMBER, SERIAL NUMBER AND DESCRIPTION OF PARTS REQUIRED

ITEM	PART NUMBER	DESCRIPTION	QUANTITY	NOTES
	C1069635	OUTBACK 35-48DR DECAL KIT		
31	LK-DEC-238	AUGER/WINCH SHUT OFF	1	
32	LK-DEC-194	AUGER/WINCH	1	
33	LK-DEC-287	STOW ALIGN	3	
34	LK-DEC-228	CHECK ROTATION BOLTS WEEKLY	2	
35	LK-DEC-176	DO NOT PRESSURE WASH OR STEAM	1	
36	LK-DEC-217	GROUNDING LUG	1	
37	LK-DEC-208	AUGER UP MUST BE USED TO STOW AUGER OR SEVERE DAMAGE WILL OCCUR!	1	
38	LK-DEC-112	DANGER FAILURE TO OBEY	2	Total 4 in OUTBACK 35-48DR DECAL KIT
39	LK-DEC-113	AN UNTRAINED OPERATOR SUBJECTS HIMSELF AND OTHERS	2	Total 4 in OUTBACK 35-48DR DECAL KIT

WHEN ORDERING PARTS, SPECIFY MODEL NUMBER, SERIAL NUMBER AND DESCRIPTION OF PARTS REQUIRED

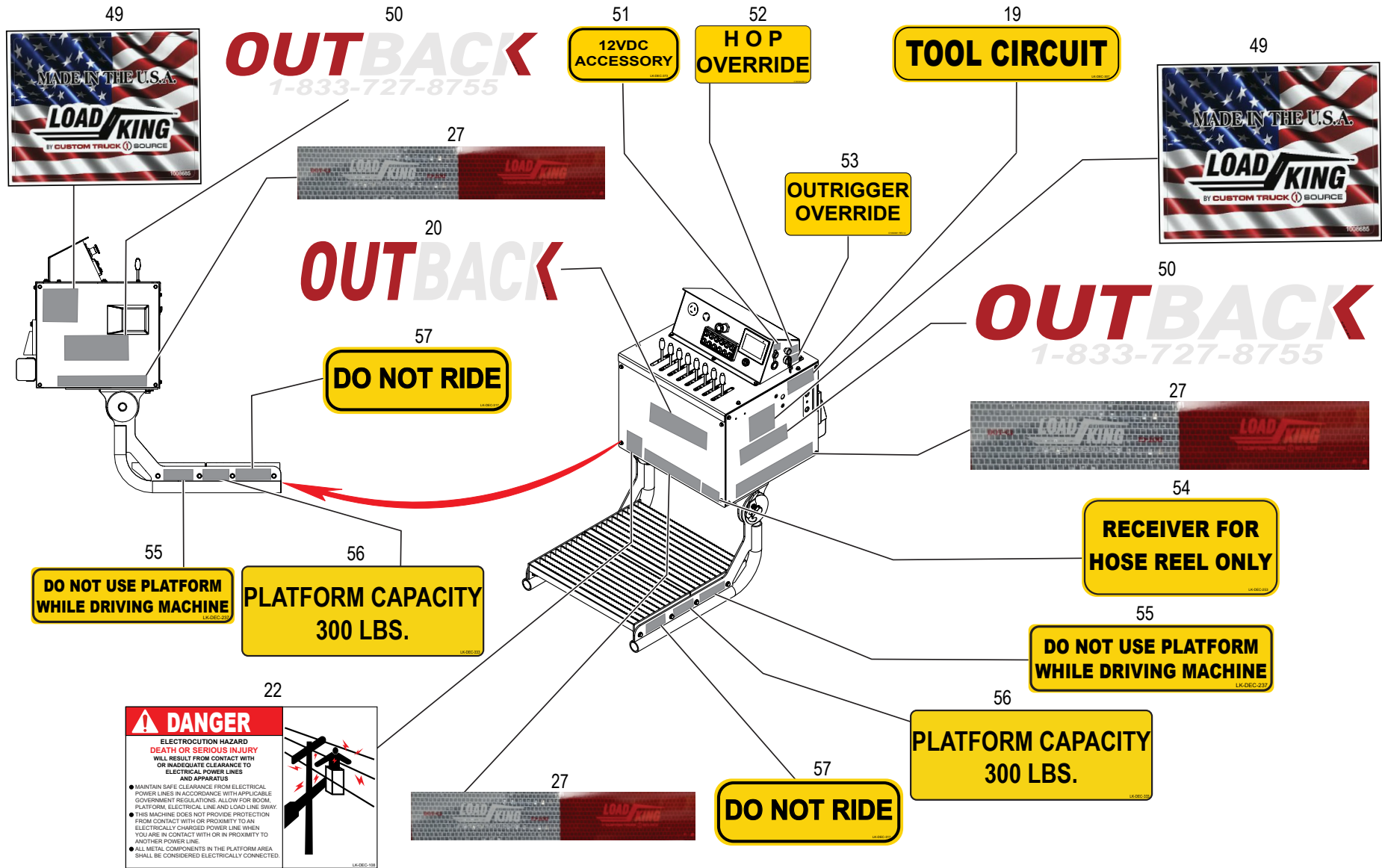


BOOM OPERATION	NA	HYD TOOLS	DOWN / CLOSE	DOWN	CW	OUT	OUT	DOWN
			JIB/ POLE GUIDE	AUGER/ WINCH	BOOM	BOOM 2	BOOM 3	BOOM
OUTRIGGERS	DOWN	OUT	UP/ OPEN	UP	CCW	IN	IN	UP
	LR BEAM	LR JACK	DOWN	OUT	OUT	DOWN	OUT	DOWN
	UP	IN	UP	IN	IN	IN	IN	UP
TRACKS	NA	EXTEND	EXTEND	IN	FWD	FWD	NA	NA
		LEFT TRACK JACK	RIGHT TRACK JACK	RETRACT	RETRACT	REV	REV	REV

WHEN ORDERING PARTS, SPECIFY MODEL NUMBER, SERIAL NUMBER AND DESCRIPTION OF PARTS REQUIRED

ITEM	PART NUMBER	DESCRIPTION	QUANTITY	NOTES
	C1069635	OUTBACK 35-48DR DECAL KIT		
40	C1081899	CAN HANDLER WORK ZONE (LARGE)	1	
41	C1081902	OUTBACK 35-48DR LOAD CHARTS OVERHEAD VIEW (LARGE)	1	
42	C1081892	OUTBACK 35-48DR LOAD CHARTS (LARGE)	1	
43	C1081915	CONTROL BOX DECAL	1	
44	LK-DEC-270	TRACKS MUST BE EXTENDED FOR TRAVEL/ALARM WILL SOUND	1	
45	LK-DEC-195	PULL E-STOP OUT	1	
46	LK-DEC-245	H.O.P. EQUIPED	1	
47	C1081965	TILT ALARM	1	
48	C1082002	OUTRIGGER OVERRIDE ALARM	1	

WHEN ORDERING PARTS, SPECIFY MODEL NUMBER, SERIAL NUMBER AND DESCRIPTION OF PARTS REQUIRED



WHEN ORDERING PARTS, SPECIFY MODEL NUMBER, SERIAL NUMBER AND DESCRIPTION OF PARTS REQUIRED

ITEM	PART NUMBER	DESCRIPTION	QUANTITY	NOTES
	C1069635	OUTBACK 35-48DR DECAL KIT		
49	1008685	DECAL, FLAG	2	
50	LK-DEC-187	LOADKING.COM - WITH PHONE NUMBER	2	
51	LK-DEC-373	12 V DC ACCESSORY	1	
52	C1081999	HOP OVERRIDE	1	
53	C1082001	OUTRIGGER OVERRIDE	1	
54	LK-DEC-253	RECEIVER FOR HOSE REEL ONLY	1	
55	LK-DEC-237	DON'T USE PLATFORM WHILE DRIVING MACHINE	2	
56	LK-DEC-333	PLATFORM CAPACITY 300LBS	2	
57	LK-DEC-317	DO NOT RIDE	2	

WHEN ORDERING PARTS, SPECIFY MODEL NUMBER, SERIAL NUMBER AND DESCRIPTION OF PARTS REQUIRED

58
BASKET CAPACITY
300 LB. MAX.
LK-DEC-200

39
⚠ DANGER
AN UNTRAINED OPERATOR
SUBJECTS HIMSELF AND
OTHERS TO
DEATH OR SERIOUS INJURY
YOU MUST NOT OPERATE
THIS MACHINE UNLESS
 • You have been trained in the safe operation of this machine.
 • You have read, understand and follow the safety and operating recommendations contained in the machine manufacturer's manuals, safety signs attached to equipment, your employer's work rules and applicable government regulations.
 • You are sure the machine is operating properly and has been inspected and maintained in accordance with manufacturer's manuals.
 • You are sure that all safety signs, guards and other safety features are in place and in proper condition.
LK-DEC-113

59
750 LB.
CAPACITY
LK-DEC-200

37
⚠ DANGER
ELECTROCUTION HAZARD
DEATH OR SERIOUS INJURY
WILL RESULT FROM CONTACT WITH
OR INADEQUATE CLEARANCE TO
ELECTRICAL POWER LINES
AND APPARATUS
 • MAINTAIN SAFE CLEARANCE FROM ELECTRICAL POWER LINES IN ACCORDANCE WITH APPLICABLE GOVERNMENT REGULATIONS. ALLOW FOR BOOM, PLATFORM, ELECTRICAL LINE AND LOAD LINE SWAY.
 • THIS MACHINE DOES NOT PROVIDE PROTECTION FROM CONTACT WITH OR PROXIMITY TO AN ELECTRICALLY CHARGED POWER LINE WHEN YOU ARE IN CONTACT WITH OR IN PROXIMITY TO ANOTHER POWER LINE.
 • ALL METAL COMPONENTS IN THE PLATFORM AREA SHALL BE CONSIDERED ELECTRICALLY CONNECTED.
LK-DEC-103

38
⚠ DANGER
FAILURE TO OBEY THE
FOLLOWING WILL RESULT IN
DEATH OR SERIOUS INJURY
 • FOR STATIONARY OPERATION, TRUCK MUST BE SECURELY PARKED, DRIVELINE DISENGAGED, AND ALL AERIAL DEVICE PROPERLY STABILIZED PRIOR TO OPERATION.
 • TO AVOID TIP-OVER, OUTRIGGERS (WHEN SO EQUIPPED) MUST BE PROPERLY EXTENDED ON A SOLID LEVEL SURFACE.
 • OPERATE ALL CONTROLS SLOWLY FOR A SMOOTH PLATFORM MOTION AND MAKE SURE CONTROLS ARE RETURNED TO NEUTRAL AFTER DESIRED OPERATION.
 • CREW MUST USE PROPER PERSONAL AND OTHER PROTECTIVE EQUIPMENT.
 • NEVER LOAD BEYOND RATED CAPACITY.
 • NEVER OPERATE AERIAL DEVICE WITH PERSONNEL UNDER BOOM OR LOAD.
 • NEVER MOVE THE TRUCK UNTIL THE BOOMS AND OUTRIGGERS ARE IN A PROPERLY STOWED POSITION AND SECURED.
LK-DEC-112

64
DO NOT DRILL
HOLES IN BUCKET
LK-DEC-201

63
⚠ DANGER
FALLING FROM PLATFORM
WILL RESULT IN
DEATH OR SERIOUS INJURY
 • PLATFORM PERSONNEL MUST WEAR A BODY HARNESS WITH AN APPROPRIATE LANYARD ATTACHED TO ANCHOR PROVIDED.
 • PLATFORM DOORS AND/OR CHAINS, IF PROVIDED, MUST BE SECURELY LATCHED.
LK-DEC-110

62
BASKET CAPACITY
350 LB. MAX.
LK-DEC-200

60
CAN HANDLER WORK LOAD CHART

LK-DEC-172

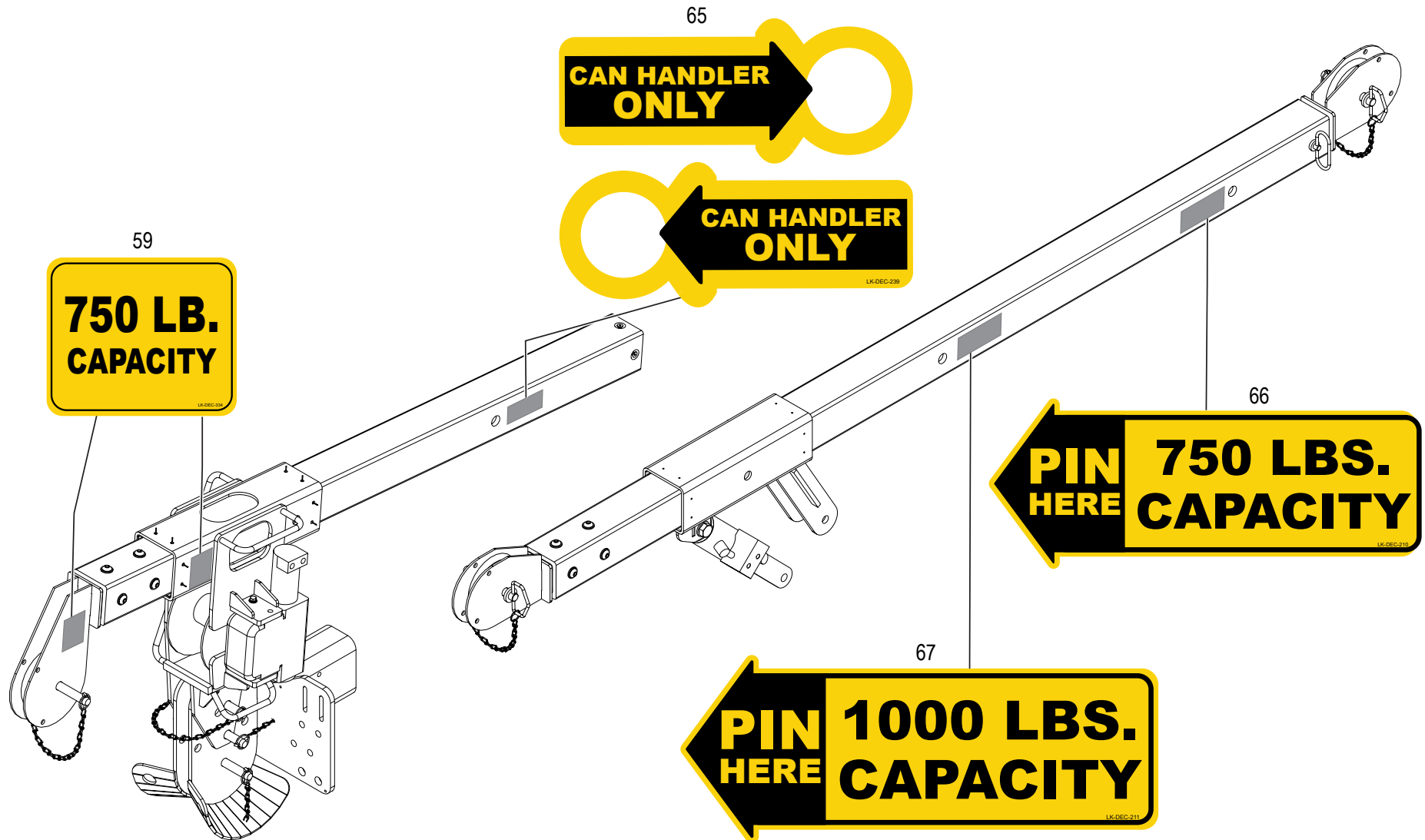
61
Winch Line Specs
Can Handler
Only
3/8" dia X 60 ft.
Parts Ordering:
Custom Truck One Source.
Call: (855) 400-2268
Part No. LK-RPE-121
LK-DEC-174-REV C

NOTE:
 1. REPEAT 37, 38, 39, 63, 64 DECALS ON OTHER BUCKET.

WHEN ORDERING PARTS, SPECIFY MODEL NUMBER, SERIAL NUMBER AND DESCRIPTION OF PARTS REQUIRED

ITEM	PART NUMBER	DESCRIPTION	QUANTITY	NOTES
	C1069635	OUTBACK 35-48DR DECAL KIT		
58	LK-DEC-202	BASKET CAPACITY 300LBS	1	
59	LK-DEC-334	750LBS CAPACITY	2	Total 4 in OUTBACK 35-48DR DECAL KIT
60	LK-DEC-177	35-48DR CAN HANDLER WORK ZONE (SMALL)	1	
61	LK-DEC-174	CAN HANDLER WINCH LINE SPECS	1	
62	LK-DEC-203	BASKET CAPACITY 350LBS	1	
63	LK-DEC-110	DANGER FALLING FROM PLATFORM	2	
64	LK-DEC-201	DO NOT DRILL HOLES IN BUCKET	2	

WHEN ORDERING PARTS, SPECIFY MODEL NUMBER, SERIAL NUMBER AND DESCRIPTION OF PARTS REQUIRED



NOTE:
1. REPEAT 65, 66, 67 DECALS ON OTHER SIDE.

WHEN ORDERING PARTS, SPECIFY MODEL NUMBER, SERIAL NUMBER AND DESCRIPTION OF PARTS REQUIRED

ITEM	PART NUMBER	DESCRIPTION	QUANTITY	NOTES
	C1069635	OUTBACK 35-48DR DECAL KIT		
65	LK-DEC-239	CAN HANDLER ONLY	2	
66	LK-DEC-210	PIN HERE 750LBS. CAPACITY	2	
67	LK-DEC-211	PIN HERE 1000LBS. CAPACITY	2	
68*	LK-DEC-272	WARNING MACHINE IS NOT DESIGNED FOR PULLING POLES	2	

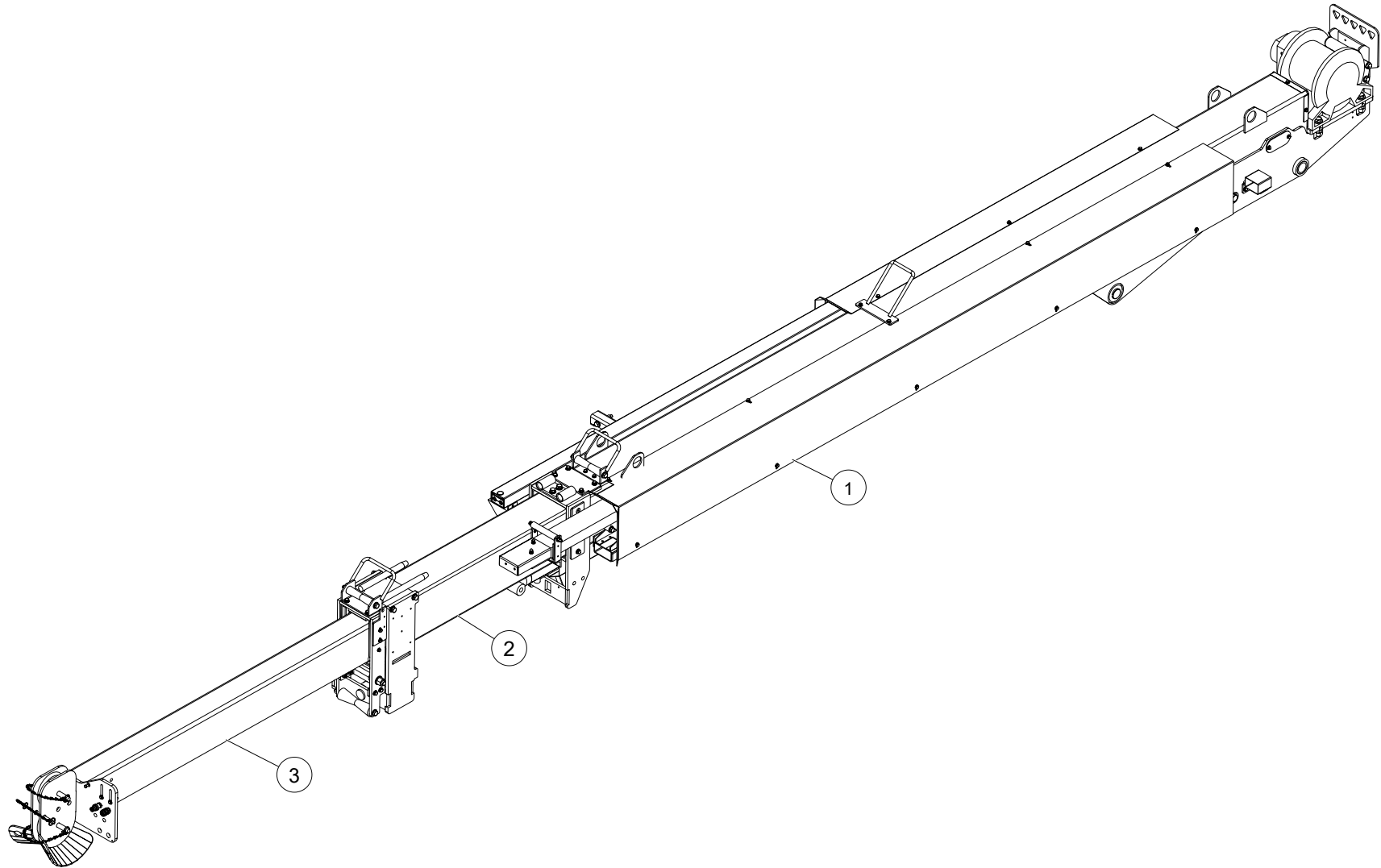
* ITEM NOT SHOWN IN THE ILLUSTRATION

WHEN ORDERING PARTS, SPECIFY MODEL NUMBER, SERIAL NUMBER AND DESCRIPTION OF PARTS REQUIRED

PAGE INTENTIONALLY LEFT BLANK

BOOM ASSEMBLY

BOOM ASSEMBLY

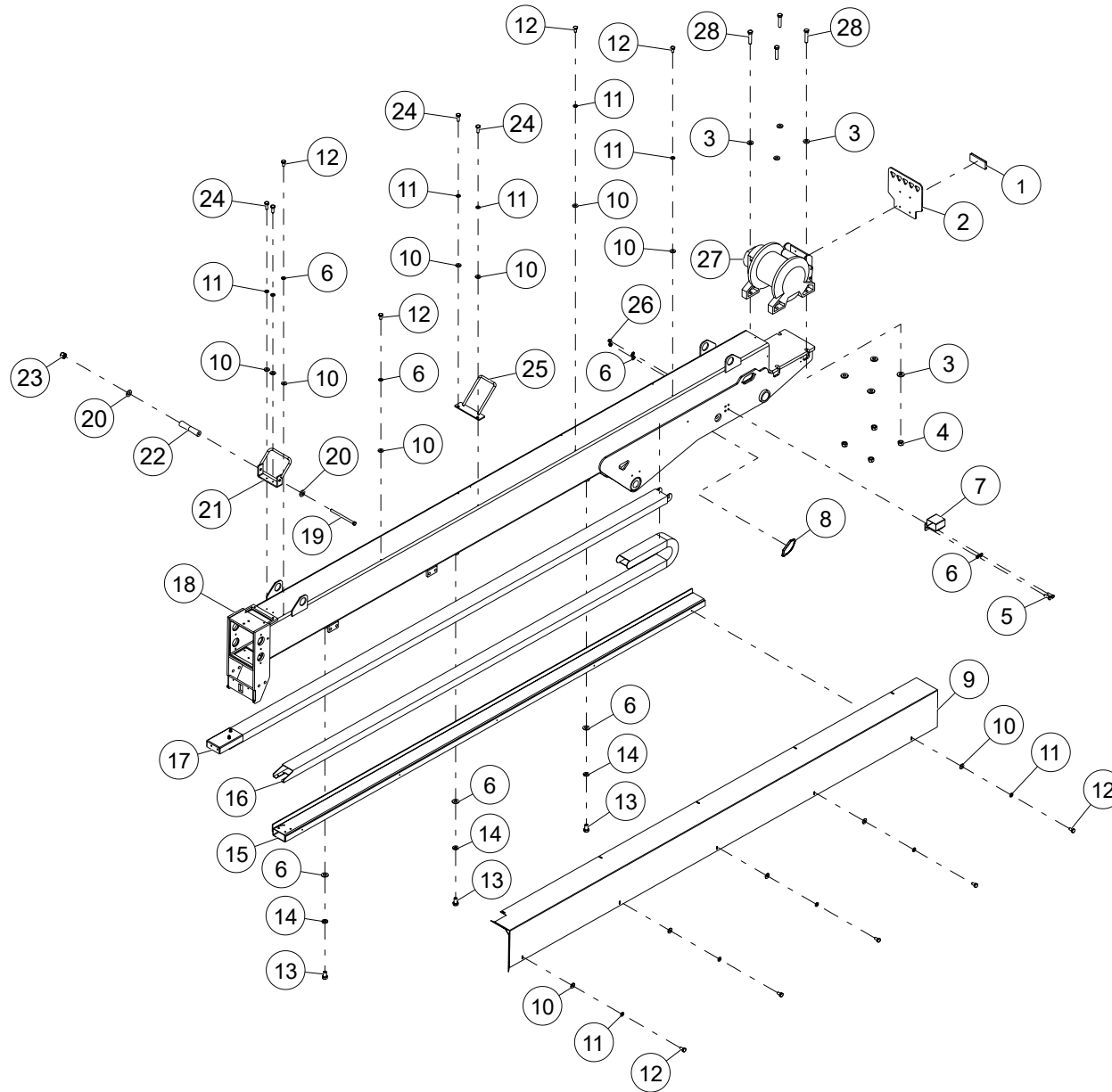


WHEN ORDERING PARTS, SPECIFY MODEL NUMBER, SERIAL NUMBER AND DESCRIPTION OF PARTS REQUIRED

BOOM ASSEMBLY

ITEM	PART NUMBER	DESCRIPTION	QUANTITY	NOTES
	LK-4250	35-48D COMPLETE BOOM ASSEMBLY		
1	LK-3630F	MAIN BOOM ASM	1	SEE PAGE 40
2	LK-2151A	SECONDARY BOOM ASM	1	SEE PAGE 46
3	LK-4617	FIBERGLASS BOOM ASM, W/WEAR PADS	1	SEE PAGE 50

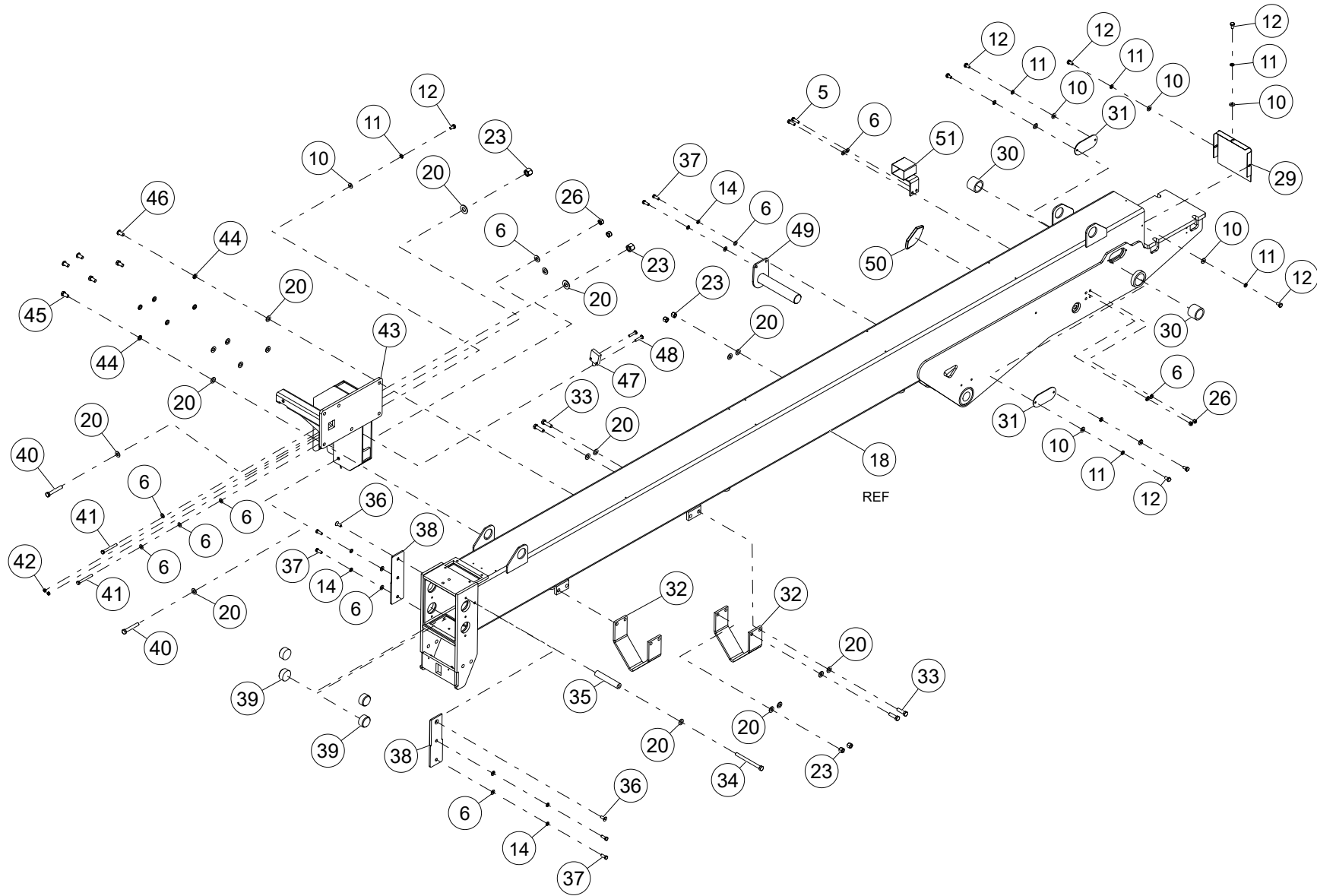
WHEN ORDERING PARTS, SPECIFY MODEL NUMBER, SERIAL NUMBER AND DESCRIPTION OF PARTS REQUIRED



WHEN ORDERING PARTS, SPECIFY MODEL NUMBER, SERIAL NUMBER AND DESCRIPTION OF PARTS REQUIRED

ITEM	PART NUMBER	DESCRIPTION	QUANTITY	NOTES
	LK-3630F	MAIN BOOM ASSEMBLY		
1	LK-MEC-680	INCLINOMETER, REAR	1	
2	LK-3093	WINCH GUARD, TC2	1	
3	C1054195	STAINLESS STEEL OVERSIZED WASHER	8	
4	NUT3-C6250008Z0	NYLON LOCK NUT, 5/8-11, GR8, ZN	4	
5	HHCS-C375A258Z0	HEX HEAD CAP SCREW, 3/8-16 X 1 1/4 LEN, GR8, ZN	2	Total 4 in MAIN BOOM ASSEMBLY
6	WSH2-X3750008Z0	SAE WASHER, 3/8, GR8, ZN	9	Total 30 in MAIN BOOM ASSEMBLY
7	LK-2938	HOSE GUIDE, AUGER SIDE	1	
8	LK-MEC-678	INCLINOMETER, LEFT	1	
9	LK-2091G	CATTRACK COVER, LARGE	1	
10	WSH1-X2500008Z0	WASHER, 1/4, GR8, ZN	13	Total 29 in MAIN BOOM ASSEMBLY
11	WSH4-X2500008Z0	SPIRAL LOCK WASHER, 1/4, GR8, ZN	11	Total 27 in MAIN BOOM ASSEMBLY
12	HHCS-C2505008Z0	HEX HEAD CAP SCREW, 1/4-20 X 1/2 LEN, GR8, ZN	11	Total 25 in MAIN BOOM ASSEMBLY
13	HHCS-C3756258Z0	HEX HEAD CAP SCREW, 3/8-16 X 5/8 LEN, GR8, ZN	3	Total 64 in MAIN BOOM ASSEMBLY
14	WSH4-X3750008Z0	SPIRAL LOCK WASHER, 3/8, GR8, ZN	3	Total 12 in MAIN BOOM ASSEMBLY
15	LK-2141B	CATTRACK SUPPORT TUBE, LONG	1	
16	LK-MEC-287	BOOM CABLE CHAIN, STEEL	1	
17	LK-3136	FIBERGLASS HOSE CARRIER TUBE	1	
18	LK-3630F	MAIN BOOM ASM	1	
19	HHCS-C500G508Z0	HEX HEAD CAP SCREW, 1/2-13 X 7 1/2 LEN, GR8, ZN	1	
20	WSH2-X5000002Z0	SAE WASHER, 1/2, GR2, ZN	2	Total 21 in MAIN BOOM ASSEMBLY
21	1042043	WINCH ROPE GUIDE, MID	1	
22	1042434	PLASTIC ROD, 1.31 OD	1	
23	NUT3-C5000008Z0	NYLON LOCK NUT, 1/2-13, GR8, ZN	1	Total 9 in MAIN BOOM ASSEMBLY
24	HHCS-C2507508Z0	HEX HEAD CAP SCREW, 1/4-20 X 3/4 LEN, GR8, ZN	4	Total 6 in MAIN BOOM ASSEMBLY
25	LK-6389	WINCH ROPE GUIDE REAR	1	
26	NUT1-C3750008Z0	HEX NUT, 3/8-16, GR8, ZN	2	Total 6 in MAIN BOOM ASSEMBLY
27	LK-WNH-172	MAIN BOOM WINCH	1	
28	HHCS-C625C008Z0	HEX HEAD CAP SCREW, 5/8-11 X 3 LEN, GR8, ZN	4	

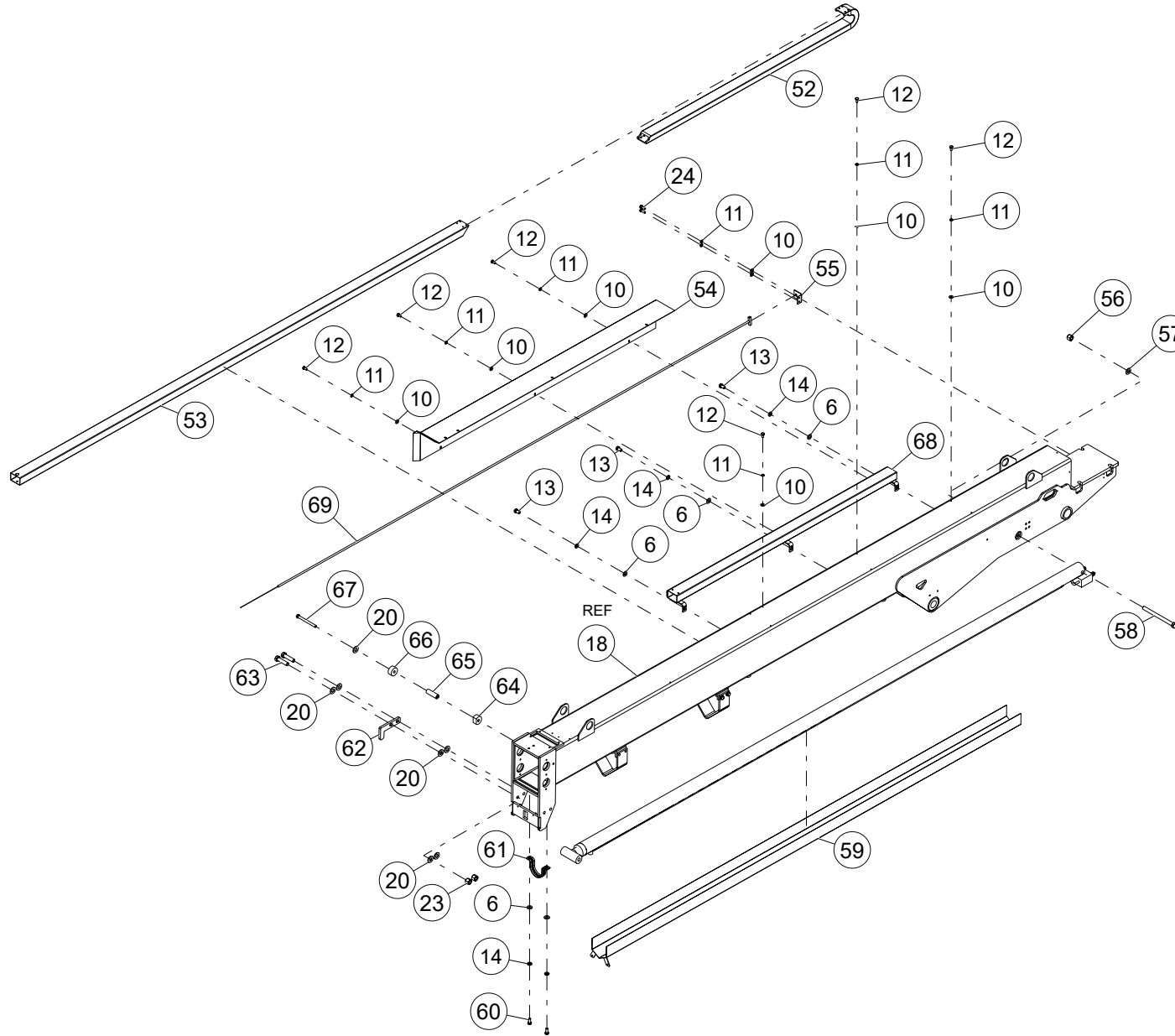
WHEN ORDERING PARTS, SPECIFY MODEL NUMBER, SERIAL NUMBER AND DESCRIPTION OF PARTS REQUIRED



WHEN ORDERING PARTS, SPECIFY MODEL NUMBER, SERIAL NUMBER AND DESCRIPTION OF PARTS REQUIRED

ITEM	PART NUMBER	DESCRIPTION	QUANTITY	NOTES
	LK-3630F	MAIN BOOM ASSEMBLY		
29	1042390	MAIN BOOM REAR COVER	1	
30	C1049081	MULTIPURPOSE 660 LEADED BRONZE SLEEVE BEARING	2	
31	C1069396	PLATE, BOOM COVER	2	
32	LK-2139A	BOOM STOW BRACKET	2	
33	HHCS-C500A758Z0	HEX HEAD CAP SCREW, 1/2-13 X 1 3/4 LEN, GR8, ZN	4	
34	HHCS-C500F008Z0	HEX HEAD CAP SCREW, 1/2-13 X 6 LEN, GR8, ZN	1	
35	LK-6800-1	AUGER HANGER WEAR PAD	1	
36	SH02-C375A00BZ1	SHCS C'SUNK HEAD, 3/8-16 X 1 LEN, ZN, FULL THREAD	2	
37	HHCS-C375A008Z0	HEX HEAD CAP SCREW, 3/8-16 X 1 LEN, GR8, ZN	6	
38	LK-2434A	MAIN BOOM PUCK COVER	2	
39	1042418	PLASTIC RND BAR	4	
40	HHCS-C500C258Z0	HEX HEAD CAP SCREW, 1/2-13 X 3 1/4 LEN, GR8, ZN	2	
41	HHCS-C375C258Z0	HEX HEAD CAP SCREW, 3/8-16 X 3 1/4 LEN, GR8, ZN	2	
42	NUT6-C164000ZZ0	MACHINE SCREW HEX NUT, 8-32, ZN	2	
43	LK-2168E	AUGER STOW BRACKET	1	
44	WSH4-X5000008Z0	SPIRAL LOCK WASHER, 1/2, GR8, ZN	6	
45	HHCS-C500A008Z0	HEX HEAD CAP SCREW, 1/2-13 X 1 LEN, GR8, ZN	3	
46	SH03-C500A00BZ0	SHCS BUTTON HEAD, 1/2-13 X 1 LEN, ZN	3	
47	C1054276	AUGER STOP LIMIT SWITCH	1	
48	MS07-C164750XR1	MACHINE SCREW, 8-32 X 3/4 LEN, NF, FULL THREAD	2	
49	LK-3914	SUPER 6000 BOOM CYLINDER PIN ASSEMBLY	1	
50	LK-MEC-676	INCLINOMETER, -10 TO 80, RIGHT	1	
51	LK-2736	HOSE GUIDE, AUGER SIDE	1	

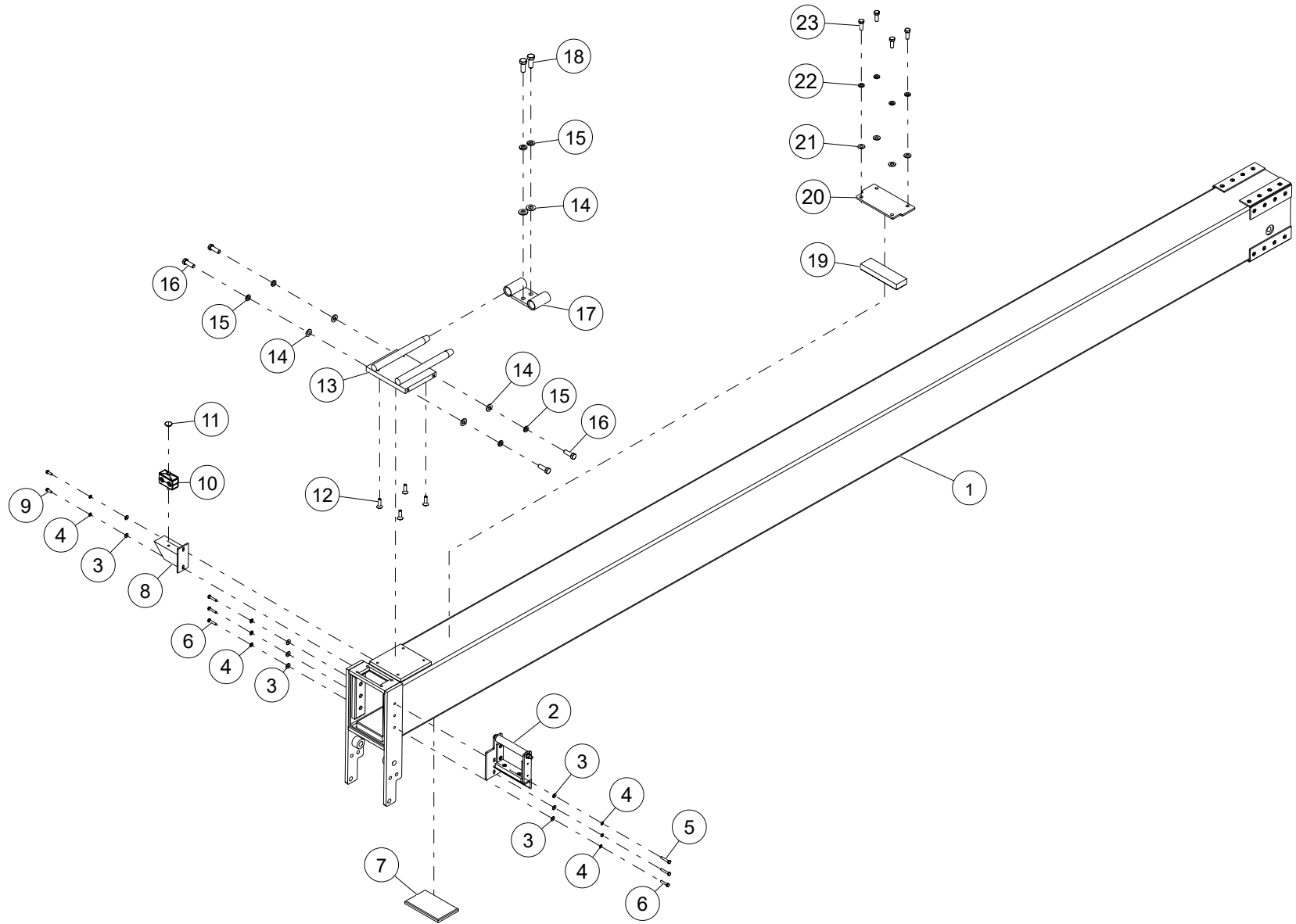
WHEN ORDERING PARTS, SPECIFY MODEL NUMBER, SERIAL NUMBER AND DESCRIPTION OF PARTS REQUIRED



WHEN ORDERING PARTS, SPECIFY MODEL NUMBER, SERIAL NUMBER AND DESCRIPTION OF PARTS REQUIRED

ITEM	PART NUMBER	DESCRIPTION	QUANTITY	NOTES
	LK-3630F	MAIN BOOM ASSEMBLY		
52	LK-MEC-411	AUGER CABLE CHAIN, PLASTIC	1	
53	LK-2153A	FLOATING CATTRACK AUGER TUBE	1	
54	LK-2092D	CATTRACK COVER, SMALL	1	
55	LK-3676	AUGER RELEASE CABLE BRACKET	1	
56	NUT3-C7500008Z0	NYLON LOCK NUT, 3/4-10, GR8, ZN	1	
57	WSH1-X7500008Z0	WASHER, 3/4, GR8, ZN	1	
58	HHCS-C750J508Z0	HEX HEAD CAP SCREW, 3/4-10 X 9 1/2 LEN, GR8, ZN	1	
59	LK-2381A	EXTERNAL CYL. COVER	1	
60	HHCS-C3137508Z0	HEX HEAD CAP SCREW, 5/16-18 X 3/4 LEN, GR8, ZN	2	
61	1042777	CYLINDER CLAMP	1	
62	LK-3170	AUGER HOLDER	1	
63	HHCS-C500B008Z0	HEX HEAD CAP SCREW, 1/2-13 X 2 LEN, GR8, ZN	2	
64	1042650	PLASTIC ROD, 2 OD	1	
65	1042048	PLASTIC ROD, 1 OD	1	
66	1042049	PLASTIC ROD, 2 OD	1	
67	HHCS-C500E508Z0	HEX HEAD CAP SCREW, 1/2-13 X 5 1/2 LEN, GR8, ZN	1	
68	LK-2147B	AUGER CATTRACK TUBE ASM	1	
69	C1054272	AUGER RELEASE CABLE, PUSH/ PULL	1	

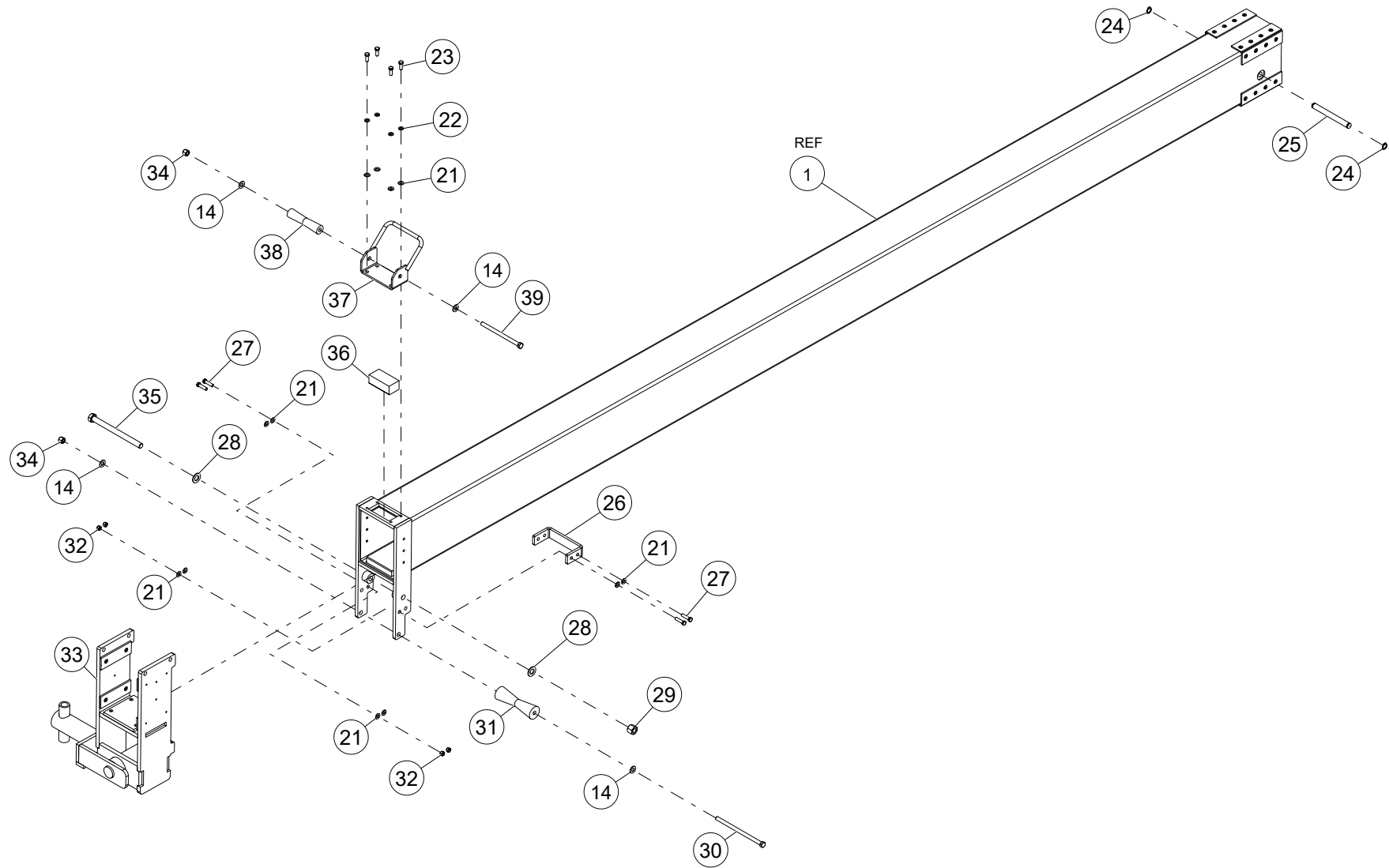
WHEN ORDERING PARTS, SPECIFY MODEL NUMBER, SERIAL NUMBER AND DESCRIPTION OF PARTS REQUIRED



WHEN ORDERING PARTS, SPECIFY MODEL NUMBER, SERIAL NUMBER AND DESCRIPTION OF PARTS REQUIRED

ITEM	PART NUMBER	DESCRIPTION	QUANTITY	NOTES
	LK-2151A	SECONDARY BOOM ASSEMBLY		
1	LK-2151A	SECONDARY BOOM ASM	1	
2	LK-2914	FIBERGLASS FLOATING TUBE GUIDE	1	
3	WSH1-X2500008Z0	WASHER, 1/4, GR8, ZN	8	
4	WSH4-X2500008Z0	SPIRAL LOCK WASHER, 1/4, GR8, ZN	8	
5	HHCS-C250A508Z0	HEX HEAD CAP SCREW, 1/4-20 X 1 1/2 LEN, GR8, ZN	2	
6	HHCS-C250A258Z0	HEX HEAD CAP SCREW, 1/4-20 X 1 1/4 LEN, GR8, ZN	4	
7	1042420	PLASTIC SHEET, .44 THK	1	
8	LK-2086	CATTRACK BRACKET ASSEMBLY	1	
9	HHCS-C2507508Z0	HEX HEAD CAP SCREW, 1/4-20 X 3/4 LEN, GR8, ZN	2	
10	C1053828	VIBRATION-DAMPING ROUTING CLAMP	1	
11	C1055430	NYLON PLASTIC SNAP-IN PANEL PLUGS	1	
12	SH02-C250875ZZ0	SHCS C'SUNK HEAD, 1/4-20 X 7/8 LEN, ZN	4	
13	LK-2248	RANGER GUIDE PIN PLATE	1	
14	WSH2-X5000002Z0	SAE WASHER, 1/2, GR2, ZN	6	Total 10 in SECONDARY BOOM ASSEMBLY
15	WSH4-X5000008Z0	SPIRAL LOCK WASHER, 1/2, GR8, ZN	6	
16	HHCS-C500A508Z0	HEX HEAD CAP SCREW, 1/2-13 X 1 1/2 LEN, GR8, ZN	4	
17	1042386	GUIDE PIN RECEIVER	1	
18	HHCS-C500A258Z0	HEX HEAD CAP SCREW, 1/2-13 X 1 1/4 LEN, GR8, ZN	2	
19	1042419	PLASTIC BAR, 2X1	1	
20	LK-3619	TOP PUCK COVER	1	
21	WSH2-X3750008Z0	SAE WASHER, 3/8, GR8, ZN	4	Total 16 in SECONDARY BOOM ASSEMBLY
22	WSH4-X3750008Z0	SPIRAL LOCK WASHER, 3/8, GR8, ZN	4	Total 8 in SECONDARY BOOM ASSEMBLY
23	HHCS-C375A008Z0	HEX HEAD CAP SCREW, 3/8-16 X 1 LEN, GR8, ZN	4	Total 8 in SECONDARY BOOM ASSEMBLY

WHEN ORDERING PARTS, SPECIFY MODEL NUMBER, SERIAL NUMBER AND DESCRIPTION OF PARTS REQUIRED

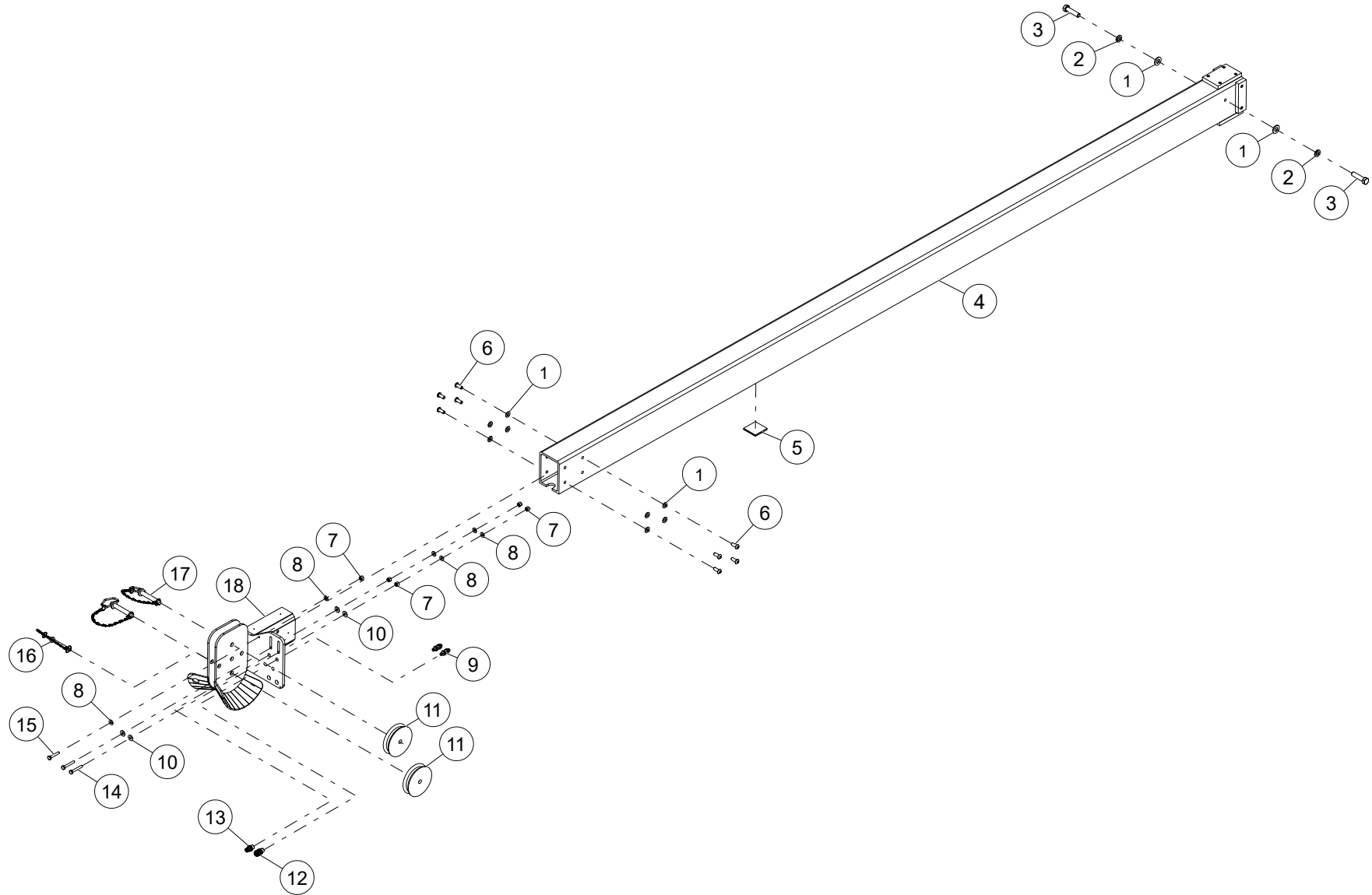


WHEN ORDERING PARTS, SPECIFY MODEL NUMBER, SERIAL NUMBER AND DESCRIPTION OF PARTS REQUIRED

ITEM	PART NUMBER	DESCRIPTION	QUANTITY	NOTES
	LK-2151A	SECONDARY BOOM ASSEMBLY		
24	C1049078	HEAVY DUTY EXTERNAL RETAINING RING	2	
25	1042780	EXT CYL PIN	1	
26	LK-3171	SECONDARY BOOM CROSS PLATE ASSY	1	
27	HHCS-C375A508Z0	HEX HEAD CAP SCREW, 3/8-16 X 1 1/2 LEN, GR8, ZN	4	
28	WSH2-X7500008R0	SAE WASHER, 3/4, GR8, NF	2	
29	NUT3-C7500008Z0	NYLON LOCK NUT, 3/4-10, GR8, ZN	1	
30	HHCS-C500J008Z0	HEX HEAD CAP SCREW, 1/2-13 X 9 LEN, GR8, ZN	1	
31	1042433	PLASTIC ROD, 2 OD	1	
32	NUT1-C3750008Z0	HEX NUT, 3/8-16, GR8, ZN	4	
33	LK-3333	AUGER HANGER ASM	1	SEE PAGE 52
34	NUT3-C5000008Z0	NYLON LOCK NUT, 1/2-13, GR8, ZN	2	
35	HHCS-C750J508Z0	HEX HEAD CAP SCREW, 3/4-10 X 9 1/2 LEN, GR8, ZN	1	
36	1042417	PLASTIC BAR, 2X1.5	1	
37	LK-6391	WINCH ROPE GUIDE, FRONT	1	
38	1042434	PLASTIC ROD, 1.31 OD	1	
39	HHCS-C500G508Z0	HEX HEAD CAP SCREW, 1/2-13 X 7 1/2 LEN, GR8, ZN	1	

WHEN ORDERING PARTS, SPECIFY MODEL NUMBER, SERIAL NUMBER AND DESCRIPTION OF PARTS REQUIRED

FIBERGLASS BOOM ASSEMBLY



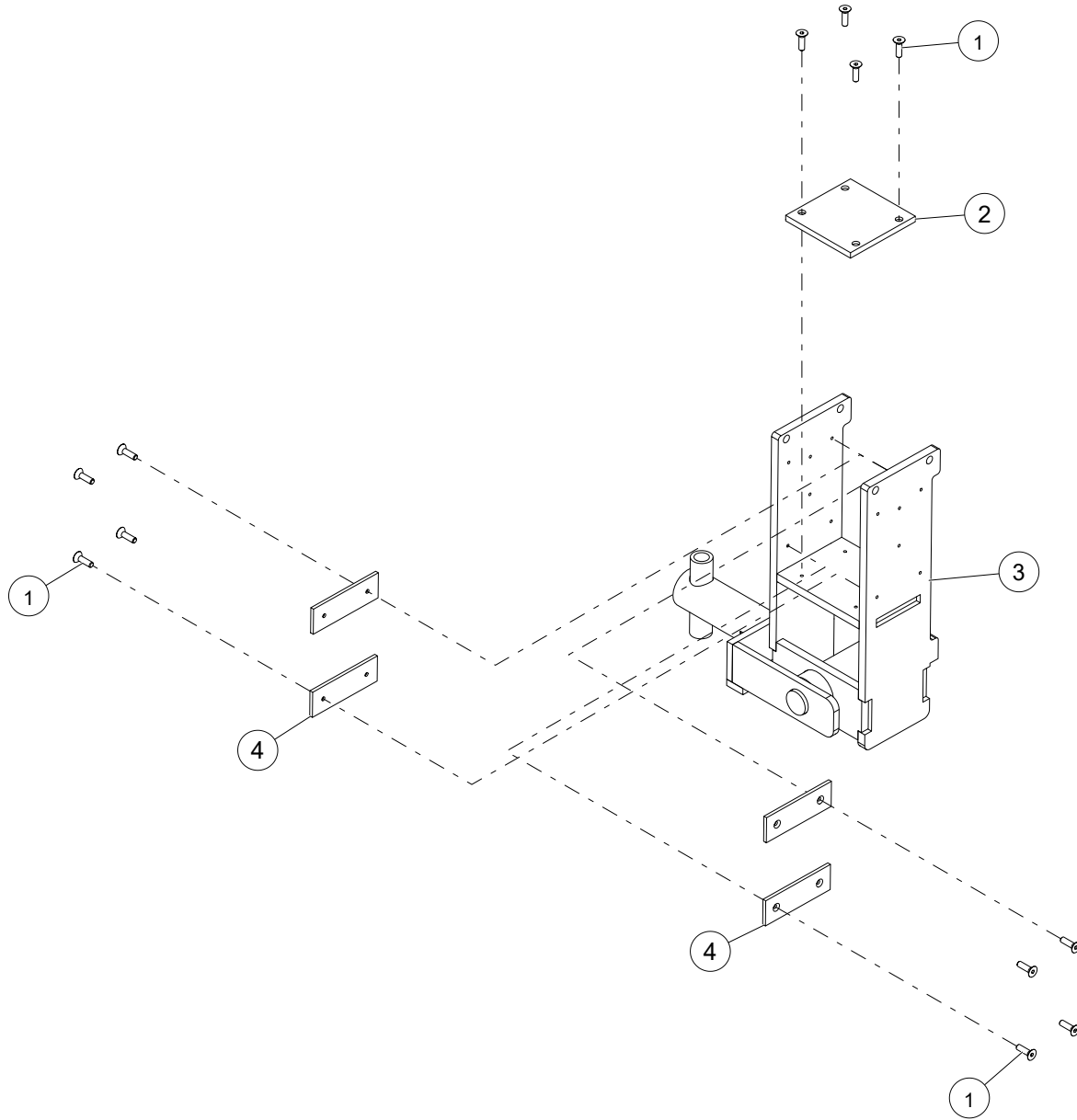
WHEN ORDERING PARTS, SPECIFY MODEL NUMBER, SERIAL NUMBER AND DESCRIPTION OF PARTS REQUIRED

FIBERGLASS BOOM ASSEMBLY

ITEM	PART NUMBER	DESCRIPTION	QUANTITY	NOTES
	LK-4617	FIBERGLASS BOOM ASSEMBLY		
1	WSH2-X5000002Z0	SAE WASHER, 1/2, GR2, ZN	10	
2	WSH4-X5000008Z0	SPIRAL LOCK WASHER, 1/2, GR8, ZN	2	
3	HHCS-C500B008Z1	HEX HEAD CAP SCREW, 1/2-13 X 2 LEN, GR8, ZN, FULL THREAD	2	
4	LK-4617	FIBERGLASS BOOM ASM, W/WEAR PADS	1	
5	1042047	PLASTIC, .38 THK	1	
6	SH03-C500A25BZ0	SHCS BUTTON HEAD, 1/2-13 X 1 1/4 LEN, ZN	8	
7	NUT1-C2500008Z0	HEX NUT, 1/4-20, GR8, ZN	5	
8	WSH1-X2500008Z0	WASHER, 1/4, GR8, ZN	6	
9	LK-FIT-117	BULK HEAD FITTING, SMALL	2	
10	WSH3-X2500008Z0	FENDER WASHER, 1/4, GR8, ZN	4	
11	1042034	SHEAVE	2	
12	LK-FIT-114	QUICK DISCONNECT COUPLER, SMALL FEMALE	1	
13	LK-FIT-113	QUICK DISCONNECT COUPLER, SMALL MALE	1	
14	HHCS-C250A758Z0	HEX HEAD CAP SCREW, 1/4-20 X 1 3/4 LEN, GR8, ZN	2	
15	HHCS-C250A508Z0	HEX HEAD CAP SCREW, 1/4-20 X 1 1/2 LEN, GR8, ZN	1	
16	LK-PIN-129	CLEVIS PIN, W/CHAIN, 1/2 X 4"	1	
17	LK-PIN-130	CLEVIS PIN W/CHAIN, .75 X 4.00	2	
18	LK-2987	SHIMLESS SHEEVEHEAD	1	

WHEN ORDERING PARTS, SPECIFY MODEL NUMBER, SERIAL NUMBER AND DESCRIPTION OF PARTS REQUIRED

AUGER HANGER ASM



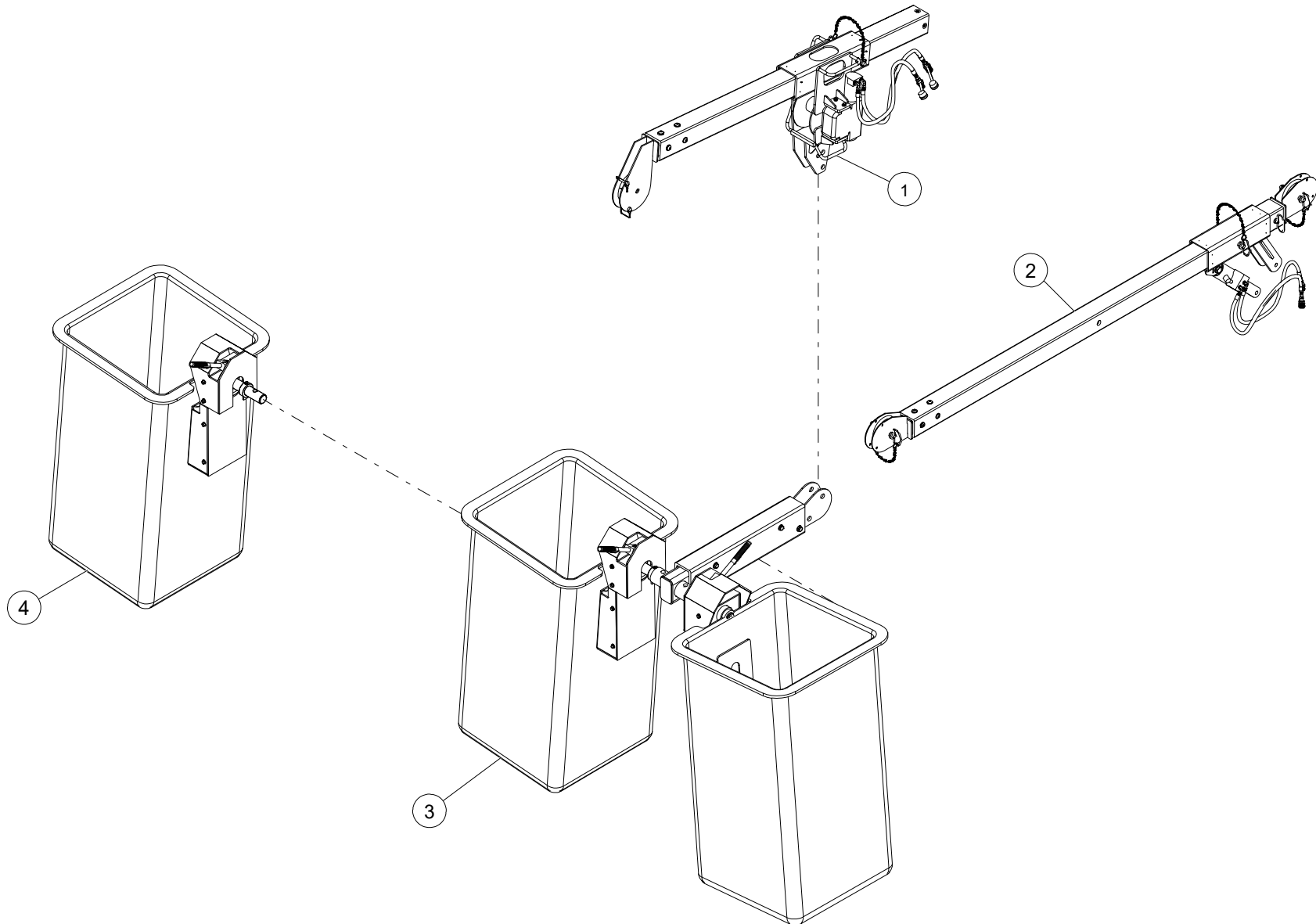
WHEN ORDERING PARTS, SPECIFY MODEL NUMBER, SERIAL NUMBER AND DESCRIPTION OF PARTS REQUIRED

AUGER HANGER ASM

ITEM	PART NUMBER	DESCRIPTION	QUANTITY	NOTES
	LK-3333	AUGER HANGER ASM		
1	SH02-C250875ZZ0	SHCS C'SUNK HEAD, 1/4-20 X 7/8 LEN, ZN	12	
2	C1076508	PLASTIC, .44 THK	1	
3	1042035	AUGER HANGER WELDMENT	1	
4	C1076510	PLASTIC, .25 THK	4	

WHEN ORDERING PARTS, SPECIFY MODEL NUMBER, SERIAL NUMBER AND DESCRIPTION OF PARTS REQUIRED

BOOM TIP OPTIONS



WHEN ORDERING PARTS, SPECIFY MODEL NUMBER, SERIAL NUMBER AND DESCRIPTION OF PARTS REQUIRED

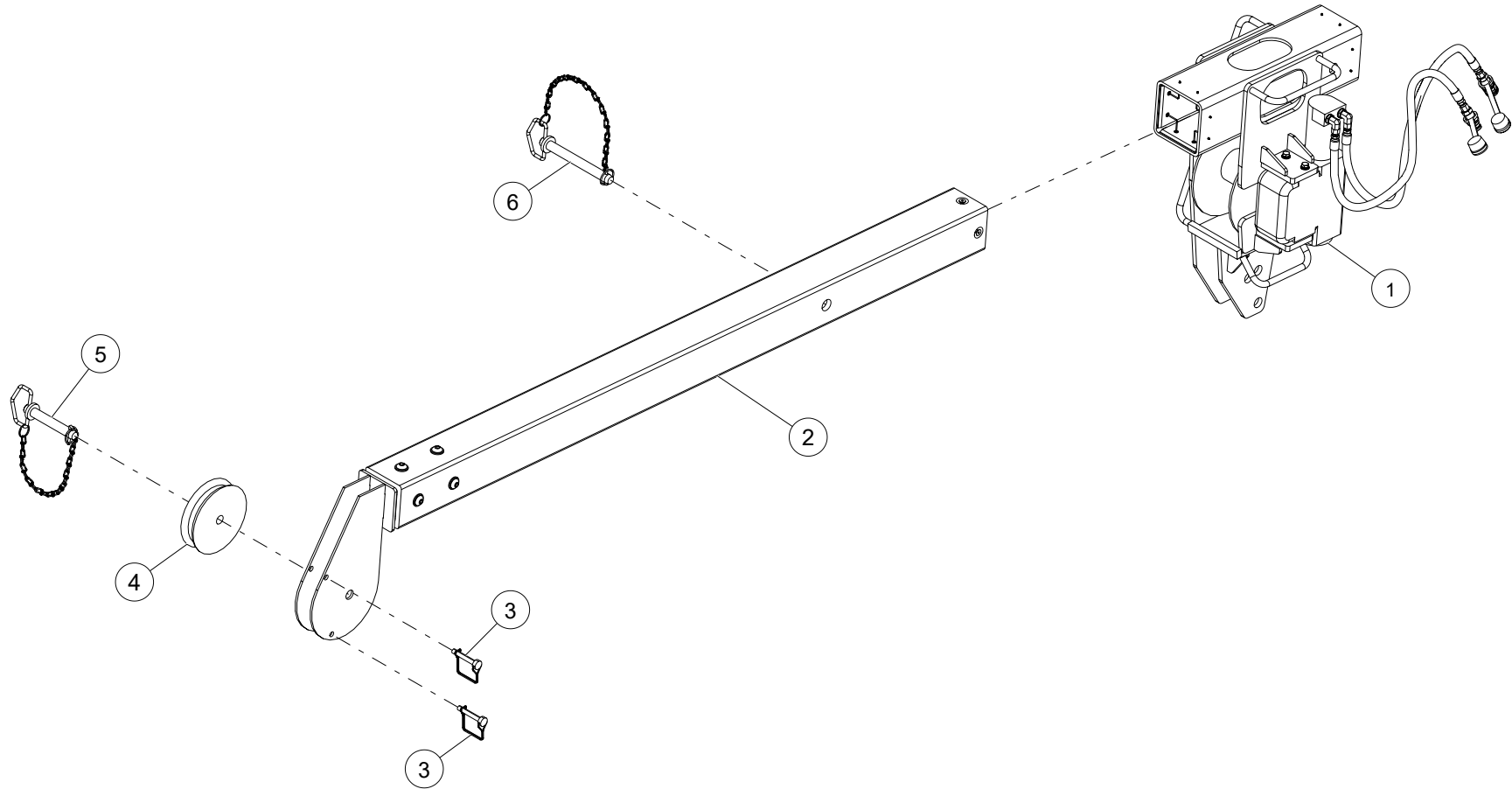
BOOM TIP OPTIONS

ITEM	PART NUMBER	DESCRIPTION	QUANTITY	NOTES
	1042796	BOOM TIP OPTIONS		
1	C1057369	CAN HANDLER WINCH INSTALLATION	1	SEE PAGE 56
2	C1057373	TRANSFORMER MATERIAL HANDLING JIB INSTALLATION	1	SEE PAGE 64
3	C1057371	DUAL BUCKET 300 LBS INSTALLATION	1	SEE PAGE 74
4	C1057364	SINGLE BUCKET ARM INSTALLATION	1	SEE PAGE 84
5*	C1057362	HYDRAULIC POLE GUIDE, (MANUAL TILT) INSTALLATION	1	SEE PAGE 88

*ITEM NOT SHOWN IN THE ILLUSTRATION

WHEN ORDERING PARTS, SPECIFY MODEL NUMBER, SERIAL NUMBER AND DESCRIPTION OF PARTS REQUIRED

CAN HANDLER WINCH INSTALLATION

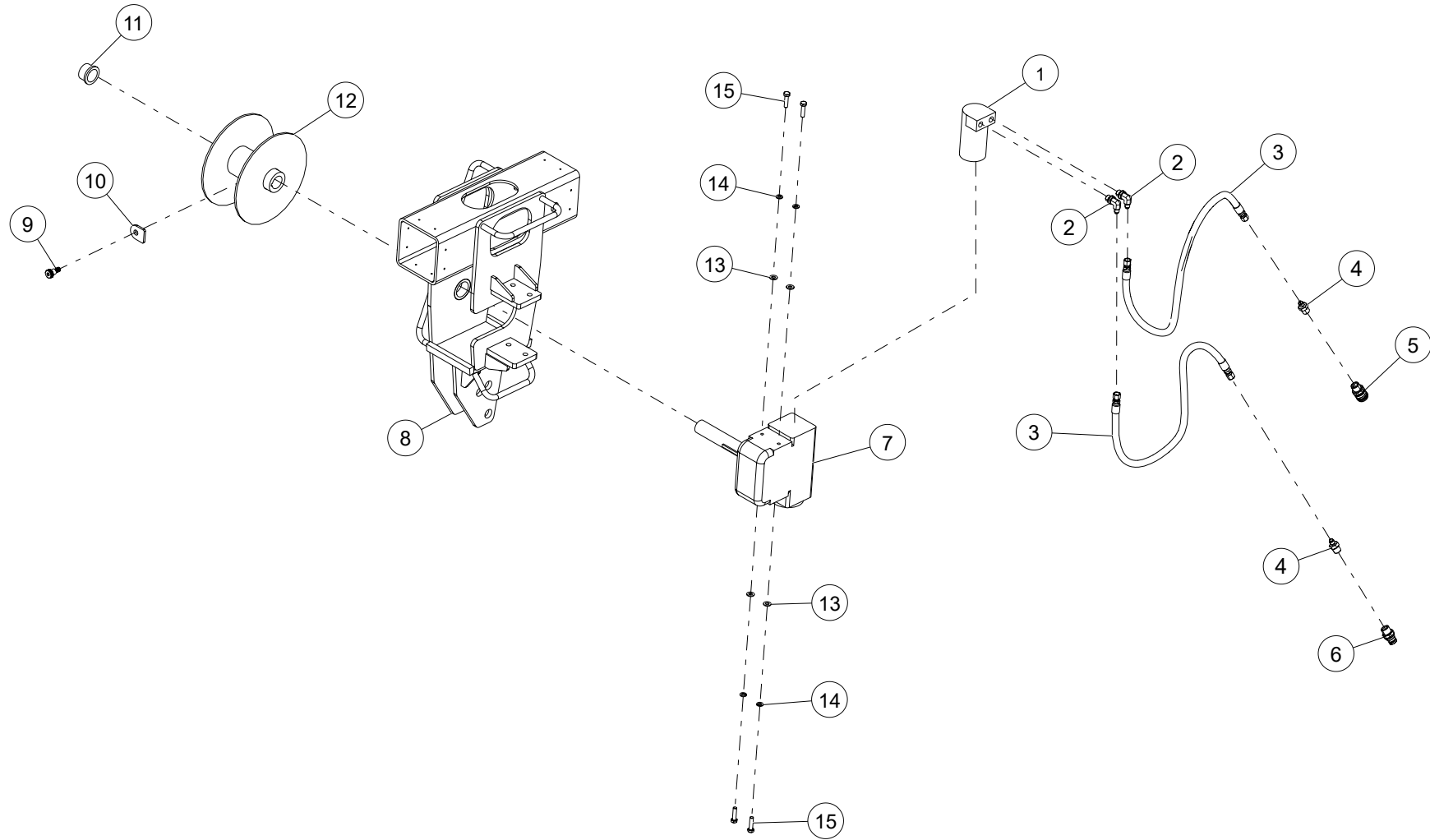


WHEN ORDERING PARTS, SPECIFY MODEL NUMBER, SERIAL NUMBER AND DESCRIPTION OF PARTS REQUIRED

CAN HANDLER WINCH INSTALLATION

ITEM	PART NUMBER	DESCRIPTION	QUANTITY	NOTES
	C1057369	CAN HANDLER WINCH INSTALLATION		
1	LK-3592	CAN HANDLER WINCH ASM	1	SEE PAGE 58
2	LK-FIB-160	CAN HANDLER JIB ARM	1	SEE PAGE 62
3	1222-352	PIN SAFETY SNAP	2	
4	1042034	SHEAVE	1	
5	LK-PIN-130	CLEVIS PIN W/CHAIN, .75 X 4.00	1	
6	LK-PIN-139	CLEVIS PIN W/CHAIN, .75 X 6.25	1	

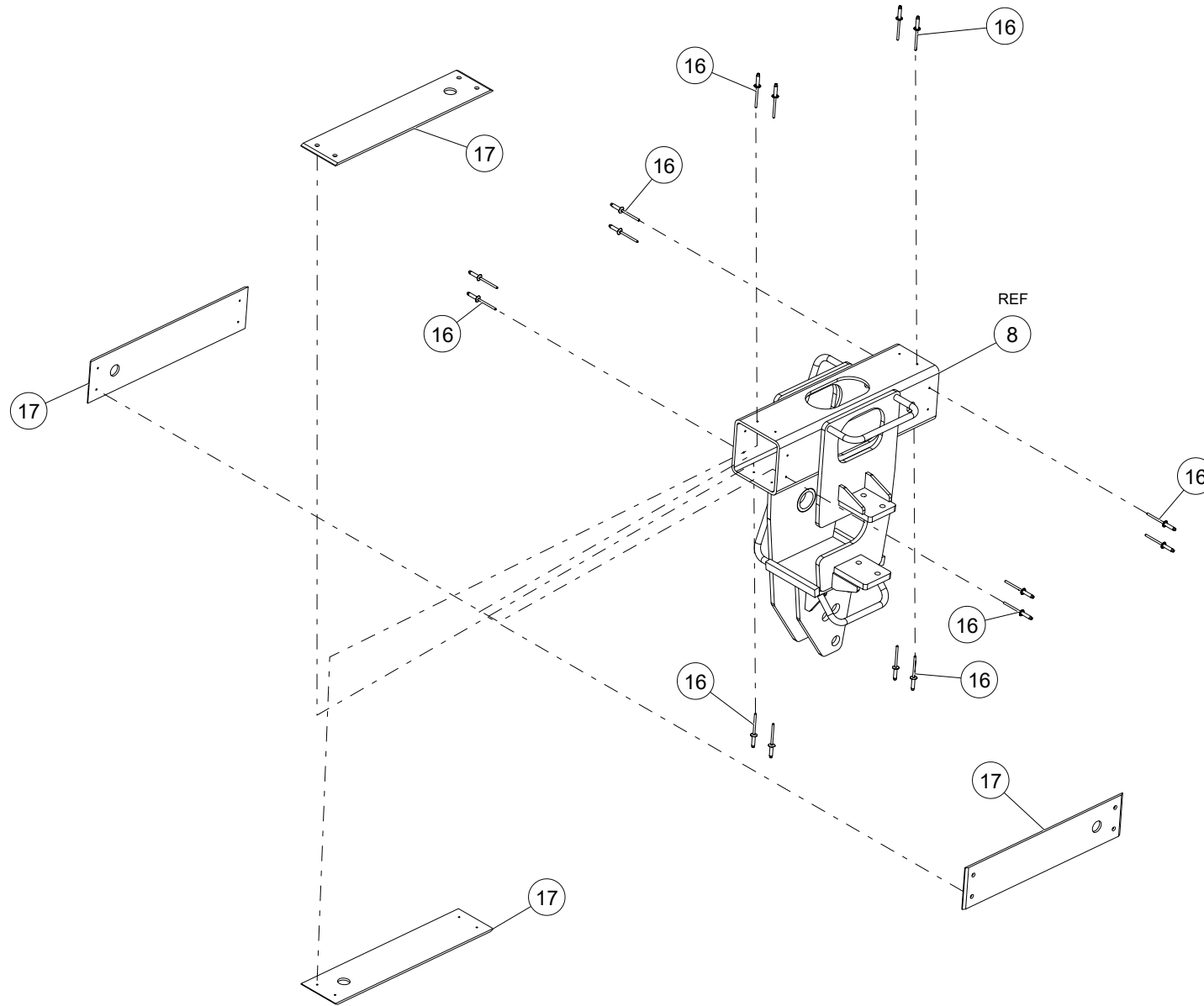
WHEN ORDERING PARTS, SPECIFY MODEL NUMBER, SERIAL NUMBER AND DESCRIPTION OF PARTS REQUIRED



WHEN ORDERING PARTS, SPECIFY MODEL NUMBER, SERIAL NUMBER AND DESCRIPTION OF PARTS REQUIRED

ITEM	PART NUMBER	DESCRIPTION	QUANTITY	NOTES
	LK-3592	CAN HANDLER WINCH ASM		
1	LK-MTR-140	HYDRAULIC MOTOR	1	
2	1013386	ELBOW,90,MORB-6/MJIC-4	2	
3	1028275	HOSE, -4, 3000, FJIC-4SW / FJIC-4SW, 26	2	
4	1009788	ADAPTOR, MJIC-4 / MNPT-6	2	
5	LK-FIT-114	QUICK DISCONNECT COUPLER, SMALL FEMALE	1	
6	LK-FIT-113	QUICK DISCONNECT COUPLER, SMALL MALE	1	
7	LK-WNH-210	WORM GEAR BOX	1	
8	LK-3593	WINCH BRACKET WELDMENT	1	
9	LK-3564-1	SHOULDER SCREW	1	
10	LK-3495	WINCH ROPE WASHER	1	
11	1042708	BRONZE ALLOY BUSHING	1	
12	LK-3564	WINCH DRUM	1	
13	WSH2-X3130008Z0	SAE WASHER, 5/16, GR8, ZN	4	
14	WSH4-X3130008Z0	SPIRAL LOCK WASHER, 5/16, GR8, ZN	4	
15	HHCS-C313A258Z0	HEX HEAD CAP SCREW, 5/16-18 X 1 1/4 LEN, GR8, ZN	4	

WHEN ORDERING PARTS, SPECIFY MODEL NUMBER, SERIAL NUMBER AND DESCRIPTION OF PARTS REQUIRED



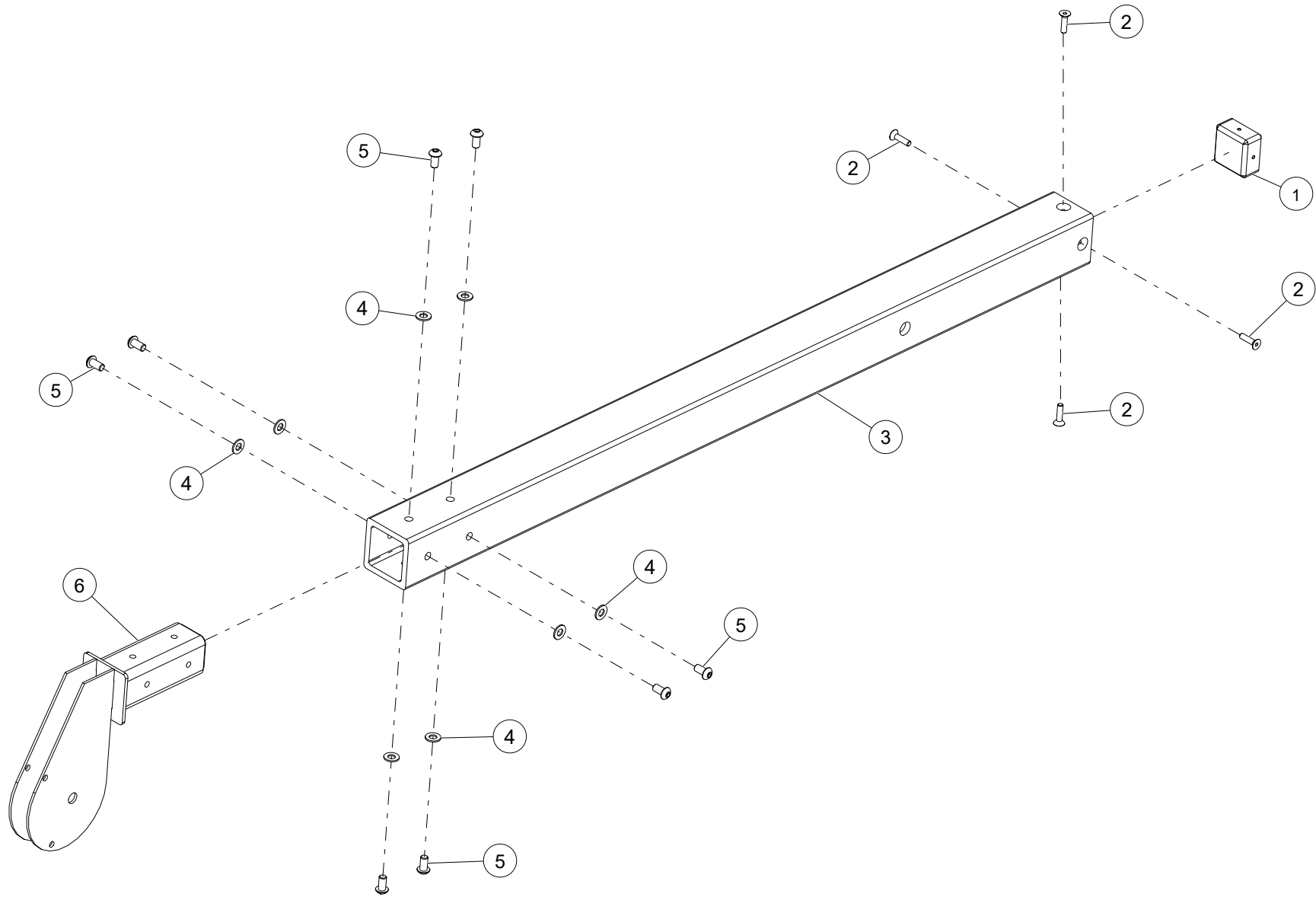
WHEN ORDERING PARTS, SPECIFY MODEL NUMBER, SERIAL NUMBER AND DESCRIPTION OF PARTS REQUIRED

ITEM	PART NUMBER	DESCRIPTION	QUANTITY	NOTES
	LK-3592	CAN HANDLER WINCH ASM		
16	C1066236	1/8" STAINLESS RIVET FOR 3/8" THICKNESS	16	
17	LK-3567	PLASTIC SHEET, .19 THK	4	
18*	LK-ROPE-121	WINCH ROPE ASSEMBLY	1	

*ITEM NOT SHOWN IN THE ILLUSTRATION

WHEN ORDERING PARTS, SPECIFY MODEL NUMBER, SERIAL NUMBER AND DESCRIPTION OF PARTS REQUIRED

CAN HANDLER JIB ARM



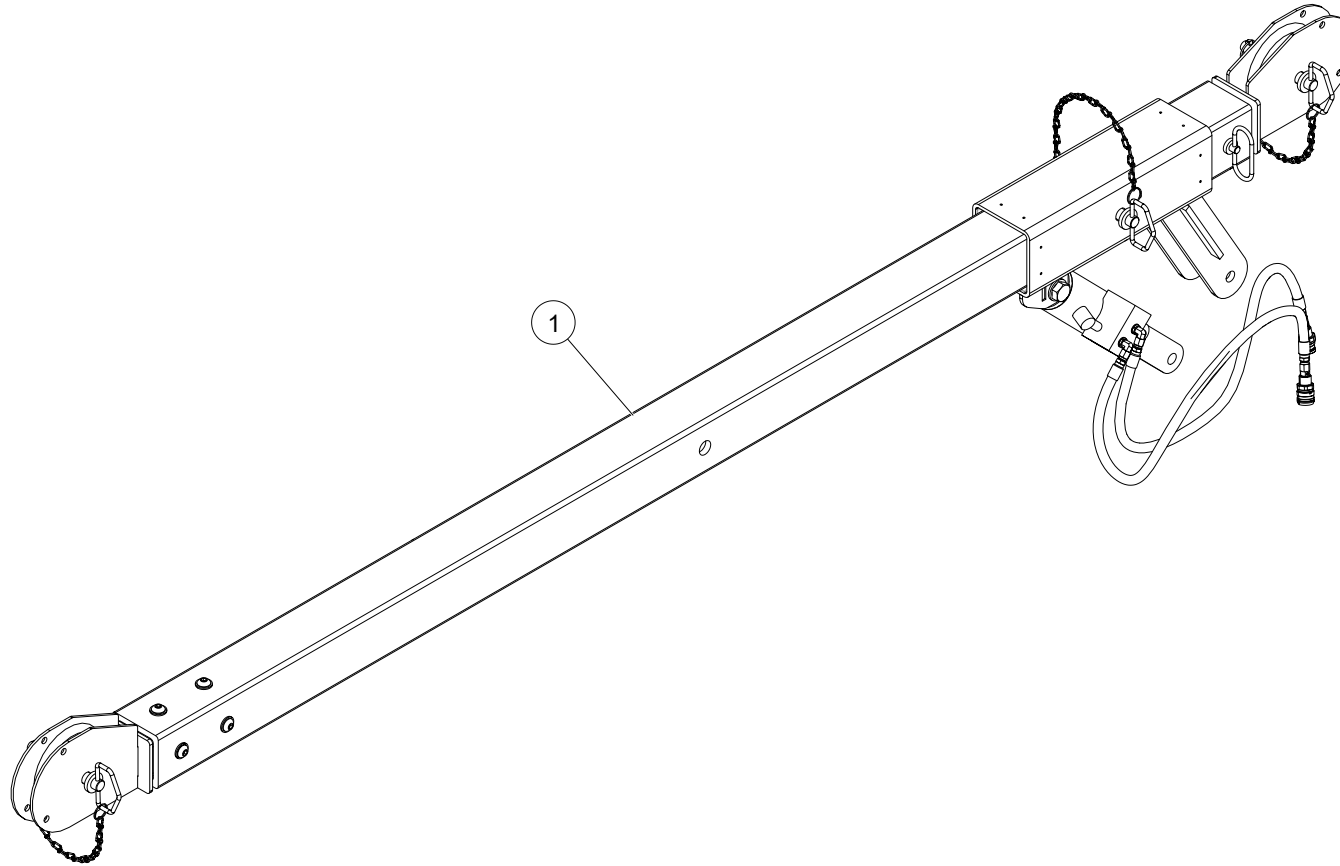
WHEN ORDERING PARTS, SPECIFY MODEL NUMBER, SERIAL NUMBER AND DESCRIPTION OF PARTS REQUIRED

CAN HANDLER JIB ARM

ITEM	PART NUMBER	DESCRIPTION	QUANTITY	NOTES
	LK-FIB-160	CAN HANDLER JIB ARM		
1	1042697	SQ BAR, PLASTIC	1	
2	SH02-C250A00ZZ0	SHCS C'SUNK HEAD, 1/4-20 X 1 LEN, ZN	4	
3	1042698	SQUARE TUBE, FIBERGLASS JIB	1	
4	WSH2-X5000008Z0	SAE WASHER, 1/2, GR8, ZN	8	
5	SH03-C500A00ZZ0	SHCS BUTTON HEAD, 1/2-13 X 1 LEN, ZN	8	
6	1042699	SHEEVE BRKT WLDMNT	1	

WHEN ORDERING PARTS, SPECIFY MODEL NUMBER, SERIAL NUMBER AND DESCRIPTION OF PARTS REQUIRED

TRANSFORMER MATERIAL HANDLING JIB INSTALLATION



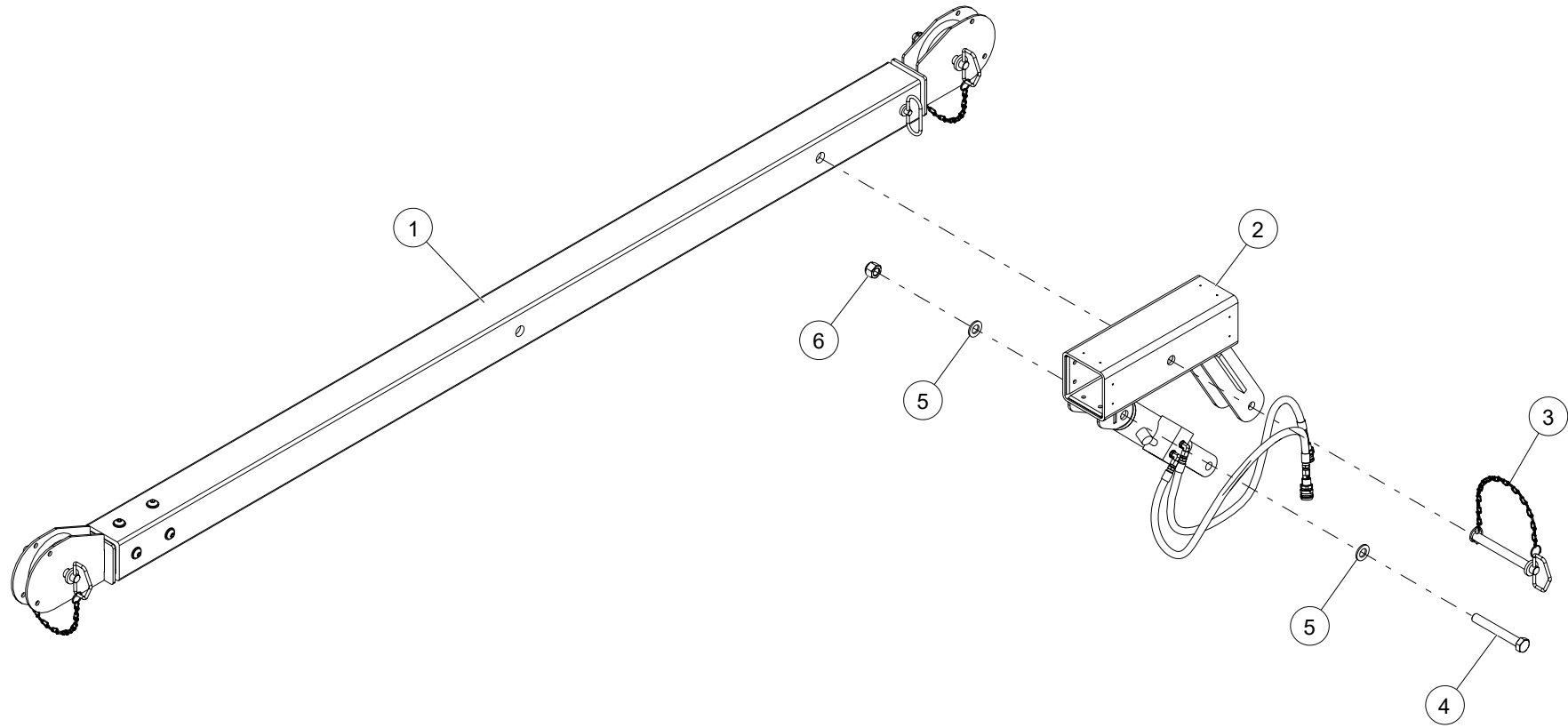
WHEN ORDERING PARTS, SPECIFY MODEL NUMBER, SERIAL NUMBER AND DESCRIPTION OF PARTS REQUIRED

TRANSFORMER MATERIAL HANDLING JIB INSTALLATION

ITEM	PART NUMBER	DESCRIPTION	QUANTITY	NOTES
	C1057373	TRANSFORMER MATERIAL HANDLING JIB INSTALLATION		
1	1042665	MATERIAL HNDLER JIB W/HOLDER	1	SEE PAGE 66

WHEN ORDERING PARTS, SPECIFY MODEL NUMBER, SERIAL NUMBER AND DESCRIPTION OF PARTS REQUIRED

MATERIAL HANDLER JIB W/HOLDER

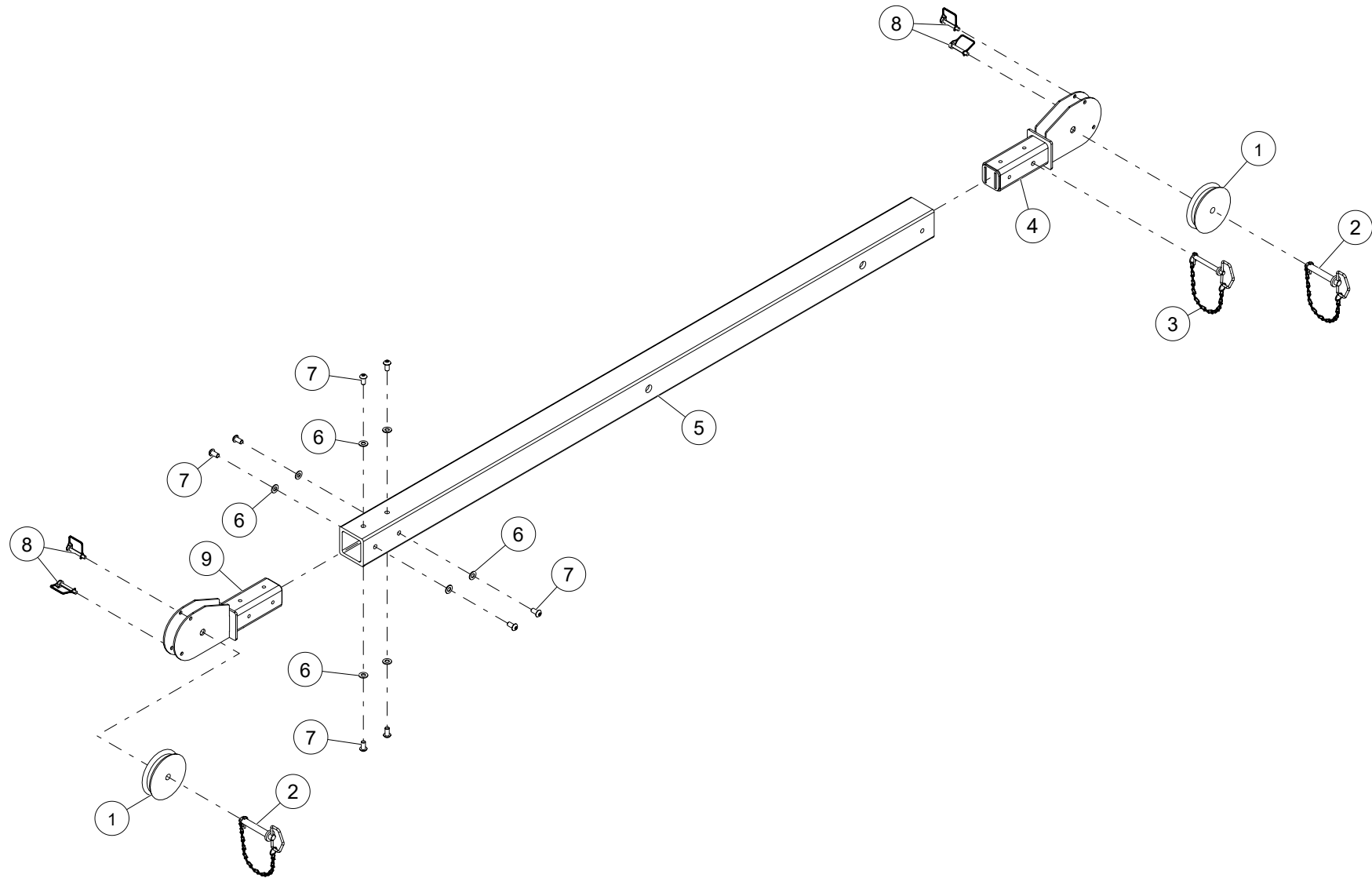


WHEN ORDERING PARTS, SPECIFY MODEL NUMBER, SERIAL NUMBER AND DESCRIPTION OF PARTS REQUIRED

MATERIAL HANDLER JIB W/HOLDER

ITEM	PART NUMBER	DESCRIPTION	QUANTITY	NOTES
	1042665	MATERIAL HANDLER JIB W/HOLDER		
1	LK-FIB-159	MATERIAL HANDLER JIB	1	SEE PAGE 68
2	LK-3242	JIB HOLDER ASM	1	SEE PAGE 70
3	LK-PIN-139	CLEVIS PIN W/CHAIN, .75 X 6.25	1	
4	HHCSC750E508Z0	HEX HEAD CAP SCREW, 3/4-10 X 5 1/2 LEN, GR8, ZN	1	
5	WSH2-X7500008Z0	SAE WASHER, 3/4, GR8, ZN	2	
6	NUT3-C7500008Z0	NYLON LOCK NUT, 3/4-10, GR8, ZN	1	

WHEN ORDERING PARTS, SPECIFY MODEL NUMBER, SERIAL NUMBER AND DESCRIPTION OF PARTS REQUIRED

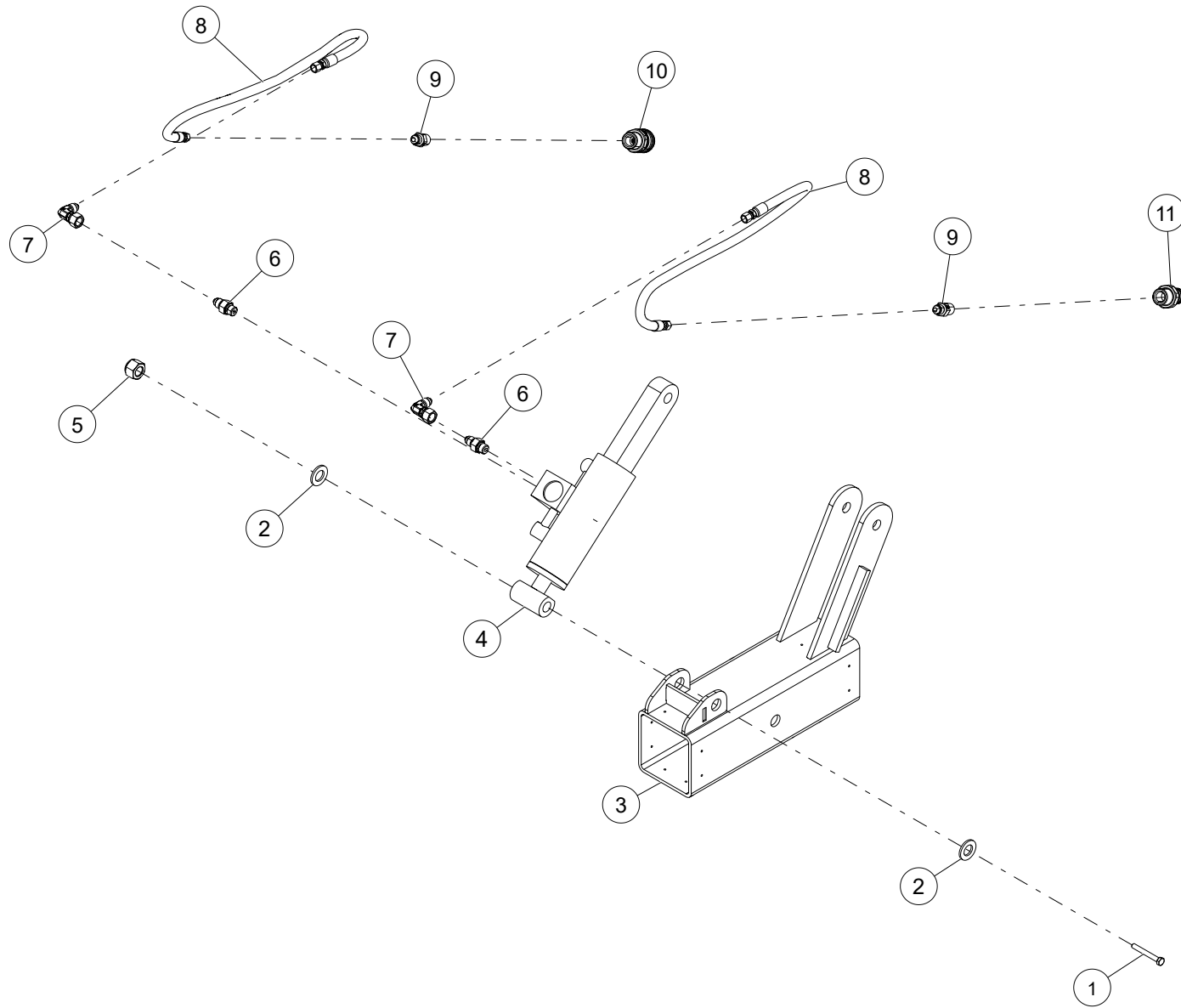


WHEN ORDERING PARTS, SPECIFY MODEL NUMBER, SERIAL NUMBER AND DESCRIPTION OF PARTS REQUIRED

MATERIAL HANDLER JIB

ITEM	PART NUMBER	DESCRIPTION	QUANTITY	NOTES
	LK-FIB-159	MATERIAL HANDLER JIB		
1	1042034	SHEAVE	2	
2	LK-PIN-130	CLEVIS PIN W/CHAIN, .75 X 4.00	2	
3	LK-PIN-129	CLEVIS PIN, W/CHAIN, 1/2 X 4"	1	
4	1042673	JIB SHEEVE W/LDMNT, FOR PIN	1	
5	1042667	FIBERGLASS JIB 4X4X0.44	1	
6	WSH2-X5000008Z0	SAE WASHER, 1/2, GR8, ZN	8	
7	SH03-C500A00ZZ0	SHCS BUTTON HEAD, 1/2-13 X 1 LEN, ZN	8	
8	1222-352	PIN SAFETY SNAP	4	
9	1042666	SHEEVE BRKT W/LDMNT	1	

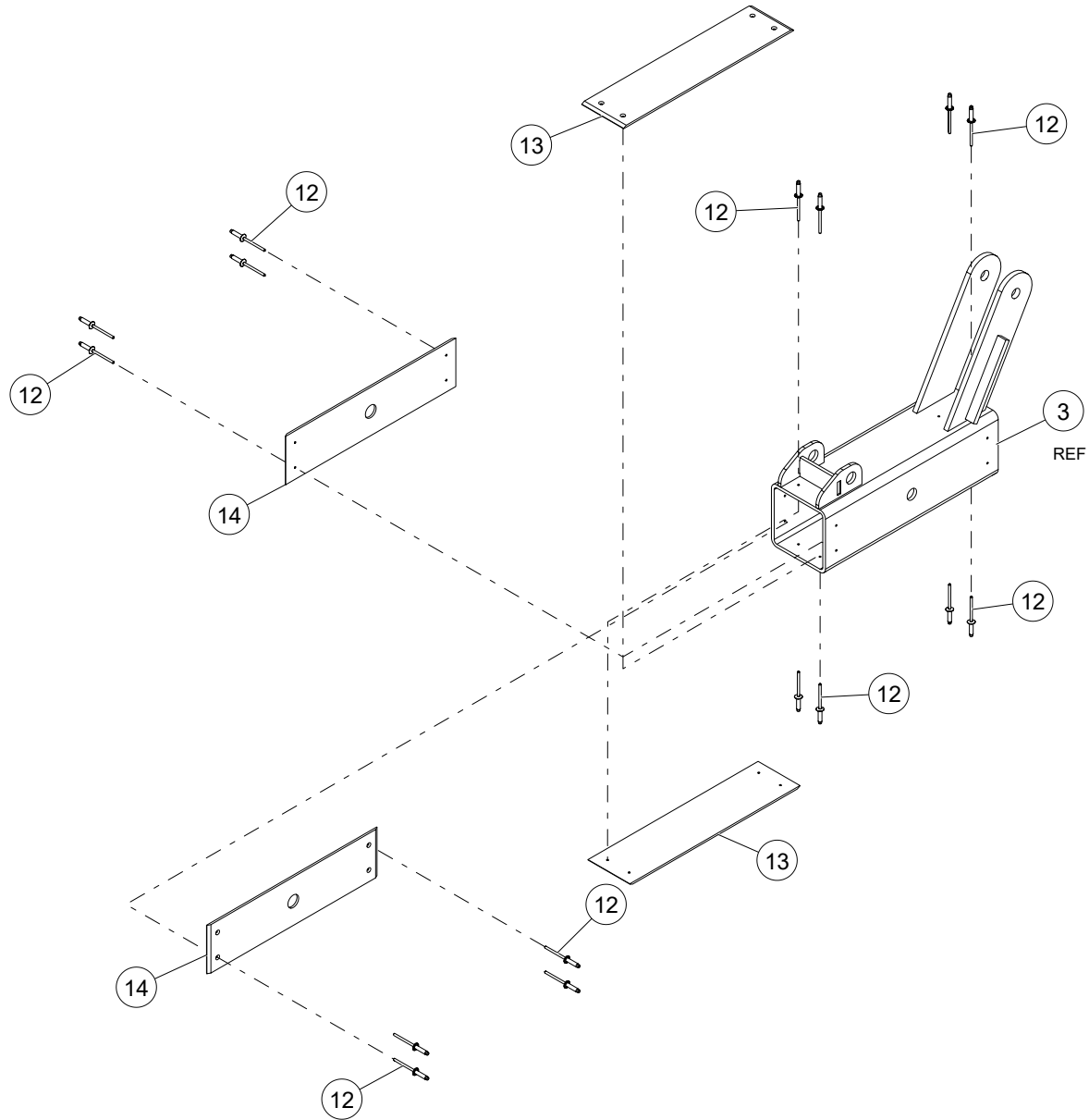
WHEN ORDERING PARTS, SPECIFY MODEL NUMBER, SERIAL NUMBER AND DESCRIPTION OF PARTS REQUIRED



WHEN ORDERING PARTS, SPECIFY MODEL NUMBER, SERIAL NUMBER AND DESCRIPTION OF PARTS REQUIRED

ITEM	PART NUMBER	DESCRIPTION	QUANTITY	NOTES
	LK-3242	JIB HOLDER ASM		
1	HHCS-F750E008Z0	HEX HEAD CAP SCREW, 3/4-16 X 5 LEN, GR8, ZN	1	
2	WSH2-X7500008Z0	SAE WASHER, 3/4, GR8, ZN	2	
3	LK-3243	JIB HOLDER WELDMENT	1	
4	LK-700-253075	CYLINDER ASSEMBLY	1	
5	NUT3-C7500008Z0	NYLON LOCK NUT, 3/4-10, GR8, ZN	1	
6	1009586	ADAPTER,MJIC-4/MORB-4	2	
7	1013224	ELBOW,90,MJIC-4/FJIC-4SW	2	
8	1028275	HOSE, -4, 3000, FJIC-4SW / FJIC-4SW, 26	2	
9	1009784	ADAPTOR, MJIC-4 / MNPT-4	2	
10	LK-FIT-114	QUICK DISCONNECT COUPLER, SMALL FEMALE	1	
11	LK-FIT-113	QUICK DISCONNECT COUPLER, SMALL MALE	1	

WHEN ORDERING PARTS, SPECIFY MODEL NUMBER, SERIAL NUMBER AND DESCRIPTION OF PARTS REQUIRED

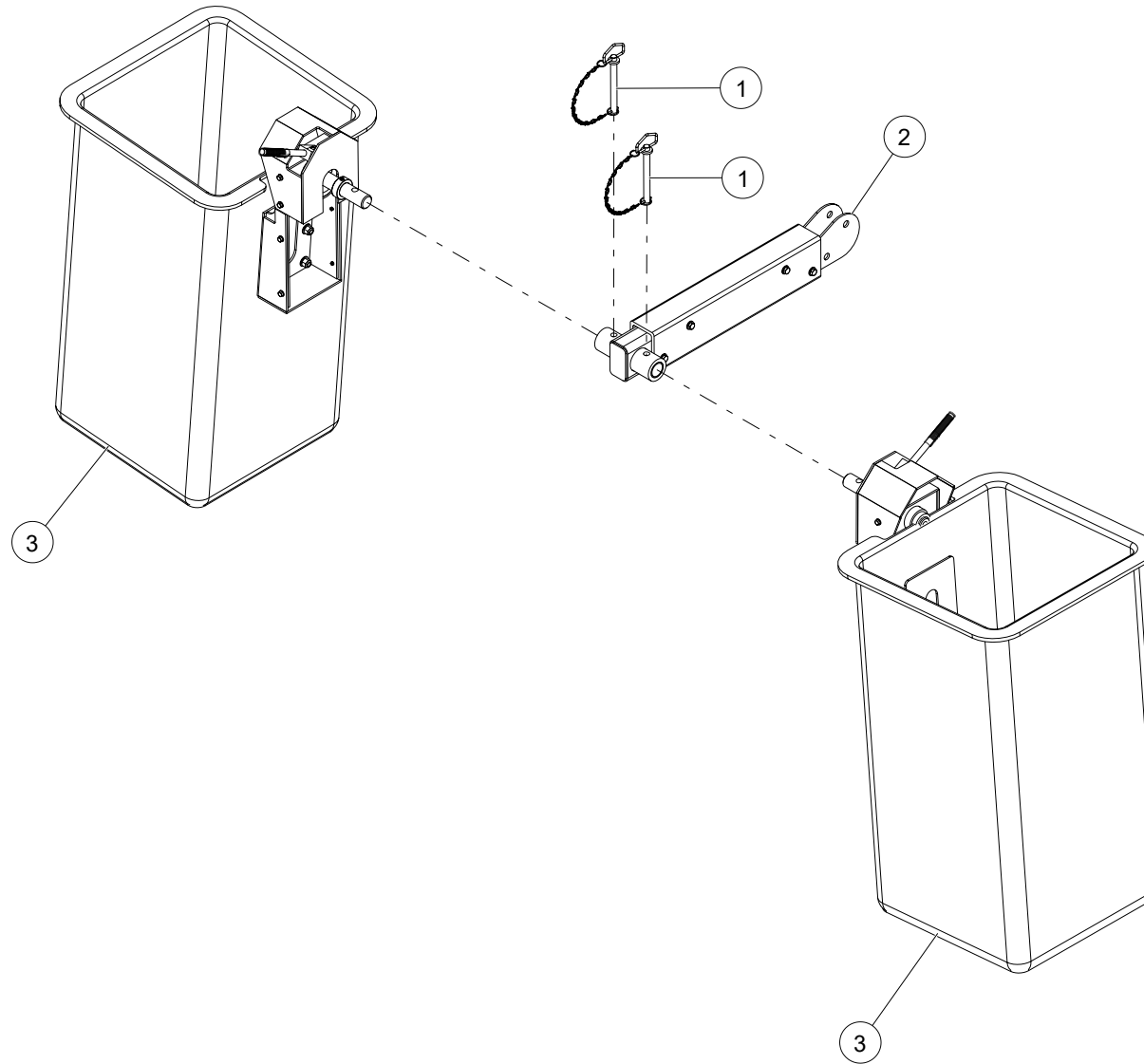


WHEN ORDERING PARTS, SPECIFY MODEL NUMBER, SERIAL NUMBER AND DESCRIPTION OF PARTS REQUIRED

ITEM	PART NUMBER	DESCRIPTION	QUANTITY	NOTES
	LK-3242	JIB HOLDER ASM		
12	C1066236	1/8" STAINLESS RIVET FOR 3/8" THICKNESS	16	
13	LK-3250	PLASTIC SHEET, .19 THK	2	
14	LK-3249	PLASTIC SHEET, .19 THK	2	

WHEN ORDERING PARTS, SPECIFY MODEL NUMBER, SERIAL NUMBER AND DESCRIPTION OF PARTS REQUIRED

DUAL BUCKET 300 LBS INSTALLATION



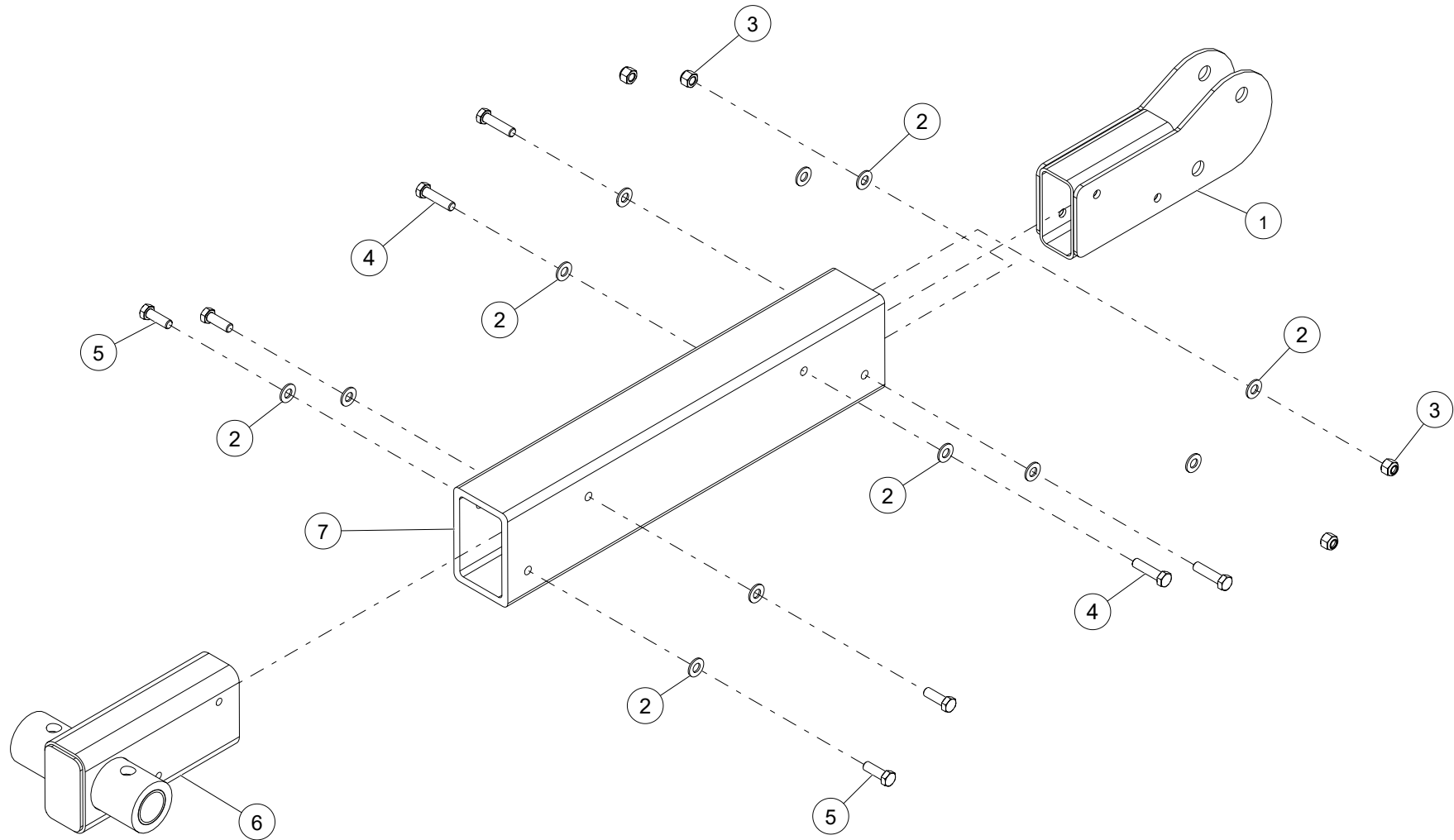
WHEN ORDERING PARTS, SPECIFY MODEL NUMBER, SERIAL NUMBER AND DESCRIPTION OF PARTS REQUIRED

DUAL BUCKET 300 LBS INSTALLATION

ITEM	PART NUMBER	DESCRIPTION	QUANTITY	NOTES
	C1057371	DUAL BUCKET 300 LBS INSTALLATION JIB HOLDER ASM		
1	LK-PIN-130	CLEVIS PIN W/CHAIN, .75 X 4.00	2	
2	LK-5700	DUAL BUCKET ADAPTER	1	SEE PAGE 76
3	1042795	COMPLETE BUCKET ASSEMBLY	2	SEE PAGE 78

WHEN ORDERING PARTS, SPECIFY MODEL NUMBER, SERIAL NUMBER AND DESCRIPTION OF PARTS REQUIRED

DUAL BUCKET ADAPTER



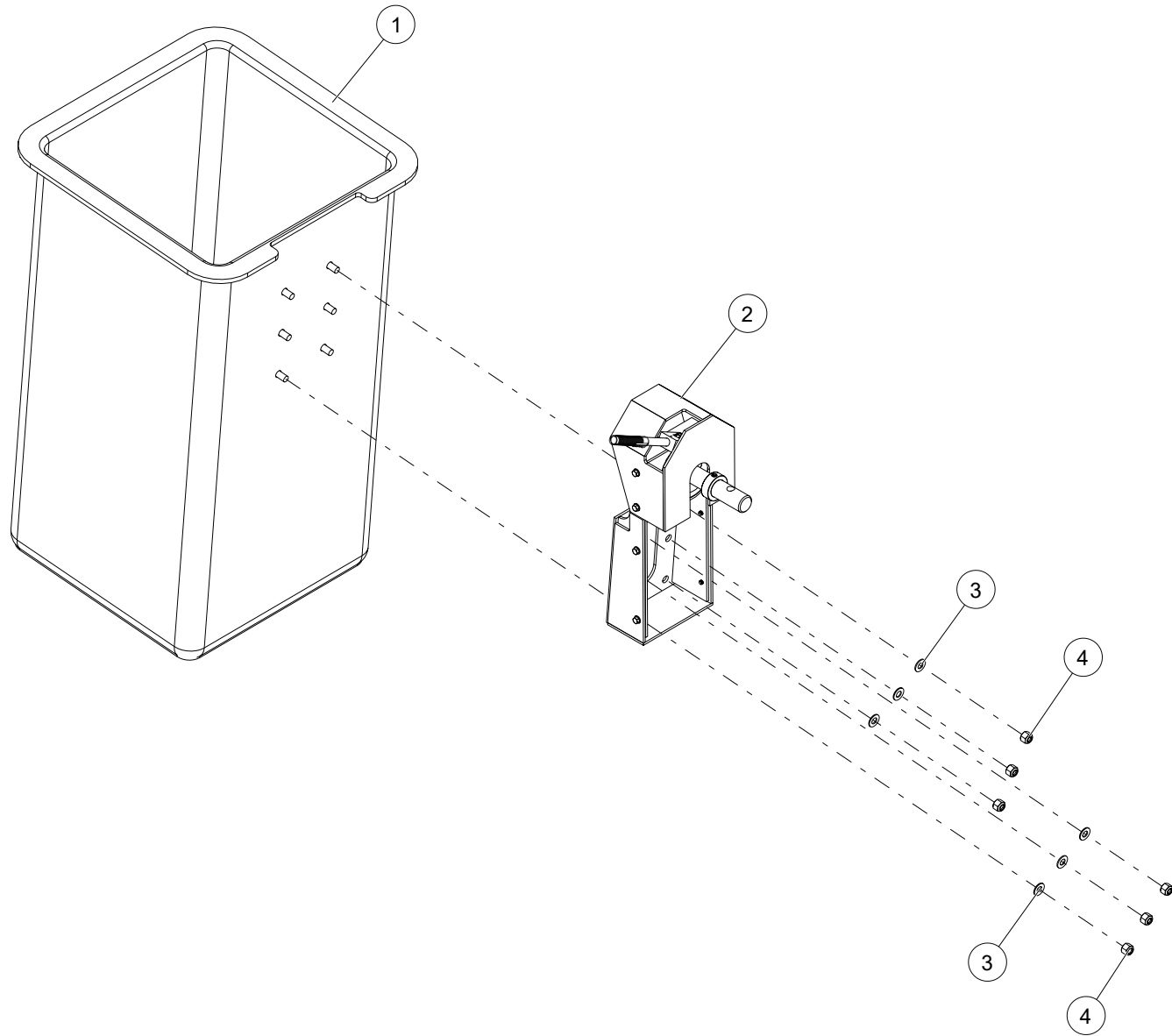
WHEN ORDERING PARTS, SPECIFY MODEL NUMBER, SERIAL NUMBER AND DESCRIPTION OF PARTS REQUIRED

DUAL BUCKET ADAPTER

ITEM	PART NUMBER	DESCRIPTION	QUANTITY	NOTES
	LK-5700	DUAL BUCKET ADAPTER		
1	1042693	WELDMENT, DUAL BUCKET ADPT SHEAVE	1	
2	WSH1-X5000008Z0	WASHER, 1/2, GR8, ZN	12	
3	NUT3-C5000008Z0	NYLON LOCK NUT, 1/2-13, GR8, ZN	4	
4	HHCS-C500B008Z0	HEX HEAD CAP SCREW, 1/2-13 X 2 LEN, GR8, ZN	4	
5	HHCS-C500A508Z0	HEX HEAD CAP SCREW, 1/2-13 X 1 1/2 LEN, GR8, ZN	4	
6	1042690	WELDMENT, DUAL BUCKET ADPT, PIVOT	1	
7	1042676	RECT TUBE, FBGLS, 6X4X0.5	1	

WHEN ORDERING PARTS, SPECIFY MODEL NUMBER, SERIAL NUMBER AND DESCRIPTION OF PARTS REQUIRED

COMPLETE BUCKET ASSEMBLY



WHEN ORDERING PARTS, SPECIFY MODEL NUMBER, SERIAL NUMBER AND DESCRIPTION OF PARTS REQUIRED

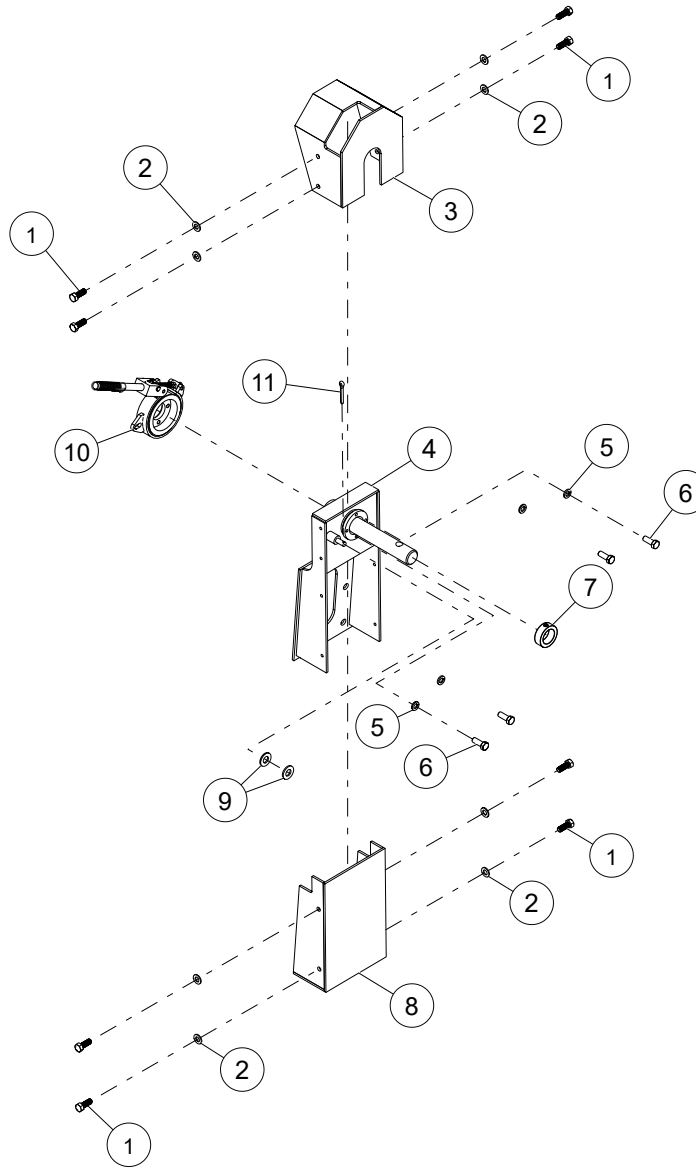
COMPLETE BUCKET ASSEMBLY

ITEM	PART NUMBER	DESCRIPTION	QUANTITY	NOTES
	1042795	COMPLETE BUCKET ASSEMBLY		
1	LK-MEC-611	SINGLE BUCKET FIBERGLASS	1	
2	LK-2450	BUCKET HANGER ASM	1	SEE PAGE 80
3	WSH2-X6250008Z0	SAE WASHER, 5/8, GR8, ZN	6	
4	NUT3-C6250008Z0	NYLON LOCK NUT, 5/8-11, GR8, ZN	6	
5*	LK-MEC-612	SINGLE BUCKET PLASTIC LINER	1	
6*	LK-MEC-313	FIBERGLASS TOOL TRAY	1	
7*	C1047752	BUCKET COVER	1	

*ITEM NOT SHOWN IN THE ILLUSTRATION

WHEN ORDERING PARTS, SPECIFY MODEL NUMBER, SERIAL NUMBER AND DESCRIPTION OF PARTS REQUIRED

BUCKET HANGER ASSEMBLY



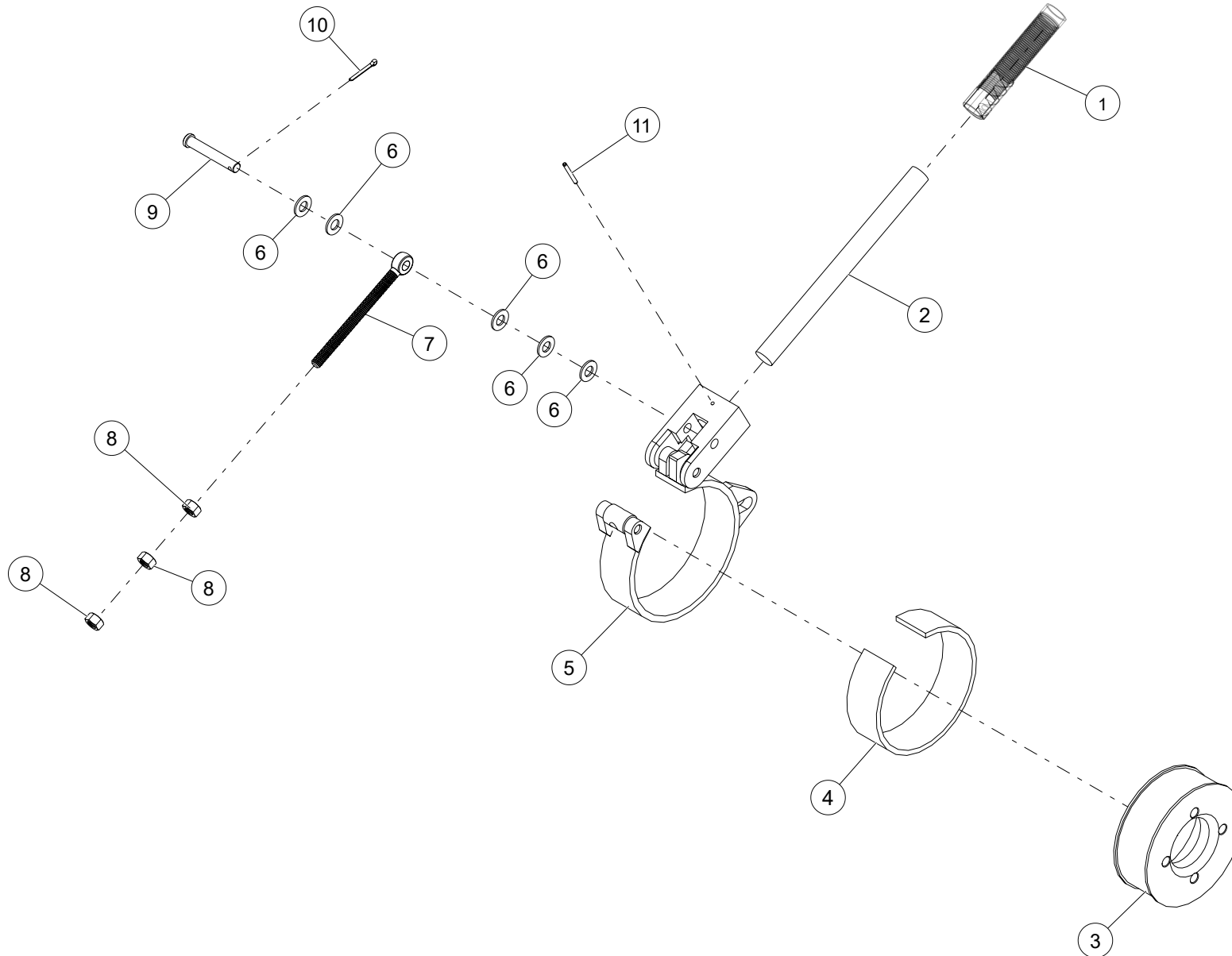
WHEN ORDERING PARTS, SPECIFY MODEL NUMBER, SERIAL NUMBER AND DESCRIPTION OF PARTS REQUIRED

BUCKET HANGER ASSEMBLY

ITEM	PART NUMBER	DESCRIPTION	QUANTITY	NOTES
	LK-2450	BUCKET HANGER ASSEMBLY		
1	1042758	NYLON HEX CAP SCREW	8	
2	1042759	NYLON WASHER	8	
3	LK-2438	BUCKET INSULATED UPPER COVER	1	
4	C1055418	BUCKET HANGER ASM	1	
5	WSH4-X3750008Z0	SPIRAL LOCK WASHER, 3/8, GR8, ZN	4	
6	HHCS-C375A008Z0	HEX HEAD CAP SCREW, 3/8-16 X 1 LEN, GR8, ZN	4	
7	1042727	SHAFT COLLAR	1	
8	LK-2444	BUCKET INSULATED LOWER COVER	1	
9	WSH2-X5000008Z0	SAE WASHER, 1/2, GR8, ZN	2	
10	1042767	BRAKE W/HANDLE ASM	1	SEE PAGE 82
11	PIN3-X156A00XZ0	COTTER PIN, 5/32 DIA X 1 LEN, ZINC	1	

WHEN ORDERING PARTS, SPECIFY MODEL NUMBER, SERIAL NUMBER AND DESCRIPTION OF PARTS REQUIRED

BRAKE W/HANDLE ASM



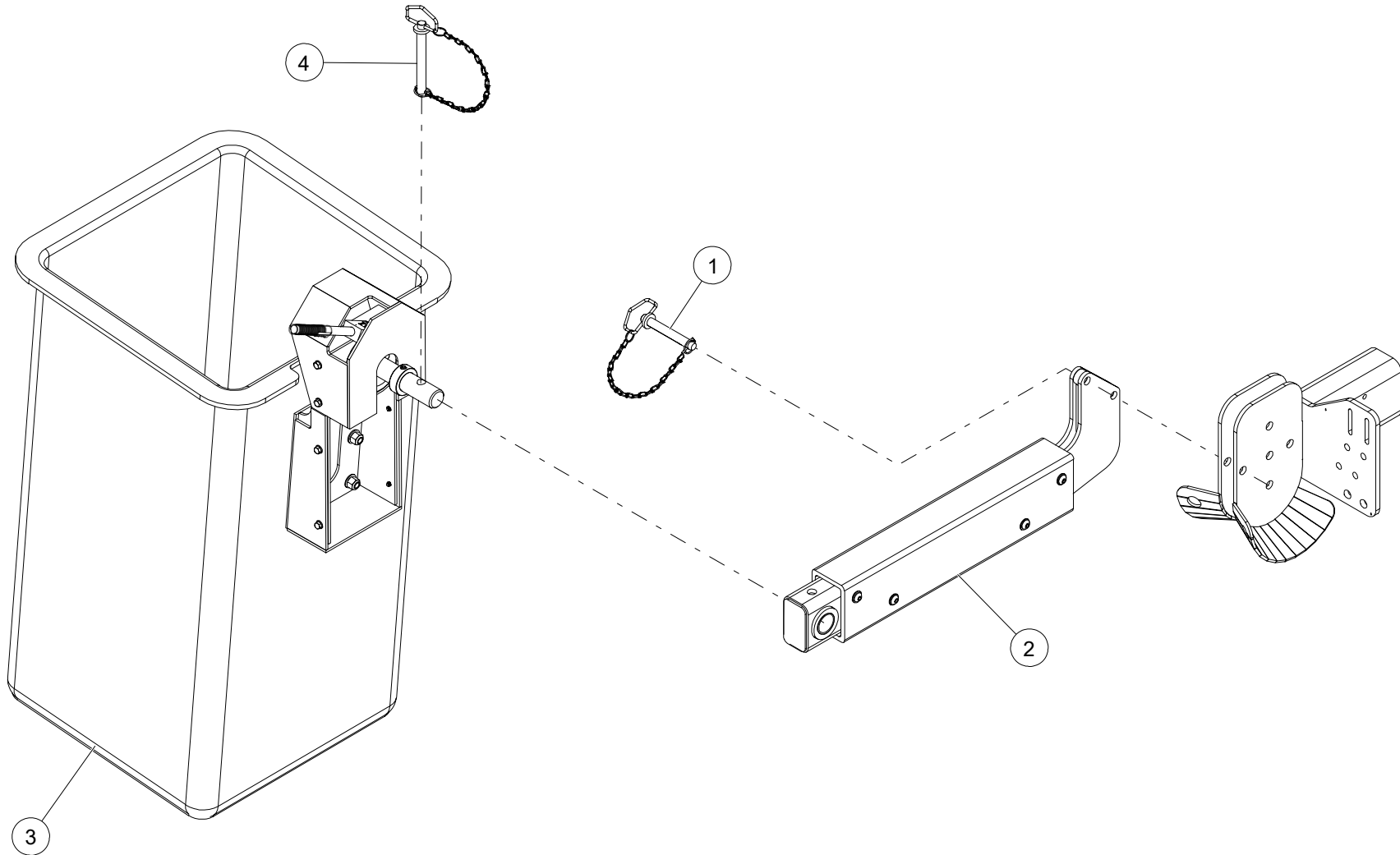
WHEN ORDERING PARTS, SPECIFY MODEL NUMBER, SERIAL NUMBER AND DESCRIPTION OF PARTS REQUIRED

BRAKE W/HANDLE ASM

ITEM	PART NUMBER	DESCRIPTION	QUANTITY	NOTES
	1042767	BRAKE W/HANDLE ASM		
1	1042736	PLASTIC GRIP	1	
2	1042737	ROUND ROD, FIBERGLASS	1	
3	LK-2458	BRAKE DRUM	1	
4	LK-2451	BRAKE LINER	1	
5	C1069240	BUCKET BRAKE HANDLE SUB ASSEMBLY	1	
6	1042771	3/8 WASHER	5	
7	1042733	BRAKE LINK	1	
8	1042770	NUT, 3/8-16 UNC	3	
9	1042769	CLEVIS PIN	1	
10	PIN3-X125A00XZ0	COTTER PIN, 1/8 DIA X 1 LEN, ZINC	1	
11	1042768	SPRING PIN	1	

WHEN ORDERING PARTS, SPECIFY MODEL NUMBER, SERIAL NUMBER AND DESCRIPTION OF PARTS REQUIRED

SINGLE BUCKET ARM INSTALLATION



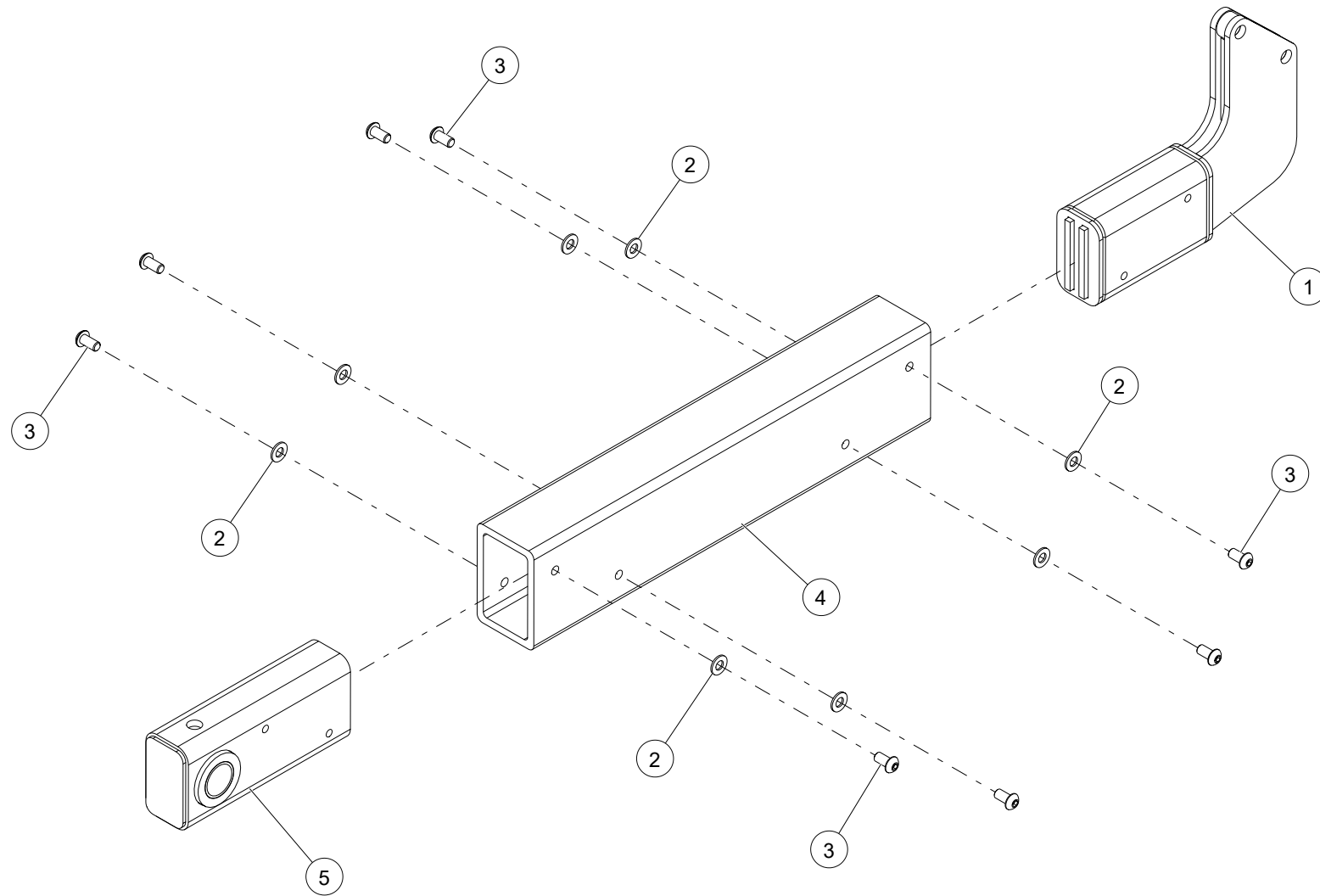
WHEN ORDERING PARTS, SPECIFY MODEL NUMBER, SERIAL NUMBER AND DESCRIPTION OF PARTS REQUIRED

SINGLE BUCKET ARM INSTALLATION

ITEM	PART NUMBER	DESCRIPTION	QUANTITY	NOTES
	C1057364	SINGLE BUCKET ARM INSTALLATION		
1	LK-PIN-130	CLEVIS PIN W/CHAIN, .75 X 4.75	1	
2	LK-3740	SINGLE BUCKET ARM ADAPTER	1	SEE PAGE 86
3	1042795	COMPLETE BUCKET ASSEMBLY	1	SEE PAGE 78
4	LK-PIN-139	CLEVIS PIN W/CHAIN, .75 X 6.25	1	

WHEN ORDERING PARTS, SPECIFY MODEL NUMBER, SERIAL NUMBER AND DESCRIPTION OF PARTS REQUIRED

SINGLE BUCKET ARM ADAPTER



WHEN ORDERING PARTS, SPECIFY MODEL NUMBER, SERIAL NUMBER AND DESCRIPTION OF PARTS REQUIRED

SINGLE BUCKET ARM ADAPTER

ITEM	PART NUMBER	DESCRIPTION	QUANTITY	NOTES
	LK-3740	SINGLE BUCKET ARM ADAPTER		
1	1042678	ARM ADAPTER WELDMENT	1	
2	WSH2-X5000008Z0	SAE WASHER, 1/2, GR8, ZN	8	
3	SH03-C500A00ZZ0	SHCS BUTTON HEAD, 1/2-13 X 1 LEN, ZN	8	
4	1042676	RECT TUBE, FBGLS, 6X4X0.5	1	
5	1042684	BUCKET ARM PIVOT WELDMENT	1	

WHEN ORDERING PARTS, SPECIFY MODEL NUMBER, SERIAL NUMBER AND DESCRIPTION OF PARTS REQUIRED

NON - ILLUSTRATED PAGE

WHEN ORDERING PARTS, SPECIFY MODEL NUMBER, SERIAL NUMBER AND DESCRIPTION OF PARTS REQUIRED

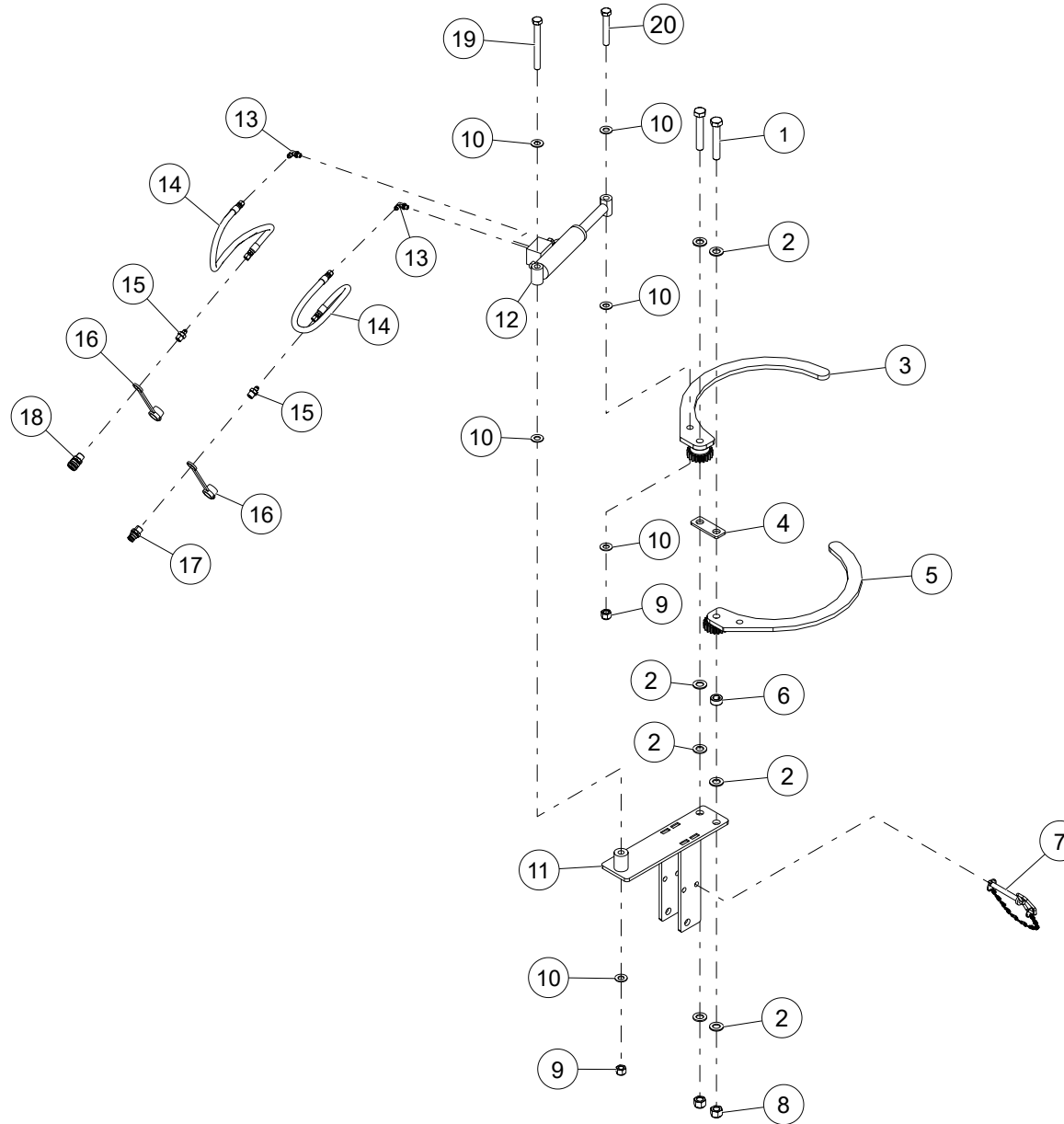
HYDRAULIC POLE GUIDE, (MANUAL TILT) INSTALLATION

ITEM	PART NUMBER	DESCRIPTION	QUANTITY	NOTES
	C1057362	HYDRAULIC POLE GUIDE, (MANUAL TILT) INSTALLATION		
1*	LK-3000	STANDARD POLE CLAW ASM	1	SEE PAGE 90

*ITEM NOT SHOWN IN THE ILLUSTRATION

WHEN ORDERING PARTS, SPECIFY MODEL NUMBER, SERIAL NUMBER AND DESCRIPTION OF PARTS REQUIRED

STANDARD POLE CLAW ASM

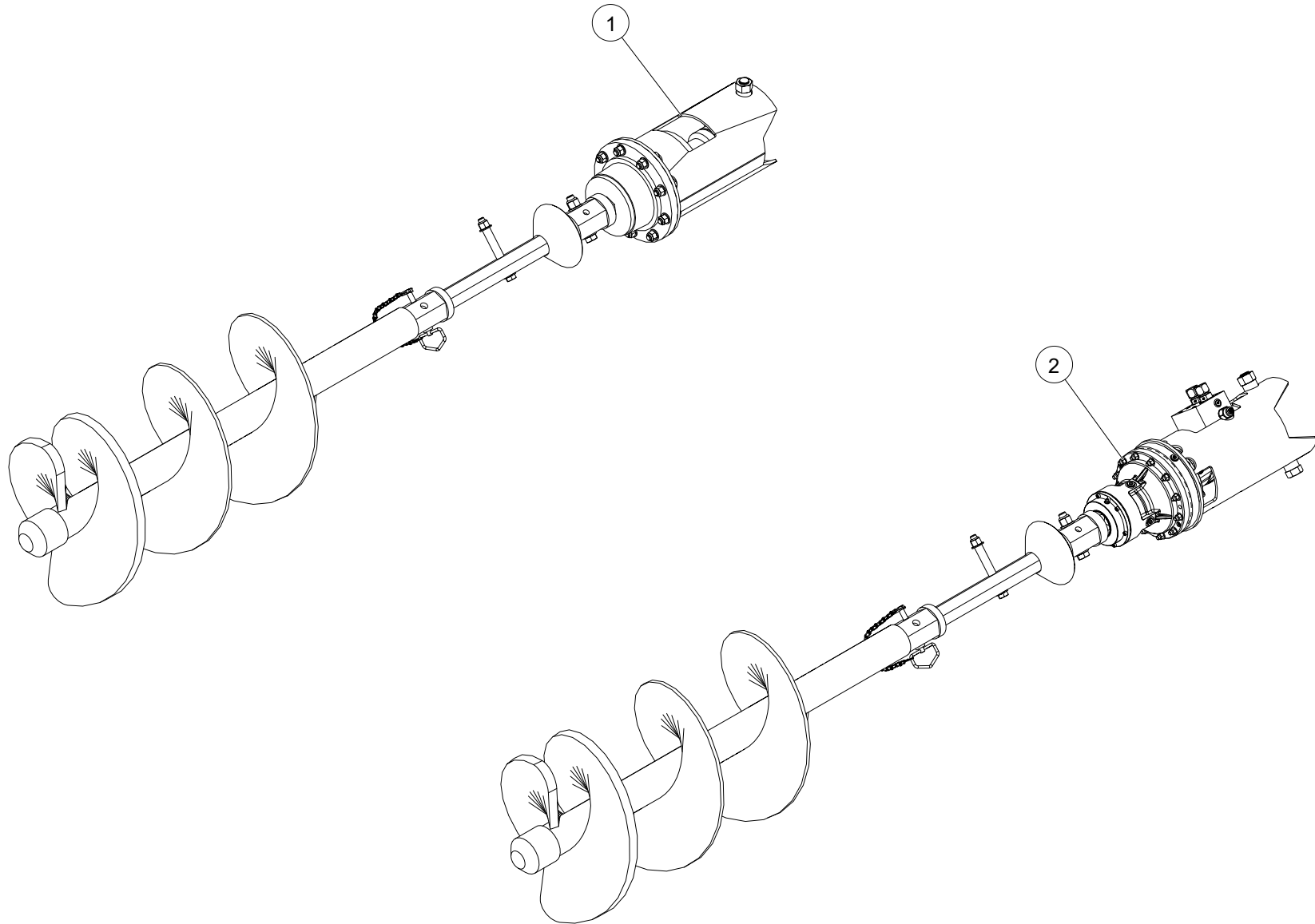


WHEN ORDERING PARTS, SPECIFY MODEL NUMBER, SERIAL NUMBER AND DESCRIPTION OF PARTS REQUIRED

STANDARD POLE CLAW ASM

ITEM	PART NUMBER	DESCRIPTION	QUANTITY	NOTES
	LK-3000	STANDARD POLE CLAW ASM		
1	HHCS-C750D508Z0	HEX HEAD CAP SCREW, 3/4-10 X 4 1/2 LEN, GR8, ZN	2	
2	WSH2-X7500008Z0	SAE WASHER, 3/4, GR8, ZN	7	
3	LK-3083	TALL GEAR, SMALL POLE CLAW ASM	1	
4	LK-3004	POLE CLAW CONNECTING PLATE	1	
5	LK-3082	GEAR SHORT MEDIUM POLE CLAW ASSY	1	
6	LK-MEC-510	SET SCREW SHAFT COLLAR	1	
7	LK-PIN-129	LK-PIN-129	1	
8	NUT3-C7500008Z0	NYLON LOCK NUT, 3/4-10, GR8, ZN	2	
9	NUT3-C6250008Z0	NYLON LOCK NUT, 5/8-11, GR8, ZN	2	
10	WSH2-X6250008Z0	SAE WASHER, 5/8, GR8, ZN	6	
11	LK-3005	POLE CLAW SUB WELDMENT	1	
12	LK-700-150100	CYLINDER ASSY	1	
13	1013385	ELBOW,90,MJIC-4/MORB-4	2	
14	1028275	HOSE, -4, 3000, FJIC-4SW / FJIC-4SW, 26	2	
15	1009788	ADAPTOR, MJIC-4 / MNPT-6	2	
16	C1079227	QUICK DISCONNECT DUST CAP MALE AND FEMALE	2	
17	LK-FIT-113	QUICK DISCONNECT COUPLER, SMALL MALE	1	
18	LK-FIT-114	QUICK DISCONNECT COUPLER, SMALL FEMALE	1	
19	HHCS-C625F008Z0	HEX HEAD CAP SCREW, 5/8-11 X 6 LEN, GR8, ZN	1	
20	HHCS-C625D008Z0	HEX HEAD CAP SCREW, 5/8-11 X 4 LEN, GR8, ZN	1	

WHEN ORDERING PARTS, SPECIFY MODEL NUMBER, SERIAL NUMBER AND DESCRIPTION OF PARTS REQUIRED



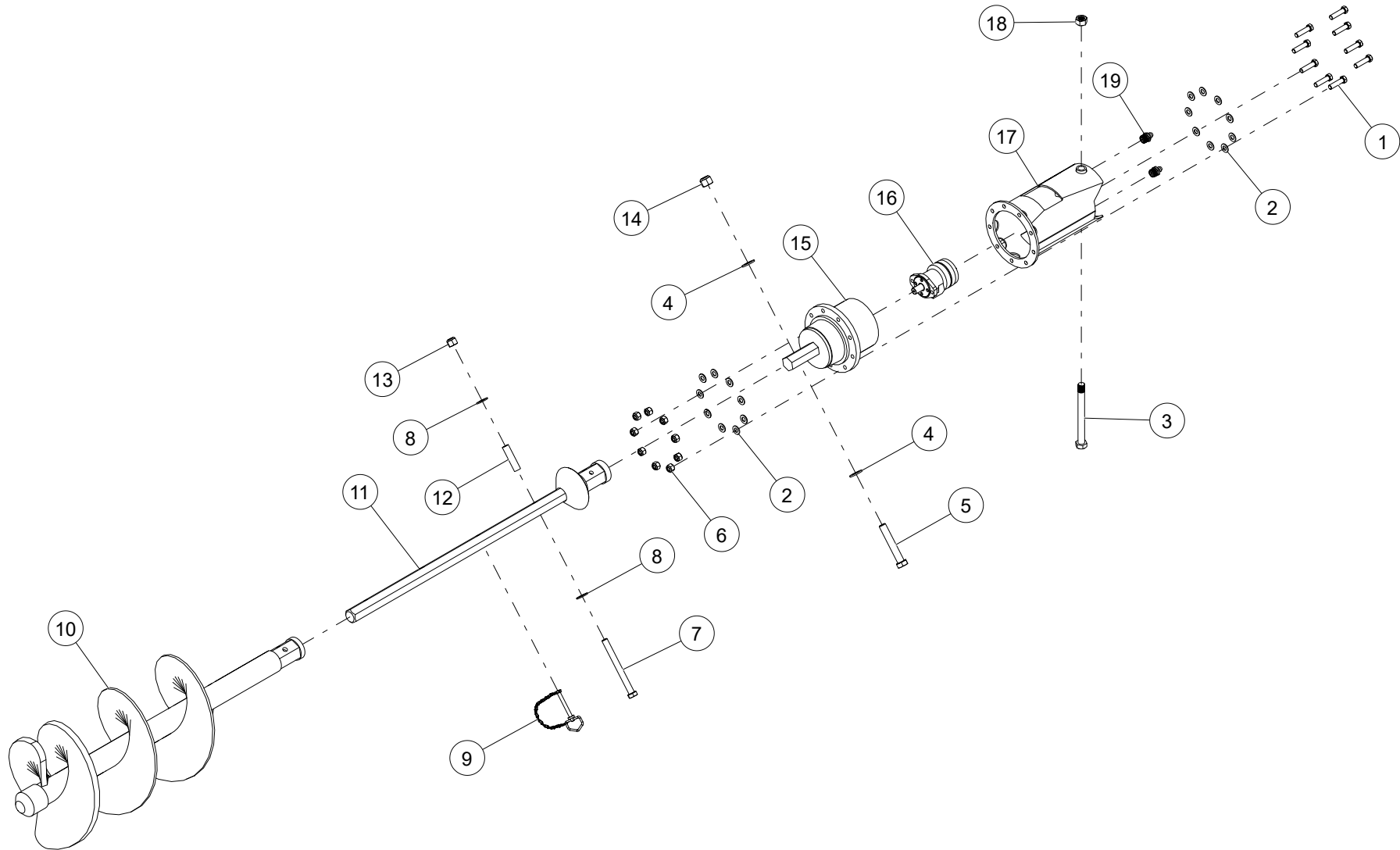
WHEN ORDERING PARTS, SPECIFY MODEL NUMBER, SERIAL NUMBER AND DESCRIPTION OF PARTS REQUIRED

OPTIONS, AUGER DRIVE ASSEMBLIES

ITEM	PART NUMBER	DESCRIPTION	QUANTITY	NOTES
	C1056590	OPTIONS, AUGER DRIVE ASSEMBLIES		
1	LK-4252	AUGER DRIVE ASSEMBLY	1	SEE PAGE 94
2	LK-4252-D	AUGER DRIVE ASSEMBLY (DINAMIC OIL)	1	SEE PAGE 96

WHEN ORDERING PARTS, SPECIFY MODEL NUMBER, SERIAL NUMBER AND DESCRIPTION OF PARTS REQUIRED

AUGER DRIVE ASSEMBLY



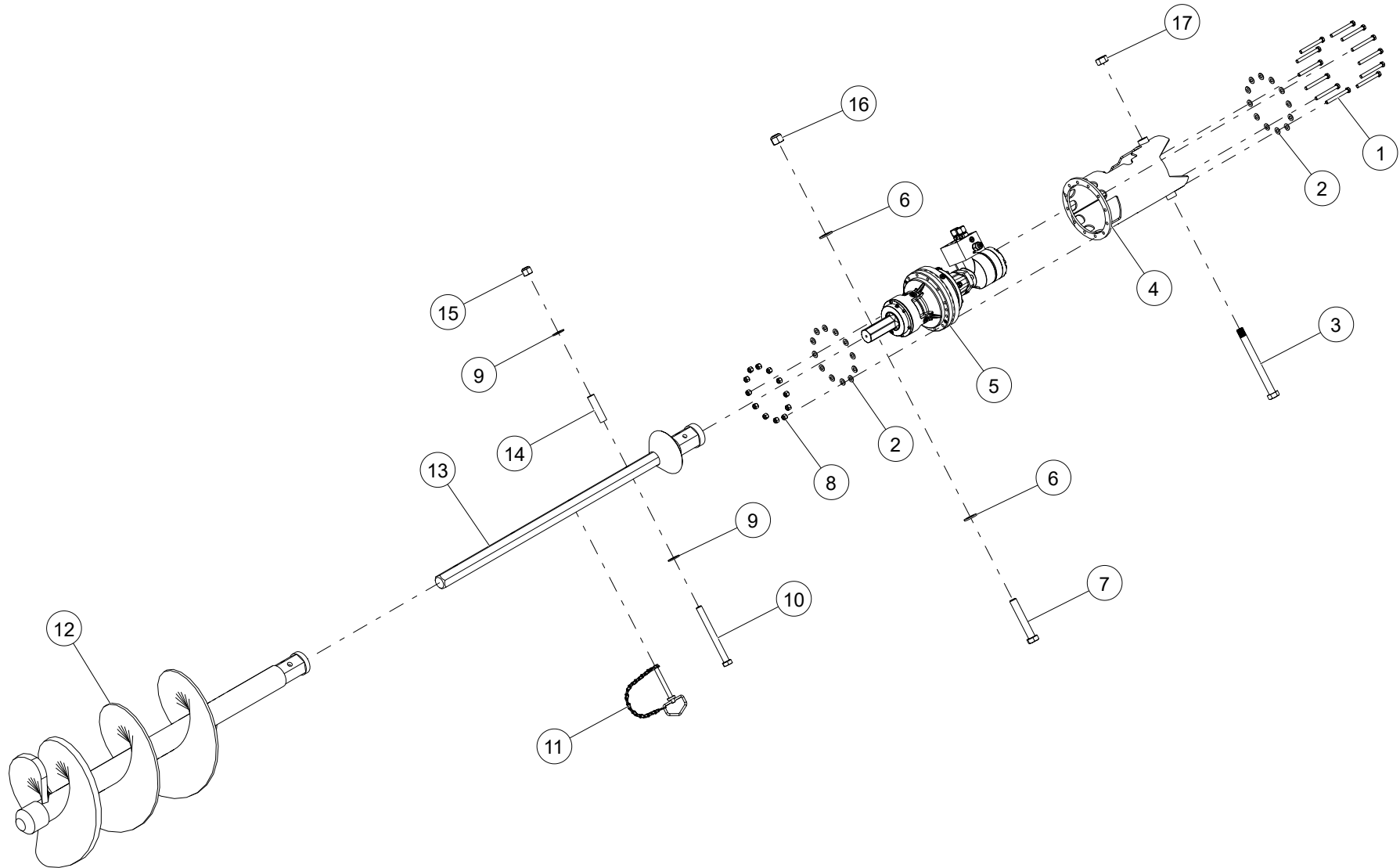
WHEN ORDERING PARTS, SPECIFY MODEL NUMBER, SERIAL NUMBER AND DESCRIPTION OF PARTS REQUIRED

AUGER DRIVE ASSEMBLY

ITEM	PART NUMBER	DESCRIPTION	QUANTITY	NOTES
	LK-4252	AUGER DRIVE ASSEMBLY		
1	HHCS-C563B258Z0	HEX HEAD CAP SCREW, 9/16-12 X 2 1/4 LEN, GR8, ZN	9	
2	WSH1-X5630008Z0	WASHER, 9/16, GR8, ZN	18	
3	LK-2263	HEX SCREW, 1"-8 UNC X 10.75" LONG, ZINC YELLOW-CHROMATE	1	
4	WSH1-X7500008Z0	WASHER, 3/4, GR8, ZN	2	
5	HHCS-C750D508Z0	HEX HEAD CAP SCREW, 3/4-10 X 4 1/2 LEN, GR8, ZN	1	
6	NUT3-C5630008Z0	NYLON LOCK NUT, 9/16-12, GR8, ZN	9	
7	HHCS-C625F508Z0	HEX HEAD CAP SCREW, 5/8-11 X 6 1/2 LEN, GR8, ZN	1	
8	WSH2-X6250008Z0	SAE WASHER, 5/8, GR8, ZN	2	
9	LK-PIN-129	CLEVIS PIN, W/CHAIN, 1/2 X 4"	1	
10	LK-MEC-377	BULLET TOOTH AUGER	1	
11	LK-MEC-373	KELLY BAR, W/GUIDE CONE	1	
12	C1049628	LEVER ARM ROD FOR 5/8" BOLT	1	
13	NUT3-C6250008Z0	NYLON LOCK NUT, 5/8-11, GR8, ZN	1	
14	NUT3-C7500008Z0	NYLON LOCK NUT, 3/4-10, GR8, ZN	1	
15	LK-MTR-228	PLANETARY GEAR DRIVE	1	
16	LK-MTR-229	AUGER, HYDRAULIC MOTOR	1	
17	LK-2253	AUGER, PLANETARY GEAR HOUSING	1	
18	C1055009	CENTER-LOCK DISTORTED-THREAD LOCKNUT	1	
19	1004435	GREASE ZERK, STR 1/8 PTF MALE	2	

WHEN ORDERING PARTS, SPECIFY MODEL NUMBER, SERIAL NUMBER AND DESCRIPTION OF PARTS REQUIRED

AUGER DRIVE ASSEMBLY (DINAMIC OIL)



WHEN ORDERING PARTS, SPECIFY MODEL NUMBER, SERIAL NUMBER AND DESCRIPTION OF PARTS REQUIRED

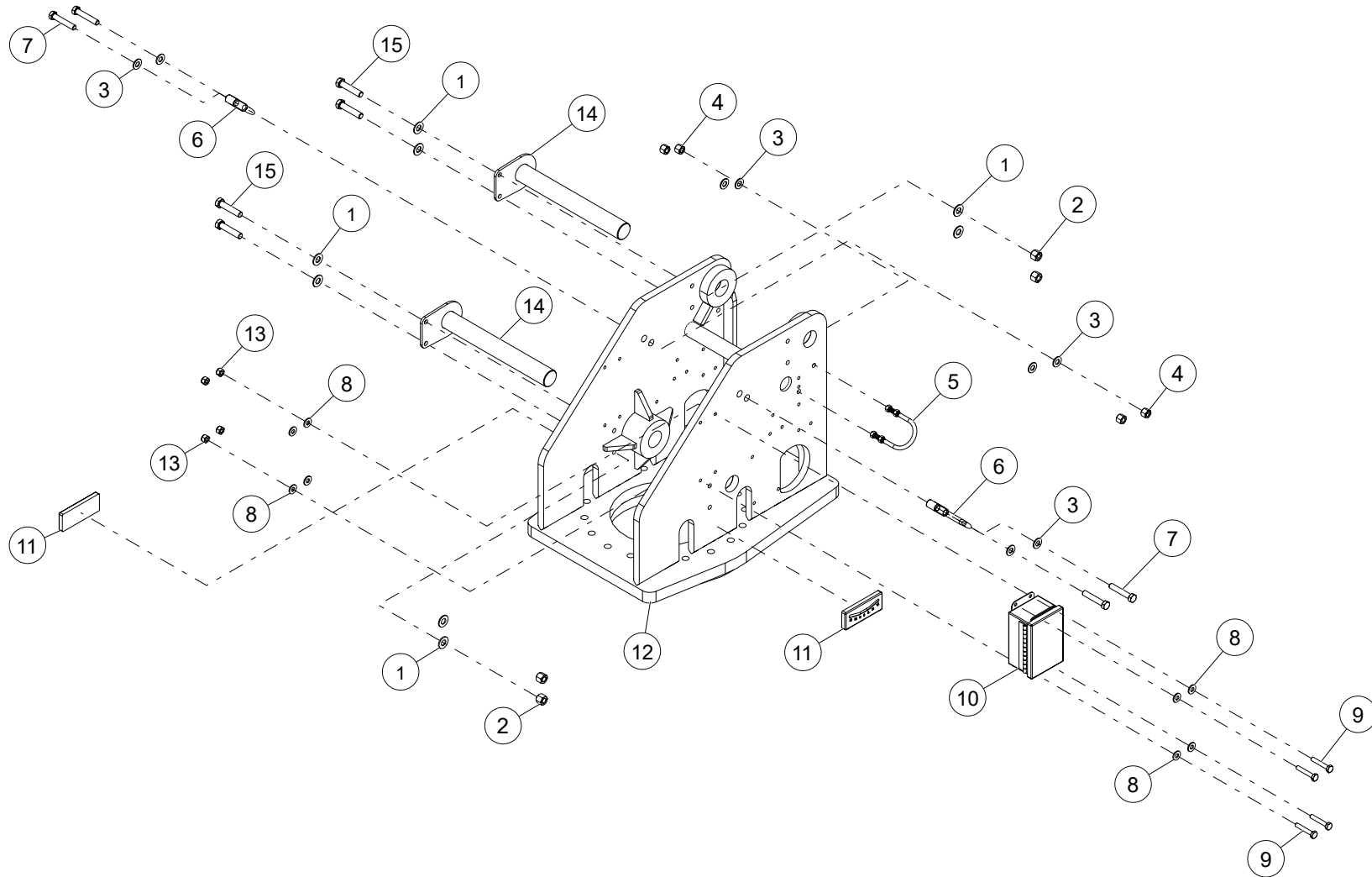
AUGER DRIVE ASSEMBLY (DINAMIC OIL)

ITEM	PART NUMBER	DESCRIPTION	QUANTITY	NOTES
	LK-4252-D	AUGER DRIVE ASSEMBLY (DINAMIC OIL)		
1	HHCS-C375C508Z0	HEX HEAD CAP SCREW, 3/8-16 X 3 1/2 LEN, GR8, ZN	12	
2	WSH2-X3750008Z0	SAE WASHER, 3/8, GR8, ZN	24	
3	LK-2263	HEX SCREW, 1"-8 UNC X 10.75" LONG, ZINC YELLOW-CHROMATE	1	
4	C1054265	AUGER, PLANETARY GEAR HOUSING (DINAMIC OIL)	1	
5	C1055150	AUGER DRIVE MOTOR AND GEARBOX (DINAMIC OIL)	1	
6	WSH1-X7500008Z0	WASHER, 3/4, GR8, ZN	2	
7	HHCS-C750D508Z0	HEX HEAD CAP SCREW, 3/4-10 X 4 1/2 LEN, GR8, ZN	1	
8	NUT3-C3750008Z0	NYLON LOCK NUT, 3/8-16, GR8, ZN	12	
9	WSH2-X6250008Z0	SAE WASHER, 5/8, GR8, ZN	2	
10	HHCS-C625F508Z0	HEX HEAD CAP SCREW, 5/8-11 X 6 1/2 LEN, GR8, ZN	1	
11	LK-PIN-129	CLEVIS PIN, W/CHAIN, 1/2 X 4"	1	
12	LK-MEC-377	BULLET TOOTH AUGER	1	
13	LK-MEC-373	KELLY BAR, W/GUIDE CONE	1	
14	C1049628	LEVER ARM ROD FOR 5/8" BOLT	1	
15	NUT3-C6250008Z0	NYLON LOCK NUT, 5/8-11, GR8, ZN	1	
16	NUT3-C7500008Z0	NYLON LOCK NUT, 3/4-10, GR8, ZN	1	
17	C1055009	CENTER-LOCK DISTORTED-THREAD LOCKNUT	1	

WHEN ORDERING PARTS, SPECIFY MODEL NUMBER, SERIAL NUMBER AND DESCRIPTION OF PARTS REQUIRED

PAGE INTENTIONALLY LEFT BLANK

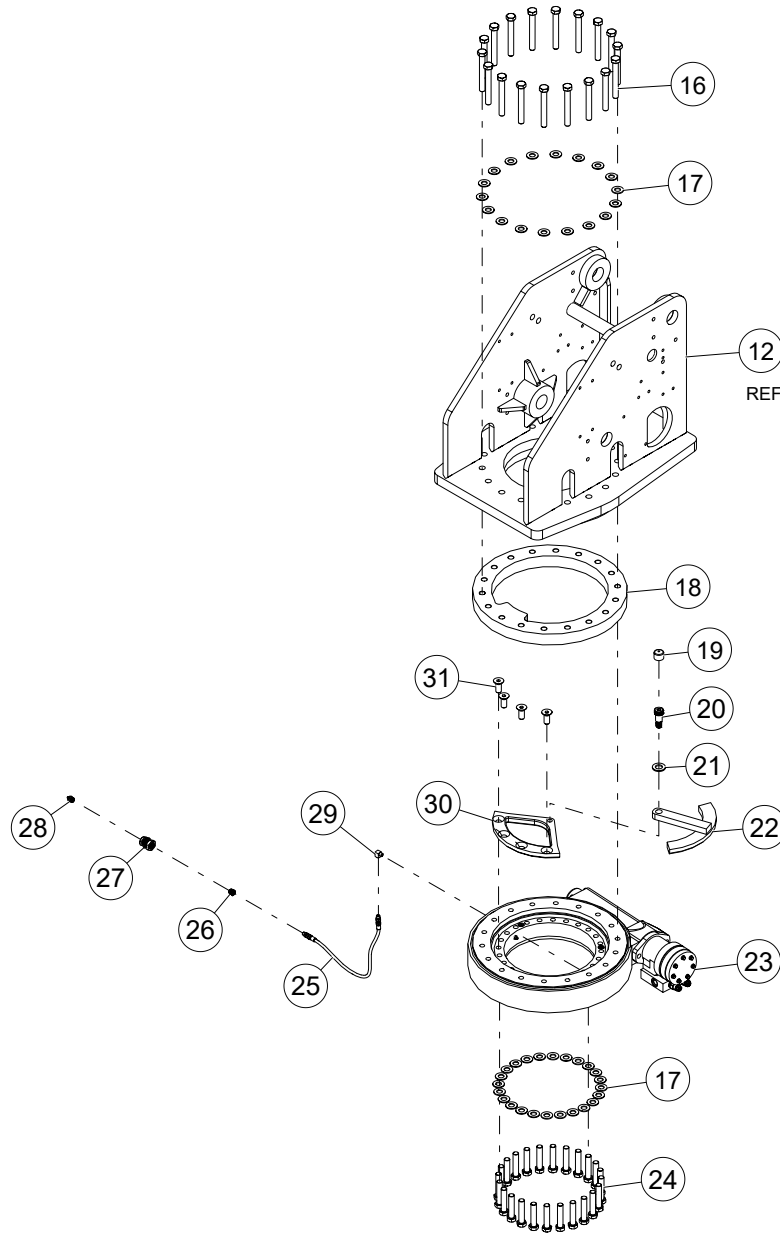
TURRET



WHEN ORDERING PARTS, SPECIFY MODEL NUMBER, SERIAL NUMBER AND DESCRIPTION OF PARTS REQUIRED

ITEM	PART NUMBER	DESCRIPTION	QUANTITY	NOTES
	LK-4251	TURRET ASSEMBLY		
1	WSH1-X3750008Z0	WASHER, 3/8, GR8, ZN	8	
2	NUT3-C3750008Z0	NYLON LOCK NUT, 3/8-16, GR8, ZN	4	
3	WSH2-X5000008Z0	SAE WASHER, 1/2, GR8, ZN	8	
4	NUT1-C5000008Z0	HEX NUT, 1/2-13, GR8, ZN	4	
5	1042073	U-BOLT	1	
6	LK-2193	TIE DOWN HOOK	2	
7	HHCS-C500B75CZ0	HEX HEAD CAP SCREW, 1/2-13 X 2 3/4 LEN, GR8, ZINC	4	
8	WSH1-X2500008Z0	WASHER, 1/4, GR8, ZN	8	
9	HHCS-C250A50CZ0	HEX HEAD CAP SCREW, 1/4-20 X 1 1/2 LEN, GR8, ZINC	4	
10	C1055168	ELECTRICAL BOX ASSEMBLY	1	SEE PAGE 104
11	LK-MEC-680	INCLINOMETER, REAR	2	
12	LK-2218	TURRET ASM, MACHINED	1	
13	NUT3-C2500008Z0	NYLON LOCK NUT, 1/4-20, GR8, ZN	4	
14	LK-3912	TURRET PIN	2	
15	HHCS-C375A75M03Z0	HEX HEAD CAP SCREW, 3/8-16 X 1 3/4 LEN, GR8, ZINC	4	

WHEN ORDERING PARTS, SPECIFY MODEL NUMBER, SERIAL NUMBER AND DESCRIPTION OF PARTS REQUIRED

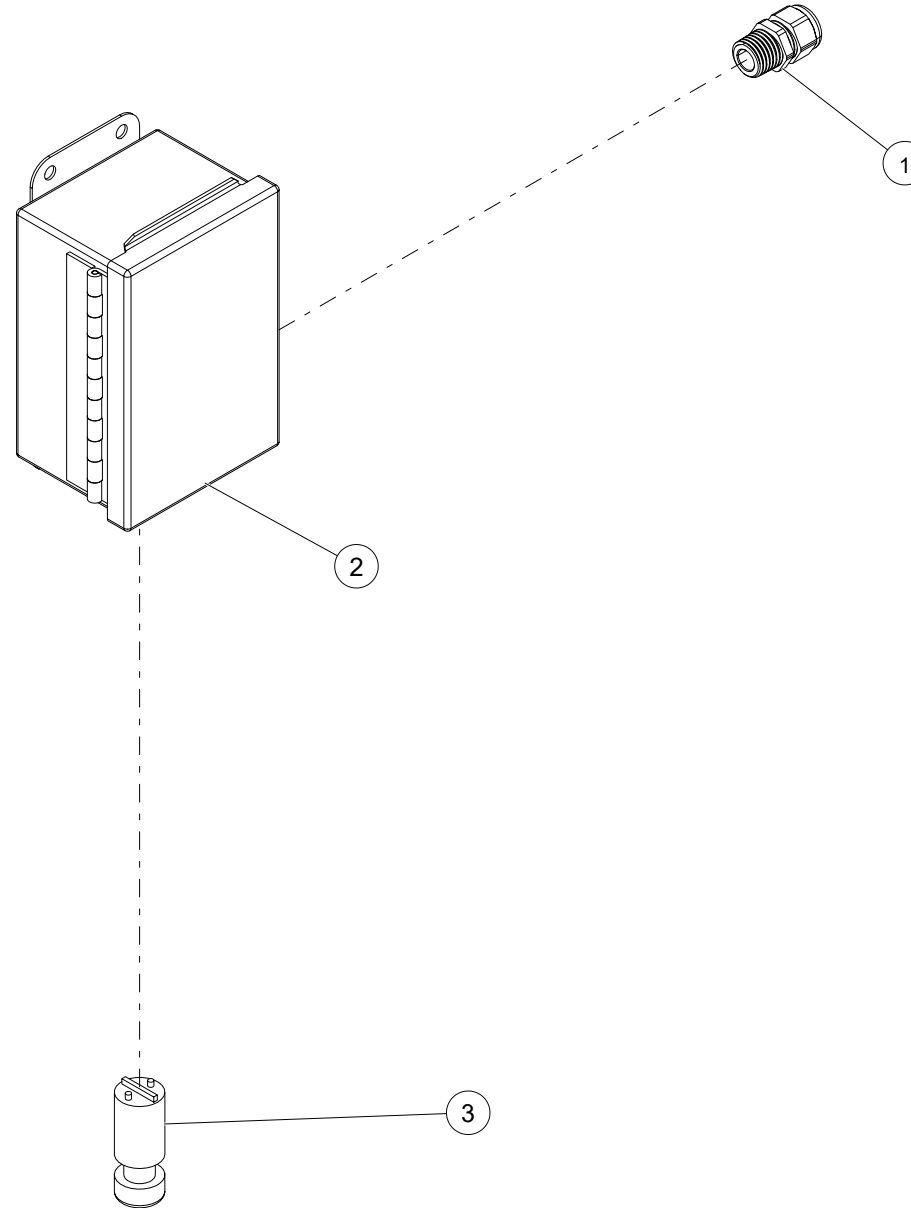


WHEN ORDERING PARTS, SPECIFY MODEL NUMBER, SERIAL NUMBER AND DESCRIPTION OF PARTS REQUIRED

ITEM	PART NUMBER	DESCRIPTION	QUANTITY	NOTES
	LK-4251	TURRET ASSEMBLY		
16	HHCS-C625E00CZ0	HEX HEAD CAP SCREW, 5/8-11 X 5 LEN, GR8, ZINC	18	
17	WSH1-X6250008Z0	WASHER, 5/8, GR8, ZN	42	
18	LK-3299	SPACER, 540 DEG ROT STOP	1	
19	C1066273	1' ROUND CAPS	1	
20	C1054198	ALLOY STEEL SHOULDER SCREW	1	
21	WSH1-X7500008Z0	WASHER, 3/4, GR8, ZN	1	
22	LK-3296	ROTATION STOP BRACKET	1	
23	C1059839	SLEW BEARING AND MOTOR	1	SEE PAGE 106
24	HHCS-F625C008Z0	HEX HEAD CAP SCREW, 5/8-18 X 3 LEN, GR8, ZN	24	
25	C1063944	FLEXABLE GREASE HOSE 20" MNPT-1/8	1	
26	1012012	ADAPTER, MNPT-4 / FNPT-2	1	
27	C1063931	HIGH-PRESSURE BRASS PIPE FITTING	1	
28	1003120	ZERK, GREASE FITTING STRAIGHT 1/4 NPT ZP	1	
29	1014883	ELBOW, STREET, 90 DEG, MNPT-2/FNPT-2	1	
30	LK-2053	540 WEDGE BRACKET	1	
31	SH02-C625A50BZ1	SHCS C'SUNK HEAD, 5/8-11 X 1 1/2 LEN, ZN, FULL THREAD	4	

WHEN ORDERING PARTS, SPECIFY MODEL NUMBER, SERIAL NUMBER AND DESCRIPTION OF PARTS REQUIRED

ELECTRICAL BOX ASSEMBLY



WHEN ORDERING PARTS, SPECIFY MODEL NUMBER, SERIAL NUMBER AND DESCRIPTION OF PARTS REQUIRED

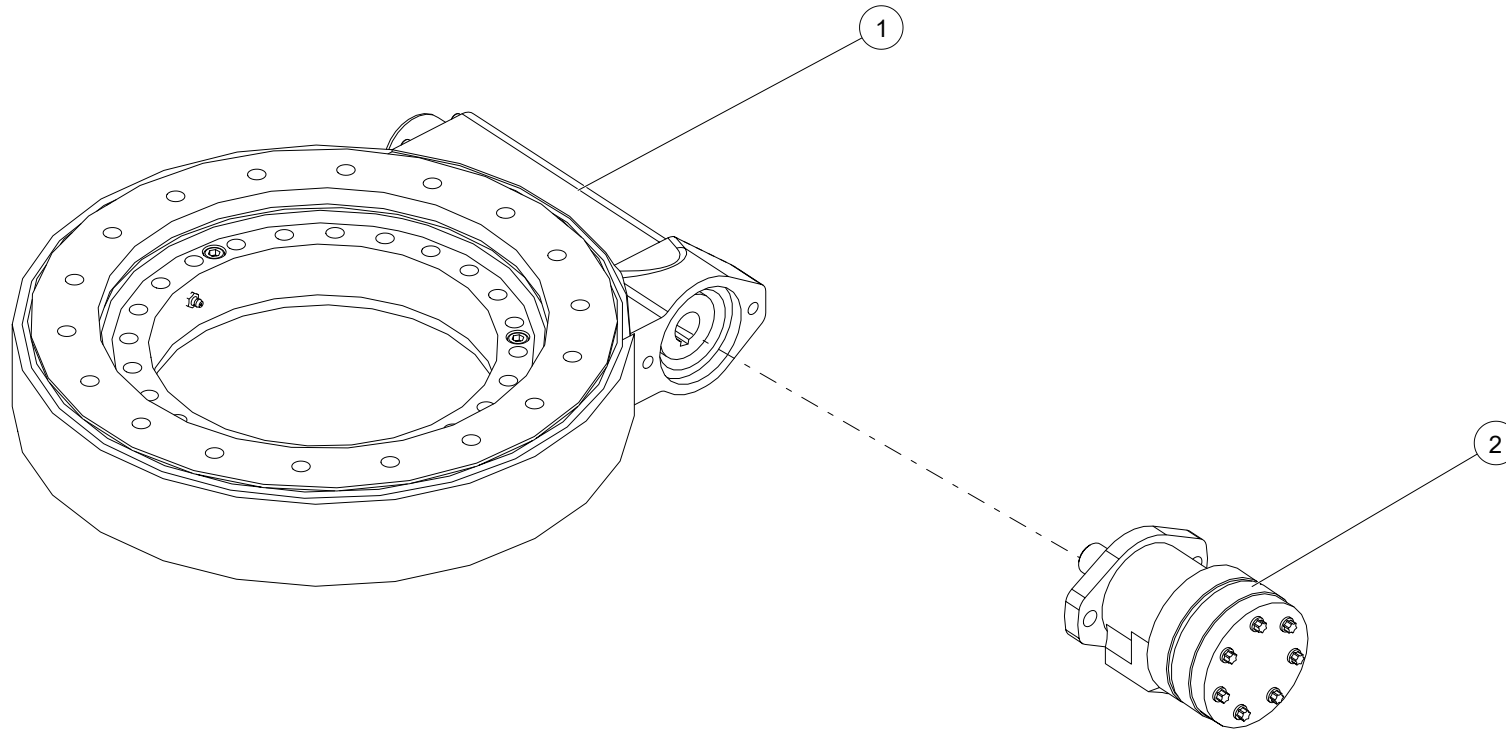
ELECTRICAL BOX ASSEMBLY

ITEM	PART NUMBER	DESCRIPTION	QUANTITY	NOTES
	C1055168	ELECTRICAL BOX ASSEMBLY		
1	24603-1	1/2" STRAIN REL	1	
2	C1054314	OIL-RESISTANT STEEL ENCLOSURE	1	
3	9216-03	ELECTRICAL, MOMENTARY PUSH BOTTON SWITCH	1	
4*	C1054218	ELETRICAL, LK-MD TURRET HARNESS	1	
5*	C1064569	SCHEMATIC, H.O.P. BOX WIRING	1	

*ITEM NOT SHOWN IN THE ILLUSTRATION

WHEN ORDERING PARTS, SPECIFY MODEL NUMBER, SERIAL NUMBER AND DESCRIPTION OF PARTS REQUIRED

SLEW BEARING AND MOTOR



WHEN ORDERING PARTS, SPECIFY MODEL NUMBER, SERIAL NUMBER AND DESCRIPTION OF PARTS REQUIRED

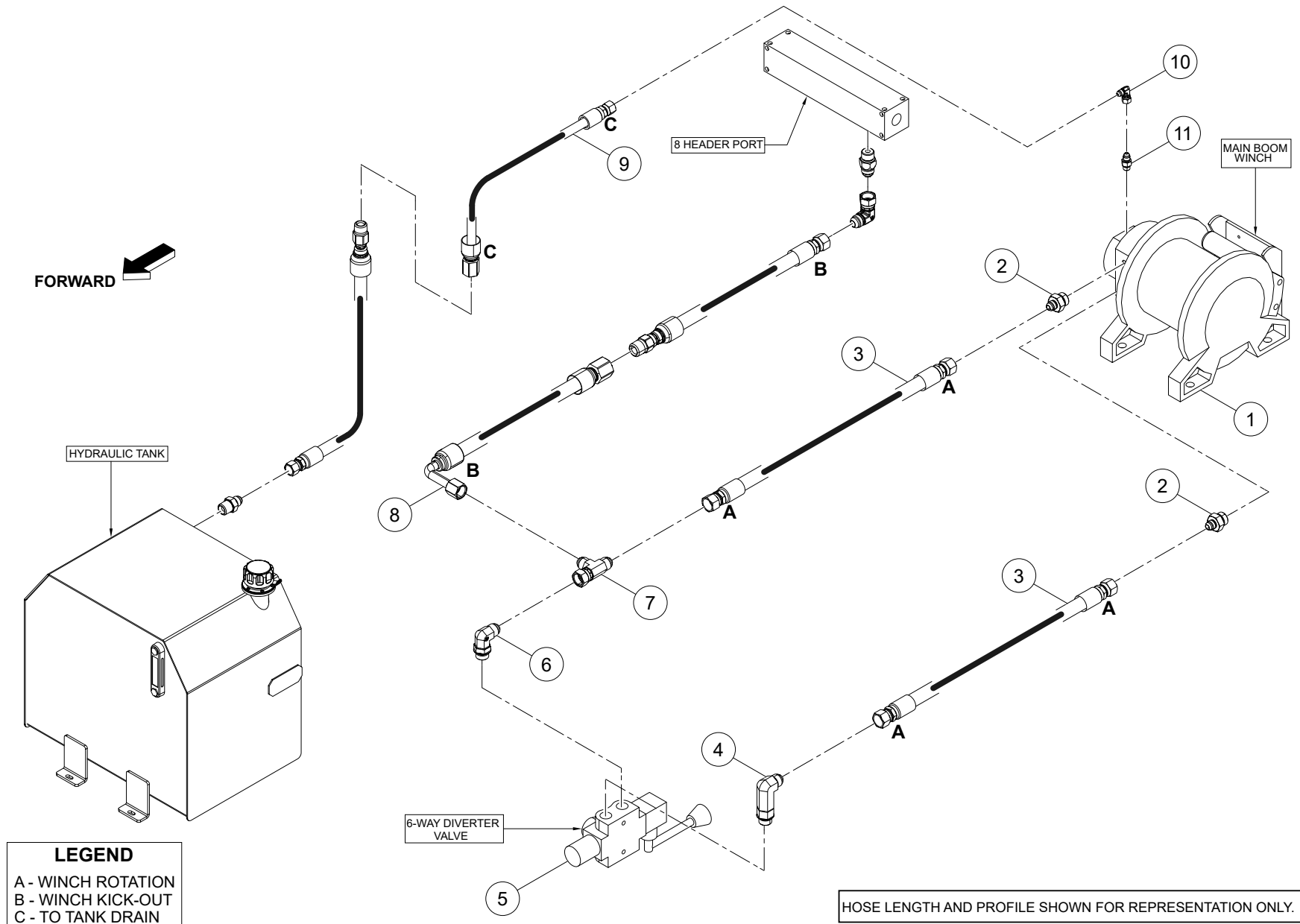
SLEW BEARING AND MOTOR

ITEM	PART NUMBER	DESCRIPTION	QUANTITY	NOTES
	C1059839	SLEW BEARING AND MOTOR		
1	LK-BER-142	SLEW DRIVE	1	
2	LK-YMPH-315-H2-SB4B-HPS	HYDRAULIC MOTOR	1	

WHEN ORDERING PARTS, SPECIFY MODEL NUMBER, SERIAL NUMBER AND DESCRIPTION OF PARTS REQUIRED

PAGE INTENTIONALLY LEFT BLANK

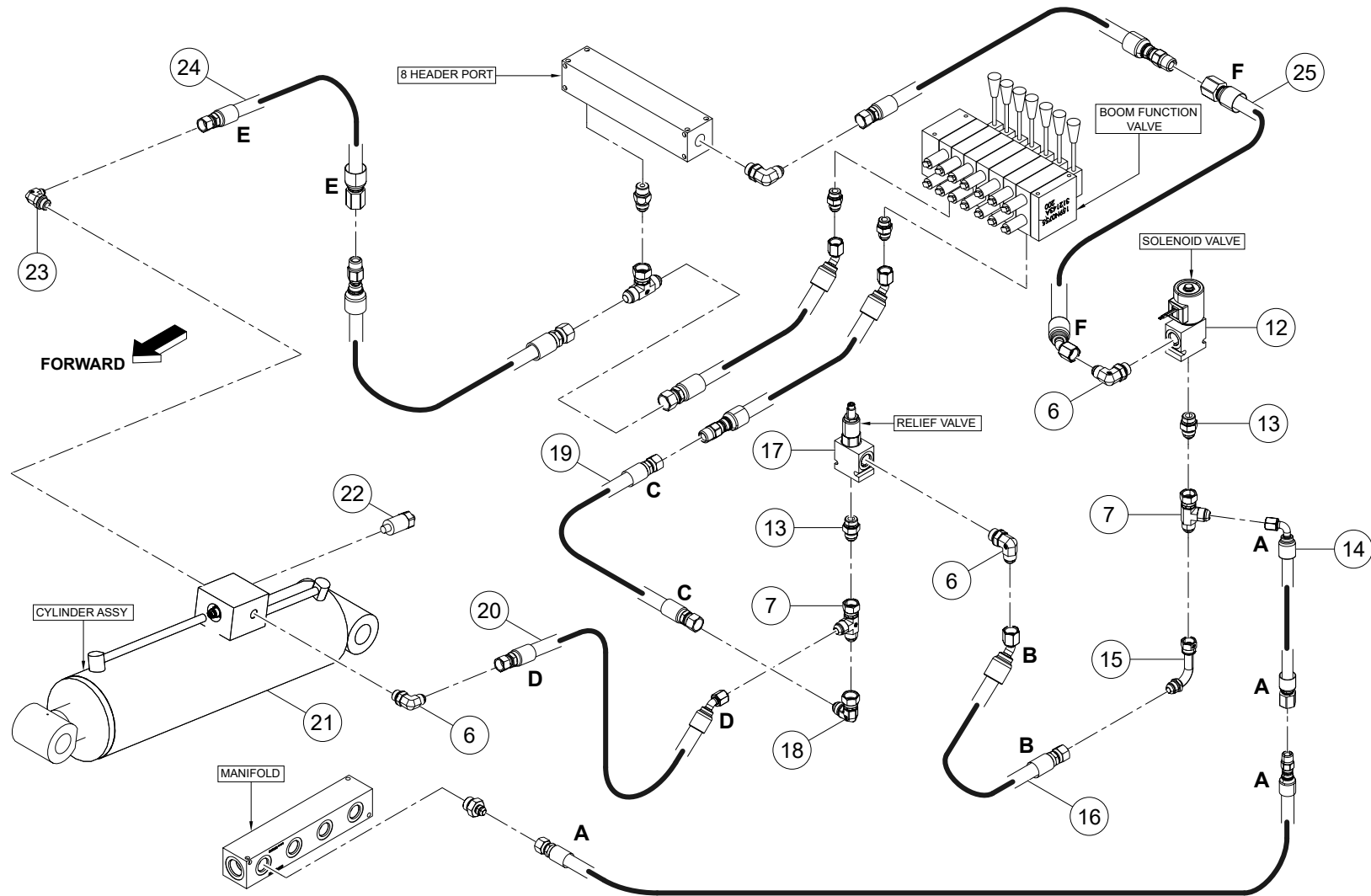
HYDRAULICS



WHEN ORDERING PARTS, SPECIFY MODEL NUMBER, SERIAL NUMBER AND DESCRIPTION OF PARTS REQUIRED

ITEM	PART NUMBER	DESCRIPTION	QUANTITY	NOTES
	C1054116	UPPER HYDRAULIC ASSEMBLY		
1	LK-WNH-172	MAIN BOOM WINCH	1	
2	1009693	ADAPTER, MJIC-8/ MBSPP-12	2	
3	1028258	HOSE, -8, 3000, FJIC-8SW / FJIC-8SW, 39	2	
4	1013394	ELBOW, 90, MORB-8/MJIC-8	1	
5	LK-HYD-235	6-WAY DIVERTER VALVE	1	
6	1013393	ELBOW, MJIC-8, MORB-8	1	Total 5 in UPPER HYDRAULIC ASSEMBLY
7	1017338	TEE, MJIC-8, FJIC-8SW, MJIC-8	1	Total 5 in UPPER HYDRAULIC ASSEMBLY
8	1028225	HOSE, -8, 3000, FNPTF-8F / L90FJIC-8SW, 55	1	
9	1028259	HOSE, -4, 3000, FJIC-4SW / FNPT-6F , 91	1	
10	1013224	ELBOW,90,MJIC-4/FJIC-4SW	1	
11	1009686	ADAPTER,MJIC-4/MBRPP-4	1	

WHEN ORDERING PARTS, SPECIFY MODEL NUMBER, SERIAL NUMBER AND DESCRIPTION OF PARTS REQUIRED



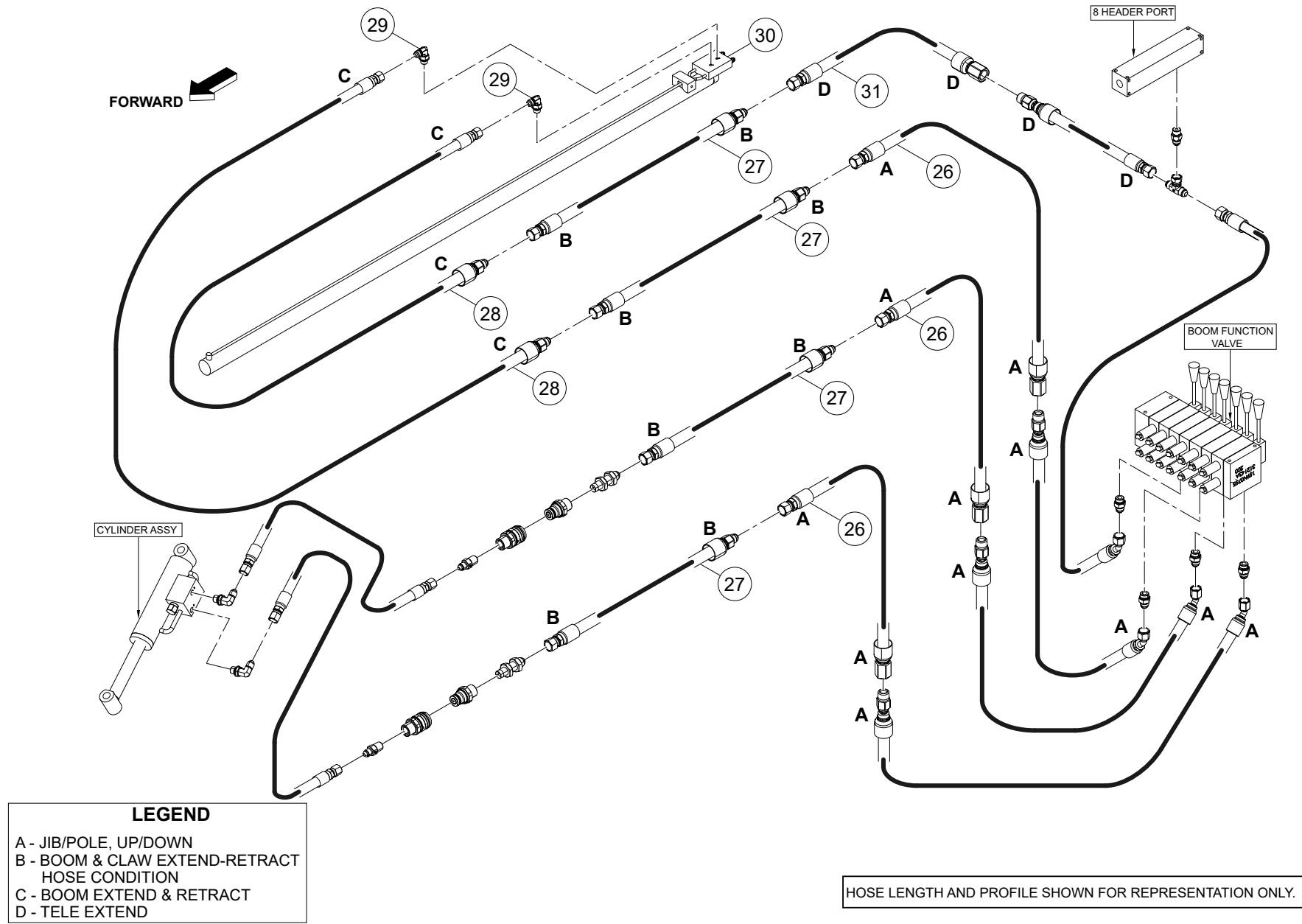
LEGEND
 A - TANK RETURN
 B - TO BACK RELIEF VALVE
 C - TO BOOM VALVE HOSE
 D - TO BUCKET/BOOM OPERATOR VALVE
 E - BOOM DOWN
 F - TO SIDE MNIFOLD

HOSE LENGTH AND PROFILE SHOWN FOR REPRESENTATION ONLY.

WHEN ORDERING PARTS, SPECIFY MODEL NUMBER, SERIAL NUMBER AND DESCRIPTION OF PARTS REQUIRED

ITEM	PART NUMBER	DESCRIPTION	QUANTITY	NOTES
	C1054116	UPPER HYDRAULIC ASSEMBLY		
12	1042320	SOLENOID VALVE	1	Total 2 in UPPER HYDRAULIC ASSEMBLY
13	1009600	ADAPTER,MJIC-8/MORB-8	2	Total 7 in UPPER HYDRAULIC ASSEMBLY
14	1028252	HOSE, -8, 3000, FNPTF-8F / 90FJIC-8SW, 30	1	
15	1013259	ELBOW, MJIC-8SW/ FJIC-8 LONG	1	
16	1028255	HOSE, -8, 3000, 45FJIC-8SW / 90FJIC-8SW, 14	1	
17	1042322	RELIEF VALVE	1	
18	1013226	ELBOW,90,MJIC-8/FJIC-8SW	1	Total 6 in UPPER HYDRAULIC ASSEMBLY
19	1028239	HOSE, -8, 3000, FNPTF-8F / FJIC-8SW, 27	1	
20	1028256	HOSE, -8, 3000, 45FJIC-8SW / FJIC-8SW, 26	1	
21	LK-500-601675	CYLINDER ASSY	1	
22	LK-HYD-033	PRESSURE SWITCH	1	
23	1013391	ELBOW, 90, MJIC-6 / MORB-8	1	
24	1028229	HOSE, -6, 3000, FNPTF-6F / FJIC-6SW, 44	1	
25	1028230	HOSE, -8, 3000, FNPTF-8F / 45FJIC-8SW, 29	1	

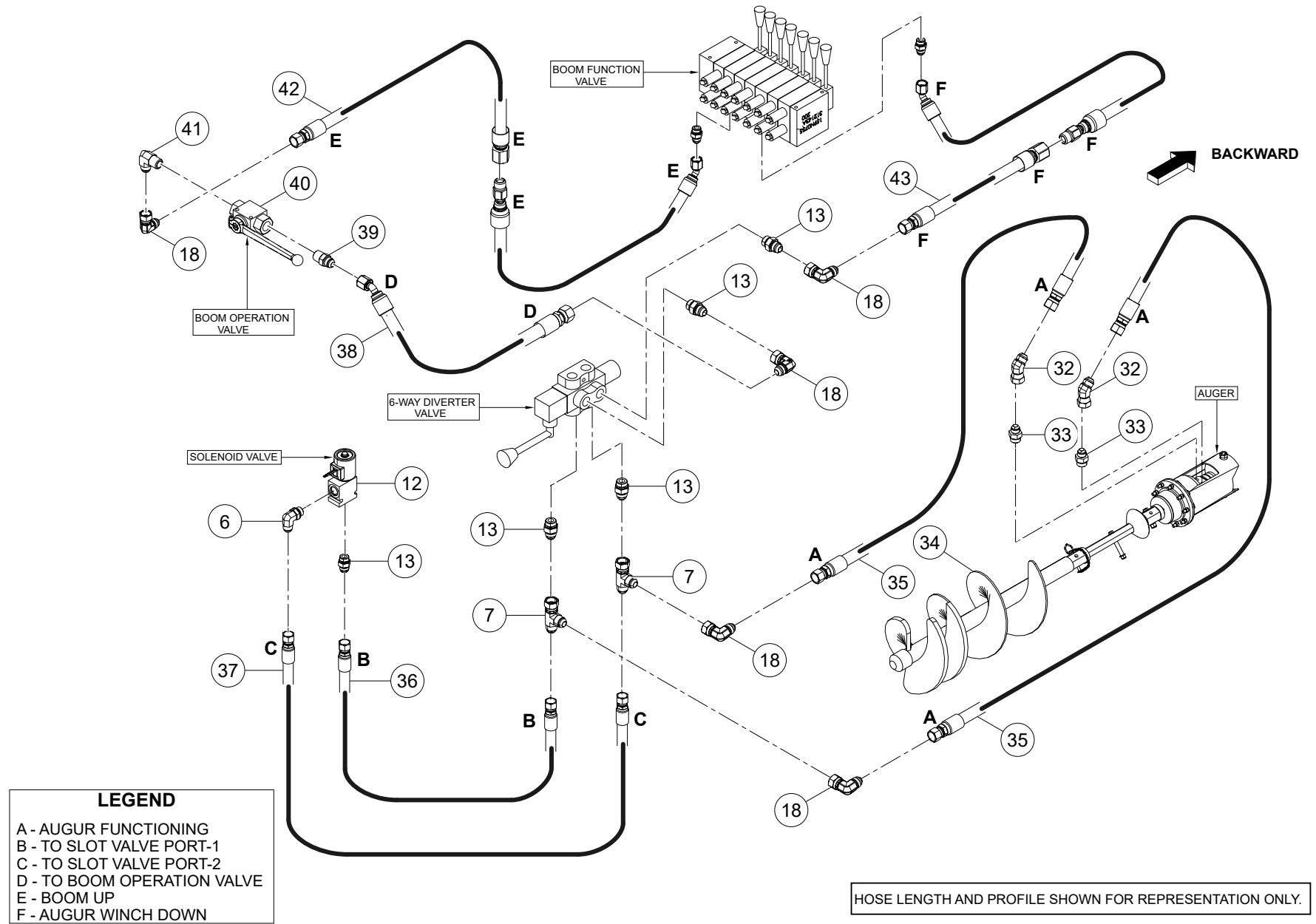
WHEN ORDERING PARTS, SPECIFY MODEL NUMBER, SERIAL NUMBER AND DESCRIPTION OF PARTS REQUIRED



WHEN ORDERING PARTS, SPECIFY MODEL NUMBER, SERIAL NUMBER AND DESCRIPTION OF PARTS REQUIRED

ITEM	PART NUMBER	DESCRIPTION	QUANTITY	NOTES
	C1054116	UPPER HYDRAULIC ASSEMBLY		
26	1028232	HOSE, -6, 3000, FNPTF-6F / FJIC-6SW, 50	3	Total 4 in UPPER HYDRAULIC ASSEMBLY
27	1028260	HOSE, -6, 3000, FJIC-6SW / MJIC-6RGD, 462, NON-CONDUCTIVE	4	
28	1028261	HOSE, -6, 3000, FJIC-6SW / MJIC-6RGD, 192 NON-CONDUCTIVE	2	
29	1013389	ELBOW, 90, MJIC-6/MORB-6	2	
30	LK-500-257275	CYLINDER ASSY	1	
31	1028228	HOSE, -6, 3000, FNPTF-6F / FJIC-6SW, 55	1	Total 2 in UPPER HYDRAULIC ASSEMBLY

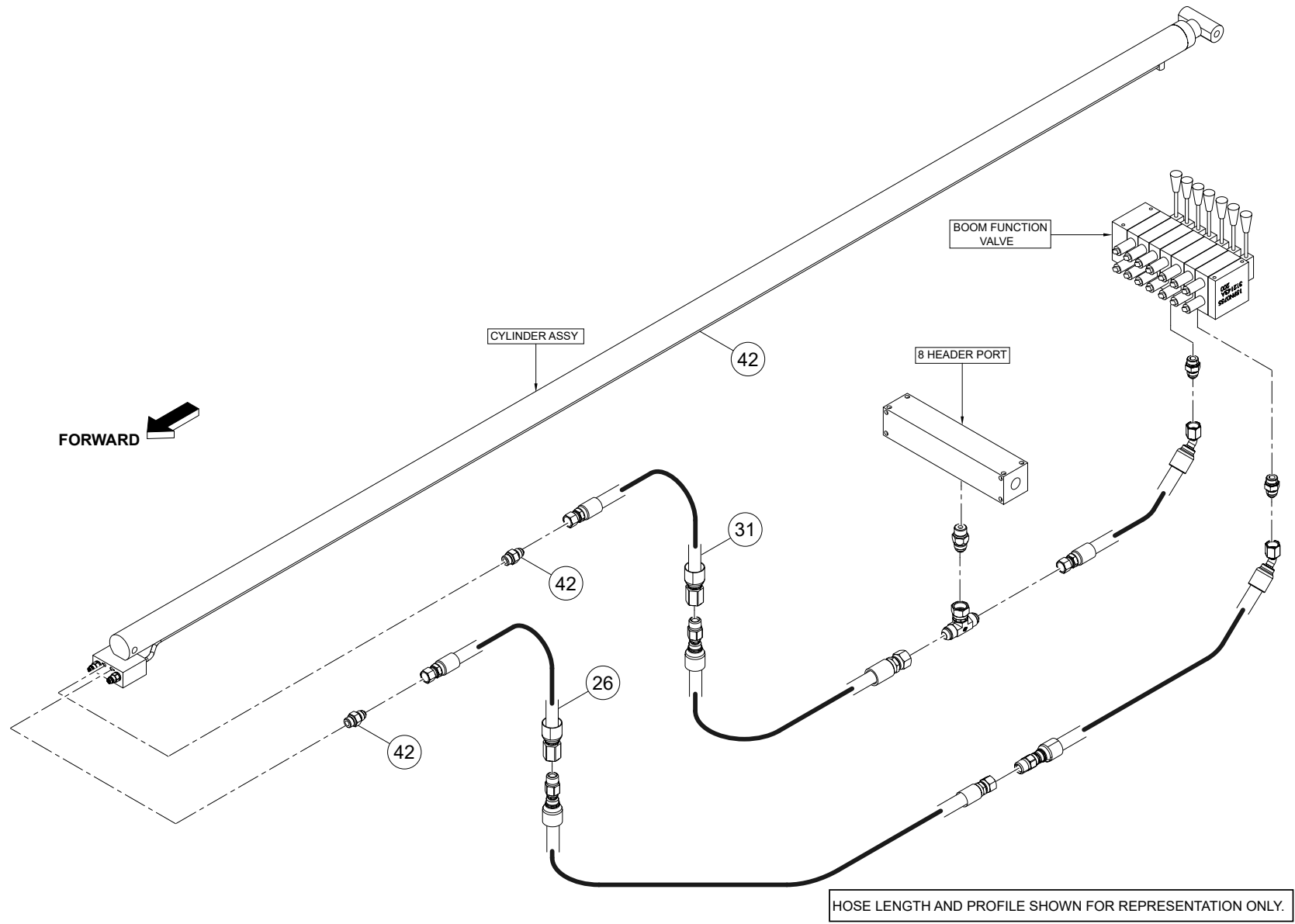
WHEN ORDERING PARTS, SPECIFY MODEL NUMBER, SERIAL NUMBER AND DESCRIPTION OF PARTS REQUIRED



WHEN ORDERING PARTS, SPECIFY MODEL NUMBER, SERIAL NUMBER AND DESCRIPTION OF PARTS REQUIRED

ITEM	PART NUMBER	DESCRIPTION	QUANTITY	NOTES
	C1054116	UPPER HYDRAULIC ASSEMBLY		
32	1015679	ELBOW, 45, MJIC-8/FJIC-8SW	2	
33	1009603	ADAPTER, MJIC-8/MORB-10	2	
34	LK-4252	AUGER DRIVE ASSEMBLY	1	
35	1028257	HOSE, -8, 3000, FJIC-8SW / FJIC-8SW, 392	2	
36	1028253	HOSE, -8, 3000, FJIC-8SW / FJIC-8SW, 13	1	
37	1028254	HOSE, -8, 3000, FJIC-8SW / FJIC-8SW, 10	1	
38	1028183	HOSE, -8, 3000, 45FJIC-8SW / FJIC-8SW, 18.5	1	
39	1009793	ADAPTOR, MJIC-8, MNPT-8	1	
40	LK-HYD-158	BUCKET/BOOM OPERATION VALVE	1	
41	1013692	ELBOW, MJIC-8, MNPT-8	1	
42	1028234	HOSE, -8, 3000, FNPTF-8F / FJIC-8SW, 25	1	
43	1028237	HOSE, -8, 3000, FNPT-8F / FJIC-8SW, 45	1	

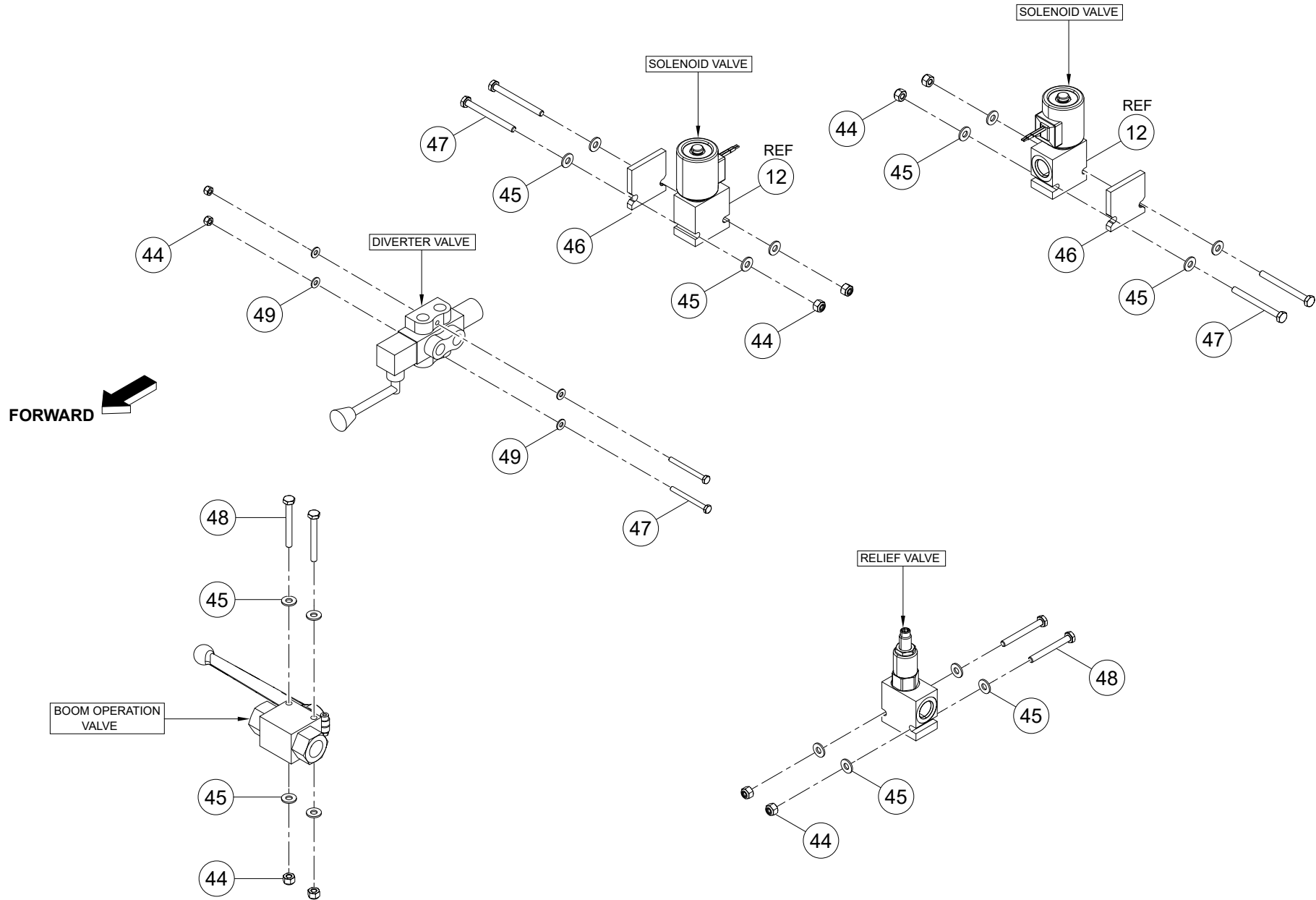
WHEN ORDERING PARTS, SPECIFY MODEL NUMBER, SERIAL NUMBER AND DESCRIPTION OF PARTS REQUIRED



WHEN ORDERING PARTS, SPECIFY MODEL NUMBER, SERIAL NUMBER AND DESCRIPTION OF PARTS REQUIRED

ITEM	PART NUMBER	DESCRIPTION	QUANTITY	NOTES
	C1054116	UPPER HYDRAULIC ASSEMBLY		
42	1009595	ADAPTER, MORB-6/MJIC-6	2	
43	LK-500-257250	CYLINDER ASSY	1	

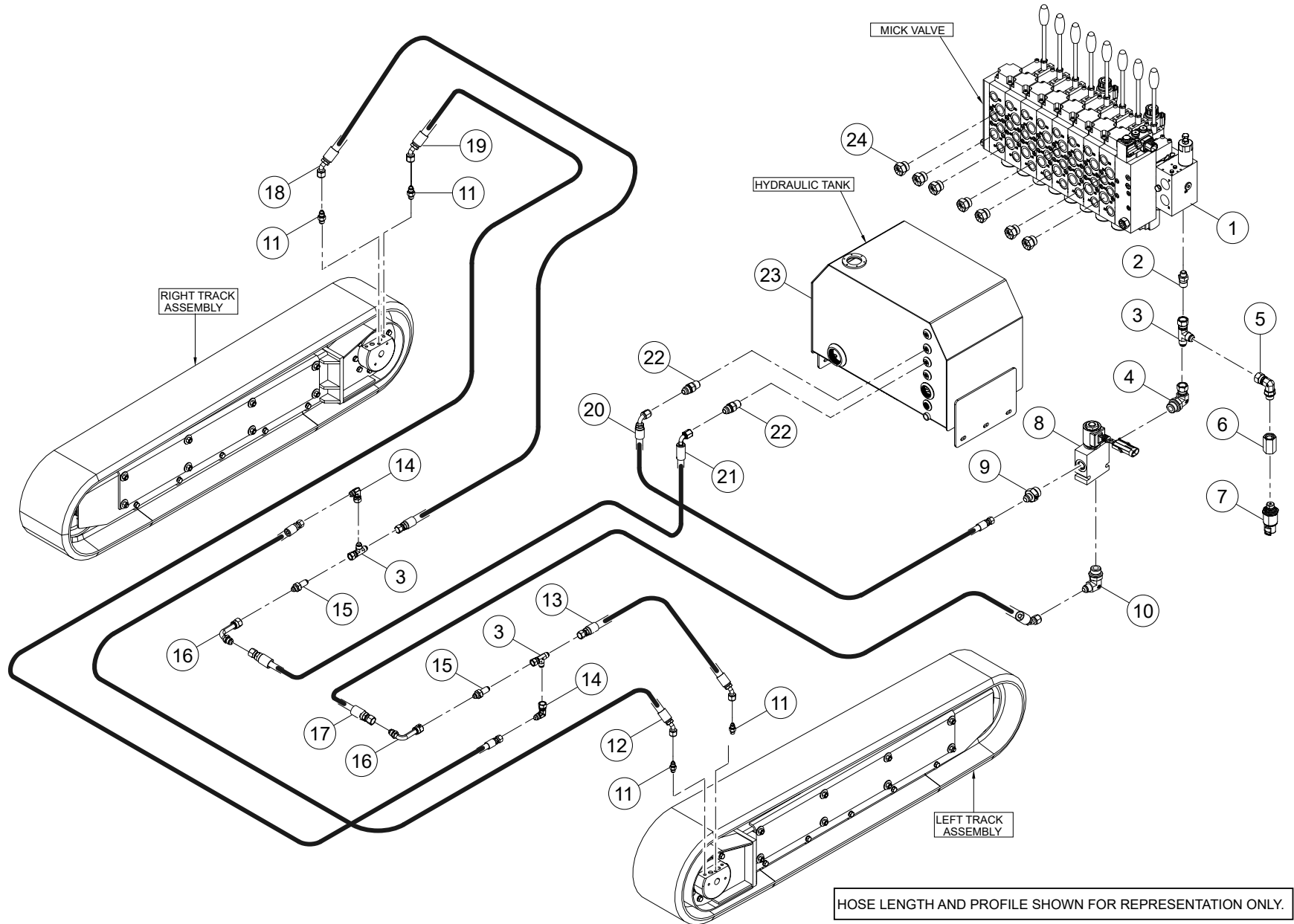
WHEN ORDERING PARTS, SPECIFY MODEL NUMBER, SERIAL NUMBER AND DESCRIPTION OF PARTS REQUIRED



WHEN ORDERING PARTS, SPECIFY MODEL NUMBER, SERIAL NUMBER AND DESCRIPTION OF PARTS REQUIRED

ITEM	PART NUMBER	DESCRIPTION	QUANTITY	NOTES
	C1054116	UPPER HYDRAULIC ASSEMBLY		
44	NUT3-C2500008Z0	NYLON LOCK NUT, 1/4-20, GR8, ZN	10	
45	WSH1-X2500008Z0	WASHER, 1/4, GR8, ZN	16	
46	1042321	SPACER, SOLENOID VALVE	2	
47	HHCS-C250B758Z0	HEX HEAD CAP SCREW, 1/4-20 X 2 3/4 LEN, GR8, ZN	6	
48	HHCS-C250B258Z0	HEX HEAD CAP SCREW, 1/4-20 X 2 1/4 LEN, GR8, ZN	4	
49	WSH2-X2500008Z0	SAE WASHER, 1/4, GR8, ZN	4	

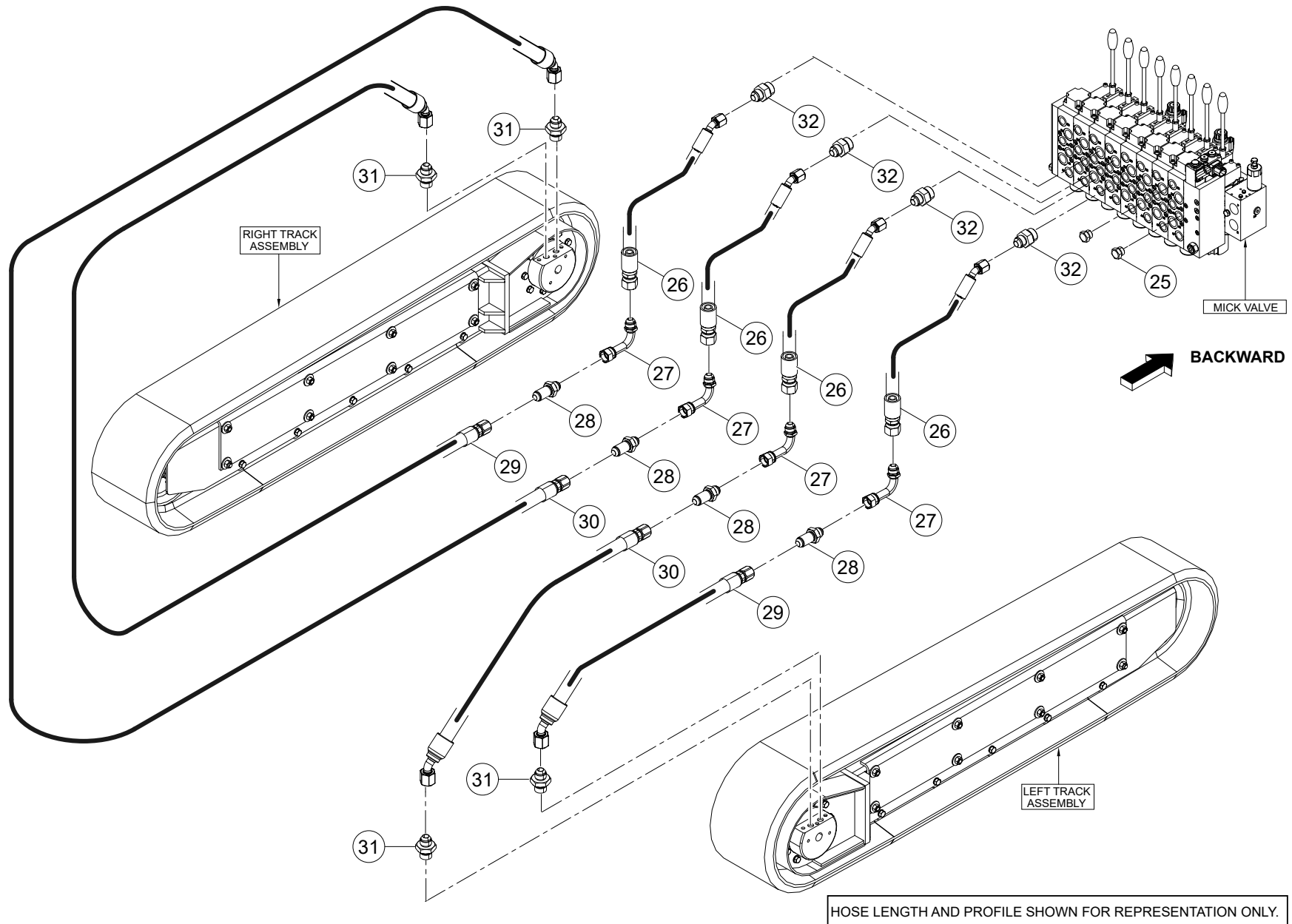
WHEN ORDERING PARTS, SPECIFY MODEL NUMBER, SERIAL NUMBER AND DESCRIPTION OF PARTS REQUIRED



WHEN ORDERING PARTS, SPECIFY MODEL NUMBER, SERIAL NUMBER AND DESCRIPTION OF PARTS REQUIRED

ITEM	PART NUMBER	DESCRIPTION	QUANTITY	NOTES
	C1069631	LOWER HYDRAULIC ASSEMBLY		
1	C1069150-1	MICK VALVE, BSPP BLOCK, SAE PORTS	1	
2	1009594	ADAPTER, MJIC-6,MORB-4	1	Total 4 in LOWER HYDRAULIC ASSEMBLY
3	1017333	TEE, MJIC-6, FJIC-6SW, MJIC-6	3	
4	1013420	ELBOW, 90, FJIC-6SW/MORB-8	1	
5	1013422	ELBOW, 90FJIC-6SW/ MORB-6	1	
6	1010740	ADAPTER, FORB-6/FORB-6	1	
7	1008365	SENSOR, PRESSURE 500 PSI, -6 ORB, 3 PIN DEUTSCH	1	
8	C1044664	VALVE, 2 POSITION 3 WAY	1	
9	1009596	ADAPTOR MJIC-6 / MORB-8	1	Total 21 in LOWER HYDRAULIC ASSEMBLY
10	1013391	ELBOW, 90, MJIC-6 / MORB-8	1	
11	1009685	ADAPTER,MJIC-6/MBSPP-4	4	
12	1028163	HOSE, -6, 3000, FJIC-6SW / 45FJIC-6SW, 26	1	
13	1028161	HOSE, -6, 3000, FJIC-6SW / 45FJIC-6SW, 21	1	
14	1013225	ELBOW, 90, FJIC-6/MJIC-6	2	Total 10 in LOWER HYDRAULIC ASSEMBLY
15	C1046631	BULKHEAD, MJIC-6, MJIC-6	2	
16	1013260	ELBOW, MJIC -6SW, FJIC -6, 90 LONG	2	
17	C1070099	HOSE, -6, 3000, 45FJIC-6SW / FJIC-6SW, 70	1	Total 5 in LOWER HYDRAULIC ASSEMBLY
18	1028160	HOSE, -6, 3000, FJIC-6SW / 45FJIC-6SW, 26.5	1	
19	1028164	HOSE, -6, 3000, FJIC-6SW / 45FJIC-6SW, 21	1	
20	C1049284	HOSE, -6, 3000, 90FJIC-6SW / FJIC-6SW, 95	1	Total 2 in LOWER HYDRAULIC ASSEMBLY
21	C1070227	HOSE, -6, 3000, 90FJIC-6SW / FJIC-6SW, 65	1	
22	1009786	ADAPTOR, MJIC-6 / MNPT-4	2	Total 3 in LOWER HYDRAULIC ASSEMBLY
23	C1069649	HYDRAULIC TANK ASSEMBLY	1	
24	1019703	PLUG,HEX,ORB-10	7	Total 10 in LOWER HYDRAULIC ASSEMBLY

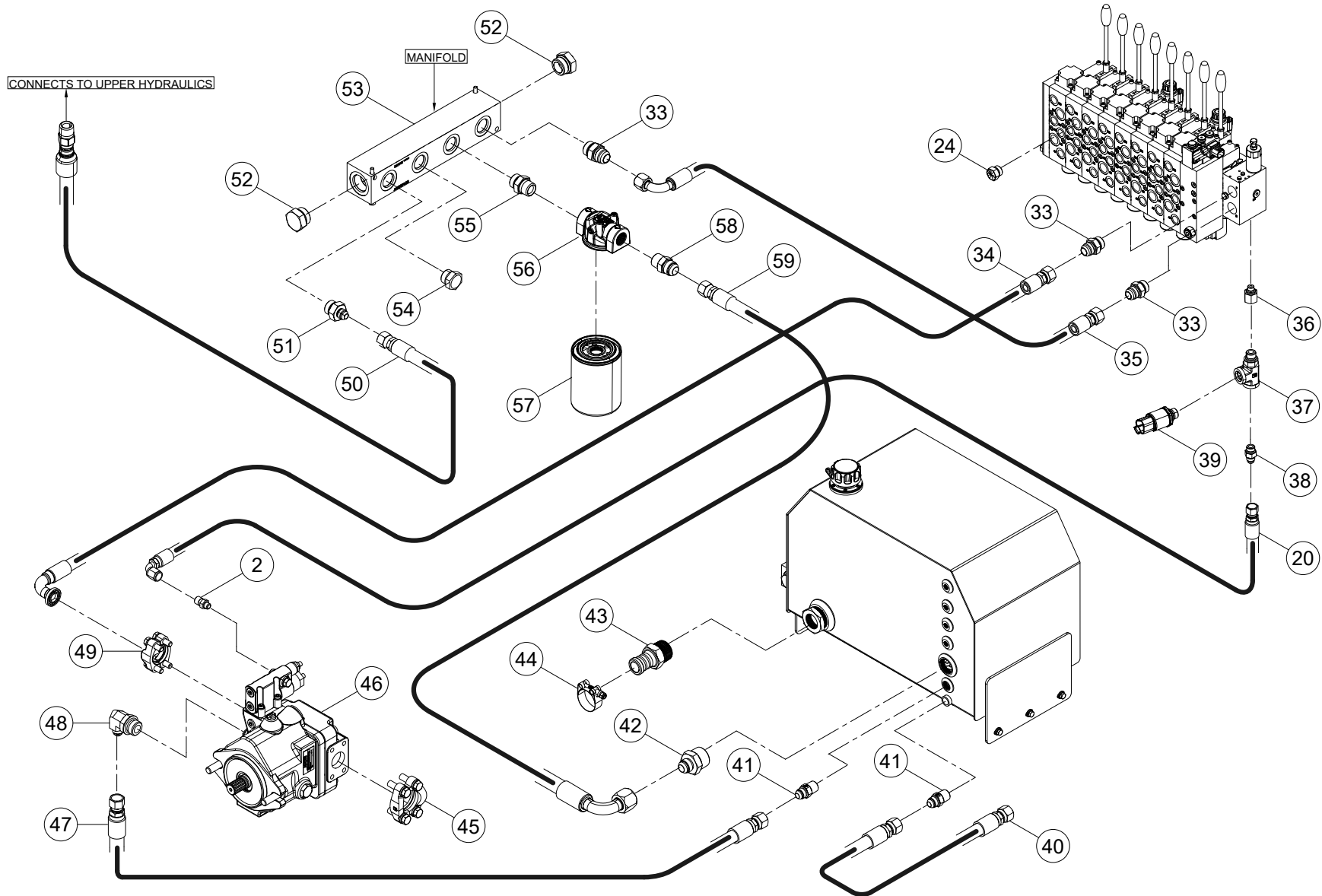
WHEN ORDERING PARTS, SPECIFY MODEL NUMBER, SERIAL NUMBER AND DESCRIPTION OF PARTS REQUIRED



WHEN ORDERING PARTS, SPECIFY MODEL NUMBER, SERIAL NUMBER AND DESCRIPTION OF PARTS REQUIRED

ITEM	PART NUMBER	DESCRIPTION	QUANTITY	NOTES
	C1069631	LOWER HYDRAULIC ASSEMBLY		
25	1019702	PLUG,HEX,ORB-8	2	
26	C1049729	HOSE, -8, 3000, FJIC-8SW / 45FJIC-8SW, 66	4	
27	1013261	ELBOW, MJIC-8, FJIC-8SW, MED90	4	
28	C1046630	BULKHEAD, MJIC-8, MJIC-8	4	
29	1028167	HOSE, -8, 3000, 45FJIC-8SW / FJIC-8SW, 24	2	
30	1028166	HOSE, -8, 3000, 45FJIC-8SW / FJIC-8SW, 27.5	2	
31	1009691	ADAPTOR, MJIC-8, BSPP-8, G1/2	4	
32	1009603	ADAPTER, MJIC-8/MORB-10	4	

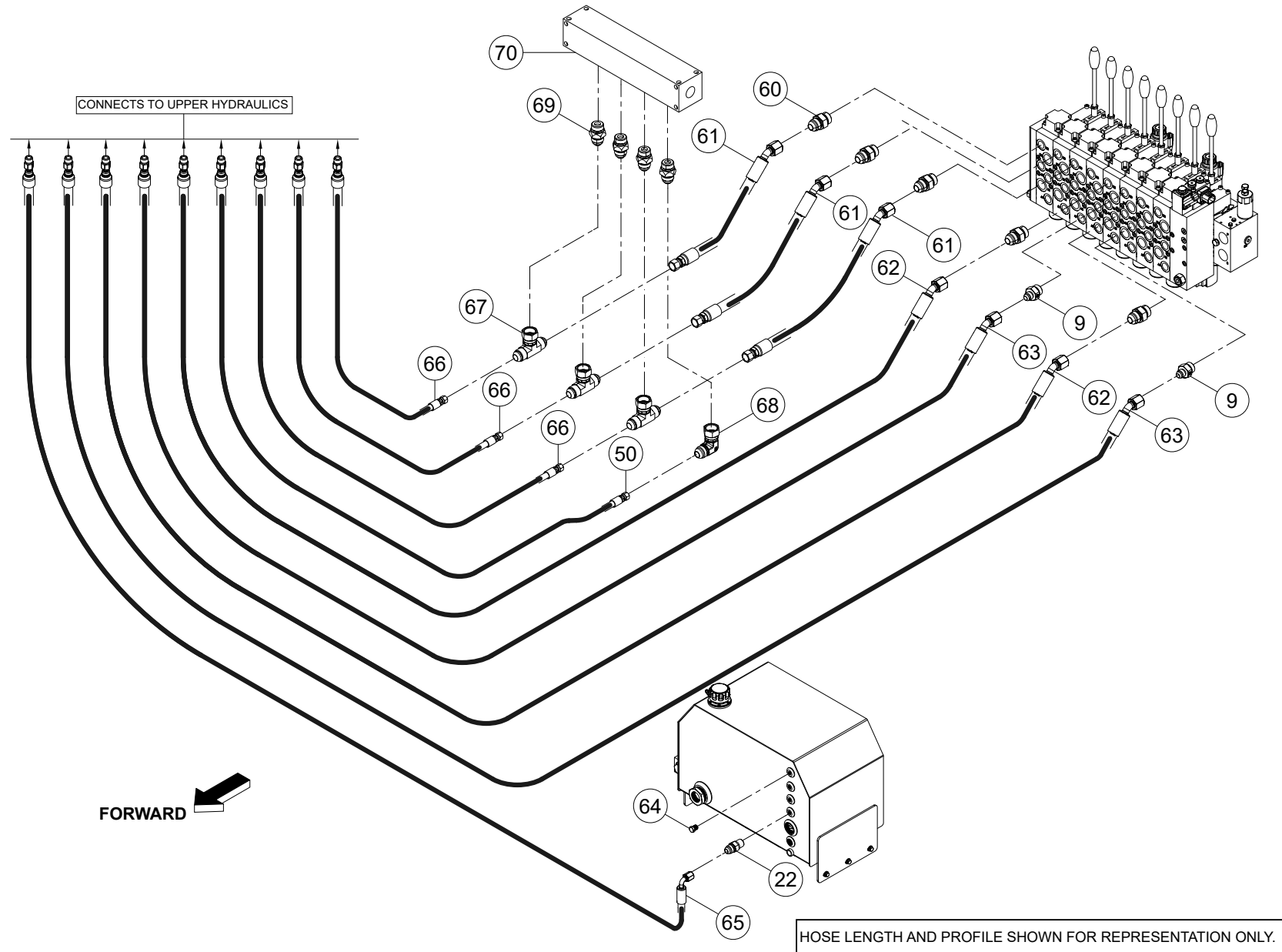
WHEN ORDERING PARTS, SPECIFY MODEL NUMBER, SERIAL NUMBER AND DESCRIPTION OF PARTS REQUIRED



WHEN ORDERING PARTS, SPECIFY MODEL NUMBER, SERIAL NUMBER AND DESCRIPTION OF PARTS REQUIRED

ITEM	PART NUMBER	DESCRIPTION	QUANTITY	NOTES
	C1069631	LOWER HYDRAULIC ASSEMBLY		
33	1009615	ADAPTER,MJIC-12/MORB-12	3	
34	C1070998	HOSE, -12, 3000, 90FJIC-12SW / FJIC-12SW, 45	1	
35	C1049664	HOSE, -12, 3000, 90FJIC-12SW / FJIC-12SW, 60	1	
36	1010699	ADAPTER, FORB-6/MORB-4	1	
37	1018314	TEE, MORB-6/FORB-6/FORB-6	1	
38	1009595	ADAPTER, MORB-6/MJIC-6	1	Total 7 in LOWER HYDRAULIC ASSEMBLY
39	1008366	SENSOR, PRESSURE 6000 PSI, -6 ORB, 3 PIN DEUTSCH	1	Total 5 in LOWER HYDRAULIC ASSEMBLY
40	1028258	HOSE, -8, 3000, FJIC-8SW / FJIC-8SW, 39	1	
41	1009793	ADAPTOR, MJIC-8, MNPT-8	2	
42	1012195	ADAPTOR, MNPT-20 / MHBRB-20	1	
43	C1054295	1.75" TIGHT-SEAL BOLT CLAMP	1	
44	1009803	ADAPTOR, MJIC-12, MNPT-20	1	
45	1020224	CLAMP, C61-20, KIT	1	
46	C1069931	PUMP, HYDRAULIC K3VL 28CC CW	1	
47	C1082911	HOSE, LOW, -8, 90FJIC-8SW/ FJIC-8SW, 30	1	
48	1013396	ELBOW MJIC-8 / MORB-12	1	
49	1020220	FLANGE KIT, 4 BOLT, C61-12	1	
50	C1070160	HOSE, -8, 3000, FJIC-8SW / MNPTF-8SW, 40	1	Total 3 in LOWER HYDRAULIC ASSEMBLY
51	1009604	ADAPTER, MJIC-8/ MORB-12	1	
52	1019705	PLUG, -16 ORB	2	
53	C1044647	MANIFOLD, HEADER 4 STATION 0 DEG	1	
54	1019704	PLUG,HEX,ORB-12	1	
55	1010974	ADAPTER, NPT-12 / MORB-12	1	
56	LK-HYD-184	SPIN ON FILTER HOUSING	1	
57	LK-HYD-145	OIL FILTER 10 MICRON	1	
58	1009798	ADAPTOR, MJIC-12, MNPT-12	1	
59	C1082898	HOSE, -12, 4000, 90C61-12FLNG / FJIC-12SW, 96	1	

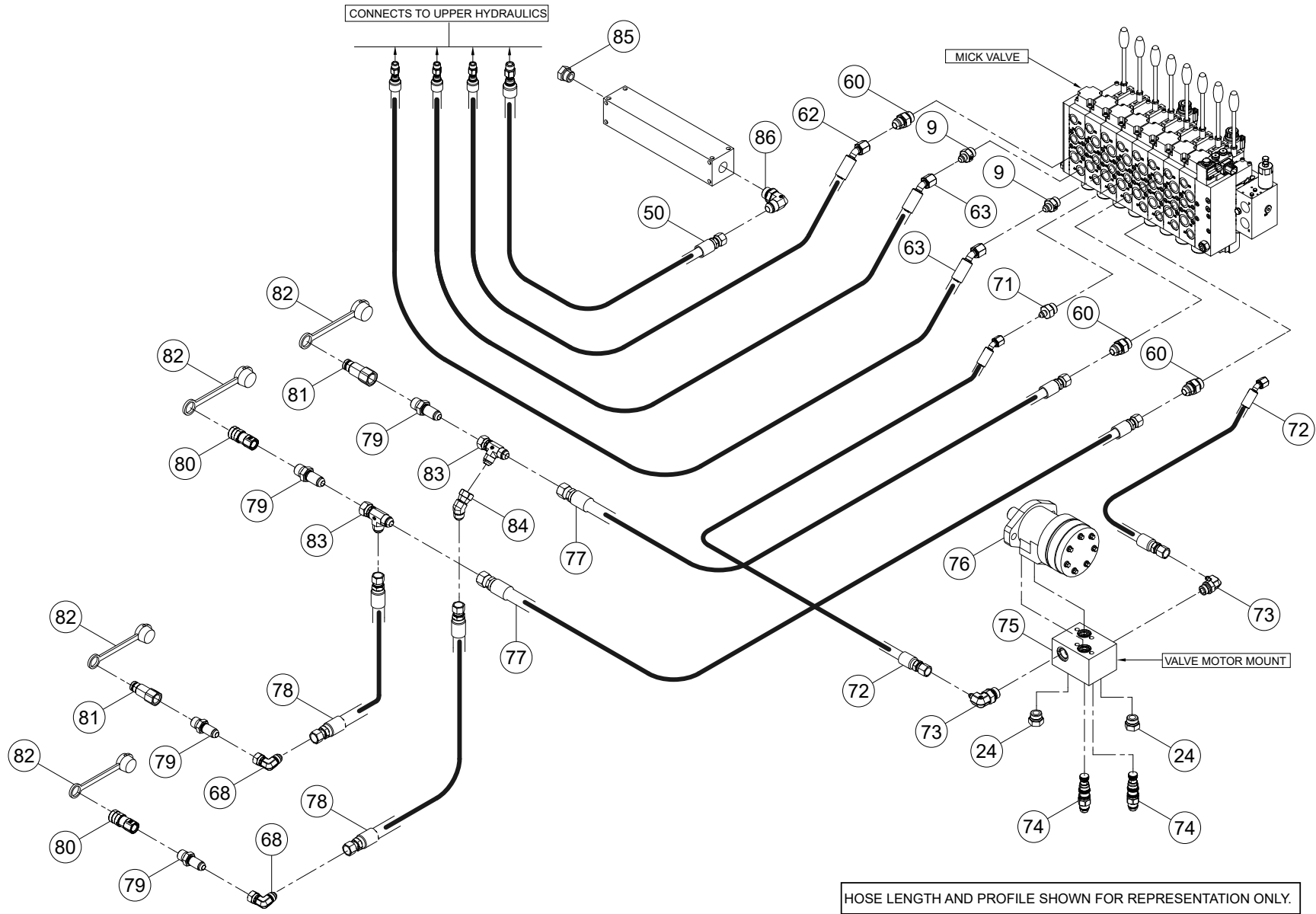
WHEN ORDERING PARTS, SPECIFY MODEL NUMBER, SERIAL NUMBER AND DESCRIPTION OF PARTS REQUIRED



WHEN ORDERING PARTS, SPECIFY MODEL NUMBER, SERIAL NUMBER AND DESCRIPTION OF PARTS REQUIRED

ITEM	PART NUMBER	DESCRIPTION	QUANTITY	NOTES
	C1069631	LOWER HYDRAULIC ASSEMBLY		
60	1009600	ADAPTER,MJIC-8/MORB-8	5	Total 8 in LOWER HYDRAULIC ASSEMBLY
61	C1082888	HOSE, -8, 3000, 45FJIC-8SW / FJIC-8SW, 38	3	
62	C1070206	HOSE, -8, 3000, 45FJIC-8SW / MNPTF-8SW, 84	2	Total 3 in LOWER HYDRAULIC ASSEMBLY
63	C1070166	HOSE, -6, 3000, FJIC-6SW / MNPTF-6SW, 80	2	Total 4 in LOWER HYDRAULIC ASSEMBLY
64	1019977	PLUG, HEX, 1/4 NPT	1	
65	C1070231	HOSE, -6, 3000, 90FJIC-6SW / MNPTF-6SW, 65	1	
66	C1070156	HOSE, -6, 3000, FJIC-8SW / MNPTF-6SW, 40	3	
67	1017339	TEE, MJIC-8, MJIC-8, FJIC-8SW	3	
68	1013226	ELBOW,90,MJIC-8/FJIC-8SW	1	Total 3 in LOWER HYDRAULIC ASSEMBLY
69	C1058171	CHECK, FLOW ->,MJIC-8/MORB-8 5PSI CRACK	4	
70	C1049160	-8 HEADER PORT	1	

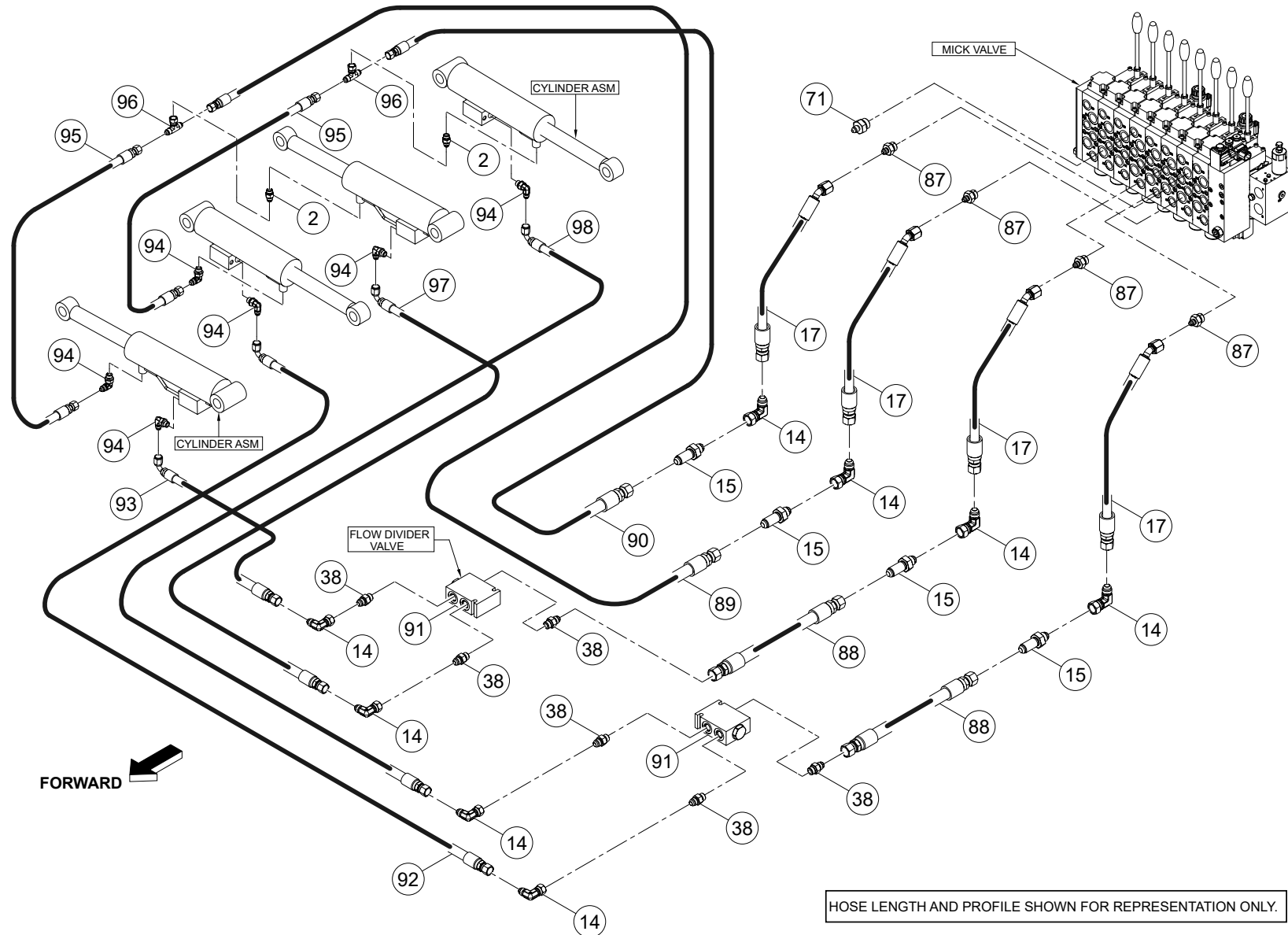
WHEN ORDERING PARTS, SPECIFY MODEL NUMBER, SERIAL NUMBER AND DESCRIPTION OF PARTS REQUIRED



WHEN ORDERING PARTS, SPECIFY MODEL NUMBER, SERIAL NUMBER AND DESCRIPTION OF PARTS REQUIRED

ITEM	PART NUMBER	DESCRIPTION	QUANTITY	NOTES
	C1069631	LOWER HYDRAULIC ASSEMBLY		
71	1009589	ADAPTOR, MORB-8, MJIC-4	1	Total 2 in LOWER HYDRAULIC ASSEMBLY
72	C1070096	HOSE, -4, 3000, 45FJIC-4SW / FJIC-4SW, 70	2	
73	1013416	ELBOW, 90 MORB-10 / MJIC-4	2	
74	LK-CAR-136	CARTRIDGE VALVE	2	
75	C1064207	VALVE, T-11A MOTOR MOUNT OMP/OMR 3000 PSI	1	
76	C1059839	SLEW BEARING AND MOTOR	1	
77	C1052731	HOSE, -8, 3000, FJIC-8SW / FJIC-8SW, 22	2	
78	1028245	HOSE, -8, 3000, FJIC-8SW / FJIC-8SW, 150	2	
79	1042124	BULK HEAD FITTING, LARGE MJIC-8 / MNPT-8	4	
80	C1053803	QUICK DISCONNECT -8 FEMALE NPT	2	
81	C1053805	QUICK DISCONNECT -8 MALE NPT	2	
82	C1079227	QUICK DISCONNECT DUST CAP MALE AND FEMALE	4	
83	1017338	TEE, MJIC-8, FJIC-8SW, MJIC-8	2	
84	1015679	ELBOW, 45, MJIC-8/FJIC-8SW	1	
85	1019668	PLUG, HEX, ORB-8	1	
86	1013393	ELBOW, MJIC-8, MORB-8	1	

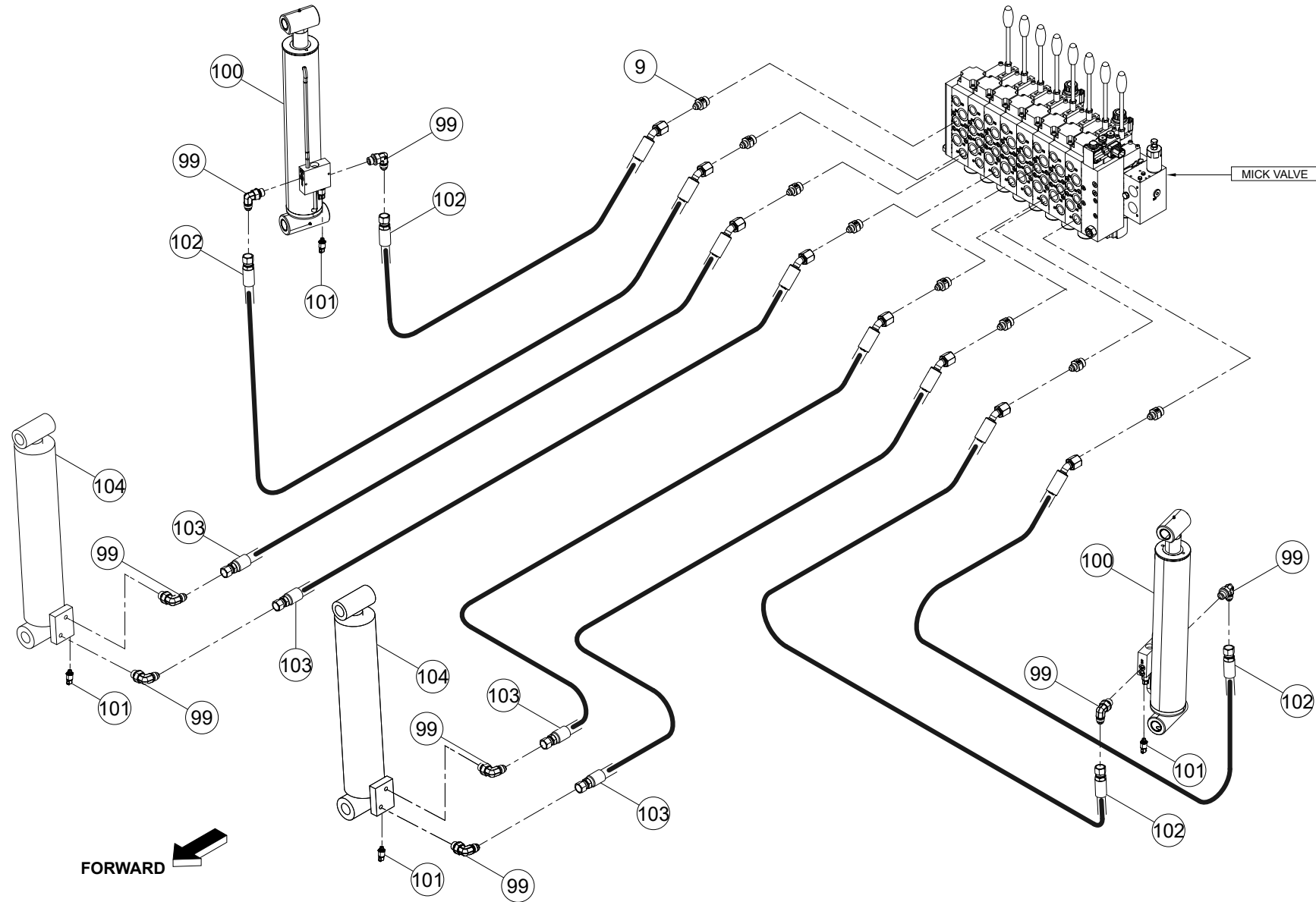
WHEN ORDERING PARTS, SPECIFY MODEL NUMBER, SERIAL NUMBER AND DESCRIPTION OF PARTS REQUIRED



WHEN ORDERING PARTS, SPECIFY MODEL NUMBER, SERIAL NUMBER AND DESCRIPTION OF PARTS REQUIRED

ITEM	PART NUMBER	DESCRIPTION	QUANTITY	NOTES
	C1069631	LOWER HYDRAULIC ASSEMBLY		
87	1009598	ADAPTER, -10 MORB / -6 MJIC	4	
88	1028171	HOSE, -6, 3000, FJIC-6SW / FJIC-6SW, 12	2	
89	1028172	HOSE, -6, 3000, FJIC-6SW / FJIC-6SW, 38	1	
90	1028173	HOSE, -6, 3000, FJIC-6SW / FJIC-6SW, 30	1	
91	C1044646	VALVE, FLOW DIVIDER	2	
92	1028176	HOSE, -6, 3000, 90FJIC-6SW / FJIC-6SW, 39	1	
93	1028177	HOSE, -6, 3000, 90FJIC-6SW / FJIC-6SW, 41.75	1	
94	1013388	ELBOW, MJIC-6 / MORB-4	6	
95	1028174	HOSE, -6, 3000, FJIC-6SW / FJIC-6SW, 18.5	2	
96	1017336	TEE, MJIC-6, MJIC-6, FJIC-6SW	2	
97	1028178	HOSE, -6, 3000, 90FJIC-6SW / FJIC-6SW, 23	1	
98	1028175	HOSE, -6, 3000, 90FJIC-6SW, FJIC-6SW, 19.5	1	

WHEN ORDERING PARTS, SPECIFY MODEL NUMBER, SERIAL NUMBER AND DESCRIPTION OF PARTS REQUIRED

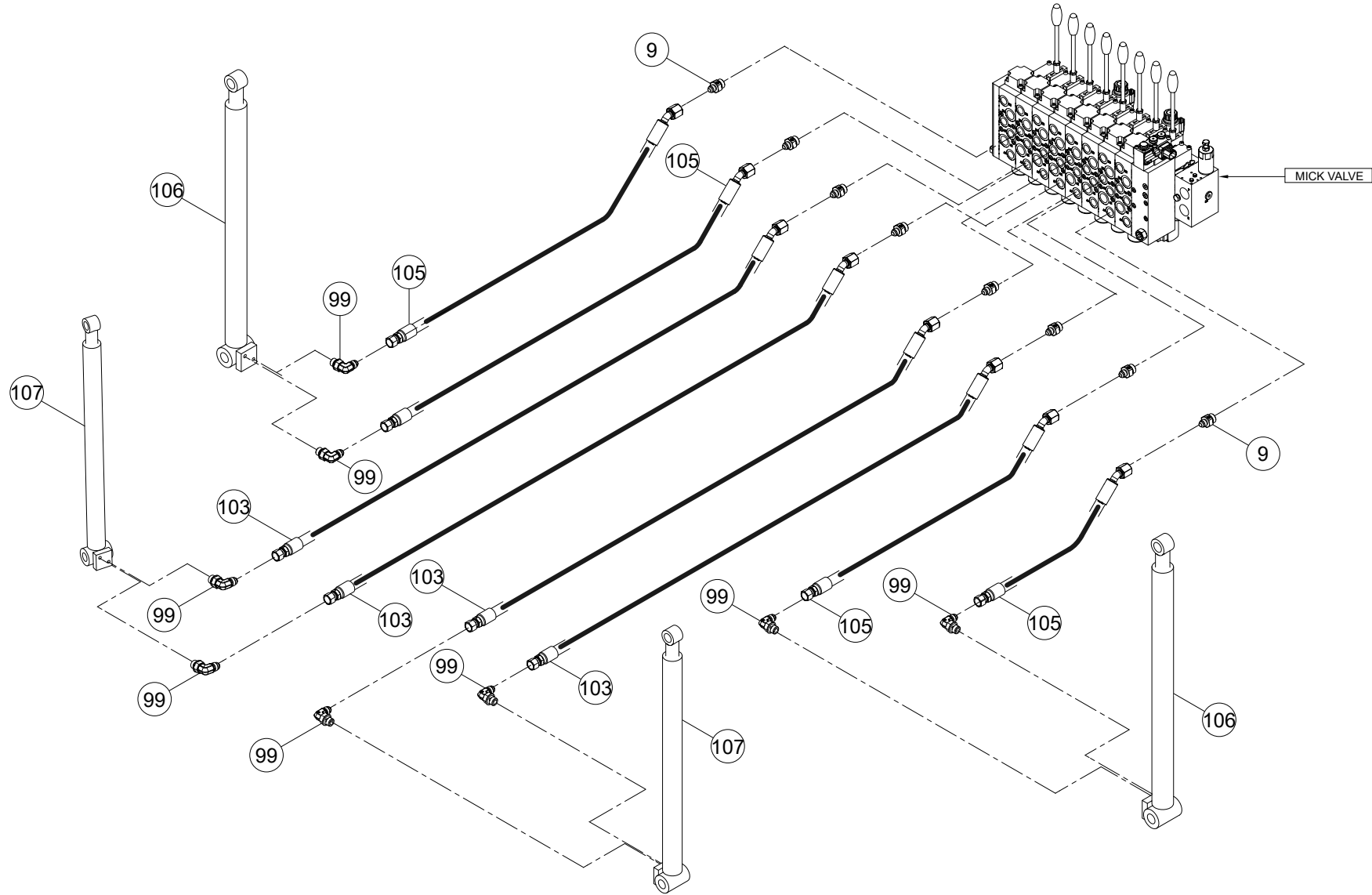


HOSE LENGTH AND PROFILE SHOWN FOR REPRESENTATION ONLY.

WHEN ORDERING PARTS, SPECIFY MODEL NUMBER, SERIAL NUMBER AND DESCRIPTION OF PARTS REQUIRED

ITEM	PART NUMBER	DESCRIPTION	QUANTITY	NOTES
	C1069631	LOWER HYDRAULIC ASSEMBLY		
99	1013389	ELBOW, 90, MJIC-6/MORB-6	8	Total 16 in LOWER HYDRAULIC ASSEMBLY
100	C1069141	35-48DR REAR JACK CYL	2	
101	1008366	SENSOR	4	Total 5 in LOWER HYDRAULIC ASSEMBLY
102	C1070897	HOSE, -6, 3000, 45FJIC-6SW / FJIC-6SW, 50	4	
103	C1070922	HOSE, -6, 3000, 45FJIC-6SW / FJIC-6SW, 200	4	Total 8 in LOWER HYDRAULIC ASSEMBLY
104	C1069182	35-48DR FRONT JACK CYL	2	

WHEN ORDERING PARTS, SPECIFY MODEL NUMBER, SERIAL NUMBER AND DESCRIPTION OF PARTS REQUIRED



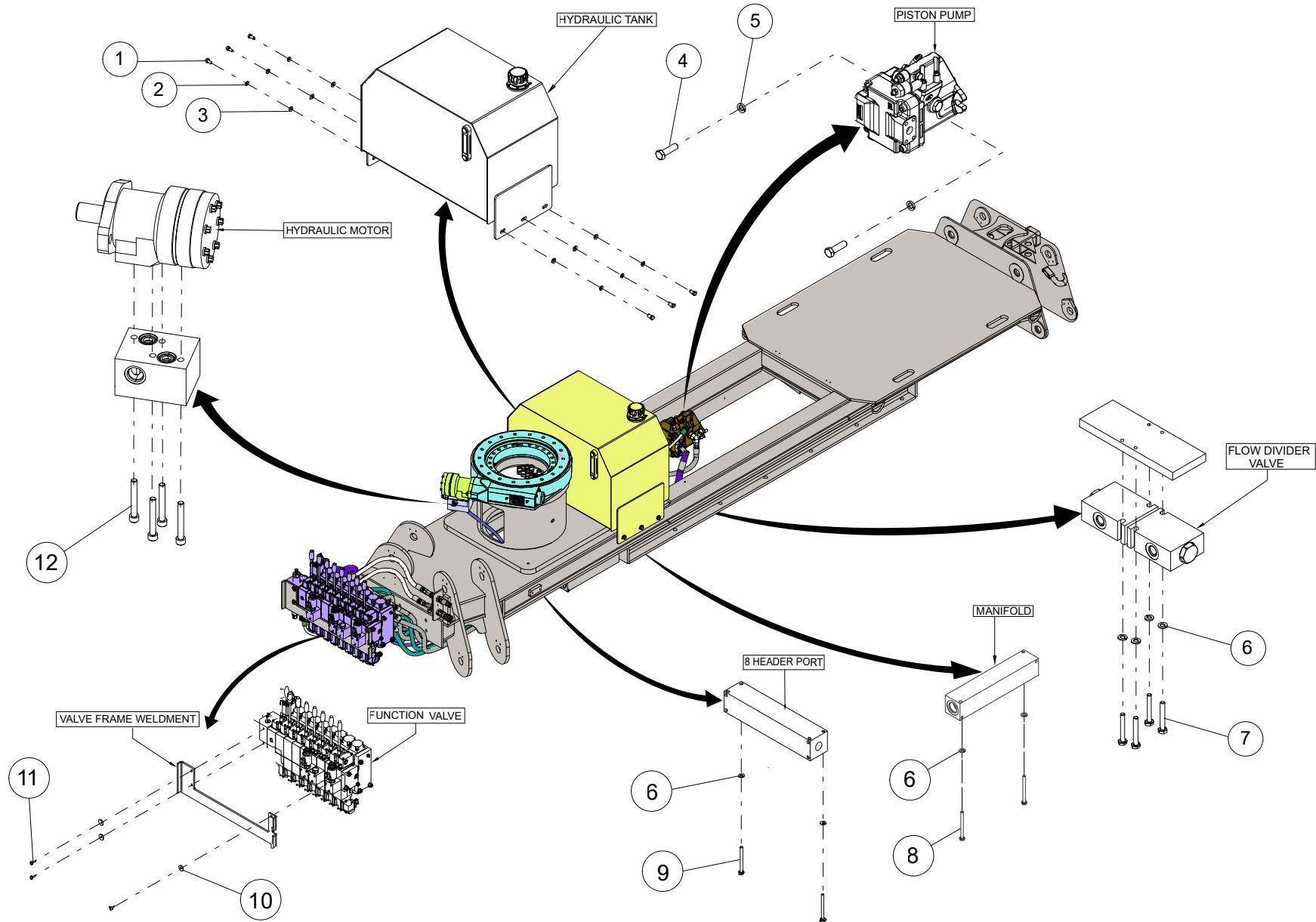
HOSE LENGTH AND PROFILE SHOWN FOR REPRESENTATION ONLY.

WHEN ORDERING PARTS, SPECIFY MODEL NUMBER, SERIAL NUMBER AND DESCRIPTION OF PARTS REQUIRED

ITEM	PART NUMBER	DESCRIPTION	QUANTITY	NOTES
	C1069631	LOWER HYDRAULIC ASSEMBLY		
105	C1070908	HOSE, -6, 3000, 45FJIC-6SW / FJIC-6SW, 50	4	
106	C1069138	35-48DR REAR BEAM CYL	2	
107	C1069179	35-48DR FRONT EXTEND CYL	2	
108*	C1082899	HOSE, -20, 300, 90C61-20FLNG / NO END, 36	1	
109*	1009701	ADAPTER,MJIC-12/BSPP-12	2	

* NOT SHOWN IN THE ILLUSTRATION

WHEN ORDERING PARTS, SPECIFY MODEL NUMBER, SERIAL NUMBER AND DESCRIPTION OF PARTS REQUIRED



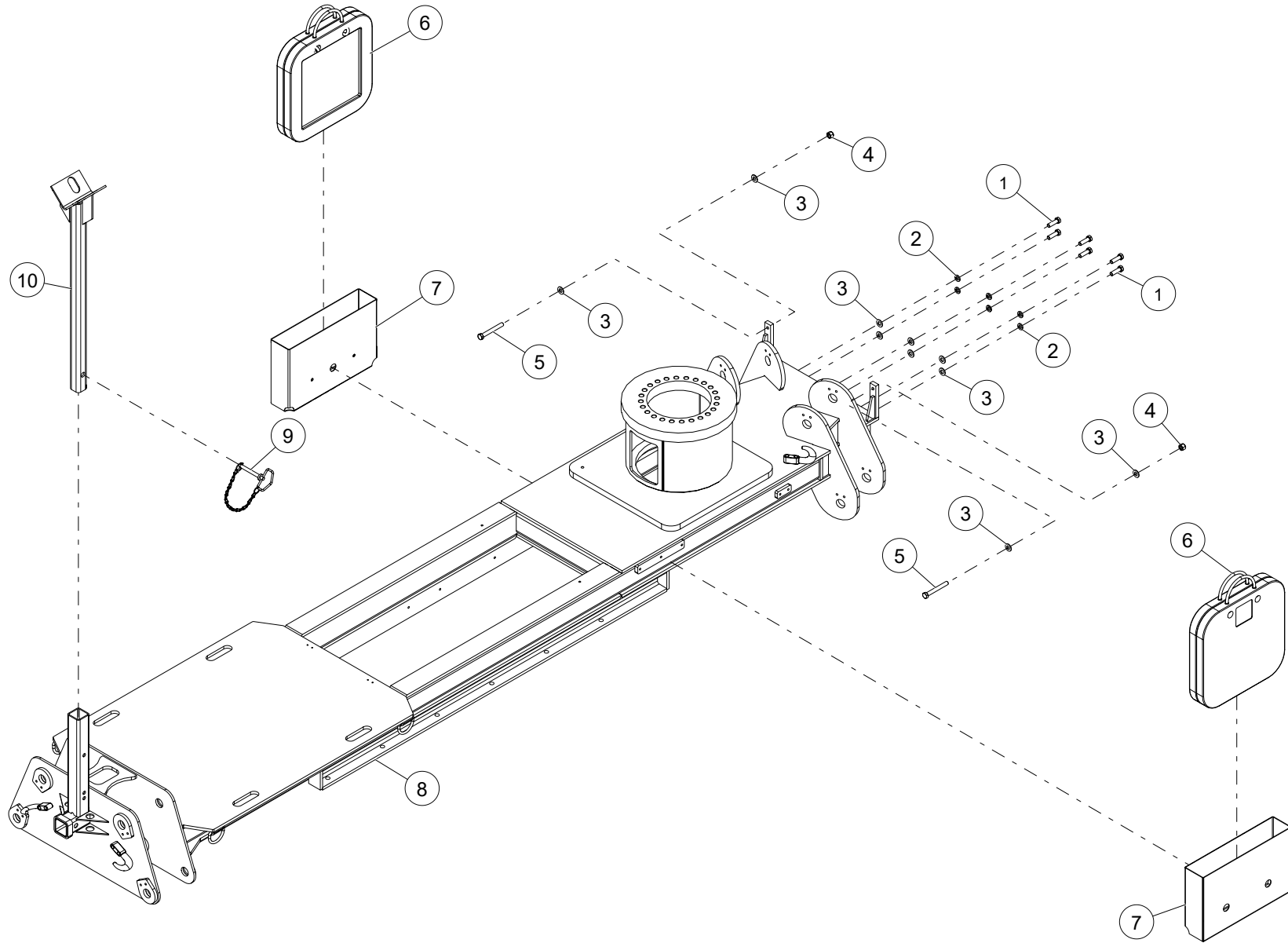
WHEN ORDERING PARTS, SPECIFY MODEL NUMBER, SERIAL NUMBER AND DESCRIPTION OF PARTS REQUIRED

ITEM	PART NUMBER	DESCRIPTION	QUANTITY	NOTES
	C1069631	LOWER HYDRAULIC ASSEMBLY		
1	HHCS-C3757508Z0	HEX HEAD CAP SCREW, 3/8-16 X 3/4 LEN, GR8, ZN	6	
2	WSH4-X3750008Z0	SPIRAL LOCK WASHER, 3/8, GR8, ZN	6	
3	WSH2-X3750008Z0	SAE WASHER, 3/8, GR8, ZN	6	
4	HHCS-C500A758Z0	HEX HEAD CAP SCREW, 1/2-13 X 1 3/4 LEN, GR8, ZN	2	
5	WSH4-X5000008Z0	SPIRAL LOCK WASHER, 1/2, GR8, ZN	2	
6	WSH4-X2500008Z0	SPIRAL LOCK WASHER, 1/4, GR8, ZN	8	
7	HHCS-C250A758Z0	HEX HEAD CAP SCREW, 1/4-20 X 1 3/4 LEN, GR8, ZN	4	
8	HHCS-C250C008Z0	HEX HEAD CAP SCREW, 1/4-20 X 3 LEN, GR8, ZN	2	
9	HHCS-C250B508Z0	HEX HEAD CAP SCREW, 1/4-20 X 2 1/2 LEN, GR8, ZN	2	
10	WSH1-X08B000QZ0	WASHER, M8, 10.9, ZN	3	
11	HHCS-M08BL00QZ1	HEX HEAD CAP SCREW, M8 X 20 LEN, 10.9, ZN, FULL THREAD	3	
12	SHCS-M08BP00PZ0	SOCKET HEAD CAP SCREW, M8 X 60 LEN, ZN	4	

WHEN ORDERING PARTS, SPECIFY MODEL NUMBER, SERIAL NUMBER AND DESCRIPTION OF PARTS REQUIRED

PAGE INTENTIONALLY LEFT BLANK

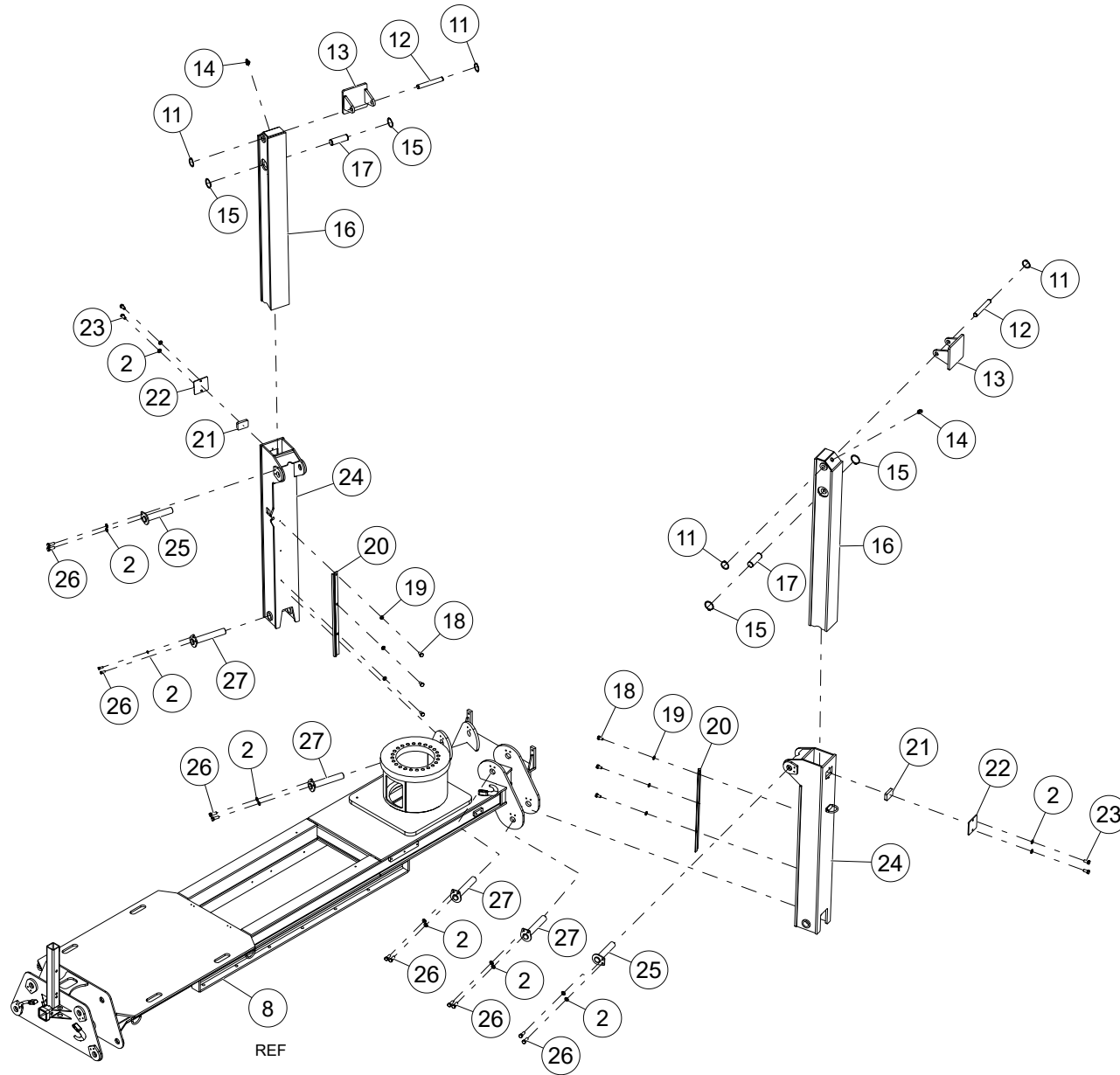
SLAB ASSEMBLY



WHEN ORDERING PARTS, SPECIFY MODEL NUMBER, SERIAL NUMBER AND DESCRIPTION OF PARTS REQUIRED

ITEM	PART NUMBER	DESCRIPTION	QUANTITY	NOTES
	C1069136	SLAB ASSEMBLY W/ OUTRIGGERS		
1	HHCS-C375A258Z0	HEX HEAD CAP SCREW, 3/8-16 X 1 1/4 LEN, GR8, ZN	6	
2	WSH4-X3750008Z0	SPIRAL LOCK WASHER, 3/8, GR8, ZN	6	Total 38 in SLAB ASSEMBLY
3	WSH2-X3750008Z0	SAE WASHER, 3/8, GR8, ZN	10	
4	NUT3-C3750008Z0	NYLON LOCK NUT, 3/8-16, GR8, ZN	2	
5	HHCS-C375C008Z0	HEX HEAD CAP SCREW, 3/8-16 X 3 LEN, GR8, ZN	2	
6	UOS1818-1.5	OUTRIGGER FOOT PAD ASM	4	
7	C1072924	PAD MOUNT CARRIER	2	
8	C1069191	35-48DR TIER 4 SLAB WELDMENT	1	
9	LK-PIN-129	CLEVIS PIN, W/CHAIN, 1/2 X 4"	1	
10	LK-3525	BOOM STOW ASSEMBLY	1	

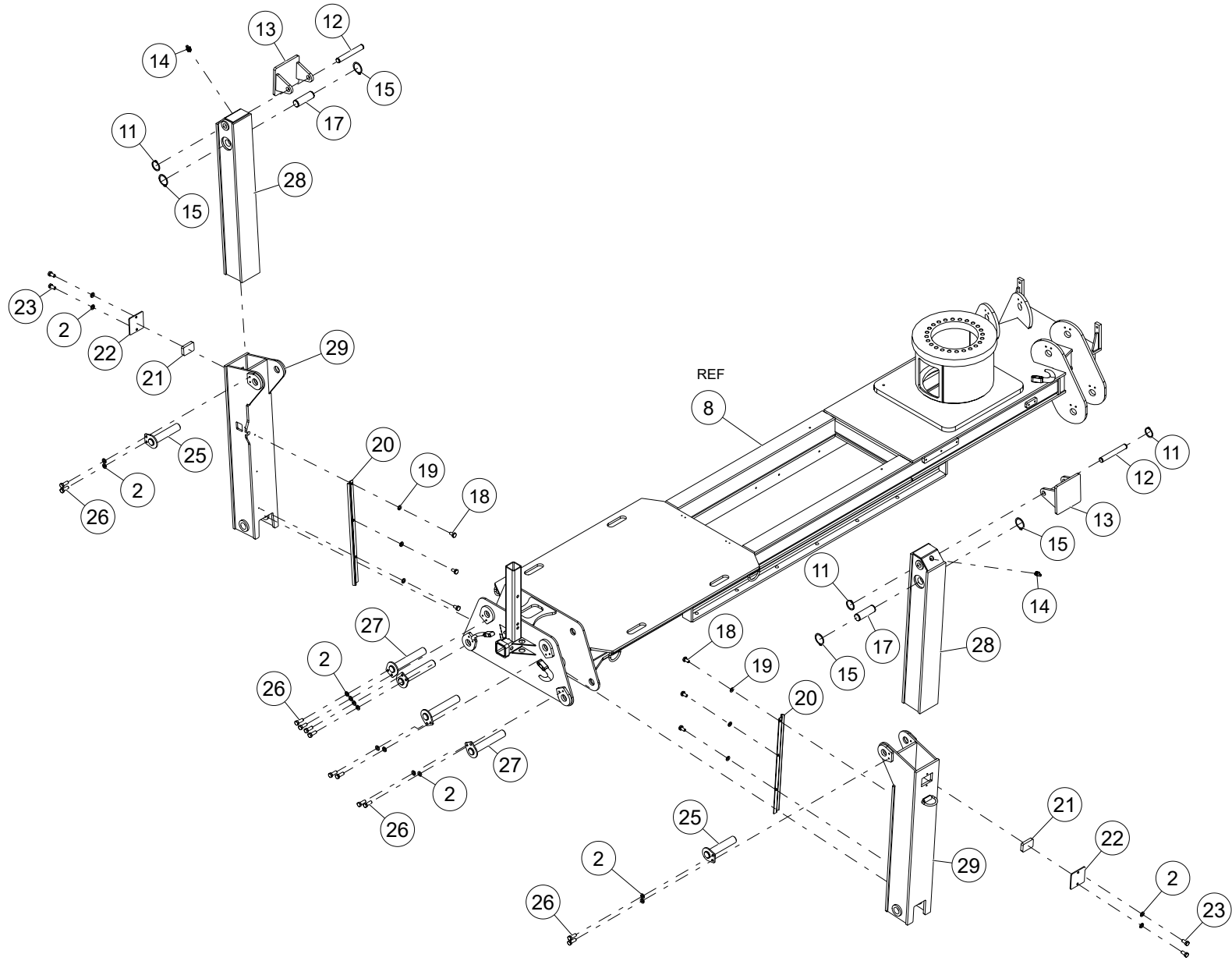
WHEN ORDERING PARTS, SPECIFY MODEL NUMBER, SERIAL NUMBER AND DESCRIPTION OF PARTS REQUIRED



WHEN ORDERING PARTS, SPECIFY MODEL NUMBER, SERIAL NUMBER AND DESCRIPTION OF PARTS REQUIRED

ITEM	PART NUMBER	DESCRIPTION	QUANTITY	NOTES
	C1069136	SLAB ASSEMBLY W/ OUTRIGGERS		
11	C1071199	1" EXTERNAL RETAINING RING	4	Total 7 in SLAB ASSEMBLY
12	C1070976	RADIAL OUTRIGGER FOOT PIN	2	Total 4 in SLAB ASSEMBLY
13	C1069234	OUTRIGGER FOOT PAD	2	Total 4 in SLAB ASSEMBLY
14	1004435	GREASE ZERK, STR 1/8 PTF MALE	2	Total 4 in SLAB ASSEMBLY
15	RET1-XA50000XZ0	EXTERNAL RETAINING RING, 1-1/2 SHAFT, ZN	4	Total 8 in SLAB ASSEMBLY
16	C1069165	WELDMENT, REAR INNER O/R BEAM	2	
17	C1072351	RADIAL OUTRIGGER FOOT PIN	2	Total 4 in SLAB ASSEMBLY
18	HHCS-C2505008Z0	HEX HEAD CAP SCREW, 1/4-20 X 1/2 LEN, GR8, ZN	6	Total 12 in SLAB ASSEMBLY
19	WSH4-X2500008Z0	SPIRAL LOCK WASHER, 1/4, GR8, ZN	6	Total 12 in SLAB ASSEMBLY
20	C1072285	SHEET METAL, OUTRIGGER PROX SENSOR COVER	2	Total 4 in SLAB ASSEMBLY
21	C1071202	OUTRIGGER WEARPAD	2	Total 4 in SLAB ASSEMBLY
22	C1071203	OUTRIGGER WEAR PAD COVER	2	Total 4 in SLAB ASSEMBLY
23	HHCS-C3757508Z0	HEX HEAD CAP SCREW, 3/8-16 X 3/4 LEN, GR8, ZN	4	Total 8 in SLAB ASSEMBLY
24	C1069144	OUTER REAR OUTRIGGER BEAM WELDMENT	2	
25	C1070890	OUTRIGGER CYLINDER PIN	2	Total 4 in SLAB ASSEMBLY
26	HHCS-F375A008Z0	HEX HEAD CAP SCREW, 3/8-24 X 1 LEN, GR8, ZN	12	Total 24 in SLAB ASSEMBLY
27	C1069385	35-48DR OUTRIGGER CYLINDER PIN	4	

WHEN ORDERING PARTS, SPECIFY MODEL NUMBER, SERIAL NUMBER AND DESCRIPTION OF PARTS REQUIRED

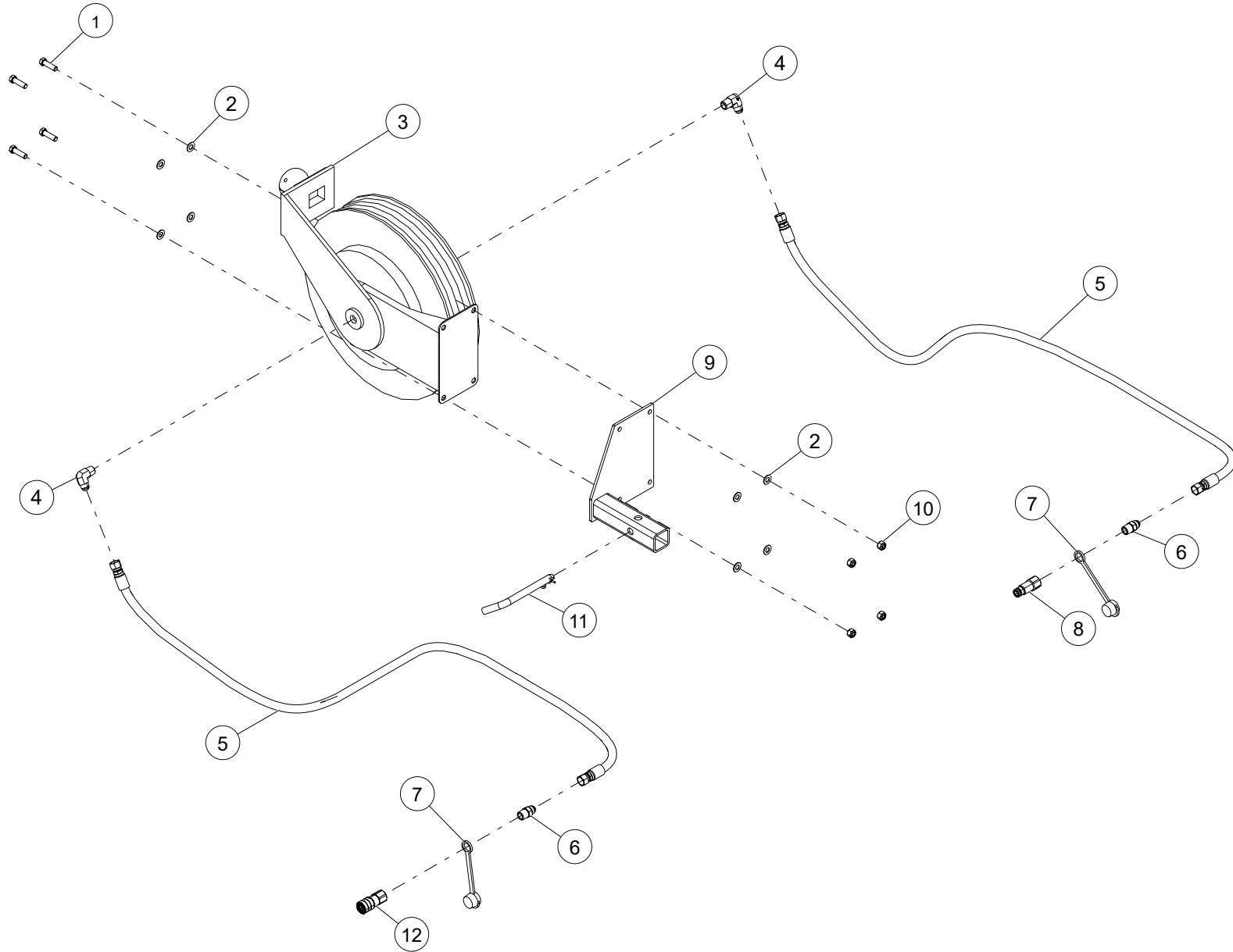


WHEN ORDERING PARTS, SPECIFY MODEL NUMBER, SERIAL NUMBER AND DESCRIPTION OF PARTS REQUIRED

ITEM	PART NUMBER	DESCRIPTION	QUANTITY	NOTES
	C1069136	SLAB ASSEMBLY W/ OUTRIGGERS		
28	C1069172	WELDMENT, FRONT INNER O/R BEAM	2	
29	C1069185	FRONT OR, OUTER BEAM	2	

WHEN ORDERING PARTS, SPECIFY MODEL NUMBER, SERIAL NUMBER AND DESCRIPTION OF PARTS REQUIRED

HOSE REEL WITH BRACKET ASM



WHEN ORDERING PARTS, SPECIFY MODEL NUMBER, SERIAL NUMBER AND DESCRIPTION OF PARTS REQUIRED

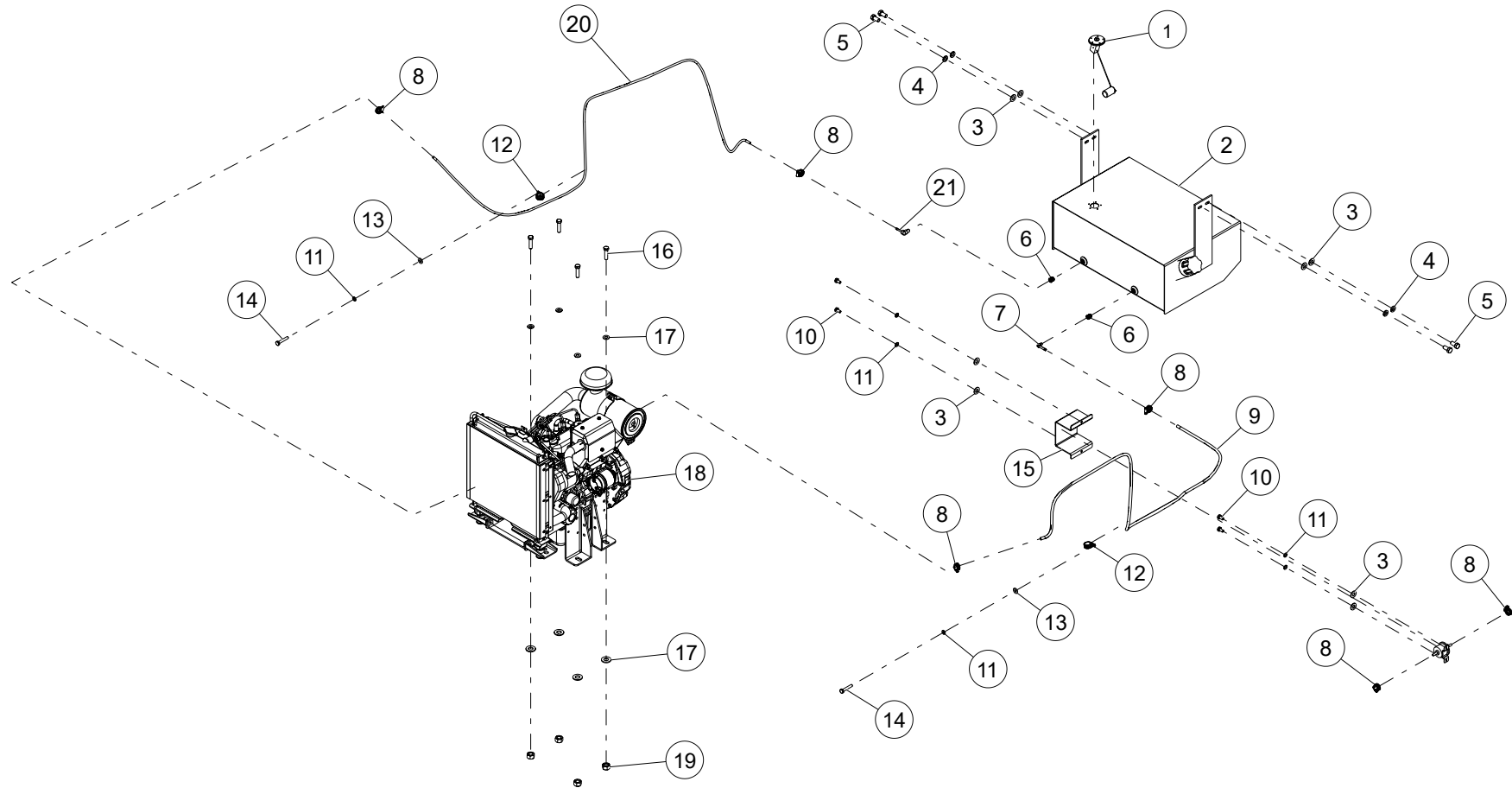
HOSE REEL WITH BRACKET ASM

ITEM	PART NUMBER	DESCRIPTION	QUANTITY	NOTES
	LK-MEC-720	HOSE REEL WITH BRACKET ASM		
1	HHCS-C438A508Z0	HEX HEAD CAP SCREW, 7/16-14 X 1 1/2 LEN, GR8, ZN	4	
2	WSH1-X4380008Z0	WASHER, 7/16, GR8, ZN	8	
3	LK-MEC-288	30' TWIN 3/8" HYD HOSE REEL W/HOSE	1	
4	1013691	ELBOW, 90, MJIC-8/ MNPT-6	2	
5	C1055552	HOSE, -8, 3000, FJIC-8SW / FJIC-8SW, 60	2	
6	1009793	ADAPTOR, MJIC-8, MNPT-8	2	
7	C1079227	QUICK DISCONNECT DUST CAP MALE AND FEMALE	2	
8	C1053805	QUICK DISCONNECT -8 MALE NPT	1	
9	LK-3601	HOSE REEL BRACKET	1	
10	NUT3-C4380008Z0	NYLON LOCK NUT, 7/16-14, GR8, ZN	4	
11	1042613	5/8" BENT PIN, W/CLIP	1	
12	C1053803	QUICK DISCONNECT -8 FEMALE NPT	1	

WHEN ORDERING PARTS, SPECIFY MODEL NUMBER, SERIAL NUMBER AND DESCRIPTION OF PARTS REQUIRED

PAGE INTENTIONALLY LEFT BLANK

ENGINE INSTALLATION



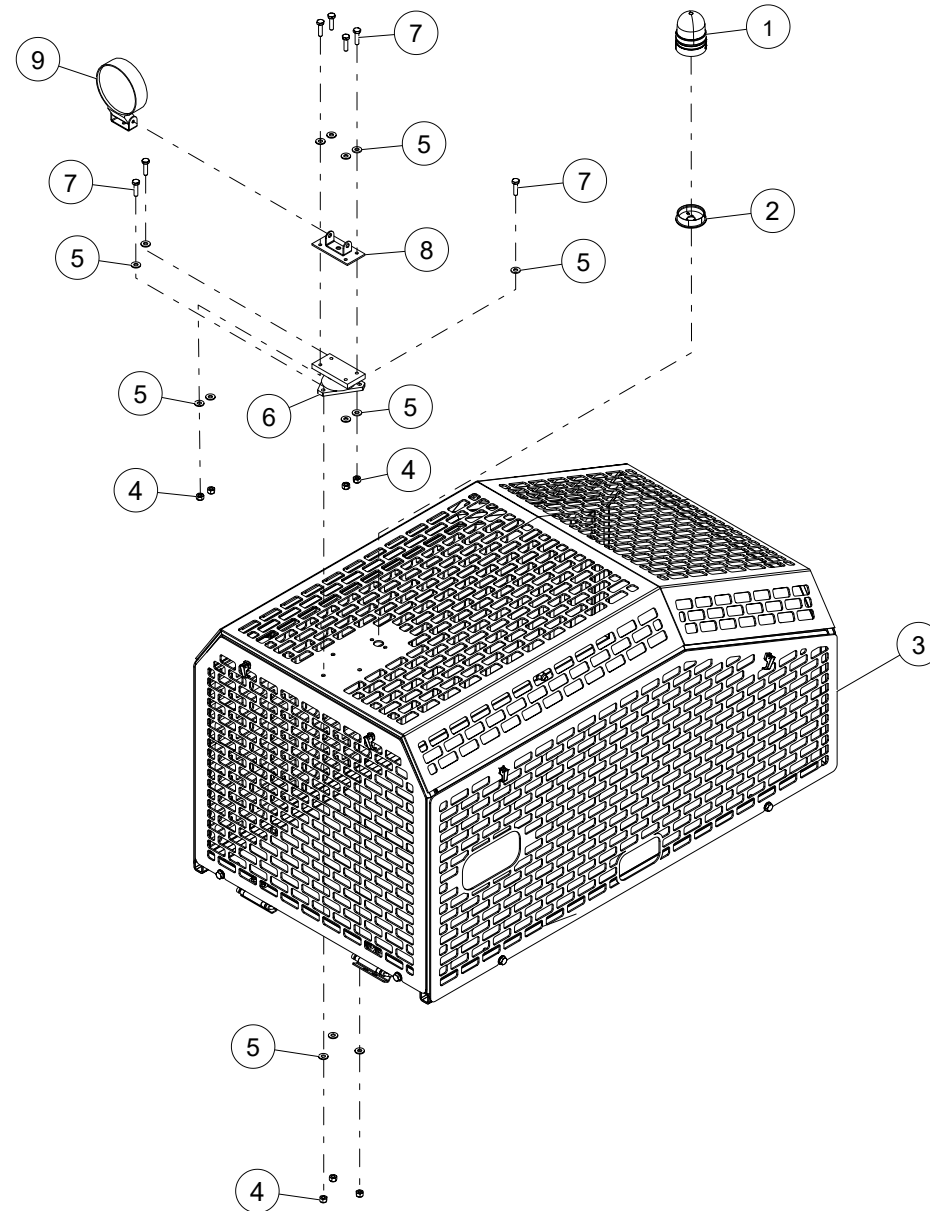
WHEN ORDERING PARTS, SPECIFY MODEL NUMBER, SERIAL NUMBER AND DESCRIPTION OF PARTS REQUIRED

ENGINE INSTALLATION, MINI DIGGER

ITEM	PART NUMBER	DESCRIPTION	QUANTITY	NOTES
	C1069611	ENGINE INSTALLATION, MINI DIGGER		
1	LK-ELE-170	FUEL SENDER UNIT	1	
2	C1069619	20 GALLON FUEL TANK	1	
3	WSH2-X3750008Z0	SAE WASHER, 3/8, GR8, ZN	8	
4	WSH4-X3750008Z0	SPIRAL LOCK WASHER, 3/8, GR8, ZN	4	
5	HHCS-C3757508Z0	HEX HEAD CAP SCREW, 3/8-16 X 3/4 LEN, GR8, ZN	4	
6	1012025	LOW-PRESSURE GALVANIZED STEEL FITTING WITH SEALANT	2	
7	1014959	ELBOW, 90, MNPT-4/ HBRB-5/16	1	
8	1007748-1	CLAMP, WORM HOSE 1/2 X 1-1/2" OD S.S. MC #5415K15 OR EQUIVALENT	6	
9	C1055125	FUEL HOSE, 5/16"	1	Total Hose Length 92 in
10	HHCS-C2505008Z0	HEX HEAD CAP SCREW, 1/4-20 X 1/2 LEN, GR8, ZN	4	
11	WSH4-X2500008Z0	SPIRAL LOCK WASHER, 1/4, GR8, ZN	6	
12	C1055128	1" VIBRATION-DAMPING LOOP CLAMP	2	
13	WSH1-X2500008Z0	WASHER, 1/4, GR8, ZN	2	
14	HHCS-C250A508Z0	HEX HEAD CAP SCREW, 1/4-20 X 1 1/2 LEN, GR8, ZN	2	
15	LK-3540	FUEL PUMP GUARD	1	
16	HHCS-C500B008Z0	HEX HEAD CAP SCREW, 1/2-13 X 2 LEN, GR8, ZN	4	
17	WSH1-X5000008Z0	WASHER, 1/2, GR8, ZN	8	
18	C1069629	25 HP ENGINE KIT	1	
19	NUT3-C5000008Z0	NYLON LOCK NUT, 1/2-13, GR8, ZN	4	
20	C1046745	3/16" ID FUEL HOSE RETURN	1	Total Hose Length 108 in
21	1014958	ELBOW, 90, MNPT-4/ HBRB-3/16	1	

WHEN ORDERING PARTS, SPECIFY MODEL NUMBER, SERIAL NUMBER AND DESCRIPTION OF PARTS REQUIRED

ENGINE COVER ASSEMBLY



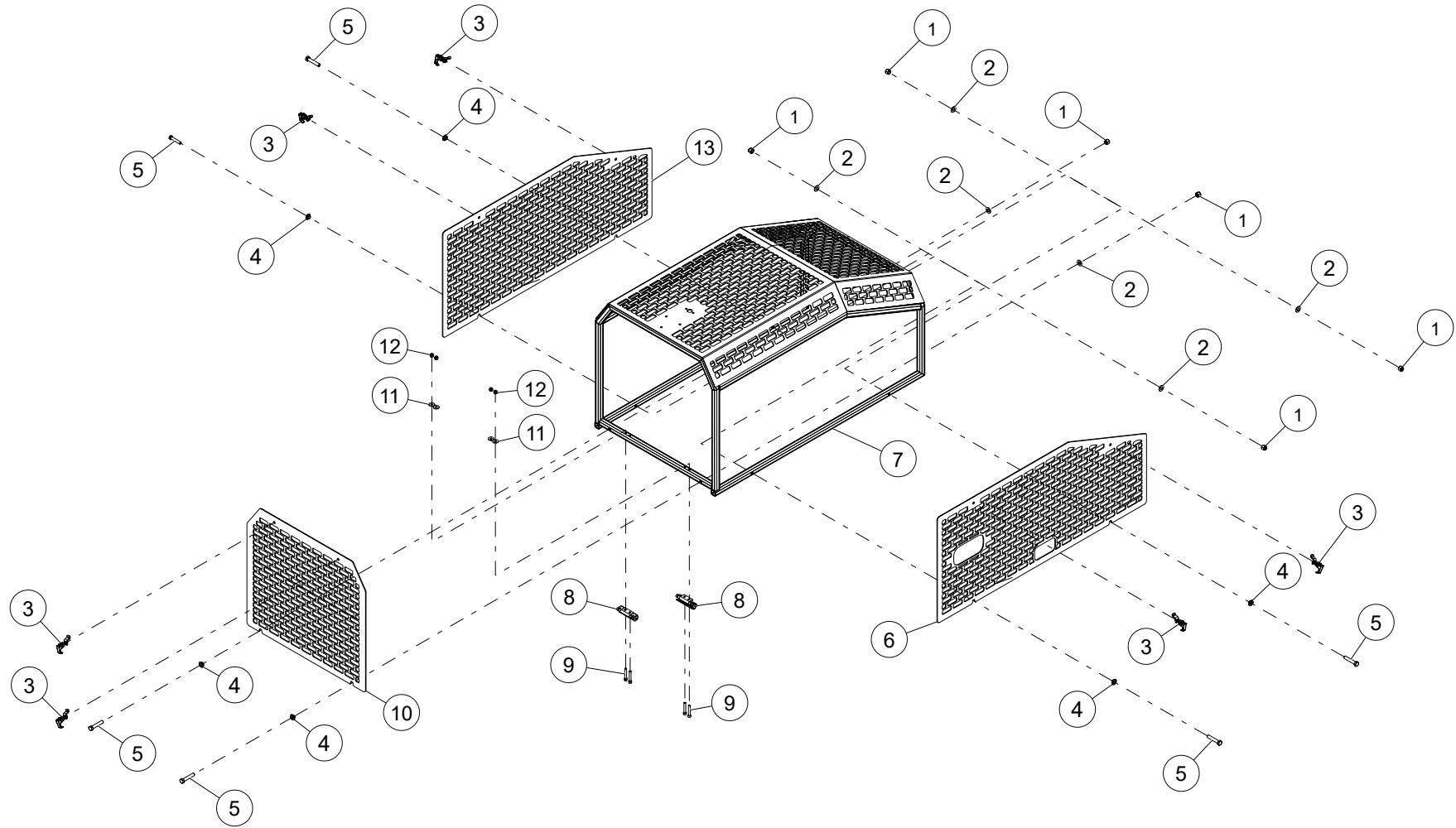
WHEN ORDERING PARTS, SPECIFY MODEL NUMBER, SERIAL NUMBER AND DESCRIPTION OF PARTS REQUIRED

ENGINE COVER ASSEMBLY

ITEM	PART NUMBER	DESCRIPTION	QUANTITY	NOTES
	C1069608	ENGINE COVER ASSEMBLY		
1	C1055727	ELETRICAL, ALARM BEACON LIGHT	1	
2	C1055728	ELECTRICAL, ANGLE BEACON LIGHT BASE	1	
3	C1070586	35-48DR ENGINE COVER ASSEMBLY	1	SEE PAGE 156
4	NUT3-C2500008Z0	NYLON LOCK NUT, 1/4-20, GR8, ZN	7	
5	WSH2-X2500008Z0	SAE WASHER, 1/4, GR8, ZN	14	
6	LK-MEC-404	WORK LIGHT SWIVEL MOUNT	1	
7	HHCS-C250A008Z0	HEX HEAD CAP SCREW, 1/4-20 X 1 LEN, GR8, ZN	7	
8	1042653	WORK LIGHT MNT ASM	1	
9	LK-ELE-010	LED WORKLIGHT, W/BRKT	1	

WHEN ORDERING PARTS, SPECIFY MODEL NUMBER, SERIAL NUMBER AND DESCRIPTION OF PARTS REQUIRED

35-48DR ENGINE COVER ASSEMBLY



WHEN ORDERING PARTS, SPECIFY MODEL NUMBER, SERIAL NUMBER AND DESCRIPTION OF PARTS REQUIRED

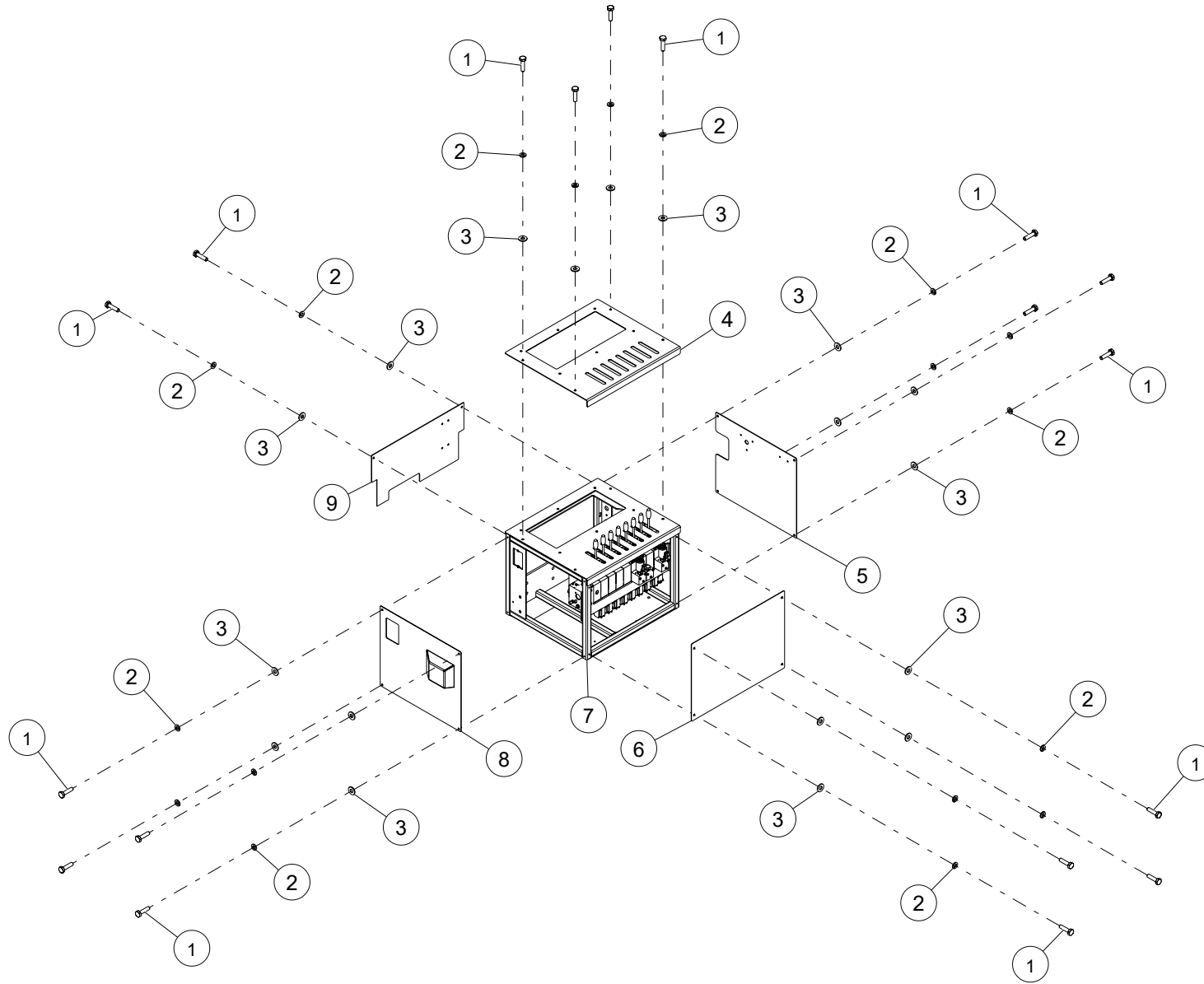
35-48DR ENGINE COVER ASSEMBLY

ITEM	PART NUMBER	DESCRIPTION	QUANTITY	NOTES
	C1070586	35-48DR ENGINE COVER ASSEMBLY		
1	NUT3-C3750008Z0	NYLON LOCK NUT, 3/8-16, GR8, ZN	6	
2	WSH2-X3750008Z0	SAE WASHER, 3/8, GR8, ZN	6	
3	C1070719	LIFT-AND-TURN TIGHT-HOLD CAM LATCH	6	
4	C1070718	ELECTRICAL-INSULATING NYLON 6/6 SLEEVE WASHER	6	
5	HHCS-C375B008Z0	HEX HEAD CAP SCREW, 3/8-16 X 2 LEN, GR8, ZN	6	
6	C1082311	35-48DR ENGINE COVER SIDE PANEL-EXHAUST SIDE	1	
7	C1070655	OUTBACK 35-48DR ENGINE COVER WELDMENT	1	
8	C1070726	HINGE, SIERRA PACIFIC	2	
9	SHCS-M06AN00PZ0	SOCKET HEAD CAP SCREW, M6 X 40 LEN, ZN	4	
10	C1070739	35-48DR FRONT ENGINE COVER	1	
11	WSH1-X06A000QZ0	WASHER, M6, 10.9, ZN	4	
12	NUT3-M06A000QZ0	NYLON LOCK NUT, M6, 10.9, ZN	4	
13	C1070671	35-48DR ENGINE COVER SIDE PANEL	1	

WHEN ORDERING PARTS, SPECIFY MODEL NUMBER, SERIAL NUMBER AND DESCRIPTION OF PARTS REQUIRED

PAGE INTENTIONALLY LEFT BLANK

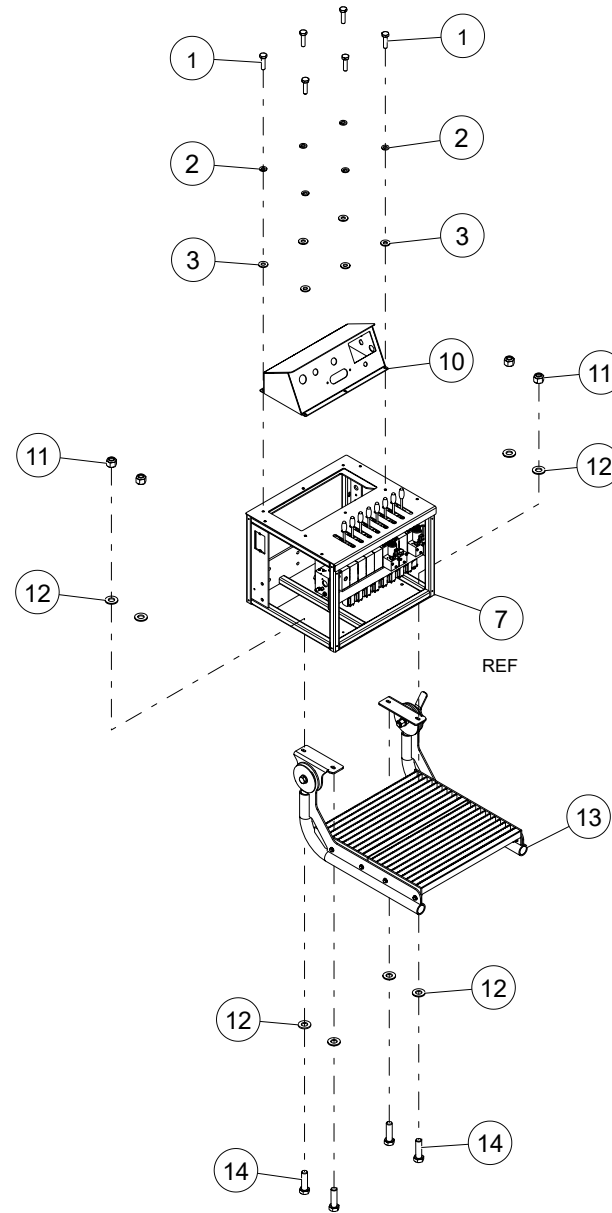
VALVE FRAME ASSEMBLY



WHEN ORDERING PARTS, SPECIFY MODEL NUMBER, SERIAL NUMBER AND DESCRIPTION OF PARTS REQUIRED

ITEM	PART NUMBER	DESCRIPTION	QUANTITY	NOTES
	C1069607	VALVE FRAME ASSEMBLY		
1	HHCS-C250A008Z0	HEX HEAD CAP SCREW, 1/4-20 X 1 LEN, GR8, ZN	18	Total 24 in VALVE FRAME ASSEMBLY
2	WSH4-X2500008Z0	SPIRAL LOCK WASHER, 1/4, GR8, ZN	18	Total 24 in VALVE FRAME ASSEMBLY
3	WSH2-X2500008Z0	SAE WASHER, 1/4, GR8, ZN	18	Total 24 in VALVE FRAME ASSEMBLY
4	C1069284	VALVE FRAME COVER, TOP ASSY	1	
5	C1069283	RIGHT COVER, VALVE FRAME	1	
6	C1069280	SHEET, FRONT COVER	1	
7	C1069151	VALVE FRAME WELDMENT	1	
8	C1069380	LEFT SIDE COVER WELDMENT	1	
9	C1069281	BACK COVER, VALVE FRAME	1	

WHEN ORDERING PARTS, SPECIFY MODEL NUMBER, SERIAL NUMBER AND DESCRIPTION OF PARTS REQUIRED

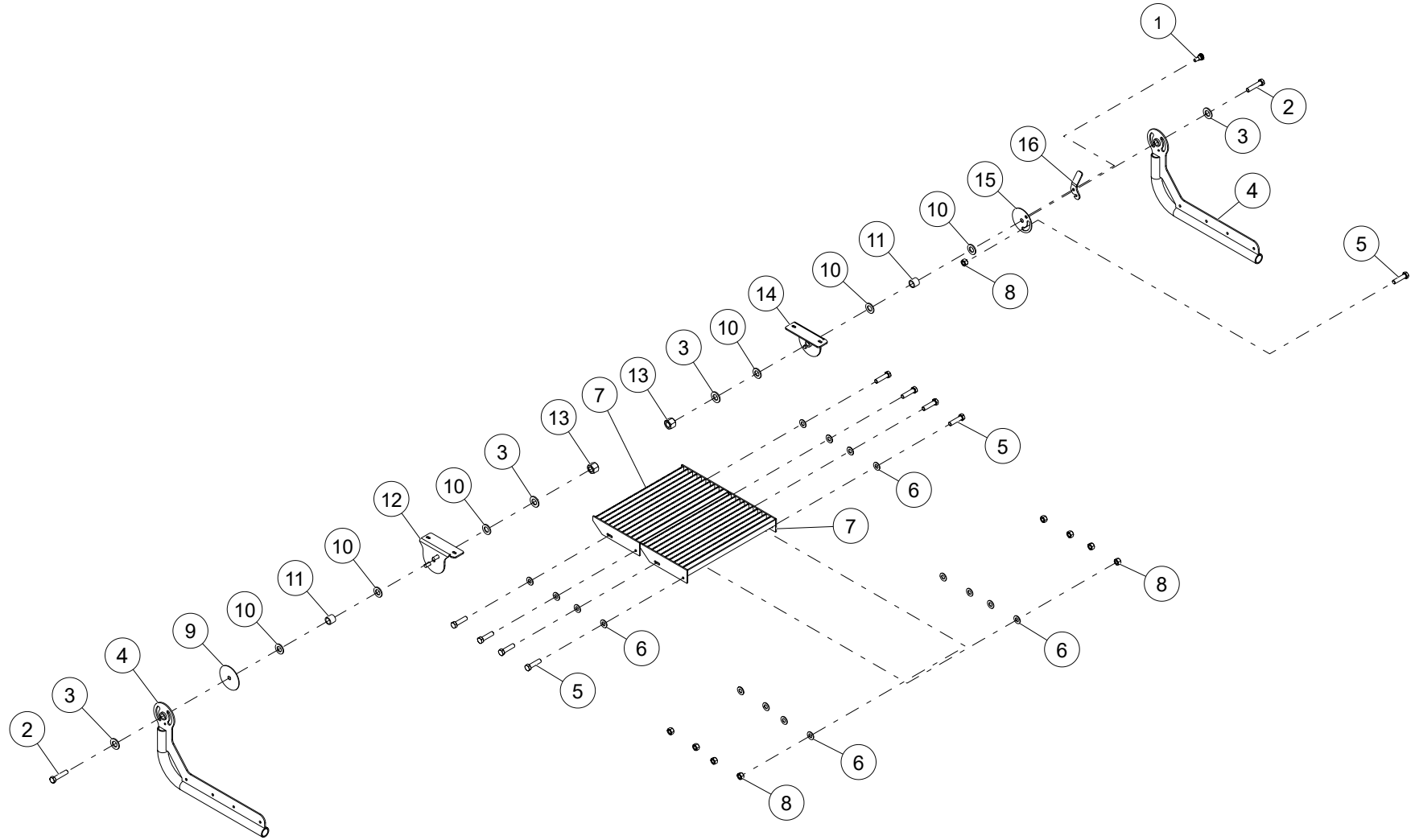


WHEN ORDERING PARTS, SPECIFY MODEL NUMBER, SERIAL NUMBER AND DESCRIPTION OF PARTS REQUIRED

ITEM	PART NUMBER	DESCRIPTION	QUANTITY	NOTES
	C1069607	VALVE FRAME ASSEMBLY		
10	C1069277	LOFA DOGHOUSE	1	
11	NUT3-C5000008Z0	NYLON LOCK NUT, 1/2-13, GR8, ZN	4	
12	WSH2-X5000008Z0	SAE WASHER, 1/2, GR8, ZN	8	
13	C1057834	TUBULAR STEP ASSEMBLY	1	SEE PAGE 164
14	HHCS-C500A758Z0	HEX HEAD CAP SCREW, 1/2-13 X 1 3/4 LEN, GR8, ZN	4	

WHEN ORDERING PARTS, SPECIFY MODEL NUMBER, SERIAL NUMBER AND DESCRIPTION OF PARTS REQUIRED

TUBULAR STEP ASSEMBLY



WHEN ORDERING PARTS, SPECIFY MODEL NUMBER, SERIAL NUMBER AND DESCRIPTION OF PARTS REQUIRED

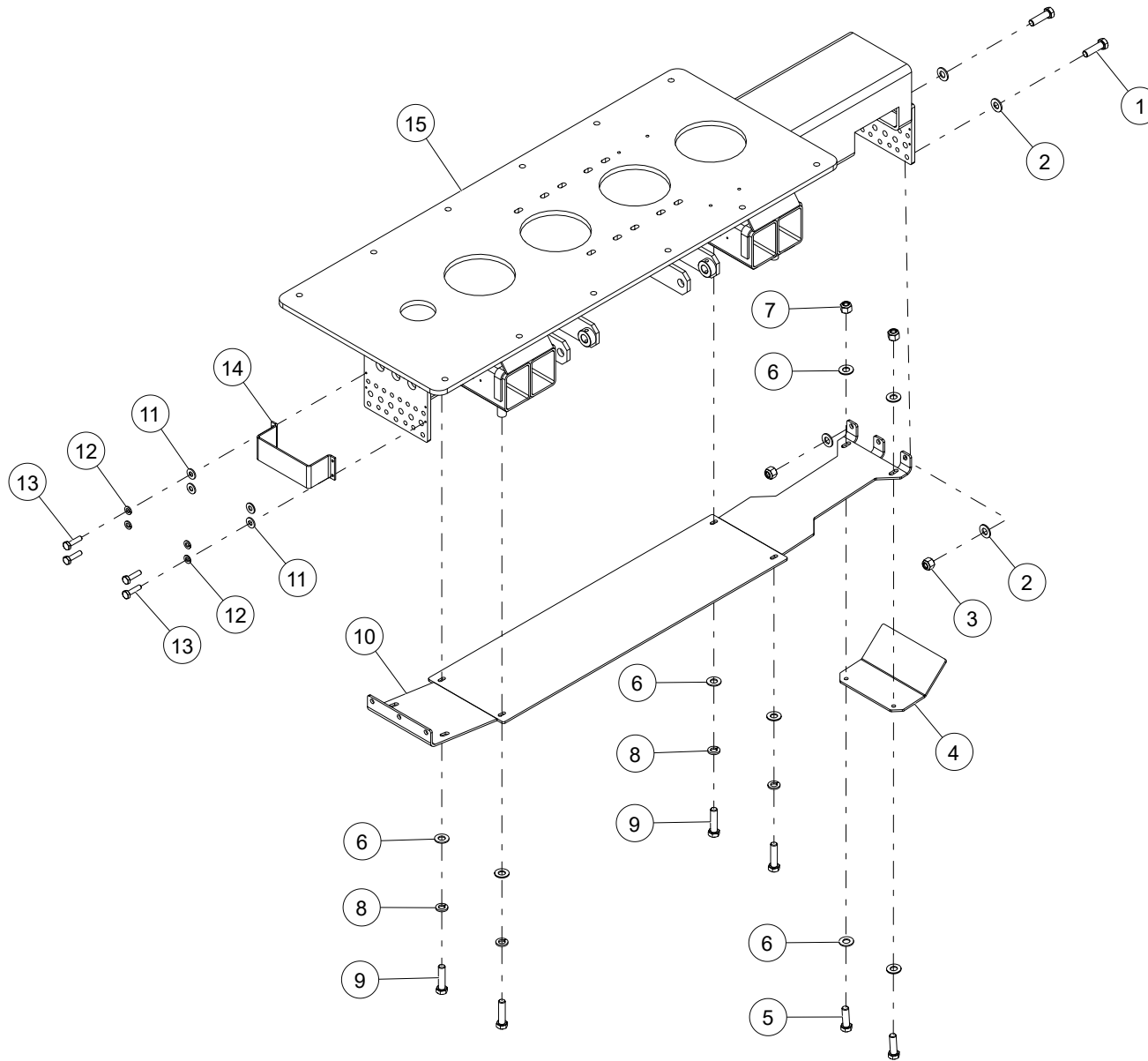
TUBULAR STEP ASSEMBLY

ITEM	PART NUMBER	DESCRIPTION	QUANTITY	NOTES
	C1057834	TUBULAR STEP ASSEMBLY		
1	C1054192	18-8 STAINLESS STEEL SHOULDER SCREW	1	
2	HHCS-C750C508Z0	HEX HEAD CAP SCREW, 3/4-10 X 3 1/2 LEN, GR8, ZN	2	
3	WSH1-X7500008Z0	WASHER, 3/4, GR8, ZN	4	
4	C1057844	WELDMENT, STEP ARM	2	
5	HHCS-C375A508Z0	HEX HEAD CAP SCREW, 3/8-16 X 1 1/2 LEN, GR8, ZN	9	
6	WSH2-X3750008Z0	SAE WASHER, 3/8, GR8, ZN	16	
7	LK-200-8101	OPERATOR PLATFORM STEP	2	
8	NUT1-C3750008Z0	HEX NUT, 3/8-16, GR8, ZN	9	
9	C1057856	LH END COVER	1	
10	C1054193	WATER-RESISTANT DRY-RUNNING THRUST BEARING	6	
11	C1054191	MULTIPURPOSE 660 LEADED BRONZE SLEEVE BEARING	2	
12	C1057835	STEP MOUNT LH	1	
13	NUT1-C7500008Z0	HEX NUT, 3/4-10, GR8, ZN	2	
14	C1057842	STEP MOUNT RH	1	
15	C1057855	RH END CAP COVER	1	
16	C1057858	LOCK ARM	1	

WHEN ORDERING PARTS, SPECIFY MODEL NUMBER, SERIAL NUMBER AND DESCRIPTION OF PARTS REQUIRED

PAGE INTENTIONALLY LEFT BLANK

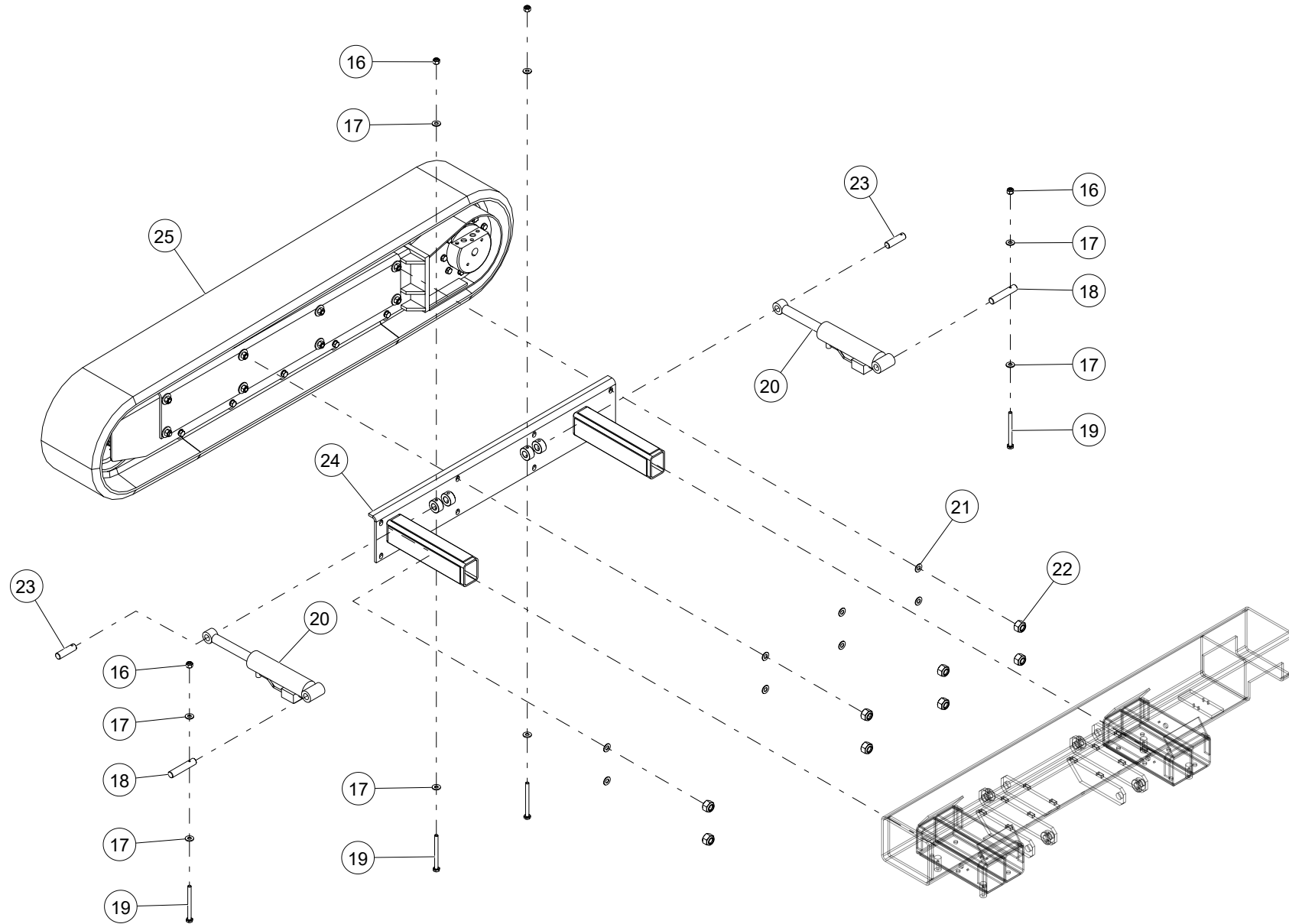
TRACKS



WHEN ORDERING PARTS, SPECIFY MODEL NUMBER, SERIAL NUMBER AND DESCRIPTION OF PARTS REQUIRED

ITEM	PART NUMBER	DESCRIPTION	QUANTITY	NOTES
	LK-7790	TRACK ASSEMBLY		
1	HHCS-C500A758Z0	HEX HEAD CAP SCREW, 1/2-13 X 1 3/4 LEN, GR8, ZN	2	
2	WSH1-X5000008Z0	WASHER, 1/2, GR8, ZN	4	
3	NUT3-C5000008Z0	NYLON LOCK NUT, 1/2-13, GR8, ZN	2	
4	1042802	PLATE	1	
5	HHCS-C375A258Z1	HEX HEAD CAP SCREW, 3/8-16 X 1 1/4 LEN, GR8, ZN, FULL THREAD	2	
6	WSH1-X3750008Z0	WASHER, 3/8, GR8, ZN	8	
7	NUT3-C3750008Z0	NYLON LOCK NUT, 3/8-16, GR8, ZN	2	
8	WSH4-X3750008Z0	SPIRAL LOCK WASHER, 3/8, GR8, ZN	4	
9	HHCS-C375A508Z0	HEX HEAD CAP SCREW, 3/8-16 X 1 1/2 LEN, GR8, ZN	4	
10	LK-7751	PLATE	1	
11	WSH1-X2500008Z0	WASHER, 1/4, GR8, ZN	4	
12	WSH4-X2500008Z0	SPIRAL LOCK WASHER, 1/4, GR8, ZN	4	
13	HHCS-C250A008Z1	HEX HEAD CAP SCREW, 1/4-20 X 1 LEN, GR8, ZN, FULL THREAD	4	
14	1042803	PLATE	1	
15	LK-7750	CENTER TRACK WELDMENT	1	

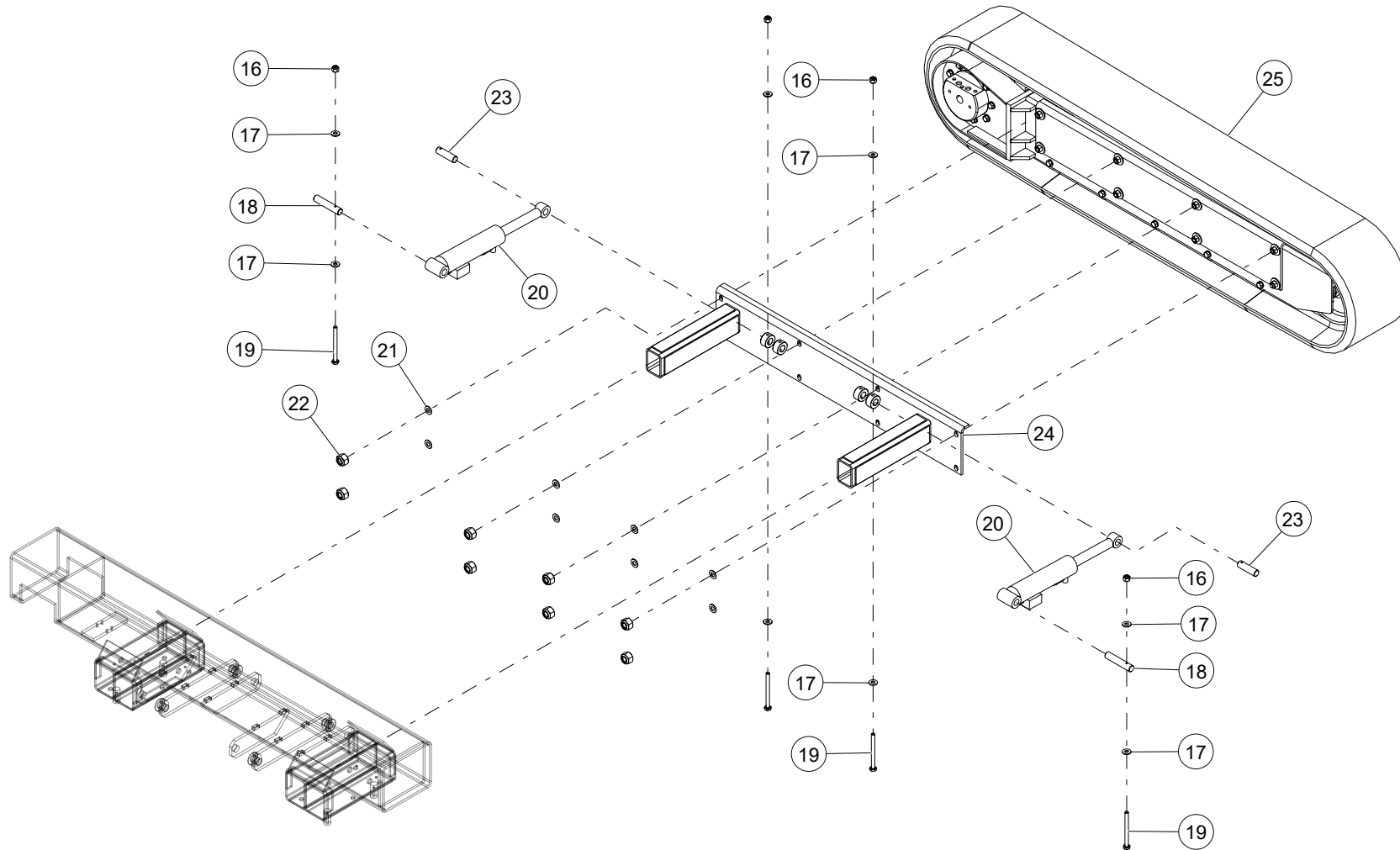
WHEN ORDERING PARTS, SPECIFY MODEL NUMBER, SERIAL NUMBER AND DESCRIPTION OF PARTS REQUIRED



WHEN ORDERING PARTS, SPECIFY MODEL NUMBER, SERIAL NUMBER AND DESCRIPTION OF PARTS REQUIRED

ITEM	PART NUMBER	DESCRIPTION	QUANTITY	NOTES
	LK-7790	TRACK ASSEMBLY		
16	NUT3-C2500008Z0	NYLON LOCK NUT, 1/4-20, GR8, ZN	4	
17	WSH2-X2500008Z0	SAE WASHER, 1/4, GR8, ZN	8	
18	1042800	RND BAR	2	
19	HHCS-C250C008Z0	HEX HEAD CAP SCREW, 1/4-20 X 3 LEN, GR8, ZN	4	
20	LK-7772	CYLINDER ASM	2	
21	WSH2-X6250008Z0	SAE WASHER, 5/8, GR8, ZN	8	
22	NUT2-C6250008Z0	HEX JAM NUT, 5/8-11, GR8, ZN	8	
23	LK-775	RND BAR	2	
24	LK-7725	TRACK EXT/RET ASM	1	
25	1042781	TRACK DRIVE KIT	1	SEE PAGE 174

WHEN ORDERING PARTS, SPECIFY MODEL NUMBER, SERIAL NUMBER AND DESCRIPTION OF PARTS REQUIRED

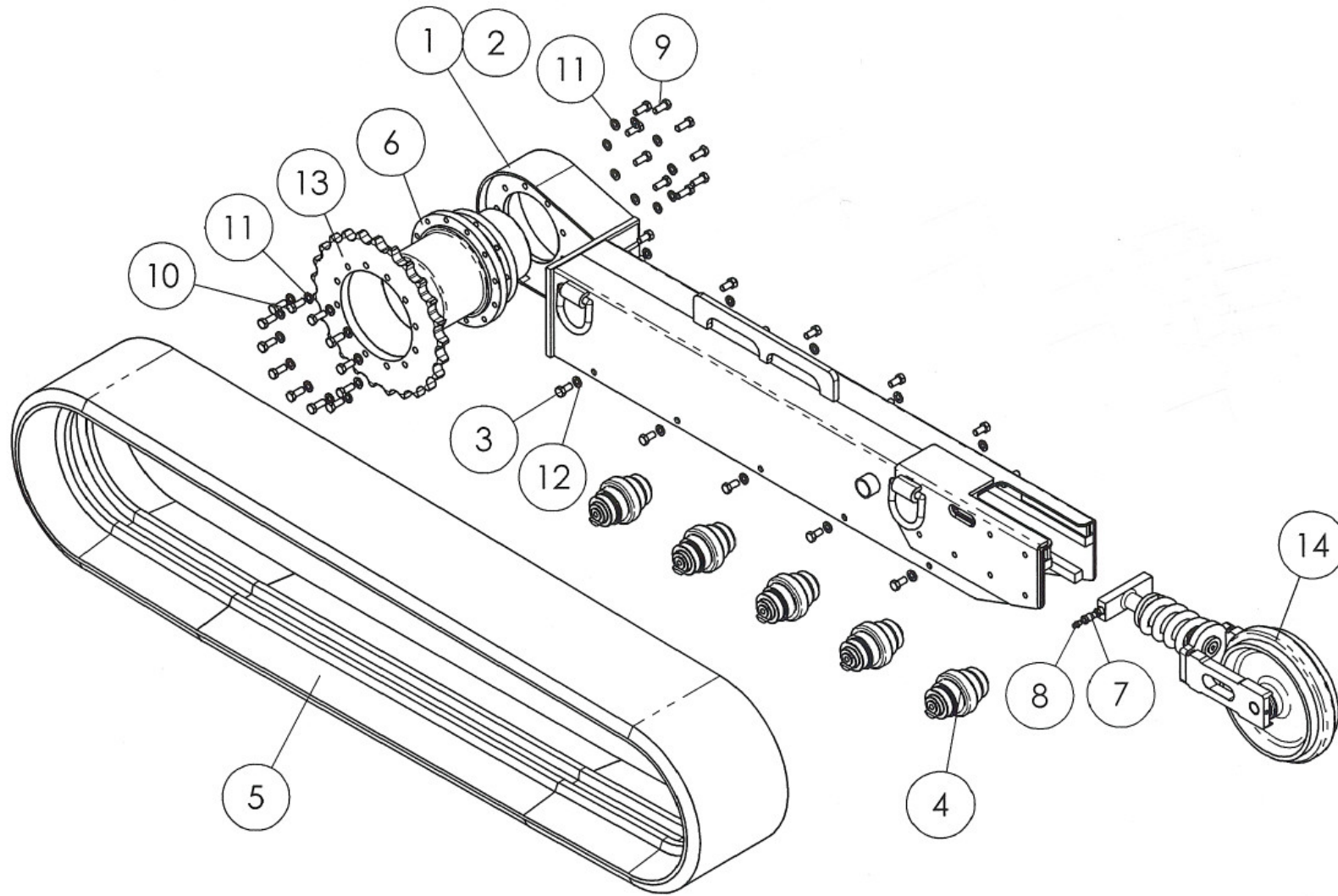


WHEN ORDERING PARTS, SPECIFY MODEL NUMBER, SERIAL NUMBER AND DESCRIPTION OF PARTS REQUIRED

ITEM	PART NUMBER	DESCRIPTION	QUANTITY	NOTES
	LK-7790	TRACK ASSEMBLY		
16	NUT3-C2500008Z0	NYLON LOCK NUT, 1/4-20, GR8, ZN	4	
17	WSH2-X2500008Z0	SAE WASHER, 1/4, GR8, ZN	8	
18	1042800	RND BAR	2	
19	HHCS-C250C008Z0	HEX HEAD CAP SCREW, 1/4-20 X 3 LEN, GR8, ZN	4	
20	LK-7772	CYLINDER ASM	2	
21	WSH2-X6250008Z0	SAE WASHER, 5/8, GR8, ZN	8	
22	NUT2-C6250008Z0	HEX JAM NUT, 5/8-11, GR8, ZN	8	
23	LK-775	RND BAR	2	
24	LK-7725	TRACK EXT/RET ASM	1	
25	1042781	TRACK DRIVE KIT	1	SEE PAGE 174

WHEN ORDERING PARTS, SPECIFY MODEL NUMBER, SERIAL NUMBER AND DESCRIPTION OF PARTS REQUIRED

TRACK DRIVE KIT

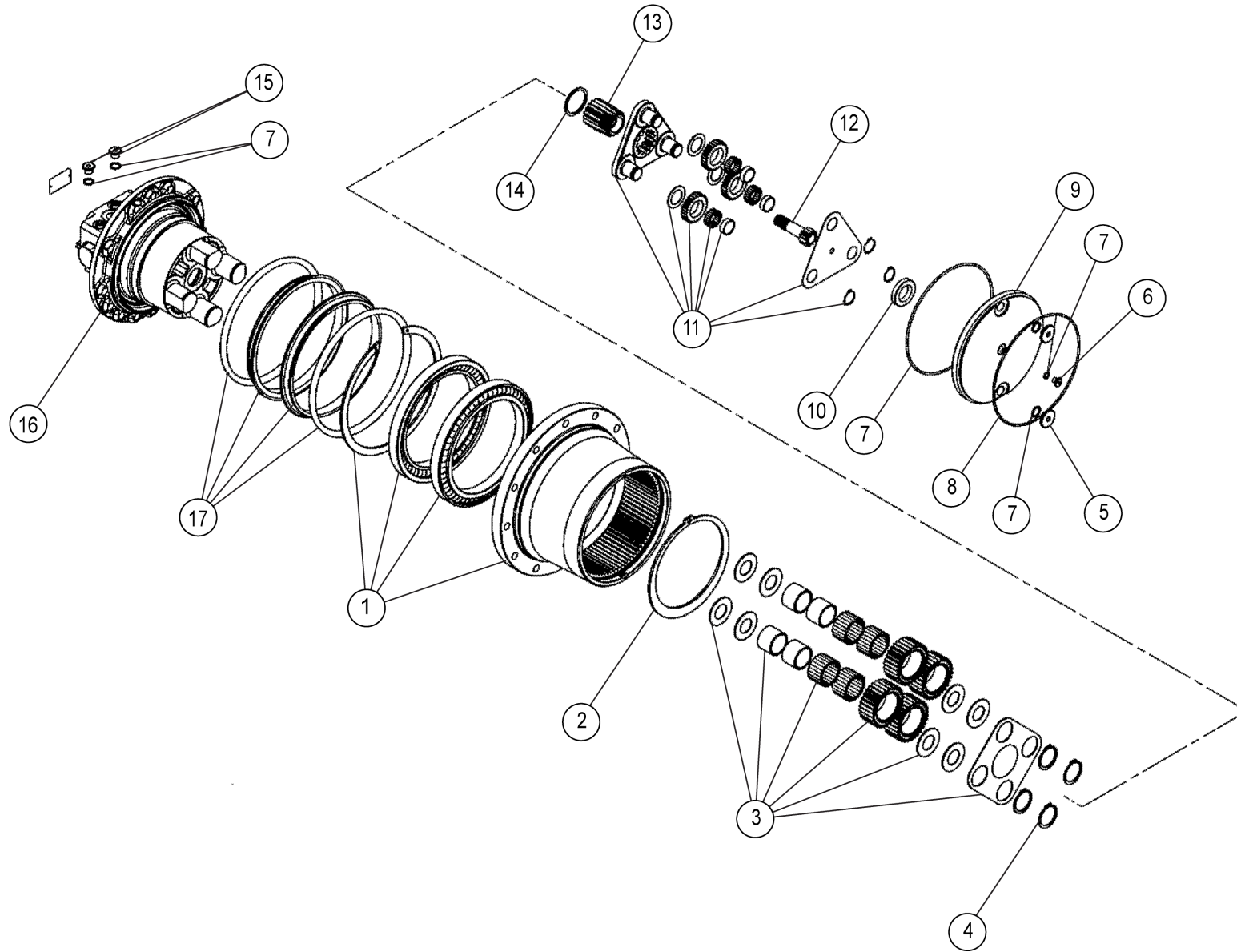


WHEN ORDERING PARTS, SPECIFY MODEL NUMBER, SERIAL NUMBER AND DESCRIPTION OF PARTS REQUIRED

TRACK DRIVE KIT

ITEM	PART NUMBER	DESCRIPTION	QUANTITY	NOTES
	1042781	TRACK DRIVE KIT		
1	C1078736	RH WELDMENT	1	
2	C1078737	LH WELDMENT	1	
3	C1078738	M14X2.0X30HHCS	10	
4	C1078739	SMALL IDLER ASSEMBLY	5	
5	C1078740	300X92X52.5 RUBBER TRACK	1	
6	C1078741	PHV-4B TRACK DRIVE MOTOR	1	SEE PAGE 177
7	C1078742	CHECK /A BALL	1	
8	C1078743	1/8" NPT W/ CAP	1	
9	C1078744	M14X2.00X40 HHCS	9	
10	C1078745	M14X2.00X50 HHCS	12	
11	C1078746	M14 FLAT WASHER	21	
12	C1078747	M14 LOCK WASHER	10	
13	C1078748	SPROCKET	1	
14	C1078750	LARGE IDLER WHEEL ASSEMBLY	1	SEE PAGE 182

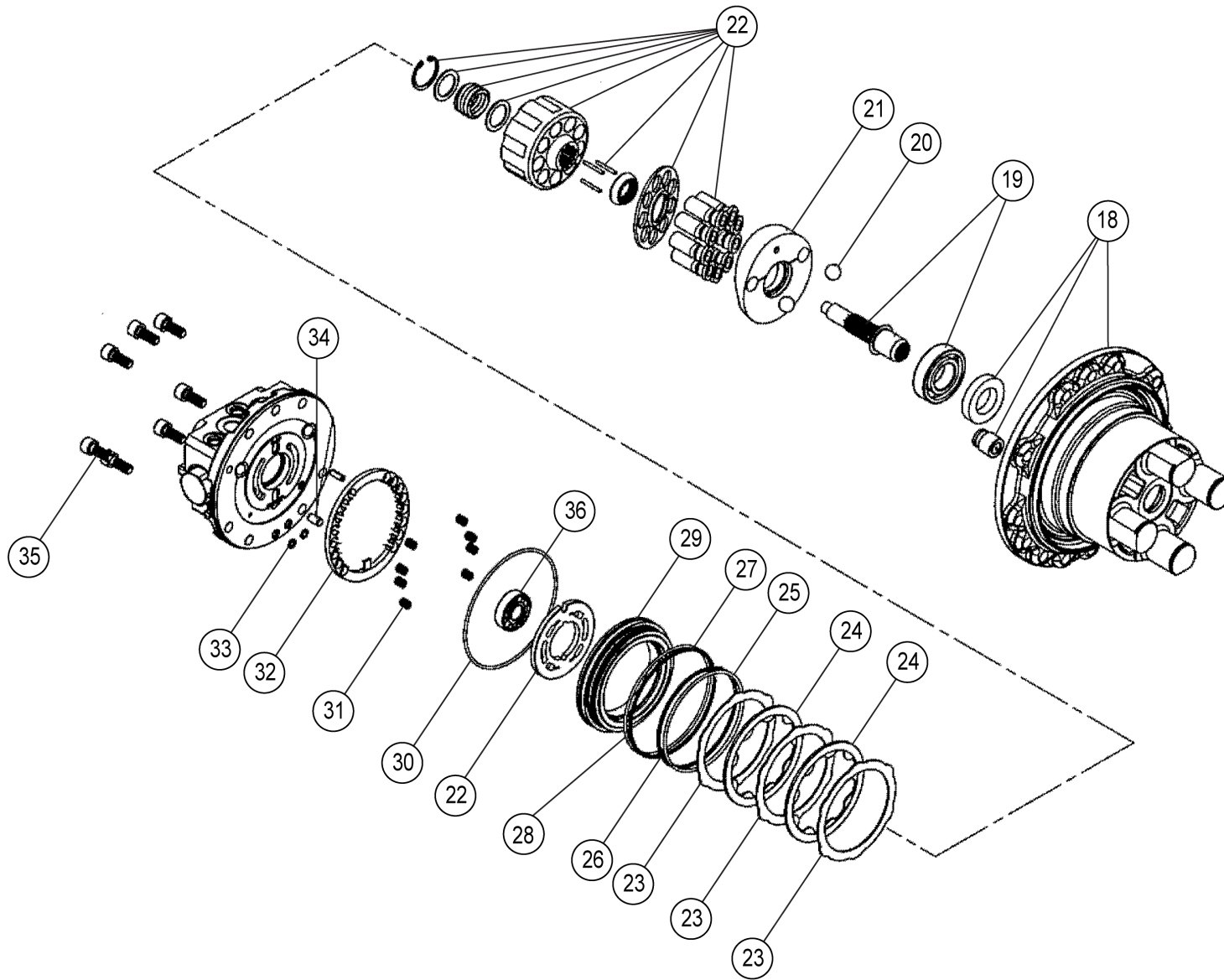
WHEN ORDERING PARTS, SPECIFY MODEL NUMBER, SERIAL NUMBER AND DESCRIPTION OF PARTS REQUIRED



WHEN ORDERING PARTS, SPECIFY MODEL NUMBER, SERIAL NUMBER AND DESCRIPTION OF PARTS REQUIRED

ITEM	PART NUMBER	DESCRIPTION	QUANTITY	NOTES
	C1078741	PHV-4B TRACK DRIVE MOTOR		
1	C1078768	BODY SUB ASSEMBLY KIT	1	
2	C1078770	SNAP RING	1	
3	C1078772	B1 GEAR KIT	1	
4	C1078773	SNAP RING	4	
5	C1078774	PLUG	2	
6	C1078775	PLUG	1	
7	C1078776	REDUCTION GEAR SEAL KIT	1	
8	C1078777	O SNAP RING	1	
9	C1078778	COVER	1	
10	C1078781	SLIDE RING	1	
11	C1078783	CARRIER 2 SUB ASSY KIT	1	
12	C1078784	S2 GEAR	1	
13	C1078786	S1 GEAR	1	
14	C1078788	THRUST WASHER	1	
15	C1078787	PLUG	2	
16	C1078789	HYDRAULIC MOTOR	1	
17	C1078791	FLOATING SEAT & O RING	2	

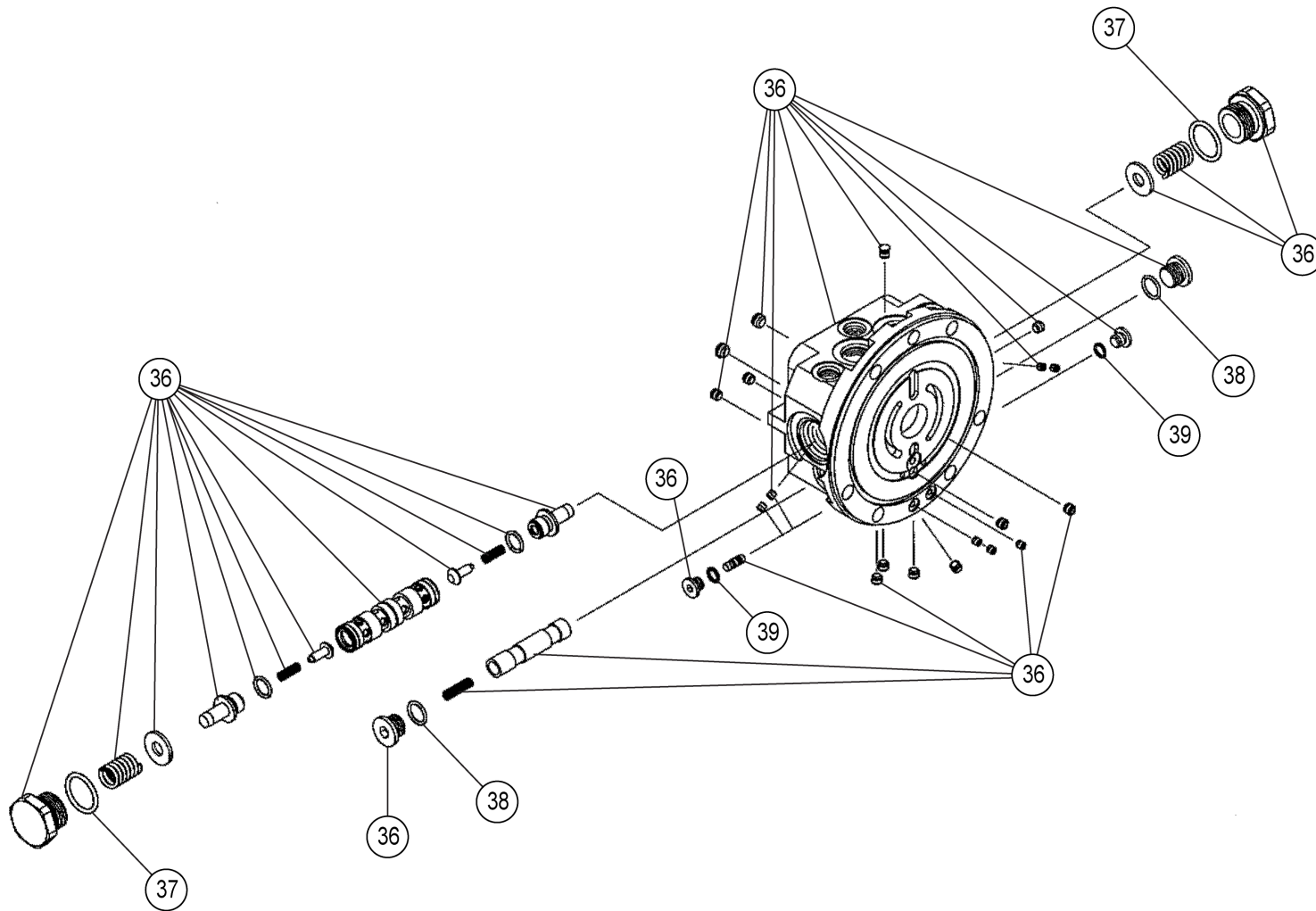
WHEN ORDERING PARTS, SPECIFY MODEL NUMBER, SERIAL NUMBER AND DESCRIPTION OF PARTS REQUIRED



WHEN ORDERING PARTS, SPECIFY MODEL NUMBER, SERIAL NUMBER AND DESCRIPTION OF PARTS REQUIRED

ITEM	PART NUMBER	DESCRIPTION	QUANTITY	NOTES
	C1078741	PHV-4B TRACK DRIVE MOTOR		
18	C1078794	BODY 2 SUB ASSY KIT	1	
19	C1078795	SHAFT SUB ASSY KIT	1	
20	C1078801	BALL	2	
21	C1078802	SWASH PLATE	1	
22	C1078800	CYLINDER BARREL SUB ASSY KIT	1	
23	C1078804	STEEL PLATE	3	
24	C1078806	DISC PLATE	2	
25	C1078823	O RING	1	
26	C1078824	BACK UP RING	1	
27	C1078825	O RING	1	
28	C1078826	BACK UP RING	1	
29	C1078827	BRAKE PISTON	1	
30	C1078828	O RING	1	
31	C1078829	SPRING B	8	
32	C1078830	RETAINER	1	
33	C1078831	O RING	2	
34	C1078832	PIN	1	
35	C1078833	SCREW	7	
36	C1078834	BODY 1 SUB ASSY KIT	1	Total 1 SET in PHV-4B TRACK DRIVE MOTOR

WHEN ORDERING PARTS, SPECIFY MODEL NUMBER, SERIAL NUMBER AND DESCRIPTION OF PARTS REQUIRED

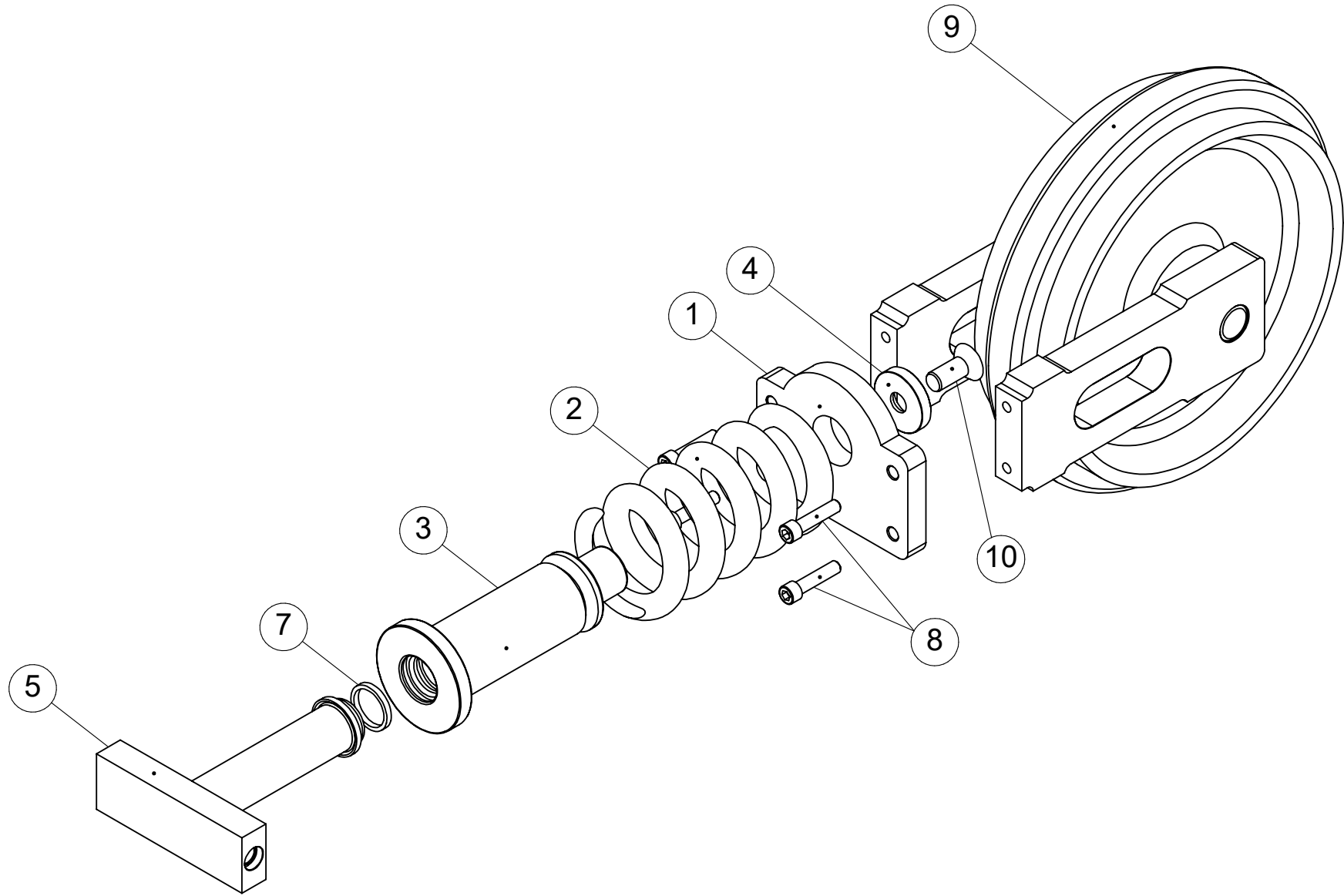


WHEN ORDERING PARTS, SPECIFY MODEL NUMBER, SERIAL NUMBER AND DESCRIPTION OF PARTS REQUIRED

ITEM	PART NUMBER	DESCRIPTION	QUANTITY	NOTES
	C1078741	PHV-4B TRACK DRIVE MOTOR		
37	C1078835	O RING	2	
38	C1078836	O RING	2	
39	C1078837	O RING	2	

WHEN ORDERING PARTS, SPECIFY MODEL NUMBER, SERIAL NUMBER AND DESCRIPTION OF PARTS REQUIRED

LARGE IDLER WHEEL ASSEMBLY



WHEN ORDERING PARTS, SPECIFY MODEL NUMBER, SERIAL NUMBER AND DESCRIPTION OF PARTS REQUIRED

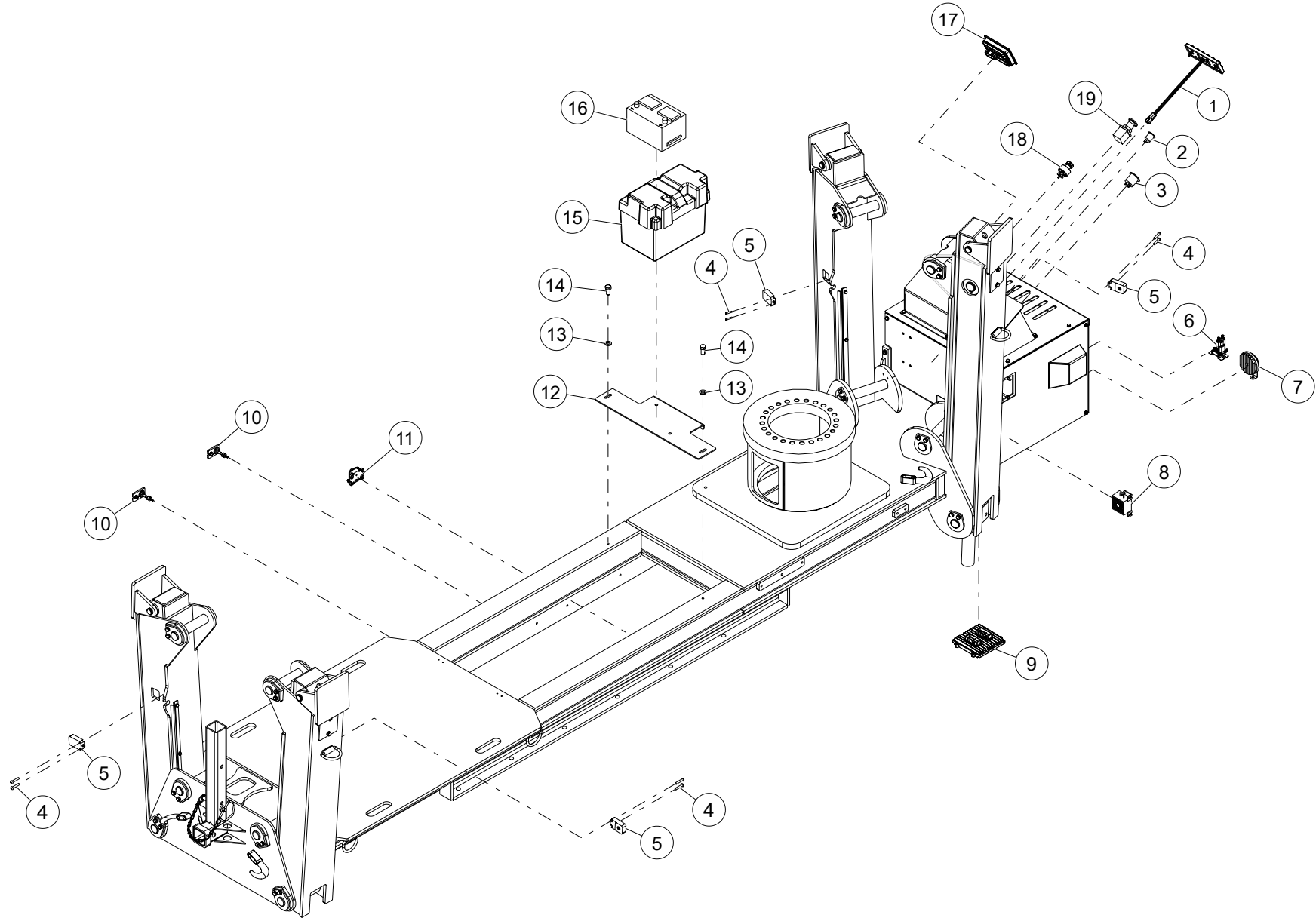
LARGE IDLER WHEEL ASSEMBLY

ITEM	PART NUMBER	DESCRIPTION	QUANTITY	NOTES
	C1078750	LARGE IDLER WHEEL ASSEMBLY		
1	C1078751	SPRING TENSIONING FLANGE	1	
2	C1078752	COMPRESSION SPRING	1	
3	C1078753	TENSION CYLINDER	1	
4	C1078754	CYLINDER END WASHER	1	
5	C1078755	TRACK TENSIONER	1	
6	C1078756	1 1/4 X 1 1/2 X 3/16 POLY U SEAL	1	
7	C1078757	ST- 150 WIPER	1	
8	C1078758	M10 X 35 SHCS	4	
9	C1078759	BERCO IDLER & BRACKET	1	
10	C1078760	5/8 X 1-1/4 FHCS	1	

WHEN ORDERING PARTS, SPECIFY MODEL NUMBER, SERIAL NUMBER AND DESCRIPTION OF PARTS REQUIRED

PAGE INTENTIONALLY LEFT BLANK

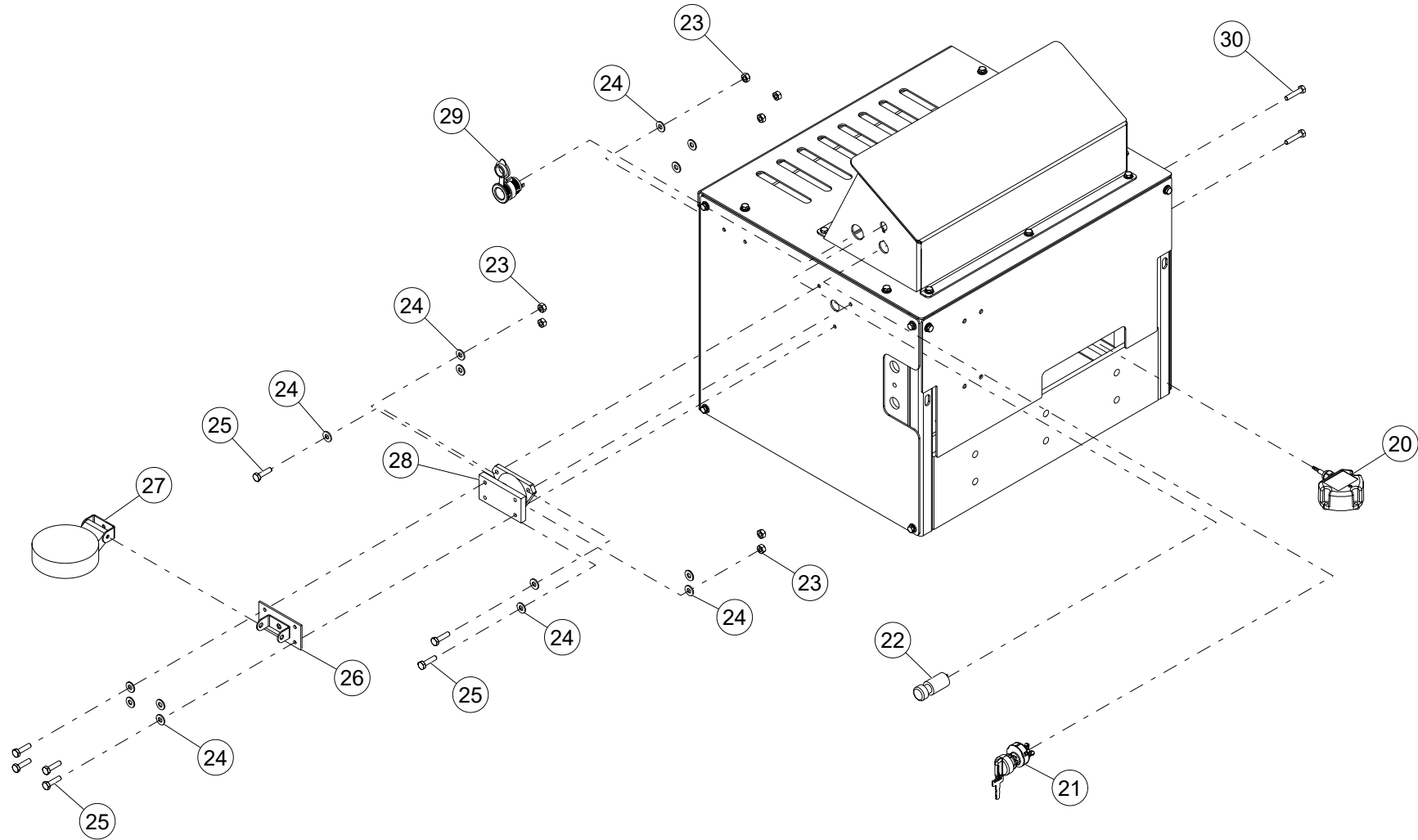
ELECTRICAL ASSEMBLY



WHEN ORDERING PARTS, SPECIFY MODEL NUMBER, SERIAL NUMBER AND DESCRIPTION OF PARTS REQUIRED

ITEM	PART NUMBER	DESCRIPTION	QUANTITY	NOTES
	C1069632	ELECTRICAL ASSEMBLY		
1	C1073337	HMI KEYPAD ASSEMBLY 2X6	1	
2	LK-ELE-113	ALARM	1	
3	C1055632	ALARM	1	
4	MS09-C190A00XZ1	MACHINE SCREW, 10-24 X 1 LEN, ZN, FULL THREAD	8	
5	C1082298	PROX SENSORS - OUTRIGGER BEAM -M12 CONNECTOR	4	
6	1042630	HIGH-CURRENT VEHICLE RELAY	1	
7	1042628	HORN	1	
8	1042118	AUDIBLE ALARM	1	
9	1027050	IQAN MC43 I/O	1	
10	1042632	PROX SENSOR ASSY	2	SEE PAGE 190
11	CB-185-150F	AUTOMOTIVE CIRCUIT BREAKERS	1	
12	C1080518	PLATE, BATTERY MOUNT	1	
13	WSH4-X3750008Z0	SPIRAL LOCK WASHER, 3/8, GR8, ZN	2	
14	HHCS-C3757508Z0	HEX HEAD CAP SCREW, 3/8-16 X 3/4 LEN, GR8, ZN	2	
15	LK-MEC-497	BATTERY BOX W/LID	1	
16	LK-ELE-244	BATTERY, RV / MARINE	1	
17	C1082247	DISPLAY 5" PARKER IQAN MD5-5	1	
18	1223-858	SWITCH, IGN. W/KEY	1	
19	LK-ELE-115	E-STOP, COMPLETE	1	

WHEN ORDERING PARTS, SPECIFY MODEL NUMBER, SERIAL NUMBER AND DESCRIPTION OF PARTS REQUIRED



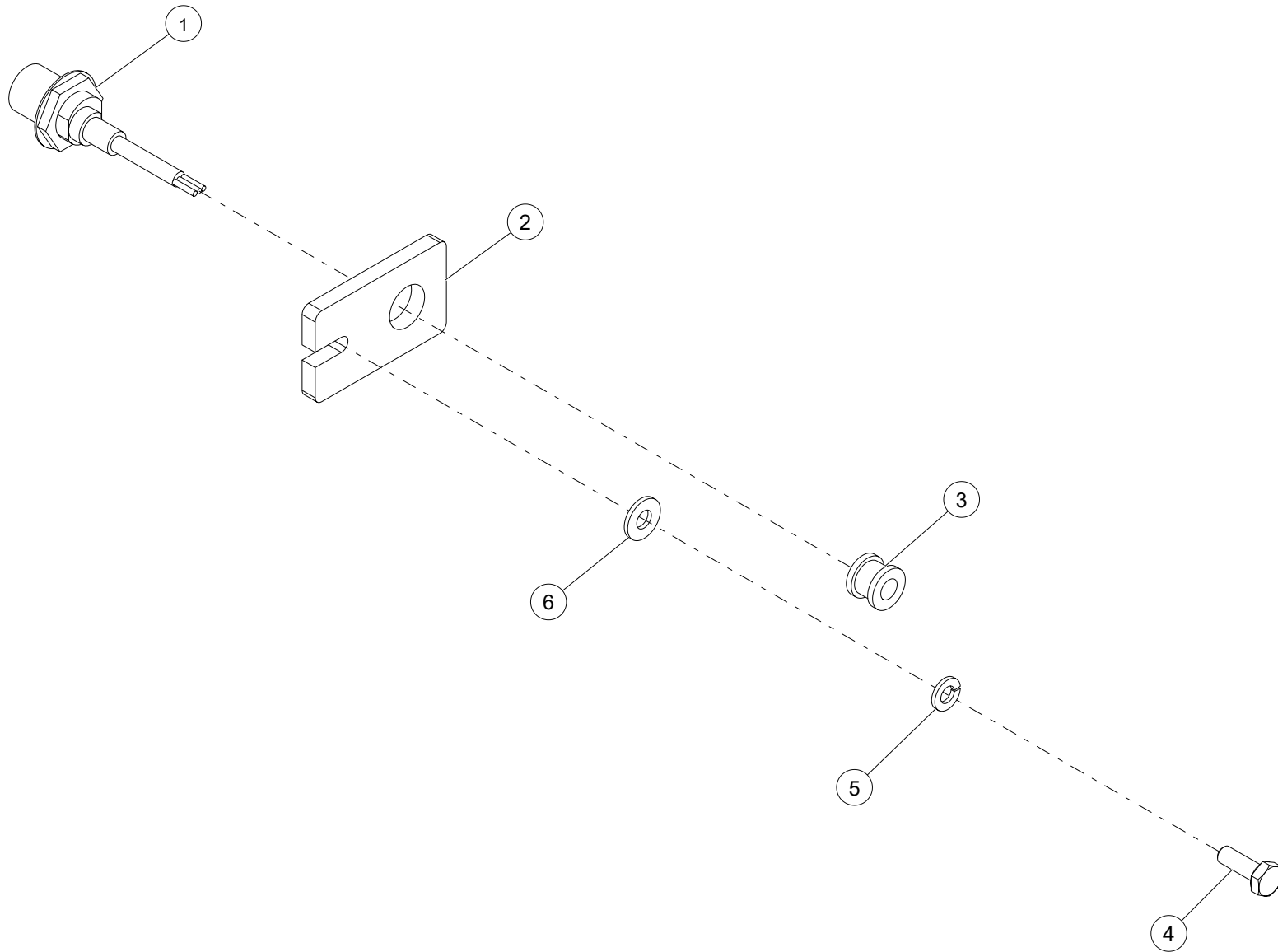
WHEN ORDERING PARTS, SPECIFY MODEL NUMBER, SERIAL NUMBER AND DESCRIPTION OF PARTS REQUIRED

ITEM	PART NUMBER	DESCRIPTION	QUANTITY	NOTES
	C1069632	ELECTRICAL ASSEMBLY		
20	1042110	LEVEL ANGLE SENSOR	1	
21	1042625	KEY SWITCH	1	
22	9216-03	ELECTRICAL, MOMENTARY PUSH BOTTON SWITCH	1	
23	NUT3-C2500008Z0	NYLON LOCK NUT, 1/4-20, GR8, ZN	7	
24	WSH1-X2500008Z0	WASHER, 1/4, GR8, ZN	14	
25	HHCS-C250A008Z0	HEX HEAD CAP SCREW, 1/4-20 X 1 LEN, GR8, ZN	7	
26	1042653	WORK LIGHT MNT ASM	1	
27	LK-ELE-010	LED WORKLIGHT, W/BRKT	1	
28	LK-MEC-404	WORK LIGHT SWIVEL MOUNT	1	
29	1042570	VEHICLE DC CONNECTOR	1	
30	HHCS-M06AM00QZ0	HEX HEAD CAP SCREW, M6 X 30 LEN, 10.9,	2	
31*	C1077790	35-48DR ASSEMBLY, RADIO REMOTE CONTROL AND RECIEVER	1	
32*	C1079301	ENGINE HARNESS FOR 35-48DR	1	
33*	C1079484	HARNESS, OUTBACK 35-48DR TURRET	1	
34*	C1079485	HARNESS, OUTBACK 35-48DR MAINFRAME	1	

*ITEM NOT SHOWN IN THE ILLUSTRATION

WHEN ORDERING PARTS, SPECIFY MODEL NUMBER, SERIAL NUMBER AND DESCRIPTION OF PARTS REQUIRED

PROX SENSOR ASSY



WHEN ORDERING PARTS, SPECIFY MODEL NUMBER, SERIAL NUMBER AND DESCRIPTION OF PARTS REQUIRED

PROX SENSOR ASSY

ITEM	PART NUMBER	DESCRIPTION	QUANTITY	NOTES
	1042632	PROX SENSOR ASSY		
1	C1060347	PROX SENSOR 30MM	1	
2	C1046599	SENSOR PLATE FOR M18X1 THREAD SENSOR	1	
3	1042649	WIRE GROMMET	1	
4	HHCS-C2507508Z0	HEX HEAD CAP SCREW, 1/4-20 X 3/4 LEN, GR8, ZN	1	
5	WSH4-X2500008Z0	SPIRAL LOCK WASHER, 1/4, GR8, ZN	1	
6	WSH2-X2500008Z0	SAE WASHER, 1/4, GR8, ZN	1	

WHEN ORDERING PARTS, SPECIFY MODEL NUMBER, SERIAL NUMBER AND DESCRIPTION OF PARTS REQUIRED

PAGE INTENTIONALLY LEFT BLANK

MANUALS

OUTBACK 35-48DR MANUALS PACKS OPTIONS



WHEN ORDERING PARTS, SPECIFY MODEL NUMBER, SERIAL NUMBER AND DESCRIPTION OF PARTS REQUIRED

OUTBACK 35-48DR MANUALS PACKS OPTIONS

ITEM	PART NUMBER	DESCRIPTION	QUANTITY	NOTES
	C1086037	OUTBACK 35-48DR MANUALS PACK, ENGLISH		
1	C1083668	OUTBACK 35-48DR OPERATOR'S MANUAL, ENGLISH	1	
2	C1083787	35-48DR PARTS MANUAL	1	
3	C1086035	SCANRECO TECH SPEC LK 35-48DR	1	
4	C1086036	35-48DR FLASHDRIVE- OPERATOR'S, PARTS, SHOP & SCHEMATICS, ENGLISH	1	

WHEN ORDERING PARTS, SPECIFY MODEL NUMBER, SERIAL NUMBER AND DESCRIPTION OF PARTS REQUIRED



www.loadkingmfg.com

OUTBACK 35-48DR PARTS MANUAL

Load King
7701 Independence Ave.
Kansas City, MO 64125
Parts: (816) 241- 8387
Service: (833) 281-7911
info@loadkingmfg.com