


LOAD KING



PARTS MANUAL OUTBACK OUTBACK 35-48D

REVA
AUGUST 2024

C1073144

WARNING: Operating, servicing and maintaining this equipment can expose you to chemicals including engine exhaust, carbon monoxide, phthalates, and lead, which are known to the State of California to cause cancer and birth defects or other reproductive harm. These chemicals can be emitted from or contained in other various parts and systems, fluids and some component wear by-products. To minimize exposure, avoid breathing exhaust, do not idle the engine except as necessary, service your equipment and vehicle in a well-ventilated area and wear gloves or wash your hands frequently when servicing your equipment or vehicle and after operation. For more information go to www.P65Warnings.ca.gov/passenger-vehicle.

Breathing diesel engine exhaust exposes you to chemicals known to the State of California to cause cancer and birth defects or other reproductive harm.

- Always start and operate the engine in a well-ventilated area.
- If in an enclosed area, vent the exhaust to the outside.
- Do not modify or tamper with the exhaust system.
- Do not idle the engine except as necessary.

For more information go to www.P65warnings.ca.gov/diesel.

Limited Product Warranty

Load King LLC provides a ONE (1) year limited warranty on the entire machine.

Load King LLC provides a TWO (2) year limited warranty on Load King manufactured components. (Parts built and manufactured by Load King only)

Products designed and manufactured by Load King, Incorporated, are warranted to be free from defects in material and workmanship at the time of initial delivery subject to the following provisions:

For one (1) year following initial delivery of the product, Load King will, at its option, repair or replace any part found by Load King to be defective in material or workmanship. The customer is obligated to contact Load King, Inc. prior to any work being performed on equipment. A completed Load King Warranty Claim Form is required within thirty (30) days of the date of failure of any warranted part. Load King will inspect defective parts for approval prior to issuing credit to the customer. Defective parts shall be shipped to the factory pre-paid motor freight or UPS within 30 days of failure of any warranted part if factory requests return of said parts.

The Load King limited warranty does not cover: (a) products which have not been operated and maintained in accordance with Load King operators and maintenance schedules, programs, or bulletins; (b) products which have not been mounted in accordance with Load King installation procedures; (c) products not manufactured by Load King which are supplied by Load King (d) products which are repaired without using original Load King parts; or (e) transportation or delivery to a Load King service facility or the customer's location.

The battery, generator, hydraulic components, electrical components, drive motors, and or other parts/equipment, but not limited to, not manufactured by Load King is subject to warranty guidelines set forth by the respective manufacturers and their allowed warranty period. Such warranties shall be handled direct through the respective manufacturer or one of its distributors.

This warranty is in lieu of any other warranties, express or implied. There is no warranty of merchantability or fitness for a particular purpose, nor is there any other warranty, express or implied, except as specifically stated herein. No associate, agent or representative of Load King is authorized to extend any warranty on Load King's behalf. Load King shall in no event be liable for any special, indirect, or consequential damages or claims of any third party against the Customer.

WARRANTY CLAIMS WILL NOT BE PROCESSED UNLESS THERE HAS BEEN PRIOR APPROVAL FROM THE FACTORY FOR THE REPAIR WORK THAT IS TO BE PERFORMED. (THIS EXCLUDES TRAVEL TIME AND OR MILEAGE WHICH IS NOT ALLOWED OR COVERED UNDER THE LOAD KING LIMITED WARRANTY.) NO EXCEPTIONS WILL BE MADE.

INSTRUCTIONS FOR ORDERING PARTS

When ordering parts, contact your nearest Load King distributor and give the following information to assure prompt service:

MACHINE IDENTIFICATION:

The serial number is shown on a plate on the outside front of the operator's console for convenient access.

PART IDENTIFICATION:

State the part number, description and quantity required. Do not use the item number. Avoid using the words "pairs" or "sets".

SHIPPING INSTRUCTIONS:

State the invoicing address. Unless otherwise specified, invoices will be mailed to the shipping address.

State the correct shipping address and the means of shipment: parcel post, air mail, air freight, UPS, bus, etc.

Load King
7701 Independence Ave,
Kansas City, MO 64125
Parts: (816) 241- 8387
Service: (833) 281-7911
info@loadkingmfg.com

SERIAL NO./MODEL	<input type="text"/>	DATE OF MANUFACTURE	<input type="text"/>		
THE RATED PLATFORM CAPACITY IS	<input type="text"/> LBS	OR	<input type="text"/> KG	NUMBER OF PLATFORMS	<input type="text"/>
THE MINIMUM PLATFORM HEIGHT IS	<input type="text"/> FT	OR	<input type="text"/> M		
THE ELECTRICAL SYSTEM VOLTAGE IS	<input type="text"/> VDC	THE HYDRAULICS SYSTEM PRESSURE IS	<input type="text"/> PSI	OR	<input type="text"/> KG/CM ²
THE MAXIMUM AMBIENT OPERATING TEMPERATURE IS	<input type="text"/> F	OR	<input type="text"/> C		
THE BOOM IS	<input type="checkbox"/> NON-INSULATED	<input type="checkbox"/> INSULATED	THE DESIGN VOLTAGE IS	<input type="text"/>	
THE DIELECTRIC RATING IS CATEGORY	<input type="text"/>	WITH A RATED LINE VOLTAGE OF	<input type="text"/>		
A CHASSIS INSULATION SYSTEM IS INSTALLED	<input type="checkbox"/> YES	<input type="checkbox"/> NO	DATE OF QUALIFICATION TEST	<input type="text"/>	
A MATERIAL HANDLING ATTACHMENT IS INSTALLED	<input type="checkbox"/> YES	<input type="checkbox"/> NO			
OUTRIGGERS ARE REQUIRED FOR STABILITY	<input type="checkbox"/> YES	<input type="checkbox"/> NO	DATE OF STABILITY TEST	<input type="text"/>	
MINIMUM VEHICLE WEIGHT FOR STABILITY	<input type="text"/> LBS	OR	<input type="text"/> KG		
UNIT INSTALLED BY	<input type="text"/>				

OPERATING INSTRUCTIONS

BEFORE OPERATING THIS AERIAL DEVICE, READ AND UNDERSTAND ALL OPERATING AND SAFETY INFORMATION IN THE MANUAL AND ALL INFORMATION ON THIS PLACARD.

1. ALWAYS PARK VEHICLE AS NEARLY LEVEL AS POSSIBLE.
2. WHEN WORKING ON A SLOPE, DRIVE INTO OR BACK INTO POSITION.
3. DO NOT OPERATE THIS AERIAL DEVICE ON A SLOPE GREATER THAN 5°.
4. INSPECT THIS AERIAL DEVICE FOR VISIBLE DEFECTS OR LOOSE OBJECTS.
5. INSPECT INSULATED BOOM AND OTHER INSULATED MATERIAL FOR CLEANLINESS.
6. SET VEHICLE PARKING BRAKE AND CHOCK WHEELS.
7. ENGAGE HYDRAULICS POWER SOURCE.
8. EXTEND OUTRIGGERS, IF SO EQUIPPED, TO A SOLID FOOTING.
9. RAISE BOOM SUFFICIENTLY TO CLEAR OBSTRUCTIONS ON TRUCK BEFORE ROTATING.
10. OPERATING ALL HYDRAULICS CONTROLS SLOWLY AND DELIBERATELY FOR SMOOTH PLATFORM MOTION.
11. WHEN CHANGING THE DIRECTION OF ROTATION, COME TO A FULL STOP, THEN REVERSE CONTROL.

THIS AERIAL DEVICE, AS MANUFACTURED, MEETS OR EXCEEDS ALL APPLICABLE ANSI AND OSHA REQUIREMENTS

OUTBACK

7701 Independence Ave,
Kansas City, MO 64125,
United States

C1064233-REVB

USING THIS PARTS BOOK

This Parts Manual has been designed for optimum ease of reading and is the key to Customer-Distributor-Factory communication. Genuine replacement parts, along with interchangeable product improvements as they become available, will keep your machine in a reliable and productive condition.

Use this manual as a supplement to the Operator's Manual when performing service procedures on the machine.

EXPLODED VIEW ILLUSTRATIONS show the relationship of assembled parts. The illustrations are keyed to an accompanying parts list on the same page or on the facing page and are positioned for ease in reading the manual.



IMPORTANT

This manual lists serviceable parts for every machine built of this model designation. Serial numbers are used to identify parts when a product improvement is made or an alternate component is used. It is important to know the serial number of the machine before searching for replacement parts.

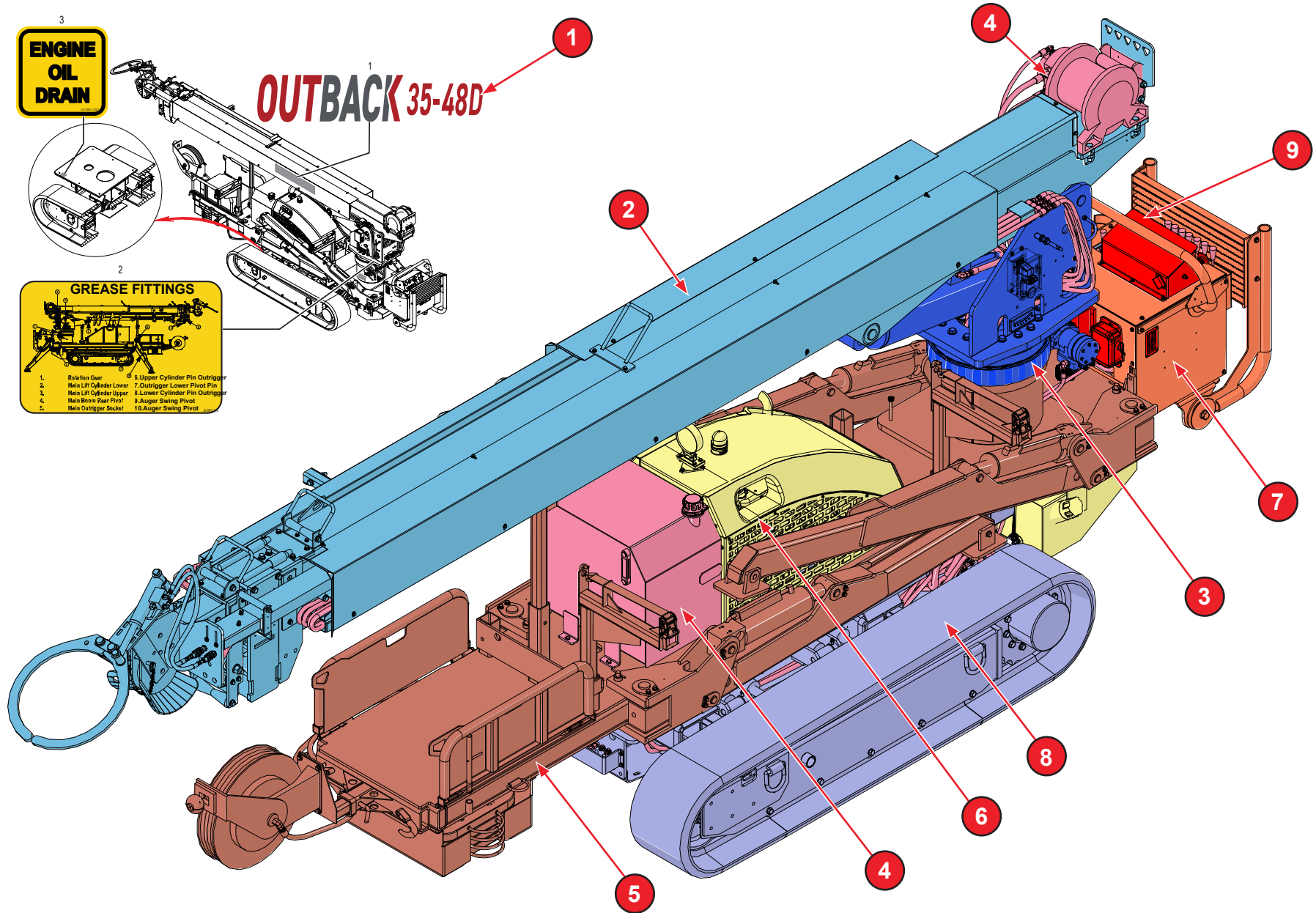
TABLE OF CONTENTS

OUTBACK OVERVIEW	9	SLAB ASSEMBLY	153
OUTBACK OVERVIEW	10	SLAB ASSEMBLY WITH OUTRIGGERS	154
DECALS	13	POLE CARRIER ASSEMBLY	160
OUTBACK 35-48D DECAL KIT	14	LEFT REAR OUTRIGGER ASM	162
BOOM ASSEMBLY	35	RIGHT REAR OUTRIGGER ASM	164
COMPLETE BOOM ASSEMBLY - MINI DIGGER	36	LEFT FRONT OUTRIGGER ASM	166
MAIN BOOM ASSEMBLY	38	RIGHT FRONT OUTRIGGER ASM	168
SECONDARY BOOM ASSEMBLY	50	HOSE REEL WITH BRACKET ASSEMBLY	170
FIBERGLASS FLOATING TUBE GUIDE	60	ENGINE INSTALLATION	173
AUGER HANGER ASSEMBLY	62	ENGINE INSTALLATION	174
FIBERGLASS BOOM ASM, W/WEAR PADS	64	ENGINE COVER ASSEMBLY	176
SHIMLESS SHEEVE HEAD	70	VALVE FRAME ASSEMBLY	181
BOOM TIP OPTIONS	72	VALVE FRAME ASSEMBLY	182
STANDARD POLE CLAW ASSEMBLY	74	TUBULAR STEP ASSEMBLY	188
SINGLE BUCKET ARM INSTALLATION	76	TRACKS	191
SINGLE BUCKET ARM ADAPTER	78	TRACK ASSEMBLY	192
COMPLETE BUCKET ASSEMBLY	80	TRACK DRIVE KIT	198
BUCKET HANGER ASSEMBLY	82	PHV-4B TRACK DRIVE MOTOR	200
BRAKE W/HANDLE ASSEMBLY	84	DRIVE MOTOR KIT PARTS	206
CAN HANDLER WINCH INSTALLATION	86	LARGE IDLER WHEEL ASSEMBLY	210
CAN HANDLER WINCH ASSEMBLY	88	ELECTRICAL ASSEMBLY	213
CAN HANDLER JIB ARM	90	ELECTRICAL ASSEMBLY MINI DIGGER	214
DUAL BUCKET 300 LBS INSTALLATION	92	DOG HOUSE ASSEMBLY	220
DUAL BUCKET ADAPTER	94	PROX SENSOR ASSEMBLY	224
TRANSFORMER MATERIAL HANDLING JIB INSTALLATION	96	MANUALS	227
MATERIAL HANDLER JIB W/HOLDER	98	OUTBACK 35-48D MANUAL PACKS OPTIONS	228
MATERIAL HANDLER JIB	100		
JIB HOLDER ASSEMBLY	102		
OPTIONS, AUGER DRIVE ASSEMBLIES	104		
AUGER DRIVE ASSEMBLY	106		
AUGER DRIVE ASSEMBLY (DINAMIC OIL)	108		
TURRET	111		
TURRET ASSEMBLY	112		
ELECTRICAL BOX ASSEMBLY	116		
SLEW BEARING AND MOTOR	118		
HYDRAULICS	121		
UPPER HYDRAULIC ASSEMBLY	122		
LOWER HYDRAULIC ASSEMBLY	134		

PAGE INTENTIONALLY LEFT BLANK

OUTBACK OVERVIEW

OUTBACK OVERVIEW



WHEN ORDERING PARTS, SPECIFY MODEL NUMBER, SERIAL NUMBER AND DESCRIPTION OF PARTS REQUIRED

OUTBACK OVERVIEW

35-48D OUTBACK OVERVIEW

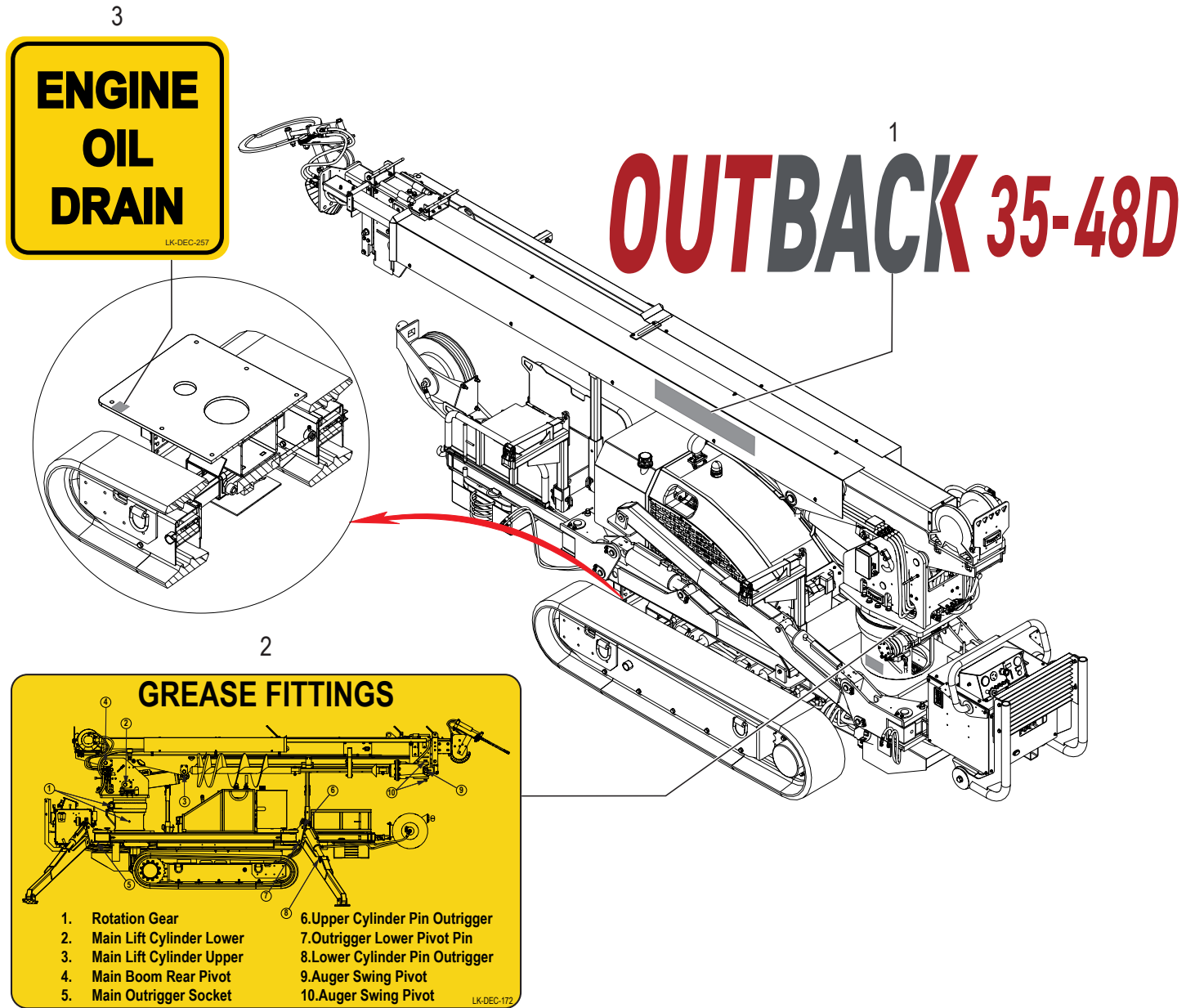
- 1 DECALS
- 2 BOOM ASSEMBLY
- 3 TURRET
- 4 HYDRAULICS
- 5 SLAB ASSEMBLY
- 6 ENGINE INSTALLATION
- 7 VALVE FRAME ASSEMBLY
- 8 TRACKS
- 9 ELECTRICAL ASSEMBLY
- 10* MANUALS

* ITEM NOT SHOWN IN THE ILLUSTRATION

WHEN ORDERING PARTS, SPECIFY MODEL NUMBER, SERIAL NUMBER AND DESCRIPTION OF PARTS REQUIRED

PAGE INTENTIONALLY LEFT BLANK

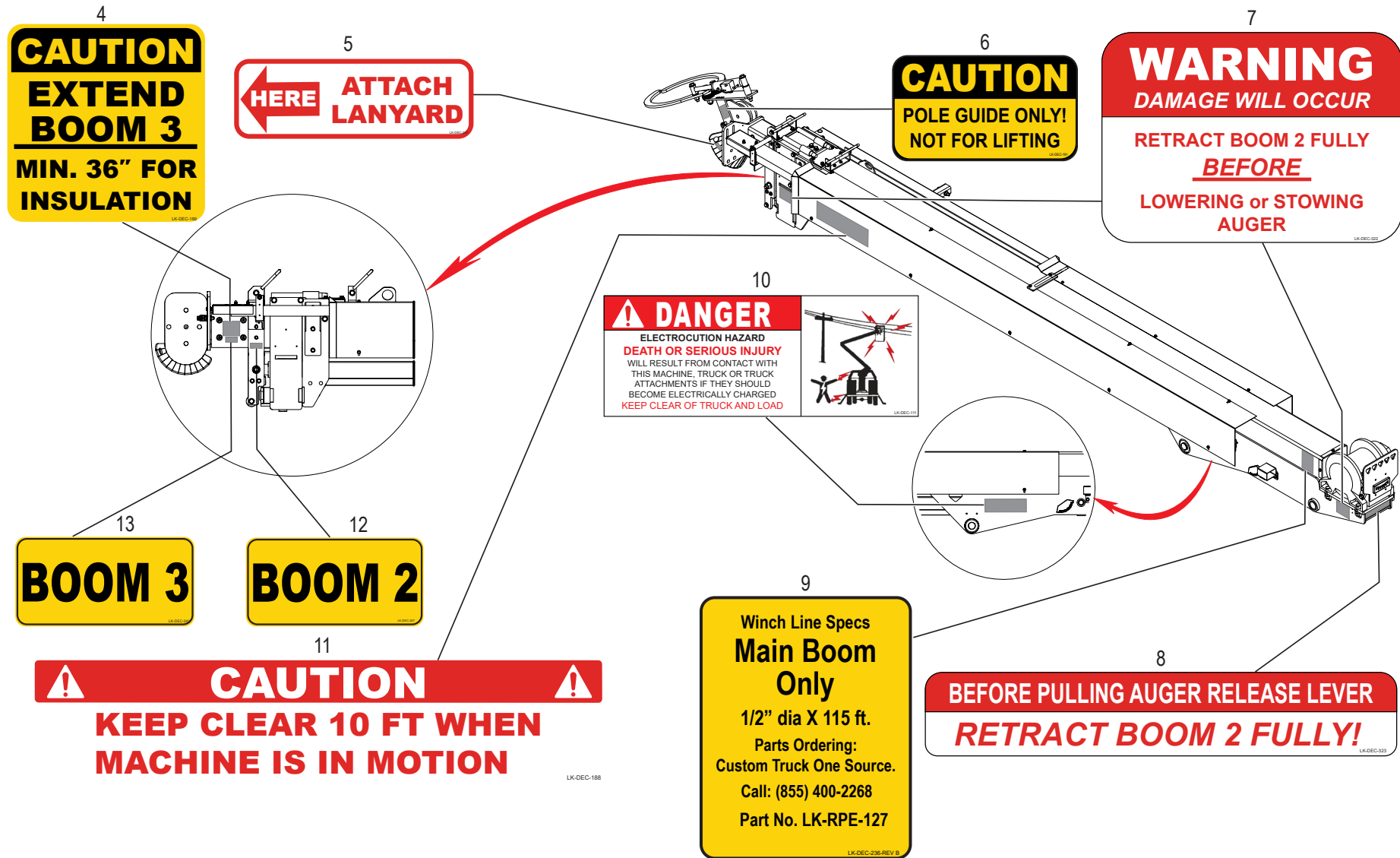
DECALS



WHEN ORDERING PARTS, SPECIFY MODEL NUMBER, SERIAL NUMBER AND DESCRIPTION OF PARTS REQUIRED

ITEM	PART NUMBER	DESCRIPTION	QUANTITY	NOTES
	C1057029	OUTBACK 35-48D DECAL KIT		
1	LK-DEC-331	LOW (BOOM DECAL)	1	Total 2 in OUTBACK 35-48D DECAL KIT
2	LK-DEC-172	GREASE FITTING CHART	1	
3	LK-DEC-257	ENGINE OIL DRAIN (2 X 2 YELLOW/BLACK) NEW DECAL	1	

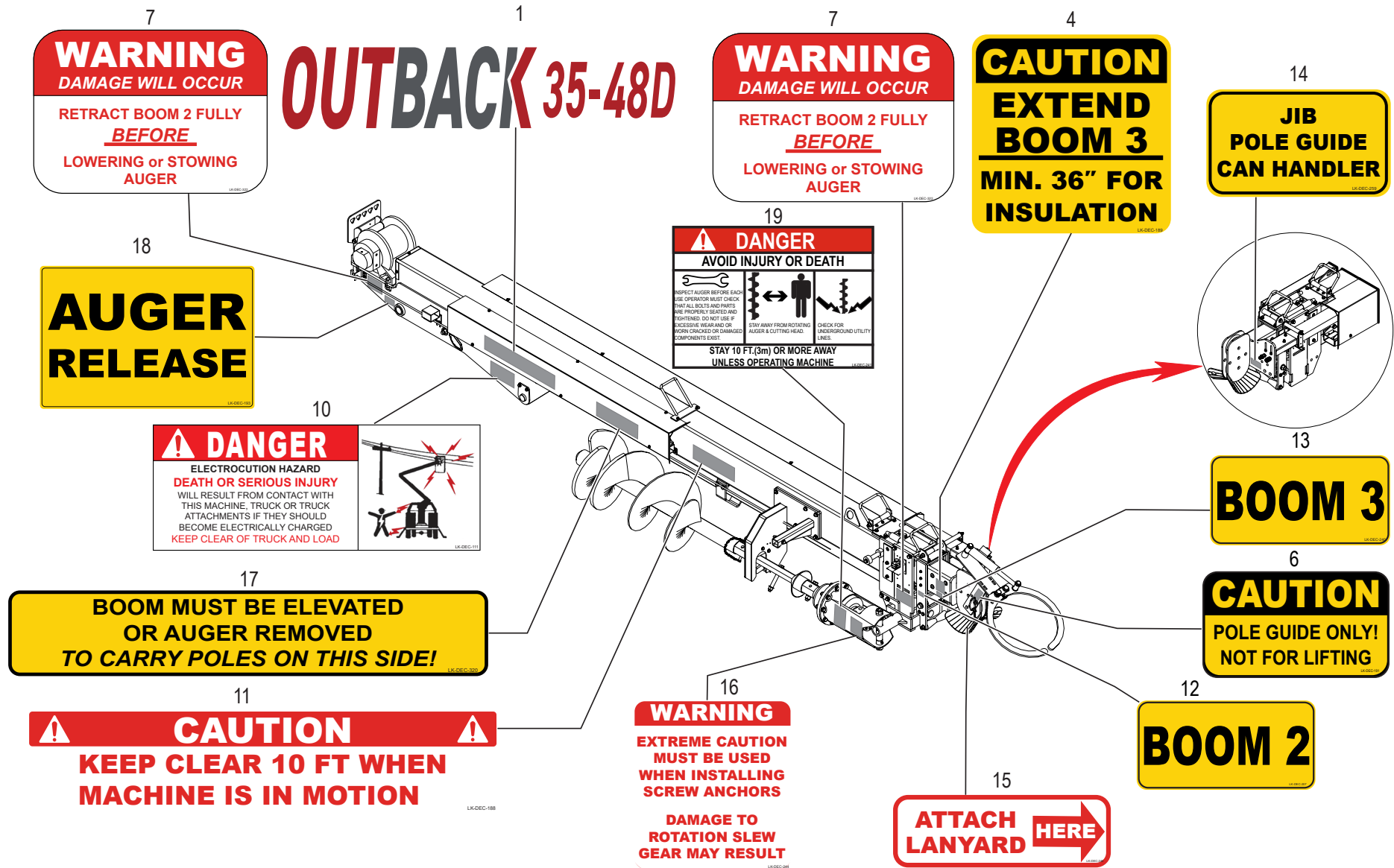
WHEN ORDERING PARTS, SPECIFY MODEL NUMBER, SERIAL NUMBER AND DESCRIPTION OF PARTS REQUIRED



WHEN ORDERING PARTS, SPECIFY MODEL NUMBER, SERIAL NUMBER AND DESCRIPTION OF PARTS REQUIRED

ITEM	PART NUMBER	DESCRIPTION	QUANTITY	NOTES
	C1057029	OUTBACK 35-48D DECAL KIT		
4	LK-DEC-189	EXTEND BOOM 3 MIN 36 IN. FOR INSULATION	1	Total 3 in OUTBACK 35-48D DECAL KIT
5	LK-DEC-247	ATTACH LANYARD HERE (1" X 3" RED AND WHITE)	1	
6	LK-DEC-191	CAUTION POLE GUIDE ONLY NOT FOR LIFTING	1	Total 3 in OUTBACK 35-48D DECAL KIT
7	LK-DEC-322	WARNING DAMAGE WILL OCCUR RETRACT BOOM 2	1	Total 4 in OUTBACK 35-48D DECAL KIT
8	LK-DEC-323	BEFORE PULLING AUGER RELEASE LEVER RETRACT BOOM 2	1	
9	LK-DEC-236	MAIN BOOM ONLY WINCH LINE SPECS	1	
10	LK-DEC-111	DANGER ELECTROCUTION HAZARD	1	Total 2 in OUTBACK 35-48D DECAL KIT
11	LK-DEC-188	CAUTION KEEP CLEAR 10FT. WHEN MACHINE IS IN MOTION	1	Total 2 in OUTBACK 35-48D DECAL KIT
12	LK-DEC-207	BOOM 2	1	Total 2 in OUTBACK 35-48D DECAL KIT
13	LK-DEC-240	BOOM 3	1	Total 2 in OUTBACK 35-48D DECAL KIT

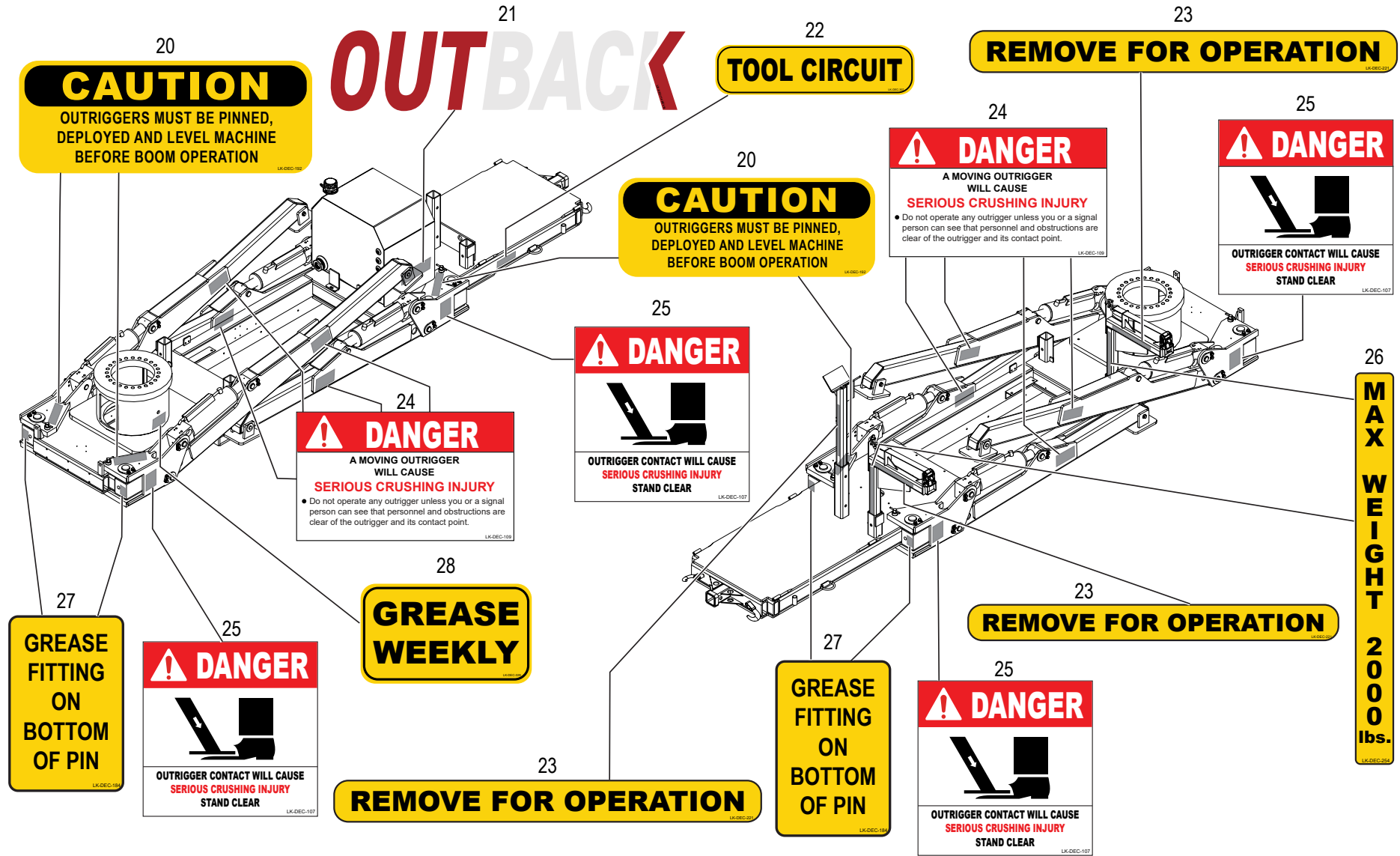
WHEN ORDERING PARTS, SPECIFY MODEL NUMBER, SERIAL NUMBER AND DESCRIPTION OF PARTS REQUIRED



WHEN ORDERING PARTS, SPECIFY MODEL NUMBER, SERIAL NUMBER AND DESCRIPTION OF PARTS REQUIRED

ITEM	PART NUMBER	DESCRIPTION	QUANTITY	NOTES
	C1057029	OUTBACK 35-48D DECAL KIT		
14	LK-DEC-259	JIB/CAN HANDLER/POLE GUIDE	1	
15	LK-DEC-246	ATTACH LANYARD HERE (1" X 3" RED AND WHITE)	1	
16	LK-DEC-244	WARNING EXTREME CAUTION MUST BE USED WHEN INSTALLING SCREW ANCHORS	1	
17	LK-DEC-320	BOOM MUST BE ELEVATED OR AUGER REMOVED TO CARRY POLES ON THIS SIDE!	1	
18	LK-DEC-193	AUGER RELEASE	1	
19	LK-DEC-241	JEFFEREY MACHINE AUGER DECAL	1	

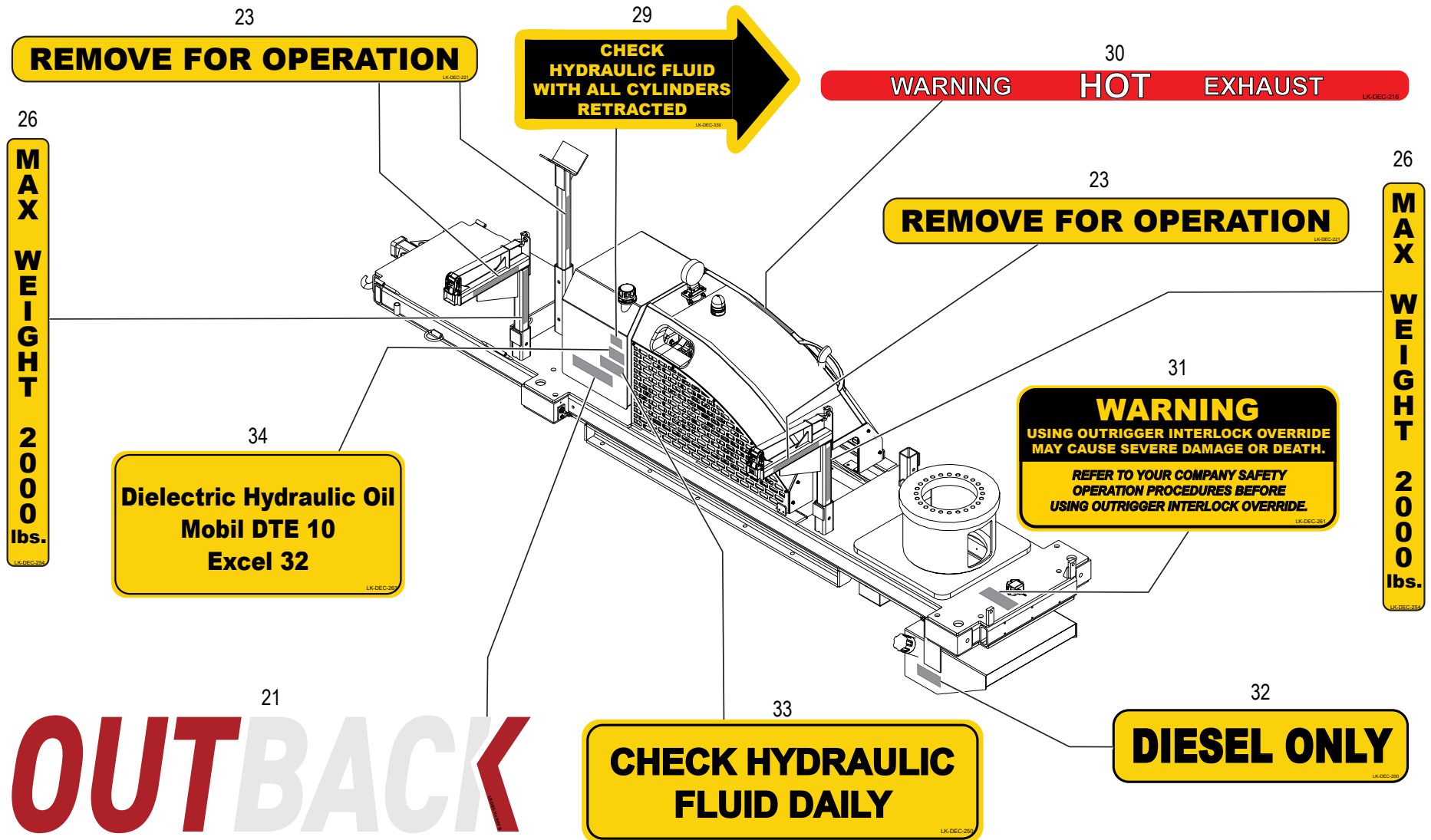
WHEN ORDERING PARTS, SPECIFY MODEL NUMBER, SERIAL NUMBER AND DESCRIPTION OF PARTS REQUIRED



WHEN ORDERING PARTS, SPECIFY MODEL NUMBER, SERIAL NUMBER AND DESCRIPTION OF PARTS REQUIRED

ITEM	PART NUMBER	DESCRIPTION	QUANTITY	NOTES
	C1057029	OUTBACK 35-48D DECAL KIT		
20	LK-DEC-192	CAUTION OUTRIGGERS MUST BE PINNED FOR BOOM OPERATION	4	
21	LK-DEC-114	OUTBACK LOGO	1	Total 2 in OUTBACK 35-48D DECAL KIT
22	LK-DEC-307	TOOL CIRCUIT	1	Total 2 in OUTBACK 35-48D DECAL KIT
23	LK-DEC-221	REMOVE FOR OPERATION (SMALLER YELLOW & BLACK)	3	Total 6 in OUTBACK 35-48D DECAL KIT
24	LK-DEC-109	DANGER A MOVING OUTRIGGER	8	
25	LK-DEC-107	DANGER OUTRIGGER CONTACT WILL CAUSE	4	
26	LK-DEC-254	MAX WEIGHT 2000 LBS. (VERTICAL YELLOW & BLACK)	2	Total 4 in OUTBACK 35-48D DECAL KIT
27	LK-DEC-184	GREASE FITTING ON BOTTOM OF PIN	4	
28	LK-DEC-329	GREASE WEEKLY	1	

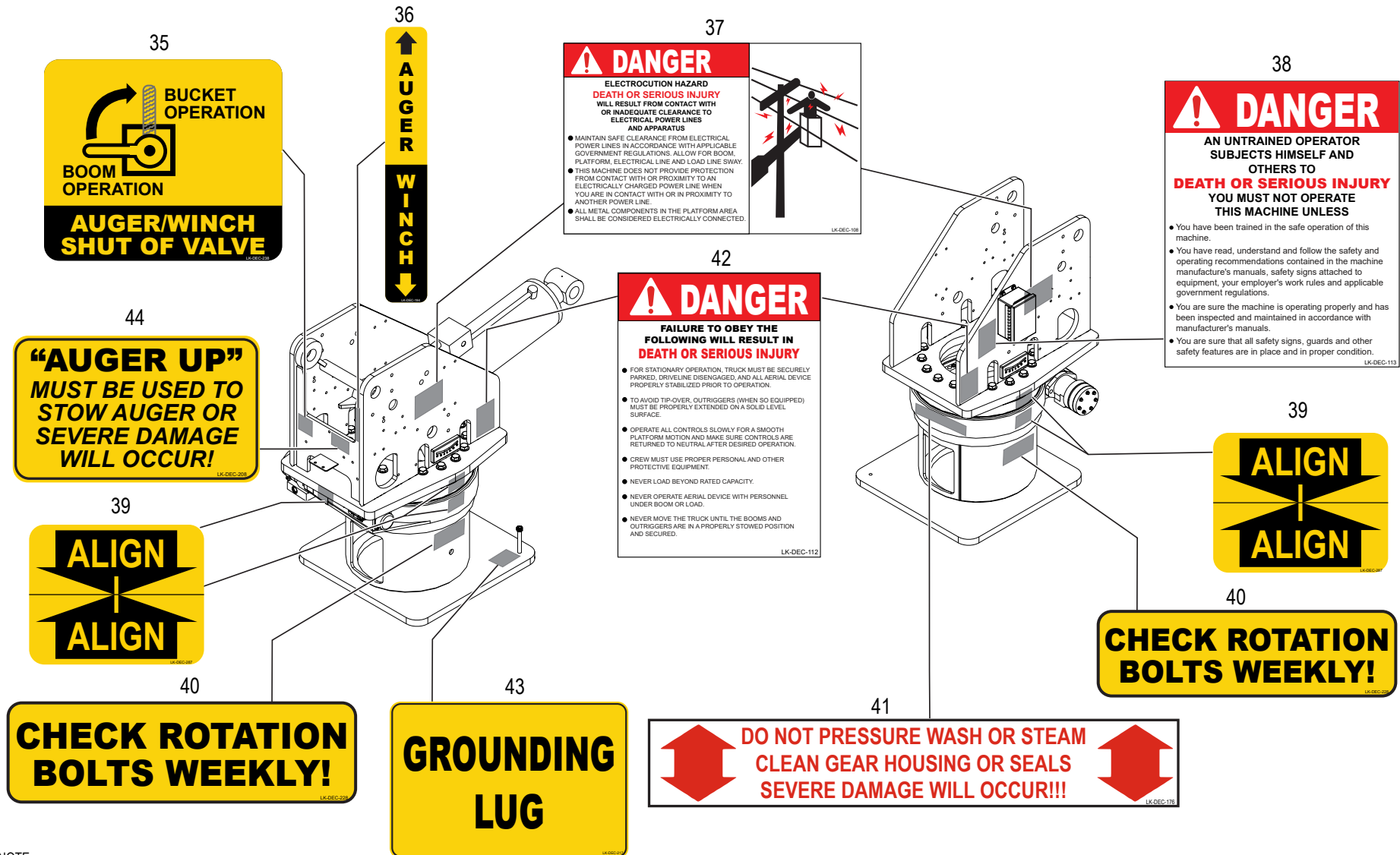
WHEN ORDERING PARTS, SPECIFY MODEL NUMBER, SERIAL NUMBER AND DESCRIPTION OF PARTS REQUIRED



WHEN ORDERING PARTS, SPECIFY MODEL NUMBER, SERIAL NUMBER AND DESCRIPTION OF PARTS REQUIRED

ITEM	PART NUMBER	DESCRIPTION	QUANTITY	NOTES
	C1057029	OUTBACK 35-48D DECAL KIT		
29	LK-DEC-330	CHECK HYDRAULIC FLUID WITH ALL CYLINDERS RETRACTED	1	
30	LK-DEC-216	CAUTION HOT EXHAUST	1	
31	LK-DEC-261	WARNING USING OUTRIGGER OVERRIDE MAY CAUSE (LG)	1	
32	LK-DEC-200	DIESEL ONLY	1	
33	LK-DEC-250	CHECK HYDRAULIC FLUID DAILY	1	
34	LK-DEC-263	DIELECTRIC HYDRAULIC OIL MOBILE DTE 10	1	

WHEN ORDERING PARTS, SPECIFY MODEL NUMBER, SERIAL NUMBER AND DESCRIPTION OF PARTS REQUIRED

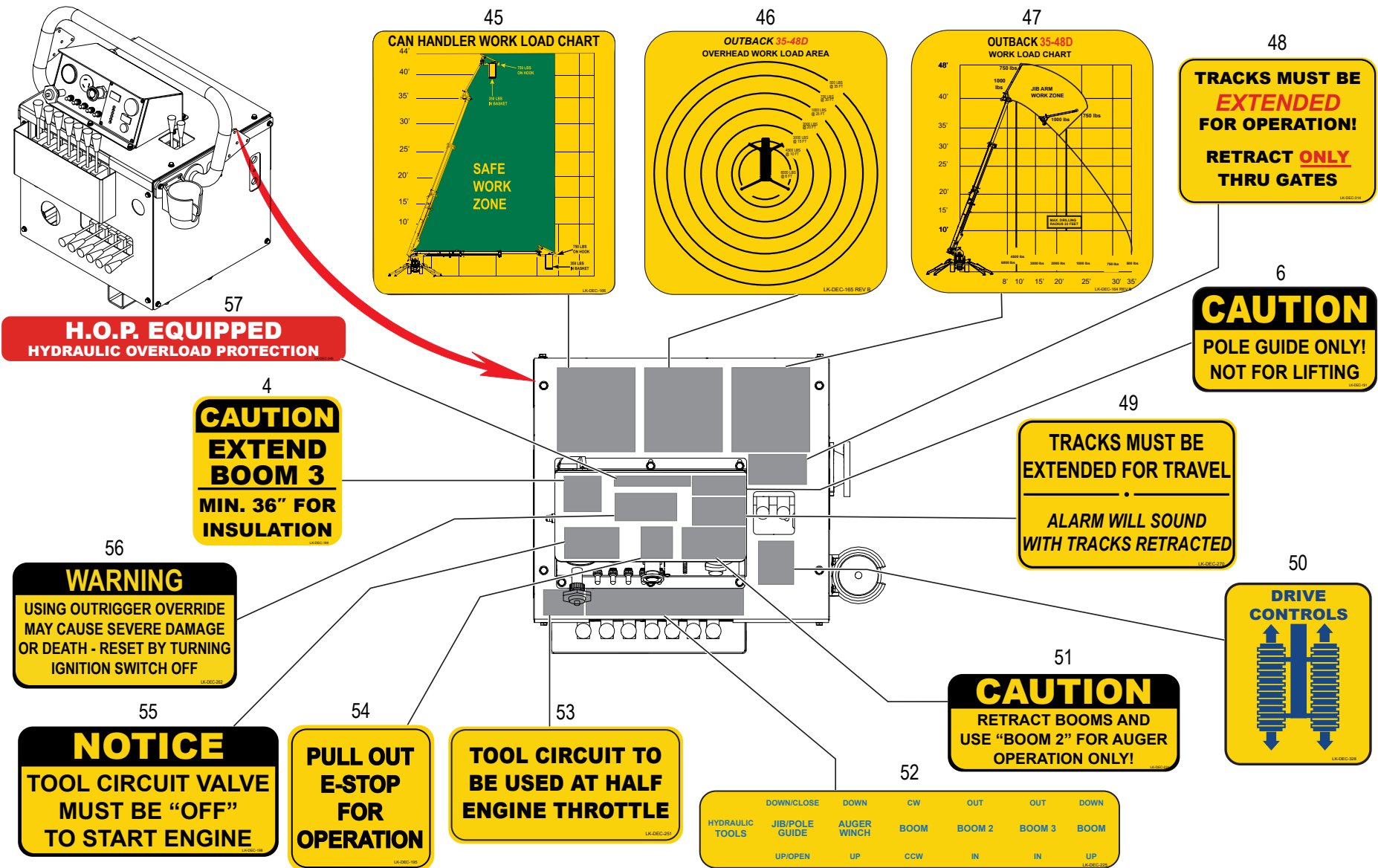


NOTE:
1. DIVIDE THE ITEM 39 DECAL INTO TWO PIECES.

WHEN ORDERING PARTS, SPECIFY MODEL NUMBER, SERIAL NUMBER AND DESCRIPTION OF PARTS REQUIRED

ITEM	PART NUMBER	DESCRIPTION	QUANTITY	NOTES
	C1057029	OUTBACK 35-48D DECAL KIT		
35	LK-DEC-238	AUGER/WINCH SHUT OFF	1	
36	LK-DEC-194	AUGER/WINCH	1	
37	LK-DEC-108	DANGER ELECTROCUTION HAZARD	2	Total 4 in OUTBACK 35-48D DECAL KIT
38	LK-DEC-113	AN UNTRAINED OPERATOR SUBJECTS HIMSELF AND OTHERS	1	Total 3 in OUTBACK 35-48D DECAL KIT
39	LK-DEC-287	STOW ALIGN	3	
40	LK-DEC-228	CHECK ROTATION BOLTS WEEKLY	2	
41	LK-DEC-176	DO NOT PRESSURE WASH OR STEAM	1	
42	LK-DEC-112	DANGER FAILURE TO OBEY	2	Total 4 in OUTBACK 35-48D DECAL KIT
43	LK-DEC-217	GROUNDING LUG	1	
44	LK-DEC-208	AUGER UP MUST BE USED TO STOW AUGER OR SEVERE DAMAGE WILL OCCUR!	1	

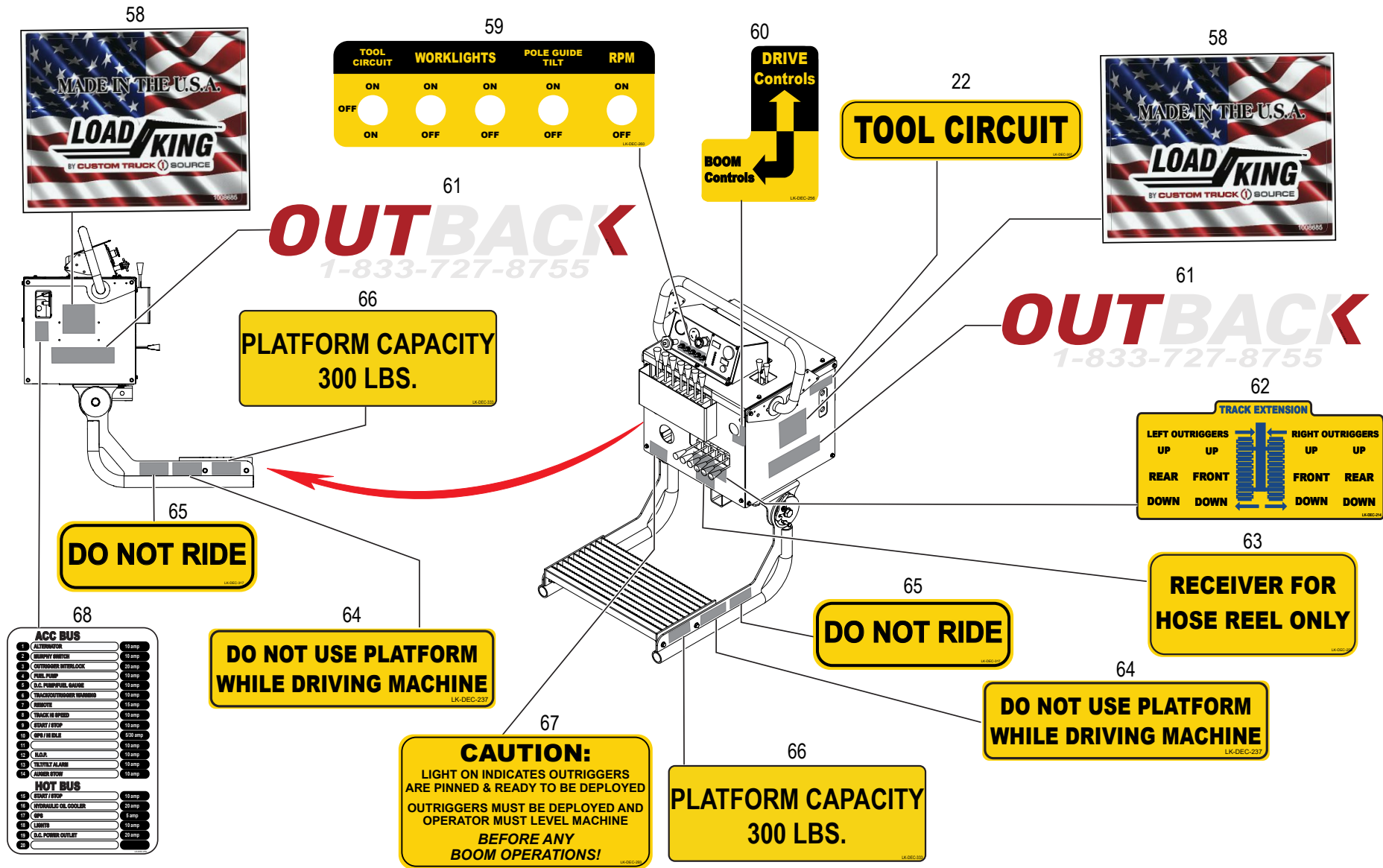
WHEN ORDERING PARTS, SPECIFY MODEL NUMBER, SERIAL NUMBER AND DESCRIPTION OF PARTS REQUIRED



WHEN ORDERING PARTS, SPECIFY MODEL NUMBER, SERIAL NUMBER AND DESCRIPTION OF PARTS REQUIRED

ITEM	PART NUMBER	DESCRIPTION	QUANTITY	NOTES
	C1057029	OUTBACK 35-48D DECAL KIT		
45	LK-DEC-166	CAN HANDLER WORK ZONE (LARGE)	1	
46	LK-DEC-165	LOAD CHARTS OVERHEAD VIEW (LARGE)	1	
47	LK-DEC-164	LOAD CHARTS (LARGE)	1	
48	LK-DEC-314	TRACKS MUST BE EXTENDED FOR OPERATION! RETRACT ONLY THRU GATES	1	
49	LK-DEC-270	TRACKS MUST BE EXTENDED FOR TRAVEL/ALARM WILL SOUND	1	
50	LK-DEC-328	DRIVE STEERING (FOR TRACKS)	1	
51	LK-DEC-224	RETRACT BOOMS AND USE BOOM 2	1	
52	LK-DEC-225	BOOM FUNCTION VALVE	1	
53	LK-DEC-251	TOOL CIRCUIT OUT HALF THROTTLE	1	
54	LK-DEC-195	PULL E-STOP OUT	1	
55	LK-DEC-198	TOOL CIRCUIT VALVE MUST BE OFF	1	
56	LK-DEC-262	WARNING USING OUTRIGGER OVERRIDE MAY CAUSE (SM)	1	
57	LK-DEC-245	H.O.P. EQUIPED	1	

WHEN ORDERING PARTS, SPECIFY MODEL NUMBER, SERIAL NUMBER AND DESCRIPTION OF PARTS REQUIRED



WHEN ORDERING PARTS, SPECIFY MODEL NUMBER, SERIAL NUMBER AND DESCRIPTION OF PARTS REQUIRED

ITEM	PART NUMBER	DESCRIPTION	QUANTITY	NOTES
	C1057029	OUTBACK 35-48D DECAL KIT		
58	1008685	DECAL, FLAG	2	
59	LK-DEC-260	TOOL CIRCUIT/WORKLIGHTS/POLE GUIDE TILT/RPM	1	
60	LK-DEC-256	BOOM CONTROLS & DRIVE CONTROLS (L-SHAPED)	1	
61	LK-DEC-187	LOADKING.COM - WITH PHONE NUMBER	2	
62	LK-DEC-214	OUTRIGGER CONTROLS	1	
63	LK-DEC-253	RECEIVER FOR HOSE REEL ONLY	1	
64	LK-DEC-237	DON'T USE PLATFORM WHILE DRIVING MACHINE	2	
65	LK-DEC-317	DO NOT RIDE	2	
66	LK-DEC-333	PLATFORM CAPACITY 300LBS	2	
67	LK-DEC-293	LIGHT ON INDICATES OUTRIGGERS	1	
68	LK-DEC-255	FUSE BOX DECAL	1	

WHEN ORDERING PARTS, SPECIFY MODEL NUMBER, SERIAL NUMBER AND DESCRIPTION OF PARTS REQUIRED

69
BASKET CAPACITY
300 LB. MAX.
LK-DEC-202

38
⚠ DANGER
AN UNTRAINED OPERATOR
SUBJECTS HIMSELF AND
OTHERS TO
DEATH OR SERIOUS INJURY
YOU MUST NOT OPERATE
THIS MACHINE UNLESS
 • You have been trained in the safe operation of this machine.
 • You have read, understand and follow the safety and operating recommendations contained in the machine manufacturer's manuals, safety signs attached to equipment, your employer's work rules and applicable government regulations.
 • You are sure the machine is operating properly and has been inspected and maintained in accordance with manufacturer's manuals.
 • You are sure that all safety signs, guards and other safety features are in place and in proper condition.
LK-DEC-113

70
750 LB.
CAPACITY
LK-DEC-204

42
⚠ DANGER
FAILURE TO OBEY THE
FOLLOWING WILL RESULT IN
DEATH OR SERIOUS INJURY
 • FOR STATIONARY OPERATION, TRUCK MUST BE SECURELY PARKED, DRIVELINE DISENGAGED, AND ALL AERIAL DEVICE PROPERLY STABILIZED PRIOR TO OPERATION.
 • TO AVOID TIP-OVER, OUTRIGGERS (WHEN SO EQUIPPED) MUST BE PROPERLY EXTENDED ON A SOLID LEVEL SURFACE.
 • OPERATE ALL CONTROLS SLOWLY FOR A SMOOTH PLATFORM MOTION AND MAKE SURE CONTROLS ARE RETURNED TO NEUTRAL AFTER DESIRED OPERATION.
 • CREW MUST USE PROPER PERSONAL AND OTHER PROTECTIVE EQUIPMENT.
 • NEVER LOAD BEYOND RATED CAPACITY.
 • NEVER OPERATE AERIAL DEVICE WITH PERSONNEL UNDER BOOM OR LOAD.
 • NEVER MOVE THE TRUCK UNTIL THE BOOMS AND OUTRIGGERS ARE IN A PROPERLY STOWED POSITION AND SECURED.
LK-DEC-112

37
⚠ DANGER
ELECTROUTION HAZARD
DEATH OR SERIOUS INJURY
WILL RESULT FROM CONTACT WITH
OR INADEQUATE CLEARANCE TO
ELECTRICAL POWER LINES
AND APPARATUS
 • MAINTAIN SAFE CLEARANCE FROM ELECTRICAL POWER LINES IN ACCORDANCE WITH APPLICABLE GOVERNMENT REGULATIONS. ALLOW FOR BOOM, PLATFORM, ELECTRICAL LINE AND LOAD SWAY.
 • THIS MACHINE DOES NOT PROVIDE PROTECTION FROM CONTACT WITH OR PROXIMITY TO AN ELECTRICALLY CHARGED POWER LINE WHEN YOU ARE IN CONTACT WITH OR IN PROXIMITY TO ANOTHER POWER LINE.
 • ALL METAL COMPONENTS IN THE PLATFORM AREA SHALL BE CONSIDERED ELECTRICALLY CONNECTED.
LK-DEC-108

74
⚠ DANGER
FALLING FROM PLATFORM
WILL RESULT IN
DEATH OR SERIOUS INJURY
 • PLATFORM PERSONNEL MUST WEAR A BODY HARNESS WITH AN APPROPRIATE LANYARD ATTACHED TO ANCHOR PROVIDED.
 • PLATFORM DOORS AND/OR CHAINS, IF PROVIDED, MUST BE SECURELY LATCHED.
LK-DEC-110

75
DO NOT DRILL
HOLES IN BUCKET
LK-DEC-201

73
BASKET CAPACITY
350 LB. MAX.
LK-DEC-203

71
CAN HANDLER WORK LOAD CHART

SAFE WORK ZONE

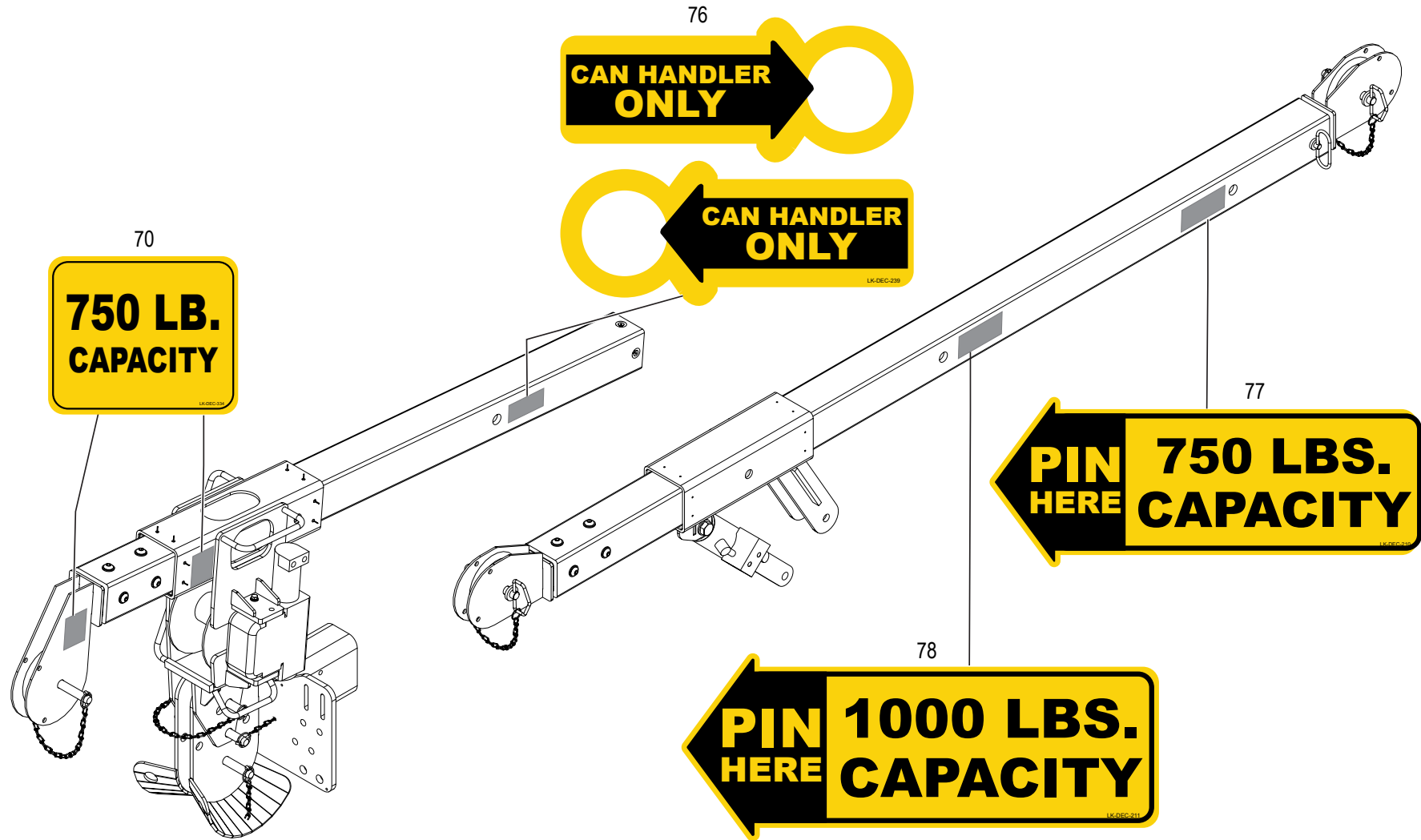
72
Winch Line Specs
Can Handler
Only
3/8" dia X 60 ft.
Parts Ordering:
Custom Truck One Source.
Call: (855) 400-2268
Part No. LK-RPE-121
LK-DEC-174-REV C

NOTE:
 1. REPEAT 37, 38, 42, 74, 75 DECALS ON OTHER BUCKET.

WHEN ORDERING PARTS, SPECIFY MODEL NUMBER, SERIAL NUMBER AND DESCRIPTION OF PARTS REQUIRED

ITEM	PART NUMBER	DESCRIPTION	QUANTITY	NOTES
	C1057029	OUTBACK 35-48D DECAL KIT		
69	LK-DEC-202	BASKET CAPACITY 300LBS	1	
70	LK-DEC-334	750LBS CAPACITY	2	Total 4 in OUTBACK 35-48D DECAL KIT
71	LK-DEC-177	35-48D CAN HANDLER WORK ZONE (SMALL)	1	
72	LK-DEC-174	CAN HANDLER WINCH LINE SPECS	1	
73	LK-DEC-203	BASKET CAPACITY 350LBS	1	
74	LK-DEC-110	DANGER FALLING FROM PLATFORM	2	
75	LK-DEC-201	DO NOT DRILL HOLES IN BUCKET	2	

WHEN ORDERING PARTS, SPECIFY MODEL NUMBER, SERIAL NUMBER AND DESCRIPTION OF PARTS REQUIRED



NOTE:
1. REPEAT 76, 77, 78 DECALS ON OTHER SIDE.

WHEN ORDERING PARTS, SPECIFY MODEL NUMBER, SERIAL NUMBER AND DESCRIPTION OF PARTS REQUIRED

ITEM	PART NUMBER	DESCRIPTION	QUANTITY	NOTES
	C1057029	OUTBACK 35-48D DECAL KIT		
76	LK-DEC-239	CAN HANDLER ONLY	2	
77	LK-DEC-210	PIN HERE 750LBS. CAPACITY	2	
78	LK-DEC-268	RECOMMENDED MAX TOWING SPEED 60 M.P.H	2	
79*	LK-DEC-272	WARNING MACHINE IS NOT DESIGNED FOR PULLING POLES	2	
80*	LK-DEC-211	PIN HERE 1000LBS. CAPACITY	2	

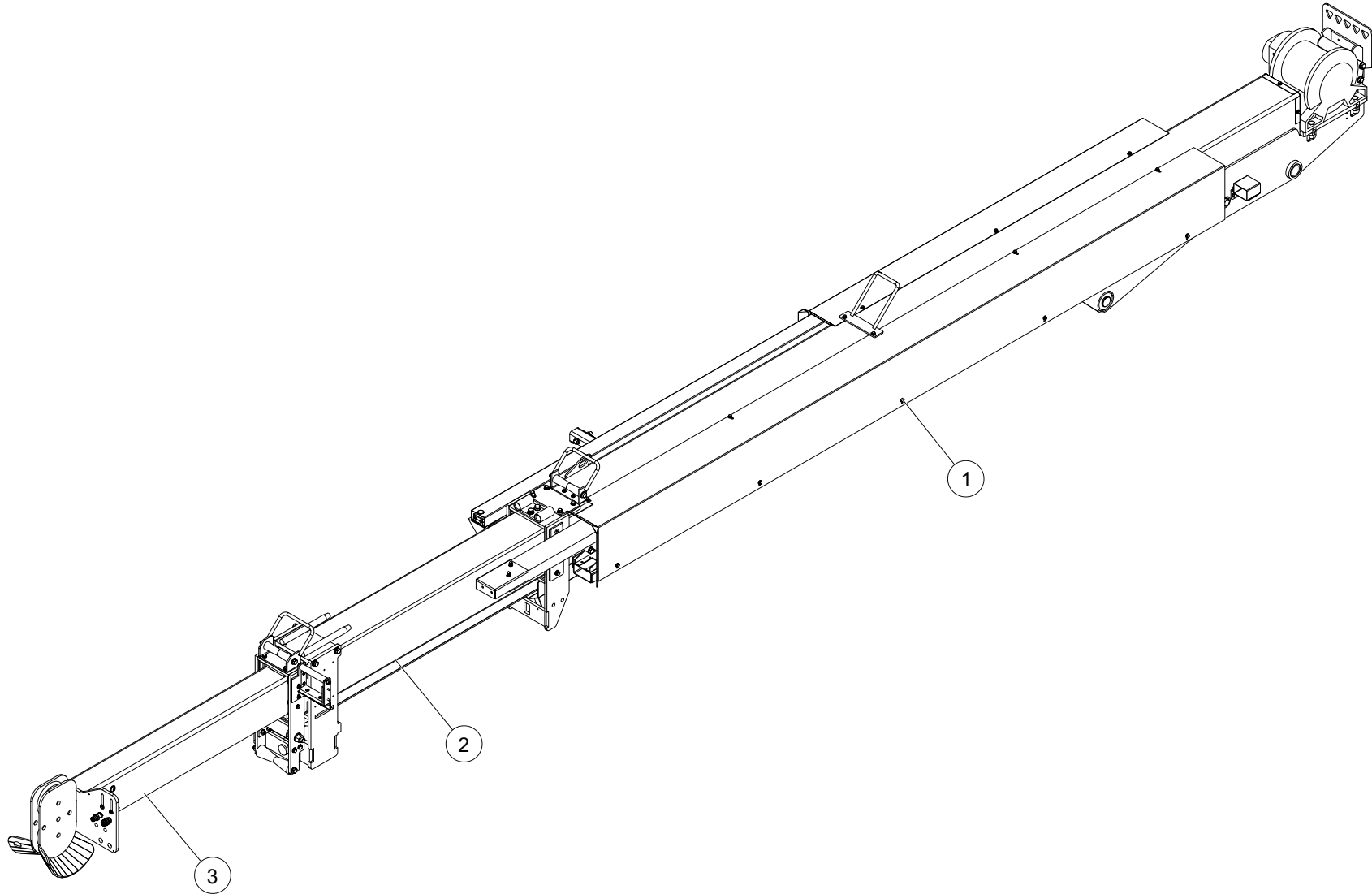
* ITEM NOT SHOWN IN THE ILLUSTRATION

WHEN ORDERING PARTS, SPECIFY MODEL NUMBER, SERIAL NUMBER AND DESCRIPTION OF PARTS REQUIRED

PAGE INTENTIONALLY LEFT BLANK

BOOM ASSEMBLY

COMPLETE BOOM ASSEMBLY - MINI DIGGER

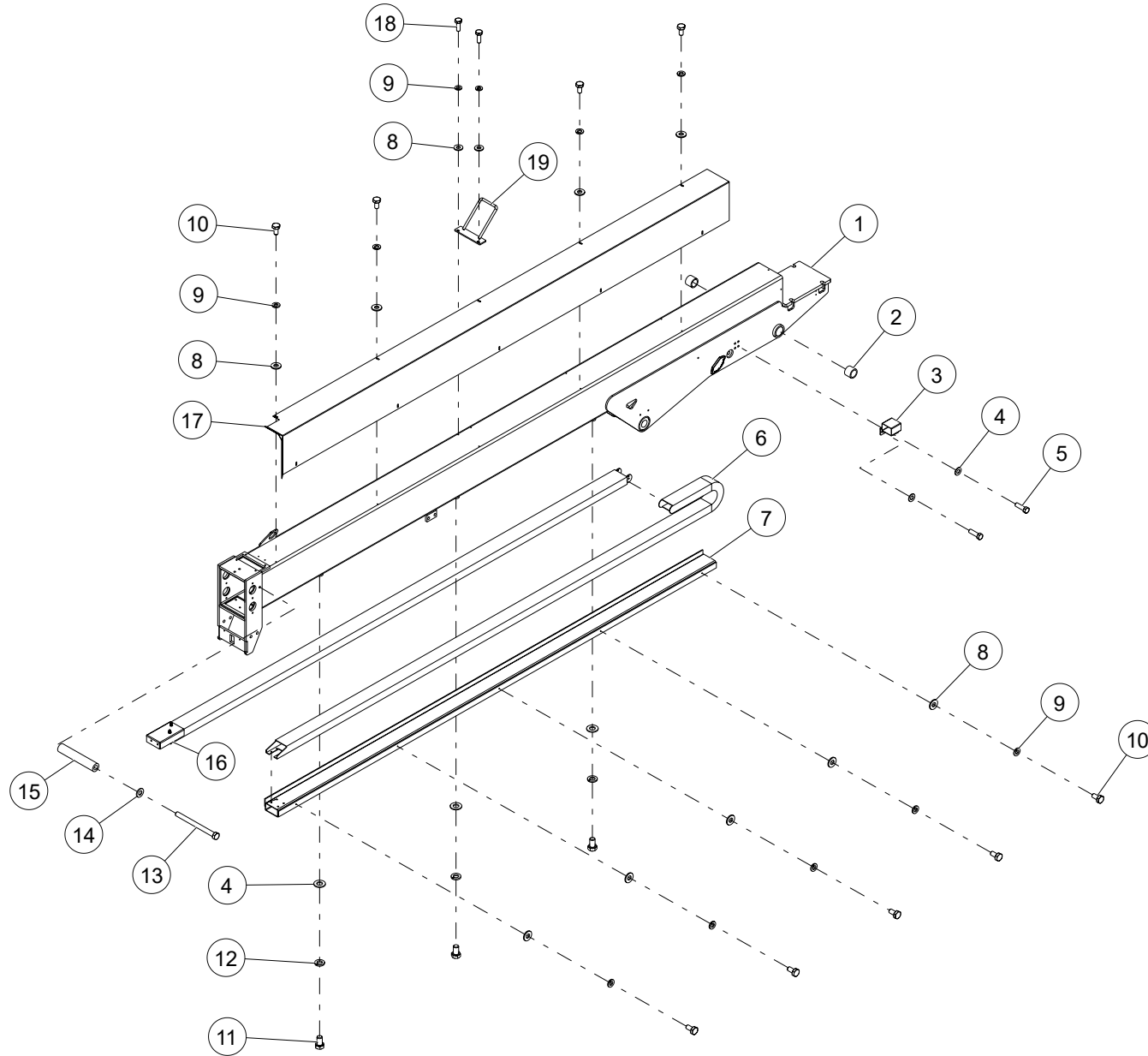


WHEN ORDERING PARTS, SPECIFY MODEL NUMBER, SERIAL NUMBER AND DESCRIPTION OF PARTS REQUIRED

COMPLETE BOOM ASSEMBLY - MINI DIGGER

ITEM	PART NUMBER	DESCRIPTION	QUANTITY	NOTES
	LK-4250	COMPLETE BOOM ASSEMBLY - MINI DIGGER		
1	LK-3630F	MAIN BOOM ASSEMBLY	1	SEE PAGE 38
2	LK-2151A	SECONDARY BOOM ASSEMBLY	1	SEE PAGE 50
3	LK-4617	FIBERGLASS BOOM ASSEMBLY	1	SEE PAGE 64

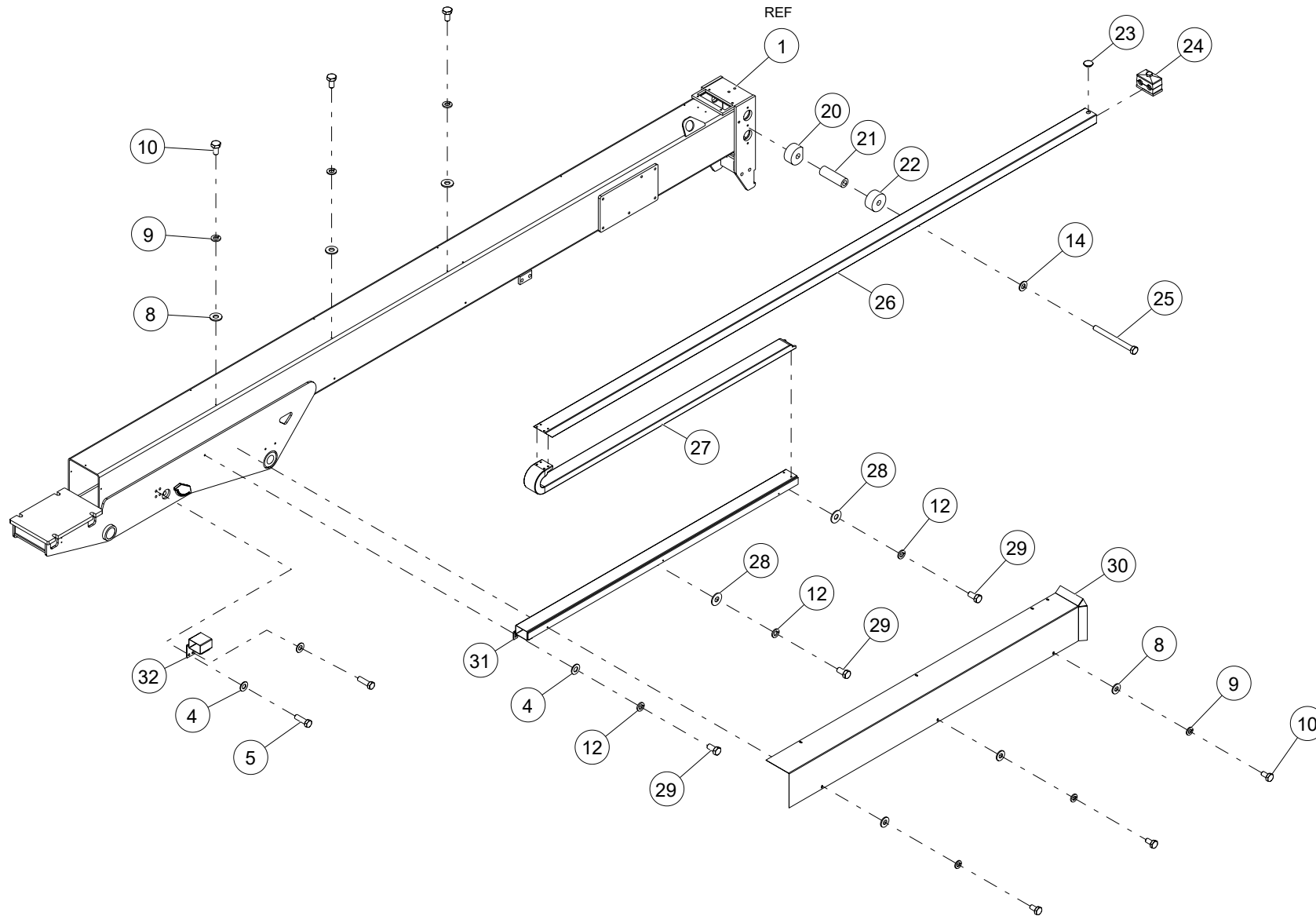
WHEN ORDERING PARTS, SPECIFY MODEL NUMBER, SERIAL NUMBER AND DESCRIPTION OF PARTS REQUIRED



WHEN ORDERING PARTS, SPECIFY MODEL NUMBER, SERIAL NUMBER AND DESCRIPTION OF PARTS REQUIRED

ITEM	PART NUMBER	DESCRIPTION	QUANTITY	NOTES
	LK-3630F	MAIN BOOM ASSEMBLY		
1	LK-3630F	MAIN BOOM ASSEMBLY	1	
2	C1049081	MULTIPURPOSE 660 LEADED BRONZE SLEEVE BEARING	2	
3	LK-2938	HOSE GUIDE, AUGER SIDE	1	
4	WSH1-X3750008Z0	WASHER, 3/8, GR8, ZN	5	Total 20 in MAIN BOOM ASSEMBLY
5	HHCS-C375A258Z0	HEX HEAD CAP SCREW, 1/4-20 X 1/2 LEN, GR8, ZN	2	Total 4 in MAIN BOOM ASSEMBLY
6	LK-MEC-287	BOOM CABLE CHAIN, STEEL	1	
7	LK-2141B	CATTRACK SUPPORT TUBE, LONG	1	
8	WSH1-X2500008Z0	WASHER, 1/4, GR8, ZN	11	Total 26 in MAIN BOOM ASSEMBLY
9	WSH4-X2500008Z0	SPIRAL LOCK WASHER, 1/4, GR8, ZN	11	Total 26 in MAIN BOOM ASSEMBLY
10	HHCS-C2505008Z0	HEX HEAD CAP SCREW, 1/2-13 X 7 1/2 LEN, GR8, ZN	9	Total 20 in MAIN BOOM ASSEMBLY
11	HHCS-C3756258Z0	HEX HEAD CAP SCREW, 3/8-16 X 3/4 LEN, GR8, ZN	3	
12	WSH4-X3750008Z0	SPIRAL LOCK WASHER, 3/8, GR8, ZN	3	Total 16 in MAIN BOOM ASSEMBLY
13	HHCS-C500F008Z0	HEX HEAD CAP SCREW, 1/2-13 X 6 LEN, GR8, ZN	1	
14	WSH1-X5000008Z0	WASHER, 1/2, GR8, ZN	1	Total 30 in MAIN BOOM ASSEMBLY
15	LK-6800-7	MAIN BOOM LONG CATTRACK PAD	1	
16	LK-3136	FIBERGLASS HOSE CARRIER TUBE	1	
17	LK-2091G	CATTRACK COVER, LARGE	1	
18	HHCS-C2507508Z0	HEX HEAD CAP SCREW, 3/8-16 X 1 1/2 LEN, GR8, ZN	2	Total 6 in MAIN BOOM ASSEMBLY
19	LK-6389	WINCH ROPE GUIDE REAR	1	

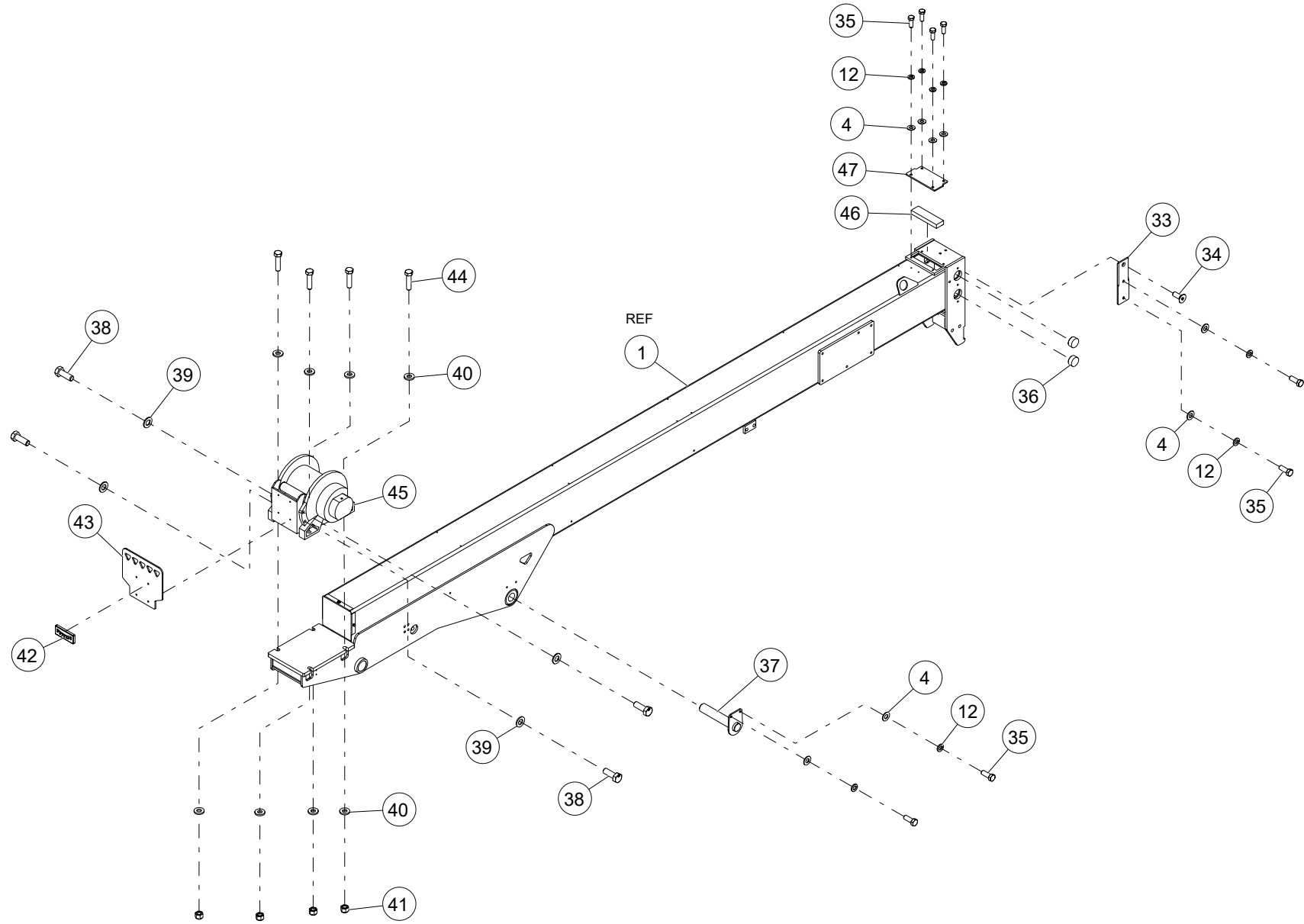
WHEN ORDERING PARTS, SPECIFY MODEL NUMBER, SERIAL NUMBER AND DESCRIPTION OF PARTS REQUIRED



WHEN ORDERING PARTS, SPECIFY MODEL NUMBER, SERIAL NUMBER AND DESCRIPTION OF PARTS REQUIRED

ITEM	PART NUMBER	DESCRIPTION	QUANTITY	NOTES
	LK-3630F	MAIN BOOM ASSEMBLY		
20	1042650	PLASTIC ROD, 2 OD	1	
21	1042048	PLASTIC ROD, 1 OD	1	
22	1042049	PLASTIC ROD, 2 OD	1	
23	C1055430	NYLON PLASTIC SNAP-IN PANEL PLUG	1	
24	C1053828	VIBRATION-DAMPING ROUTING CLAMP	1	
25	HHCS-F500E508Z0	HEX HEAD CAP SCREW, 1/2-20 X 5 1/2 LEN, GR8, ZN	1	
26	LK-2153A	FLOATING CATTRACK AUGER TUBE	1	
27	LK-MEC-411	AUGER CABLE CHAIN, PLASTIC	1	
28	C1053830	ZINC-PLATED STEEL OVERSIZED WASHER	2	
29	HHCS-C3757508Z0	HEX HEAD CAP SCREW, 5/16-24 X 3/4 LEN, GR8, ZN	3	
30	LK-2092D	CATTRACK COVER, SMALL	1	
31	LK-2147B	AUGER CATTRACK TUBE ASM	1	
32	LK-2736	HOSE GUIDE, AUGER SIDE	1	

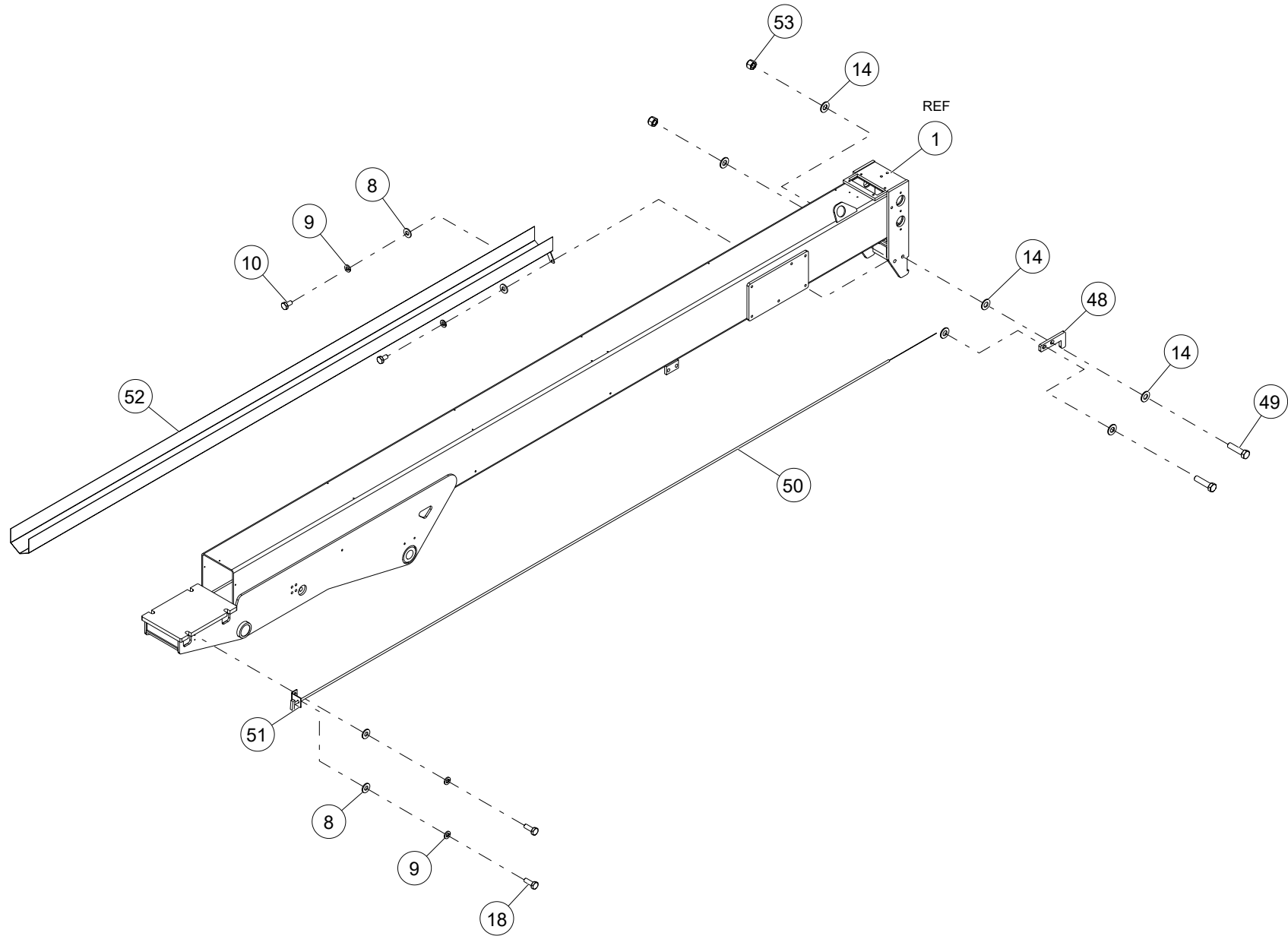
WHEN ORDERING PARTS, SPECIFY MODEL NUMBER, SERIAL NUMBER AND DESCRIPTION OF PARTS REQUIRED



WHEN ORDERING PARTS, SPECIFY MODEL NUMBER, SERIAL NUMBER AND DESCRIPTION OF PARTS REQUIRED

ITEM	PART NUMBER	DESCRIPTION	QUANTITY	NOTES
	LK-3630F	MAIN BOOM ASSEMBLY		
33	LK-2434A	MAIN BOOM PUCK COVER	1	Total 2 in MAIN BOOM ASSEMBLY
34	SH02-C375A00ZZ0	HEX NUT, 1/4-20, GR8, ZN	1	Total 2 in MAIN BOOM ASSEMBLY
35	HHCS-C375A008Z0	NYLON PLASTIC SNAP-IN PANEL PLUGS	8	Total 10 in MAIN BOOM ASSEMBLY
36	1042418	PLASTIC RND BAR	2	Total 4 in MAIN BOOM ASSEMBLY
37	LK-3914	BOOM CYLINDER PIN ASSEMBLY	1	
38	C1053831	MEDIUM-STRENGTH CLASS 8.8 STEEL HEX HEAD	4	
39	C1053846	STEEL GENERAL PURPOSE WASHER FOR CLASS 8.8	4	
40	C1054195	STAINLESS STEEL OVERSIZED WASHER	8	
41	NUT3-C6250008Z0	NYLON LOCK NUT, 5/8-11, GR8, ZN	4	
42	LK-MEC-680	INCLINOMETER, REAR	1	
43	LK-3093	WINCH GUARD, TC2	1	
44	HHCS-C625B508Z0	HEAD CAP SCREW, 5/8-11 X 2 1/2 LEN, GR8, ZN	4	
45	LK-WNH-172	MAIN BOOM WINCH	1	
46	1042419	PLASTIC BAR, 2X1	1	
47	LK-3619	TOP PUCK COVER	1	

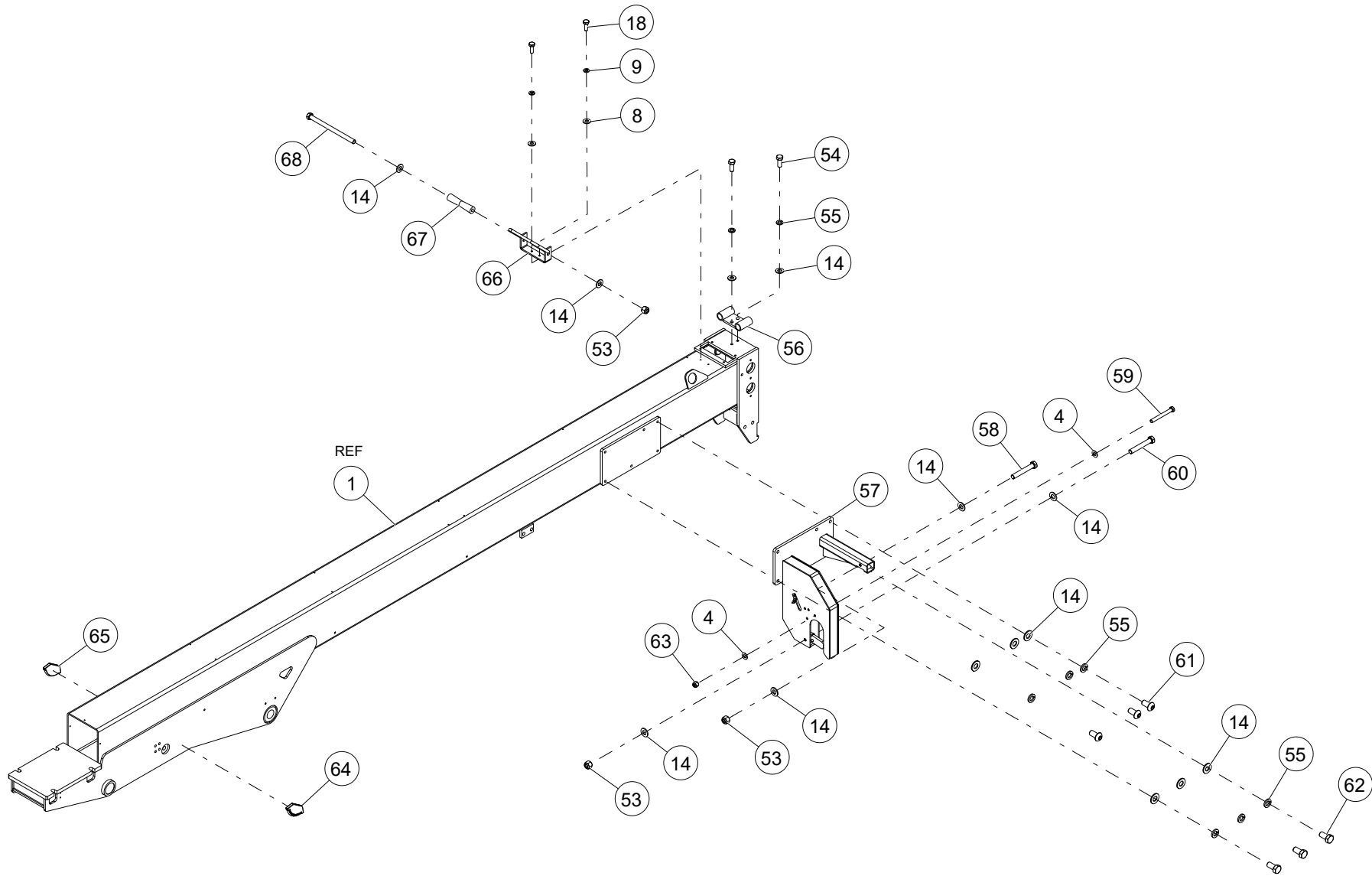
WHEN ORDERING PARTS, SPECIFY MODEL NUMBER, SERIAL NUMBER AND DESCRIPTION OF PARTS REQUIRED



WHEN ORDERING PARTS, SPECIFY MODEL NUMBER, SERIAL NUMBER AND DESCRIPTION OF PARTS REQUIRED

ITEM	PART NUMBER	DESCRIPTION	QUANTITY	NOTES
	LK-3630F	MAIN BOOM ASSEMBLY		
48	LK-3170	AUGER HOLDER	1	
49	HHCS-C500B008Z0	HEX HEAD CAP SCREW, 1/2-13 X 2 LEN, GR8, ZN	2	
50	C1054272	AUGER RELEASE CABLE, PUSH/ PULL	1	
51	LK-3676	AUGER RELEASE CABLE BRACKET	1	
52	LK-2381A	EXTERNAL CYL. COVER	1	
53	NUT3-C5000008Z0	NYLON LOCK NUT, 1/2-13, GR8, ZN	2	Total 9 in MAIN BOOM ASSEMBLY

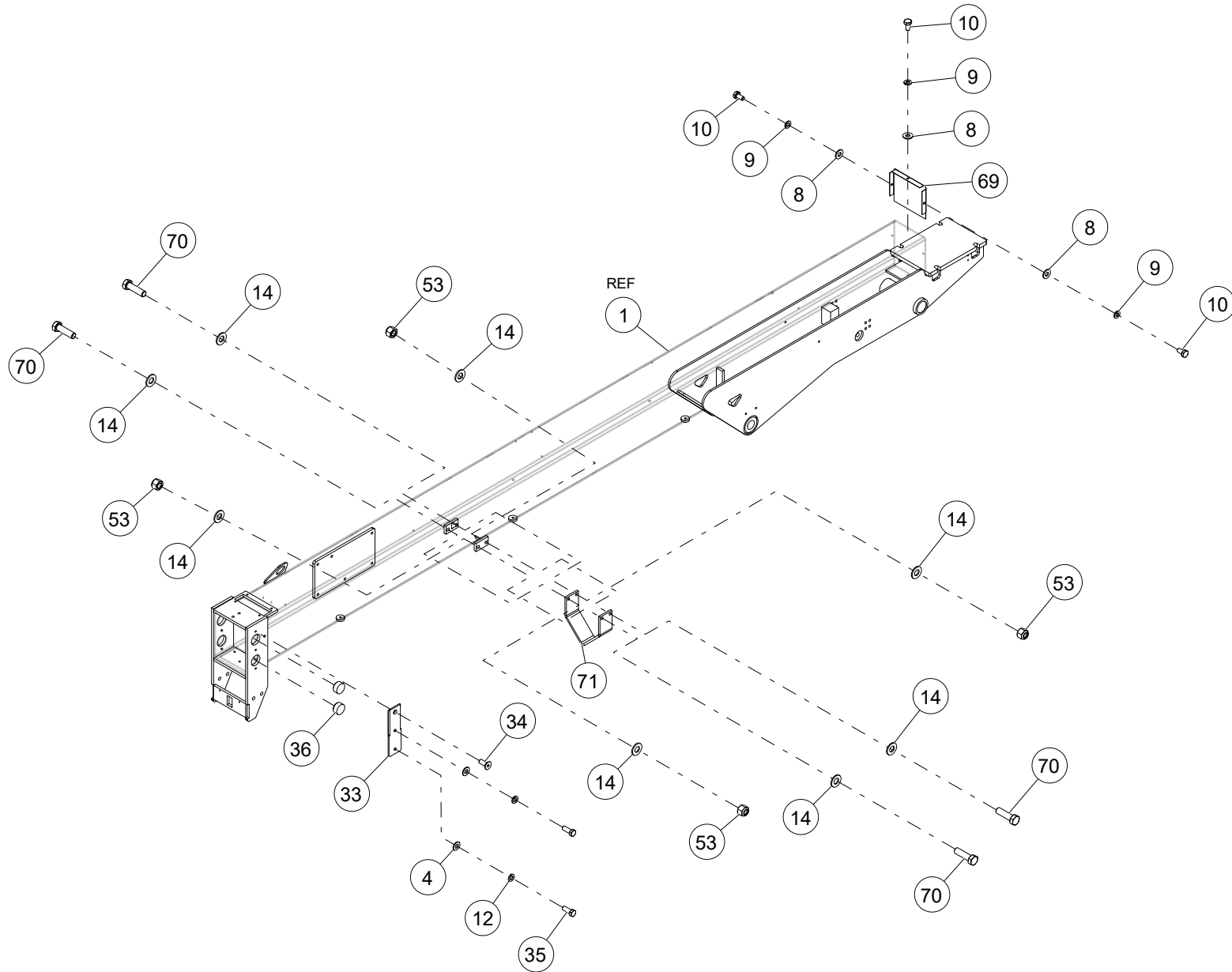
WHEN ORDERING PARTS, SPECIFY MODEL NUMBER, SERIAL NUMBER AND DESCRIPTION OF PARTS REQUIRED



WHEN ORDERING PARTS, SPECIFY MODEL NUMBER, SERIAL NUMBER AND DESCRIPTION OF PARTS REQUIRED

ITEM	PART NUMBER	DESCRIPTION	QUANTITY	NOTES
	LK-3630F	MAIN BOOM ASSEMBLY		
54	HHCS-C500A258Z0	HEX HEAD CAP SCREW, 1/4-20 X 1 1/4 LEN, GR8, ZN	2	
55	WSH4-X5000008Z0	SPIRAL LOCK WASHER, 1/2, GR8, ZN	8	
56	1042386	GUIDE PIN RECEIVER	1	
57	LK-2168E	AUGER STOW BRACKET	1	
58	HHCS-F500C258Z0	HEX HEAD CAP SCREW, 1/2-20 X 3 1/4 LEN, GR8, ZN	1	
59	HHCS-C375C258Z0	HEX HEAD CAP SCREW, 1/2-13 X 1 LEN, GR8, ZN	1	
60	HHCS-C500C258Z0	HEX HEAD CAP SCREW, 1/2-13 X 3 1/4 LEN, GR8, ZN	1	
61	SH03-C500A00ZZ0	SHCS BUTTON HEAD, 1/2-13 X 1 1/4 LEN, ZN	3	
62	HHCS-C500A008Z0	HEX HEAD CAP SCREW, 3/8-16 X 5/8 LEN, GR8, ZN	3	
63	NUT3-C3750008Z0	NYLON LOCK NUT, 3/8-16, GR8, ZN	1	
64	LK-MEC-676	INCLINOMETER, -10 TO 80, RIGHT	1	
65	LK-MEC-678	INCLINOMETER, LEFT	1	
66	1042043	WINCH ROPE GUIDE, MID	1	
67	1042434	PLASTIC ROD, 1.31 OD	1	
68	HHCS-C500G508Z0	HEX HEAD CAP SCREW, 1/4-20 X 3/4 LEN, GR8, ZN	1	

WHEN ORDERING PARTS, SPECIFY MODEL NUMBER, SERIAL NUMBER AND DESCRIPTION OF PARTS REQUIRED

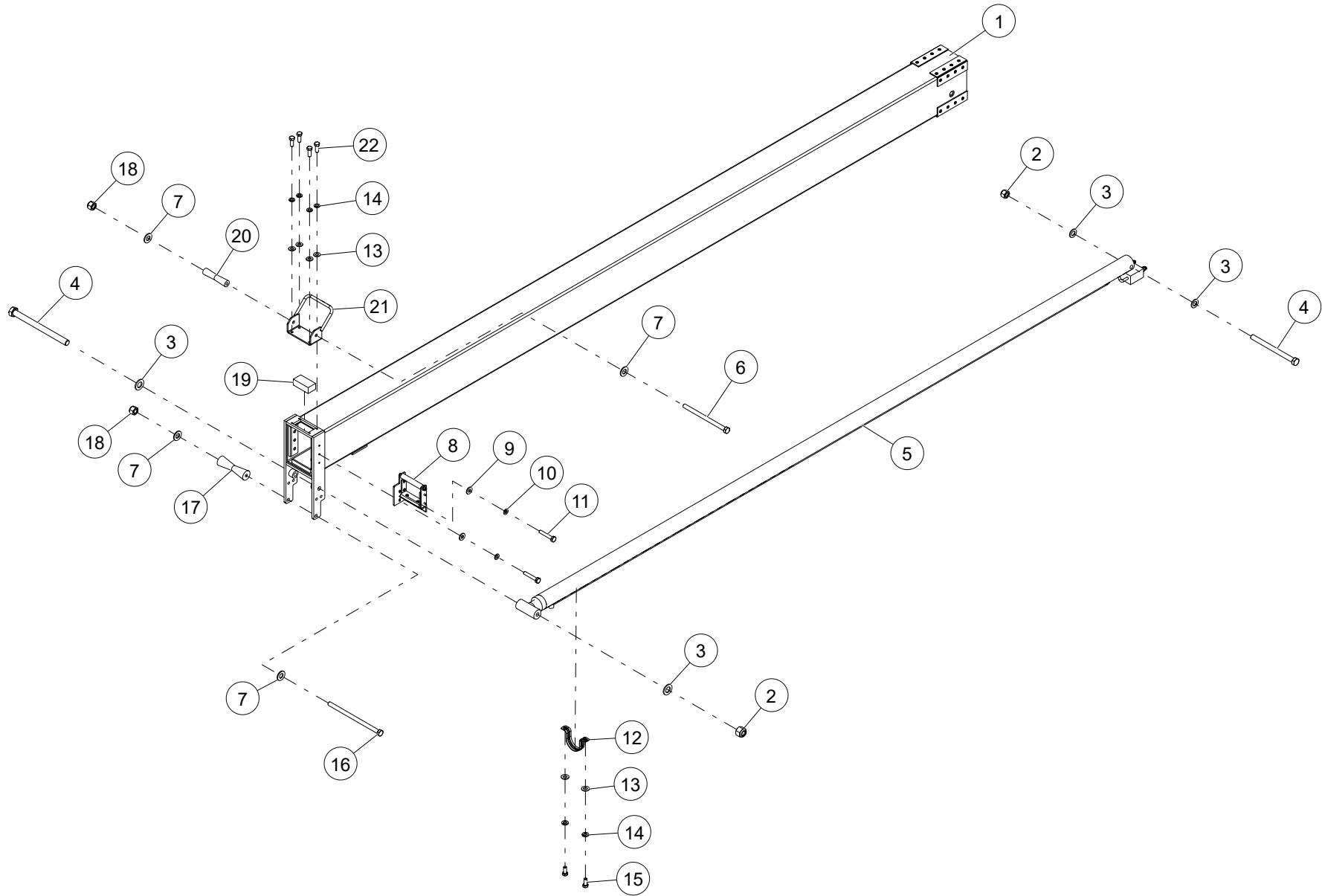


WHEN ORDERING PARTS, SPECIFY MODEL NUMBER, SERIAL NUMBER AND DESCRIPTION OF PARTS REQUIRED

ITEM	PART NUMBER	DESCRIPTION	QUANTITY	NOTES
	LK-3630F	MAIN BOOM ASSEMBLY		
69	1042390	MAIN BOOM REAR COVER	1	
70	HHCS-C500A758Z0	HEX HEAD CAP SCREW, 1/2-13 X 1 3/4 LEN, GR8, ZN	4	
71	LK-2139A	BOOM STOW BRACKET	1	
72*	LK-RPE-127	MAIN WINCH LINE 115FT 1/2"	1	

* ITEM NOT SHOWN IN THE ILLUSTRATION

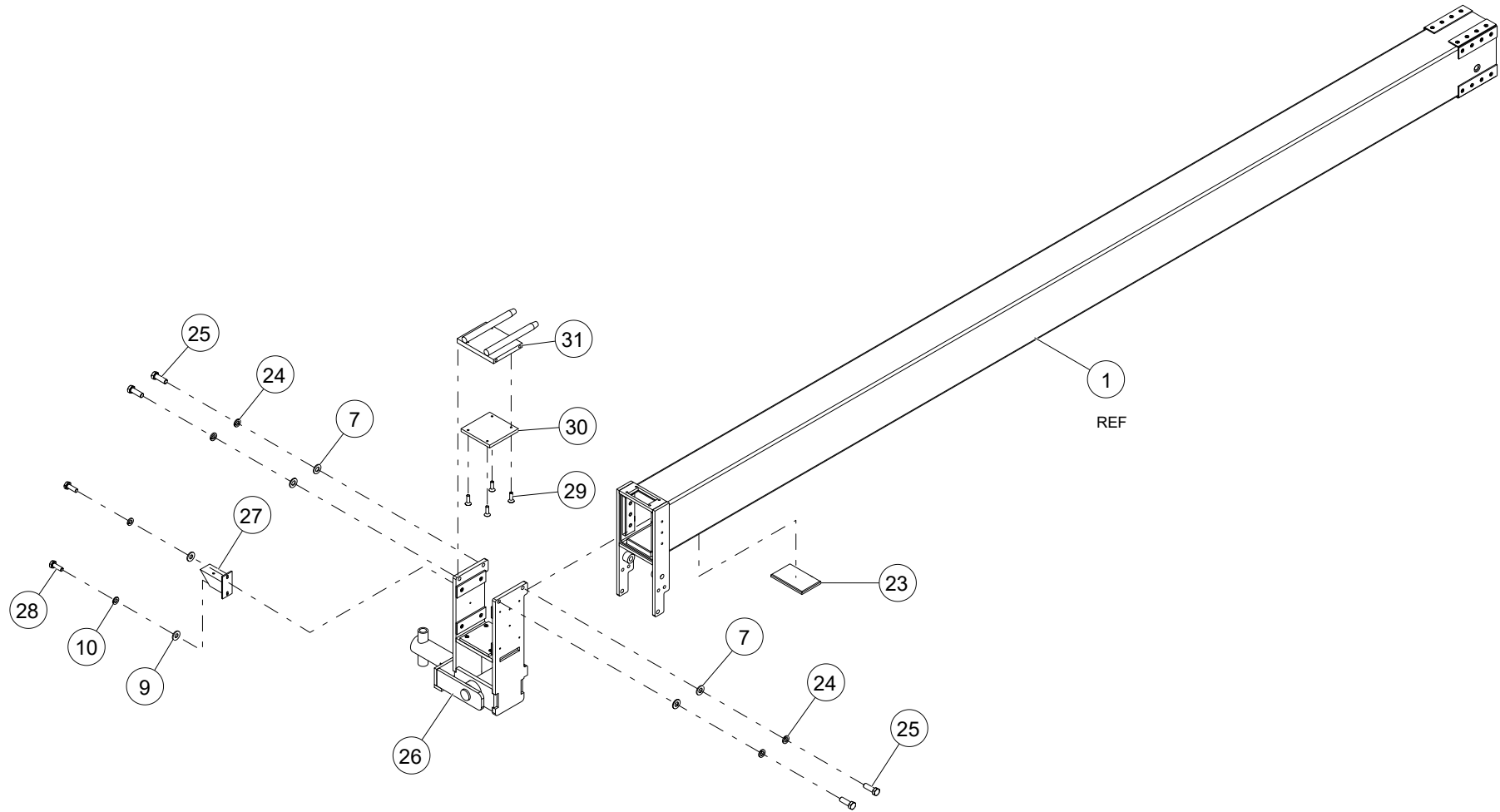
WHEN ORDERING PARTS, SPECIFY MODEL NUMBER, SERIAL NUMBER AND DESCRIPTION OF PARTS REQUIRED



WHEN ORDERING PARTS, SPECIFY MODEL NUMBER, SERIAL NUMBER AND DESCRIPTION OF PARTS REQUIRED

ITEM	PART NUMBER	DESCRIPTION	QUANTITY	NOTES
	LK-2151A	SECONDARY BOOM ASSEMBLY		
1	LK-2151A	SECONDARY BOOM ASM	1	SEE PAGE 56
2	NUT3-C7500008Z0	NYLON LOCK NUT, 3/4-10, GR8, ZN	2	
3	WSH1-X7500008Z0	WASHER, 3/4, GR8, ZN	4	
4	HHCS-C750J508Z0	HEX HEAD CAP SCREW, 3/4-10 X 9 1/2 LEN, GR8, ZN	2	
5	LK-500-257250	CYLINDER ASSY	1	
6	HHCS-C500G508Z0	HEX HEAD CAP SCREW, 1/4-20 X 3/4 LEN, GR8, ZN	1	
7	WSH1-X5000008Z0	WASHER, 1/2, GR8, ZN	4	Total 8 in SECONDARY BOOM ASSEMBLY
8	LK-2914	FIBERGLASS FLOATING TUBE GUIDE	1	SEE PAGE 60
9	WSH1-X2500008Z0	WASHER, 1/4, GR8, ZN	2	Total 8 in SECONDARY BOOM ASSEMBLY
10	WSH4-X2500008Z0	SPIRAL LOCK WASHER, 1/4, GR8, ZN	2	Total 8 in SECONDARY BOOM ASSEMBLY
11	HHCS-C250A508Z0	HEX HEAD CAP SCREW, 1/4-20 X 1 1/2 LEN, GR8, ZN	2	
12	1042777	CYLINDER CLAMP	1	
13	WSH1-X3750008Z0	WASHER, 3/8, GR8, ZN	6	Total 14 in SECONDARY BOOM ASSEMBLY
14	WSH4-X3750008Z0	SPIRAL LOCK WASHER, 3/8, GR8, ZN	6	
15	HHCS-F3137508Z0	HEX HEAD CAP SCREW, 1/2-13 X 1 1/2 LEN, GR8, ZN	2	
16	HHCS-C500J008Z0	HEX HEAD CAP SCREW, 1/2-13 X 9 LEN, GR8, ZN	1	
17	1042433	PLASTIC ROD, 2 OD	1	
18	NUT3-C5000008Z0	NYLON LOCK NUT, 1/2-13, GR8, ZN	2	
19	1042417	PLASTIC BAR, 2X1.5	1	
20	1042434	PLASTIC ROD, 1.31 OD	1	
21	LK-6391	WINCH ROPE GUIDE, FRONT	1	
22	HHCS-C375A008Z0	NYLON PLASTIC SNAP-IN PANEL PLUGS	4	

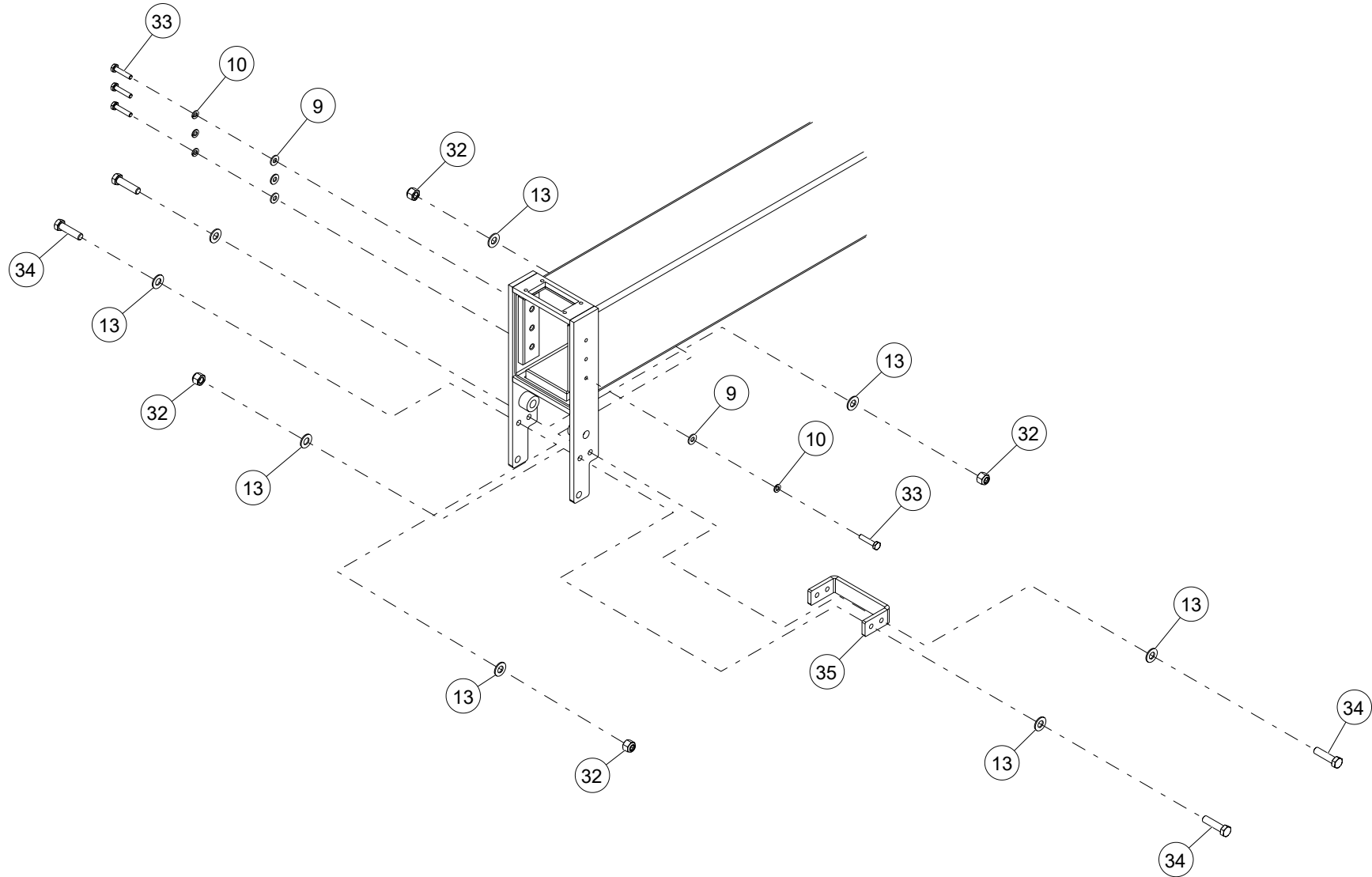
WHEN ORDERING PARTS, SPECIFY MODEL NUMBER, SERIAL NUMBER AND DESCRIPTION OF PARTS REQUIRED



WHEN ORDERING PARTS, SPECIFY MODEL NUMBER, SERIAL NUMBER AND DESCRIPTION OF PARTS REQUIRED

ITEM	PART NUMBER	DESCRIPTION	QUANTITY	NOTES
	LK-2151A	SECONDARY BOOM ASSEMBLY		
23	1042420	PLASTIC SHEET, .44 THK	1	
24	WSH4-X5000008Z0	SPIRAL LOCK WASHER, 1/2, GR8, ZN	4	
25	HHCS-C500A508Z0	HEX HEAD CAP SCREW, 1/2-13 X 1 1/4 LEN, GR8, ZN	4	
26	LK-3333	AUGER HANGER ASSEMBLY	1	SEE PAGE 62
27	LK-2086	CATTRACK BRACKET ASSEMBLY	1	
28	HHCS-C2507508Z0	HEX HEAD CAP SCREW, 3/8-16 X 1 1/2 LEN, GR8, ZN	2	
29	SH02-C250875ZZ0	SHCS C'SUNK HEAD, 3/8-16 X 1 LEN, ZN	4	
30	LK-6800-1	AUGER HANGER WEAR PAD	1	
31	LK-2248	RANGER GUIDE PIN PLATE	1	

WHEN ORDERING PARTS, SPECIFY MODEL NUMBER, SERIAL NUMBER AND DESCRIPTION OF PARTS REQUIRED

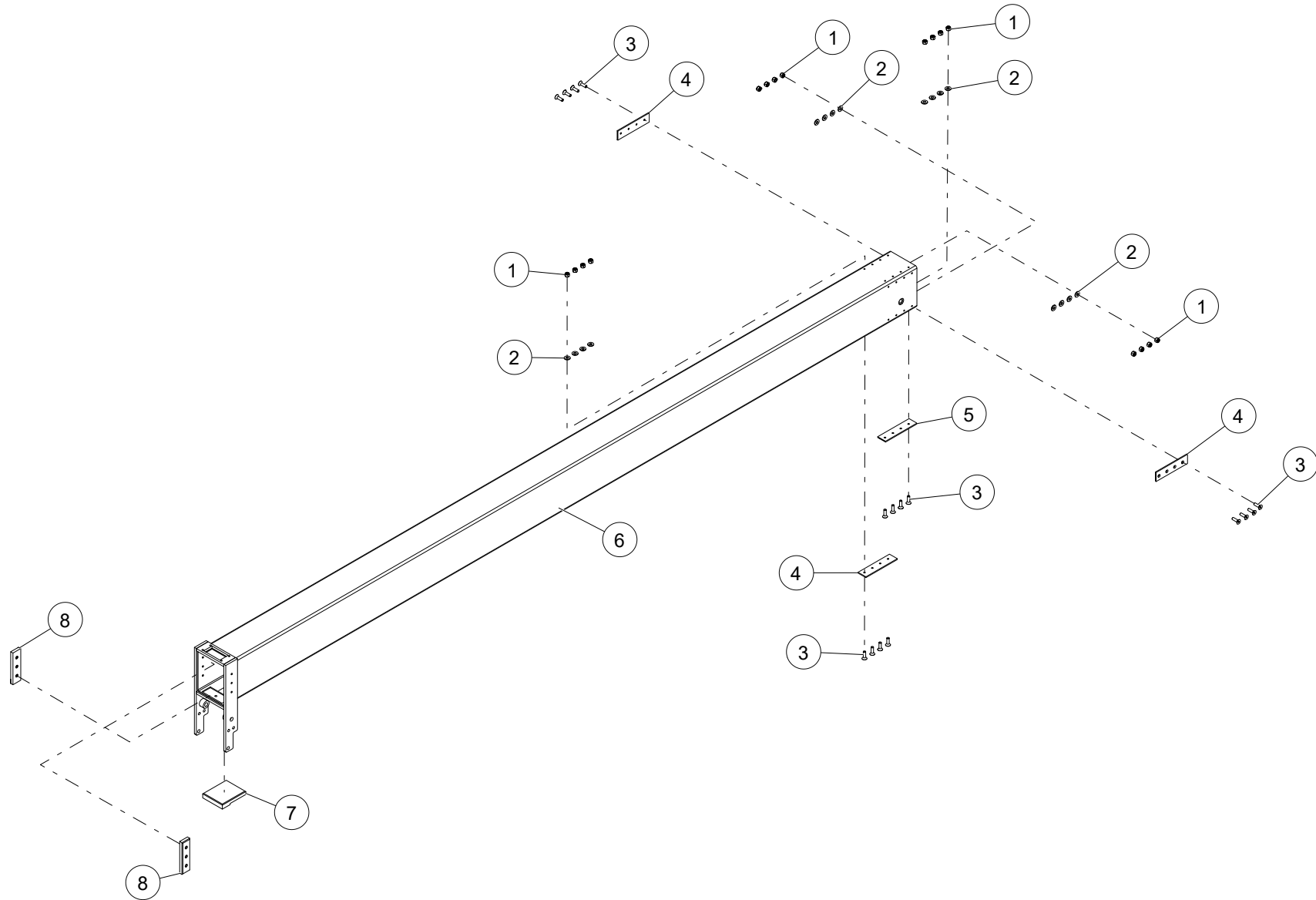


WHEN ORDERING PARTS, SPECIFY MODEL NUMBER, SERIAL NUMBER AND DESCRIPTION OF PARTS REQUIRED

ITEM	PART NUMBER	DESCRIPTION	QUANTITY	NOTES
	LK-2151A	SECONDARY BOOM ASSEMBLY		
32	NUT3-C3750008Z0	NYLON LOCK NUT, 3/8-16, GR8, ZN	4	
33	HHCS-C250A258Z0	HEX HEAD CAP SCREW, 3/8-16 X 1 1/4 LEN, GR8, ZN	4	
34	HHCS-C375A508Z0	HEX HEAD CAP SCREW, 3/8-16 X 1 LEN, GR8, ZN	4	
35	LK-3171A	AUGER CATCH BAR	1	

WHEN ORDERING PARTS, SPECIFY MODEL NUMBER, SERIAL NUMBER AND DESCRIPTION OF PARTS REQUIRED

SECONDARY BOOM ASSEMBLY



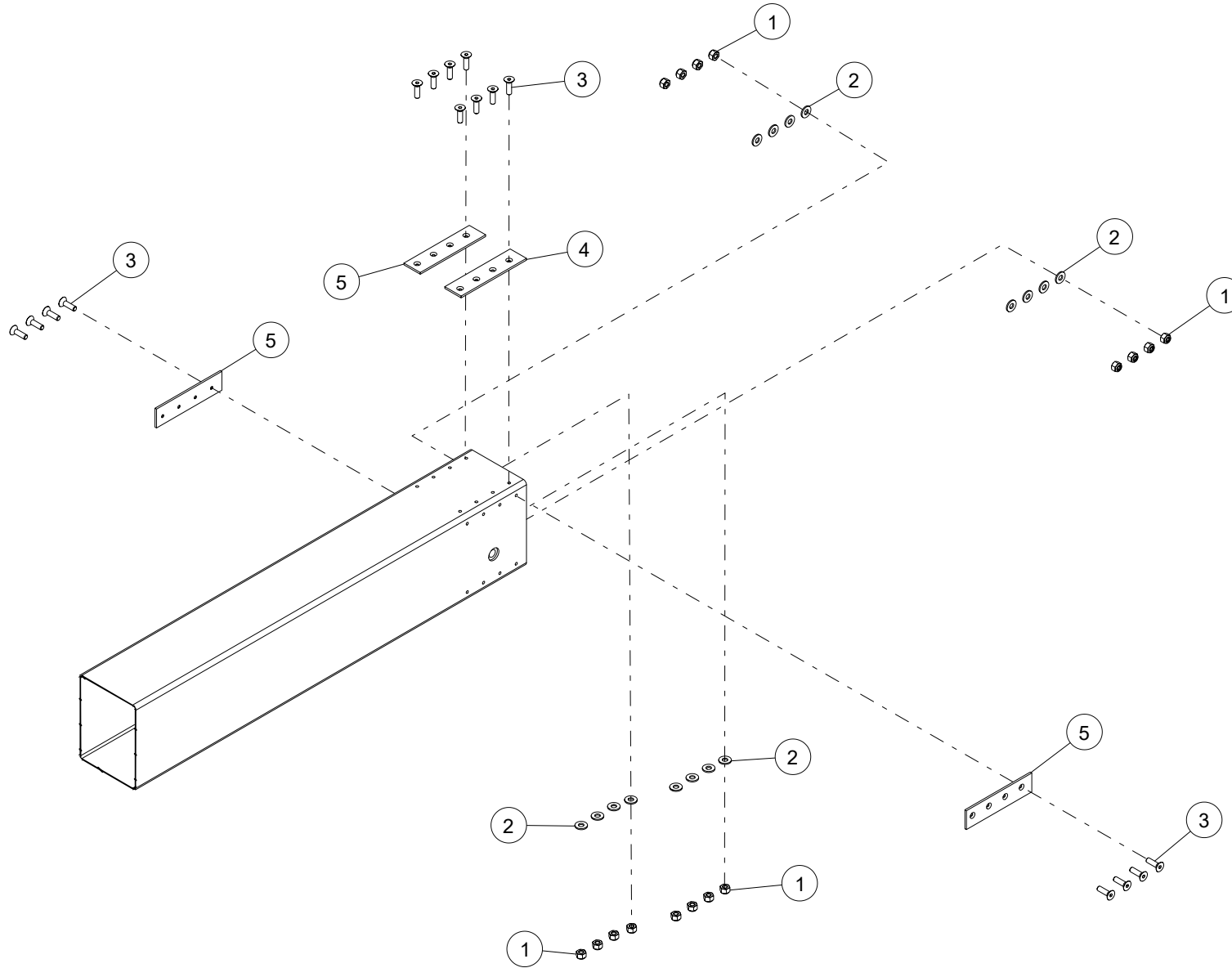
WHEN ORDERING PARTS, SPECIFY MODEL NUMBER, SERIAL NUMBER AND DESCRIPTION OF PARTS REQUIRED

SECONDARY BOOM ASSEMBLY

ITEM	PART NUMBER	DESCRIPTION	QUANTITY	NOTES
	LK-2151A	SECONDARY BOOM ASSEMBLY		
1	NUT3-C2500008Z0	NYLON LOCK NUT, 1/4-20, GR8, ZN	16	Total 32 in SECONDARY BOOM ASSEMBLY
2	WSH1-X2500008Z0	WASHER, 1/4, GR8, ZN	16	Total 32 in SECONDARY BOOM ASSEMBLY
3	SH02-C250875ZZ0	SHCS C'SUNK HEAD, 1/4-20 X 7/8 LEN, ZN	16	Total 32 in SECONDARY BOOM ASSEMBLY
4	1042367	PLASTIC SHEET .19 THK	3	Total 4 in SECONDARY BOOM ASSEMBLY
5	1042368	PLASTIC SHEET, 0.19 THK	1	Total 4 in SECONDARY BOOM ASSEMBLY
6	1042020	SECONDARY BOOM WELDMENT	1	
7	1042415	PLASTIC SHEET, 1.0 THK	1	
8	1042414	PLASTIC SHEET, .69 THK, W/THRD INSERTS	2	

WHEN ORDERING PARTS, SPECIFY MODEL NUMBER, SERIAL NUMBER AND DESCRIPTION OF PARTS REQUIRED

SECONDARY BOOM ASSEMBLY



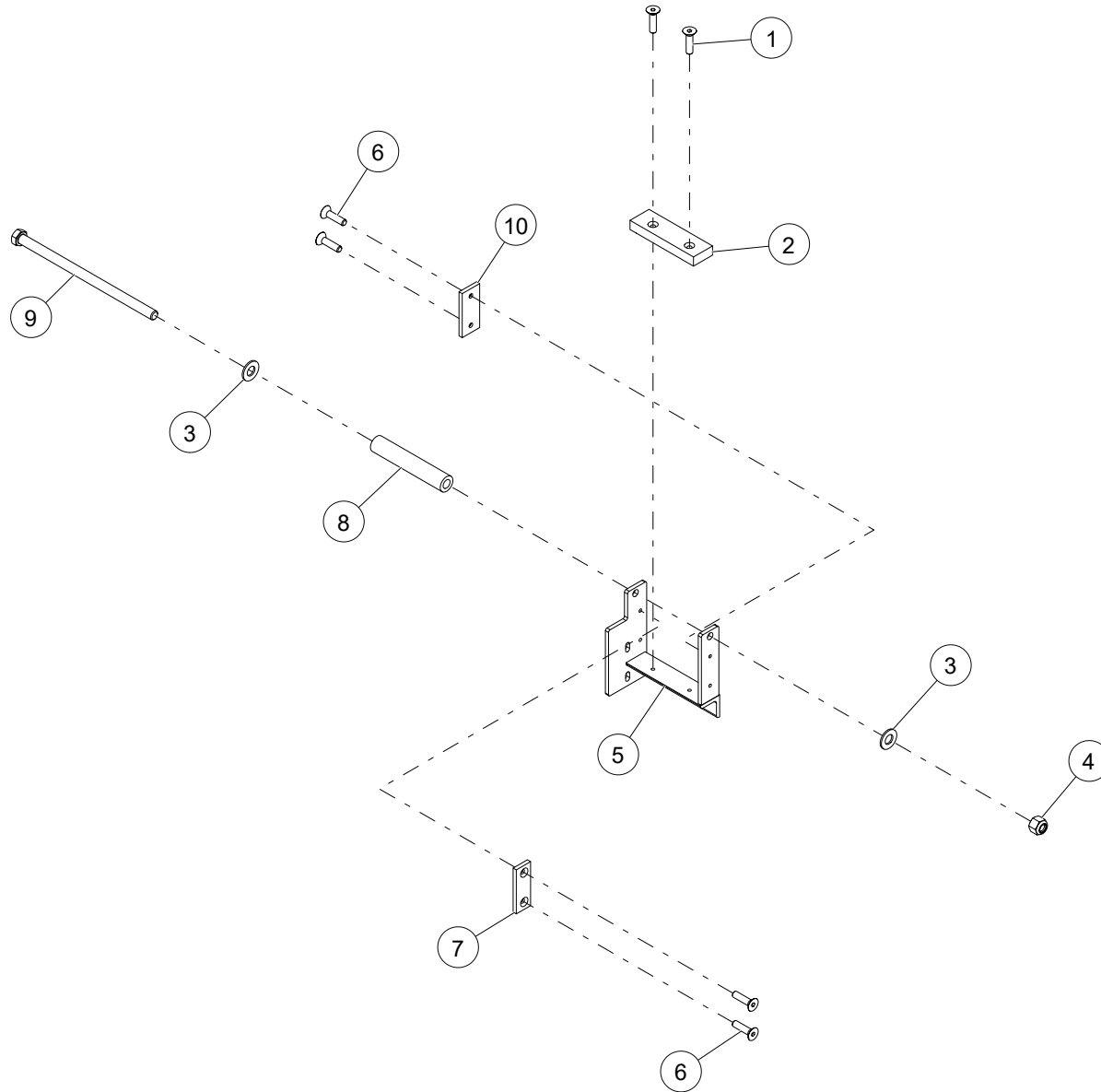
WHEN ORDERING PARTS, SPECIFY MODEL NUMBER, SERIAL NUMBER AND DESCRIPTION OF PARTS REQUIRED

SECONDARY BOOM ASSEMBLY

ITEM	PART NUMBER	DESCRIPTION	QUANTITY	NOTES
	LK-2151A	SECONDARY BOOM ASSEMBLY		
1	NUT3-C2500008Z0	NYLON LOCK NUT, 1/4-20, GR8, ZN	16	
2	WSH1-X2500008Z0	WASHER, 1/4, GR8, ZN	16	
3	SH02-C250875ZZ0	SHCS C'SUNK HEAD, 1/4-20 X 7/8 LEN, ZN	16	
4	1042367	PLASTIC SHEET .19 THK	1	
5	1042368	PLASTIC SHEET, 0.19 THK	3	

WHEN ORDERING PARTS, SPECIFY MODEL NUMBER, SERIAL NUMBER AND DESCRIPTION OF PARTS REQUIRED

FIBERGLASS FLOATING TUBE GUIDE



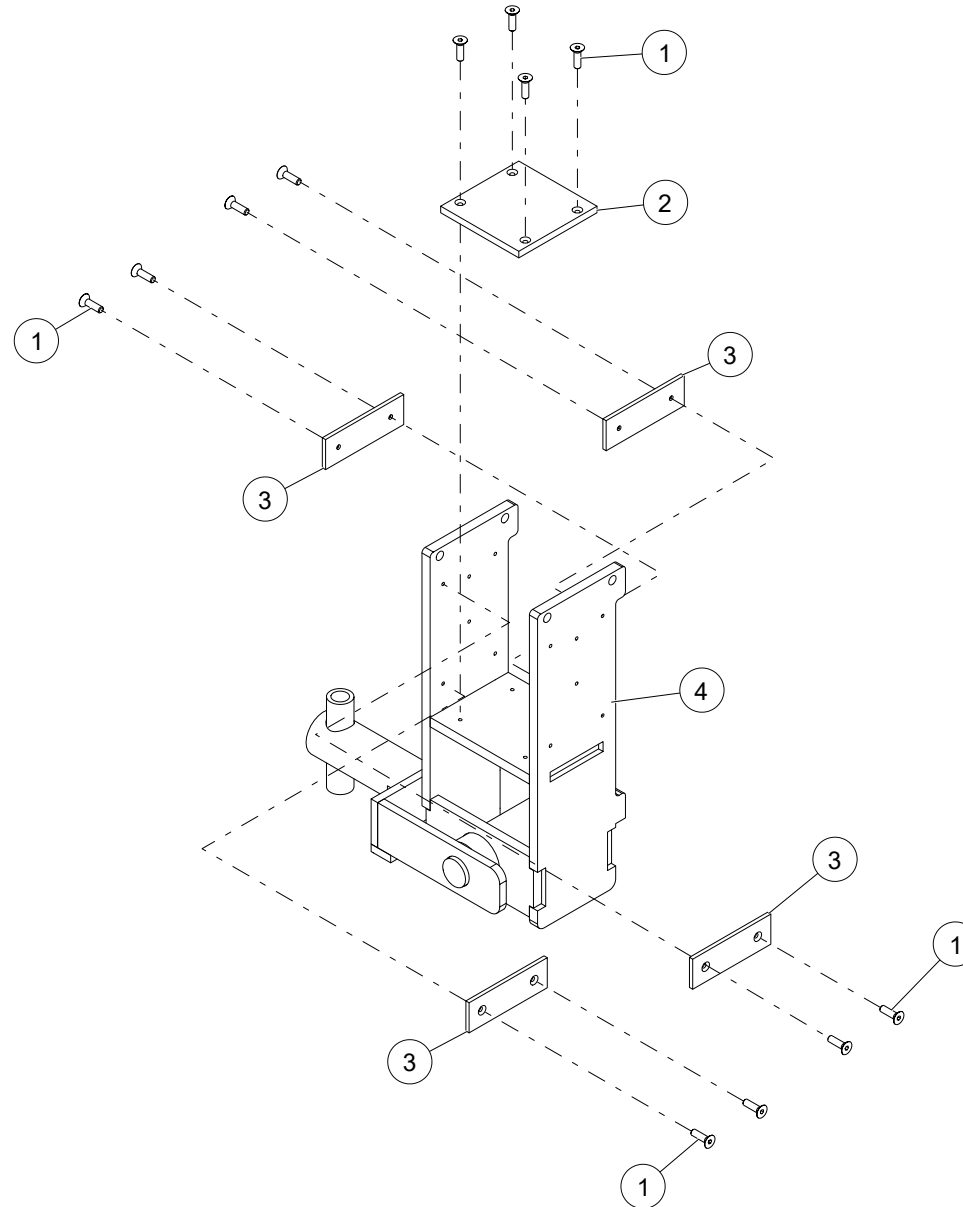
WHEN ORDERING PARTS, SPECIFY MODEL NUMBER, SERIAL NUMBER AND DESCRIPTION OF PARTS REQUIRED

FIBERGLASS FLOATING TUBE GUIDE

ITEM	PART NUMBER	DESCRIPTION	QUANTITY	NOTES
	LK-2914	FIBERGLASS FLOATING TUBE GUIDE		
1	SH02-C250A00ZZ0	SHCS C'SUNK HEAD, 1/4-20 X 1 LEN, ZN	2	
2	1042382	PLASTIC SHEET, 0.63 THK	1	
3	WSH1-X3750008Z0	WASHER, 3/8, GR8, ZN	2	
4	NUT3-C3750008Z0	NYLON LOCK NUT, 3/8-16, GR8, ZN	1	
5	1042027	TUBE GUIDE WELDMENT	1	
6	SH02-C250500ZZ0	SHCS C'SUNK HEAD, 1/4-20 X 1/2 LEN, ZN	4	
7	1042380	PLASTIC SHEET, .25 THK	1	
8	LK-6800-7	MAIN BOOM LONG CATTRACK PAD	1	
9	HHCS-C375G008Z0	HEX HEAD CAP SCREW, 3/8-16 X 7 LEN, GR8, ZN	1	
10	1042381	PLASTIC SHEET, .25 THK	1	

WHEN ORDERING PARTS, SPECIFY MODEL NUMBER, SERIAL NUMBER AND DESCRIPTION OF PARTS REQUIRED

AUGER HANGER ASSEMBLY



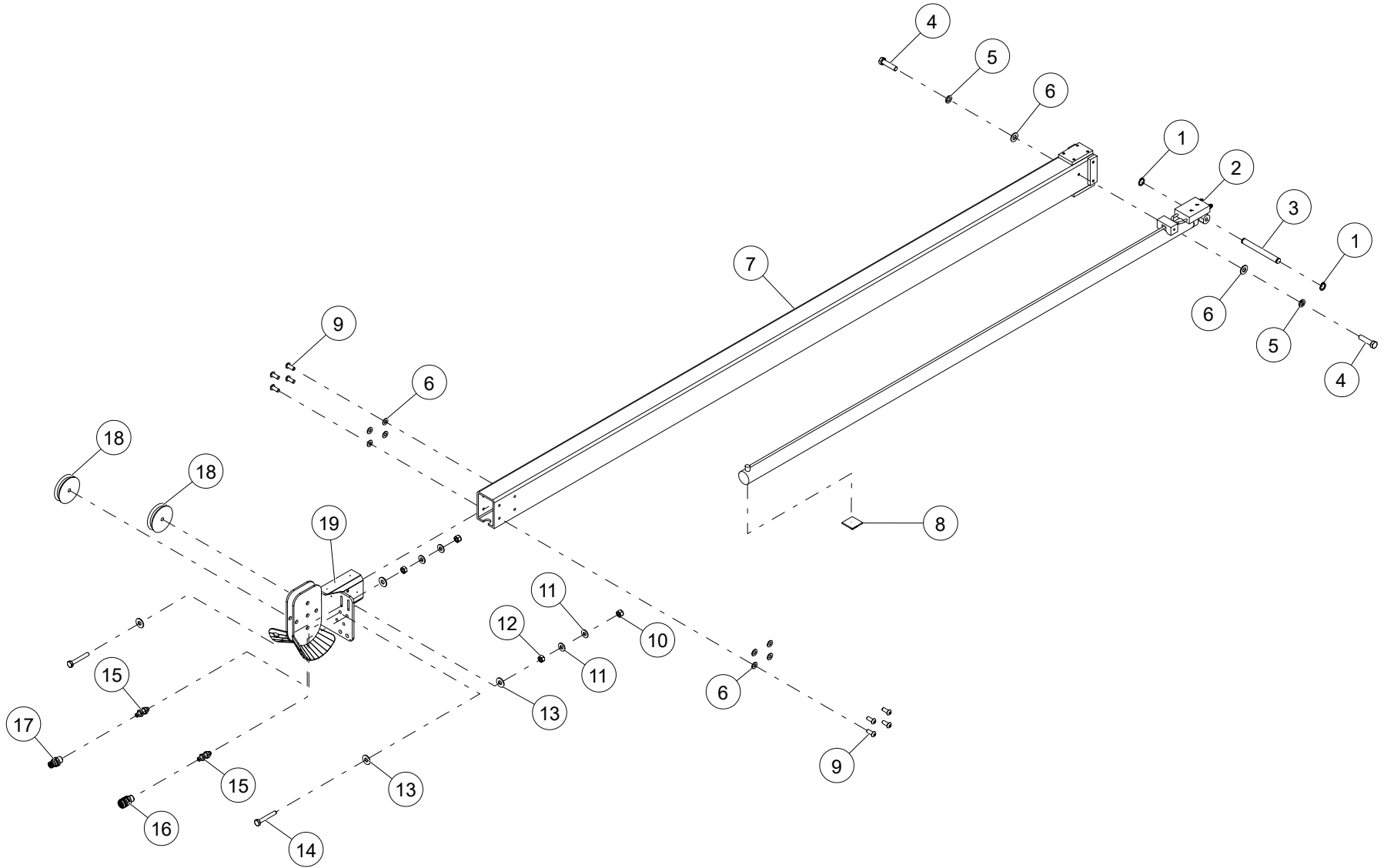
WHEN ORDERING PARTS, SPECIFY MODEL NUMBER, SERIAL NUMBER AND DESCRIPTION OF PARTS REQUIRED

AUGER HANGER ASSEMBLY

ITEM	PART NUMBER	DESCRIPTION	QUANTITY	NOTES
	LK-3333	AUGER HANGER ASSEMBLY		
1	SH02-C250875ZZ0	SHCS C'SUNK HEAD, 1/4-20 X 7/8 LEN, ZN	12	
2	1042319	PLASTIC, .44 THK	1	
3	1042318	PLASTIC, .25 THK	4	
4	1042035	AUGER HANGER WELDMENT	1	

WHEN ORDERING PARTS, SPECIFY MODEL NUMBER, SERIAL NUMBER AND DESCRIPTION OF PARTS REQUIRED

FIBERGLASS BOOM ASM, W/WEAR PADS

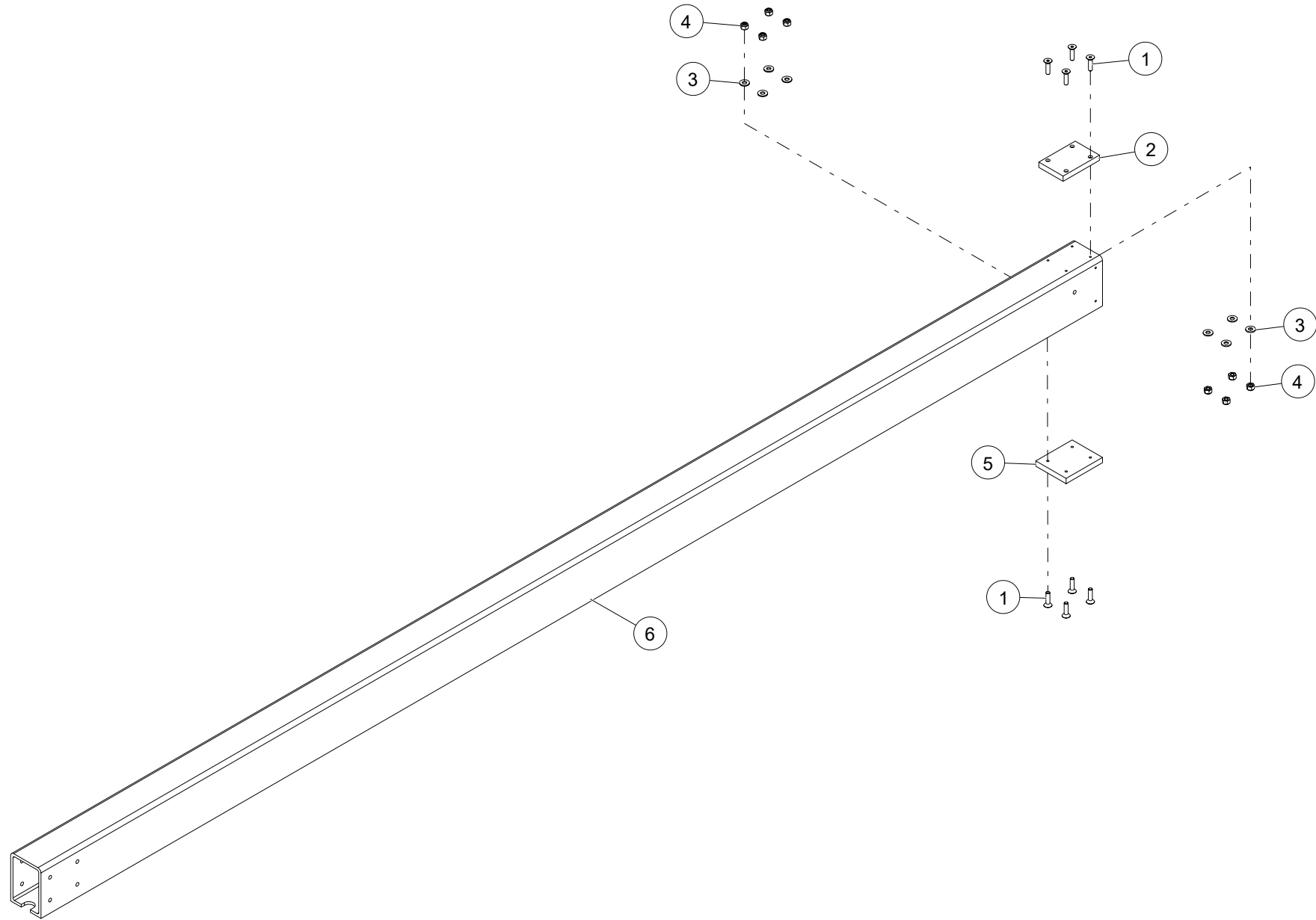


WHEN ORDERING PARTS, SPECIFY MODEL NUMBER, SERIAL NUMBER AND DESCRIPTION OF PARTS REQUIRED

FIBERGLASS BOOM ASM, W/WEAR PADS

ITEM	PART NUMBER	DESCRIPTION	QUANTITY	NOTES
	LK-4617	FIBERGLASS BOOM ASM, W/WEAR PADS		
1	C1049078	HEAVY DUTY EXTERNAL RETAINING RING	2	
2	LK-500-257275	CYLINDER ASSY	1	
3	1042780	EXT CYL PIN	1	
4	HHCS-C500B008Z1	HEX HEAD CAP SCREW, 1/2-13 X 2 LEN, GR8, ZN, FULL THREAD	2	
5	WSH4-X5000008Z0	SPIRAL LOCK WASHER, 1/2, GR8, ZN	2	
6	WSH1-X5000008Z0	WASHER, 1/2, GR8, ZN	10	
7	LK-4617	FIBERGLASS BOOM ASM, W/WEAR PADS	1	SEE PAGE 66
8	1042047	PLASTIC, .38 THK	1	
9	SH03-C500A25ZZ0	ZINC-PLATED STEEL OVERSIZED WASHER	8	
10	NUT1-C2500008Z0	FENDER WASHER, 1/4, GR8, ZN	2	
11	WSH1-X2500008Z0	WASHER, 1/4, GR8, ZN	4	
12	NUT3-C2500008Z0	NYLON LOCK NUT, 1/4-20, GR8, ZN	2	
13	WSH3-X2500008Z0	SCREW	4	
14	HHCS-C250A758Z0	HEX HEAD CAP SCREW, 1/4-20 X 1 3/4 LEN, GR8, ZN	2	
15	LK-FIT-117	BULK HEAD FITTING, SMALL	2	
16	LK-FIT-114	QUICK DISCONNECT COUPLER, SMALL FEMALE	1	
17	LK-FIT-113	QUICK DISCONNECT COUPLER, SMALL MALE	1	
18	1042034	SHEAVE	2	
19	LK-2987	SHIMLESS SHEEVE HEAD	1	SEE PAGE 70

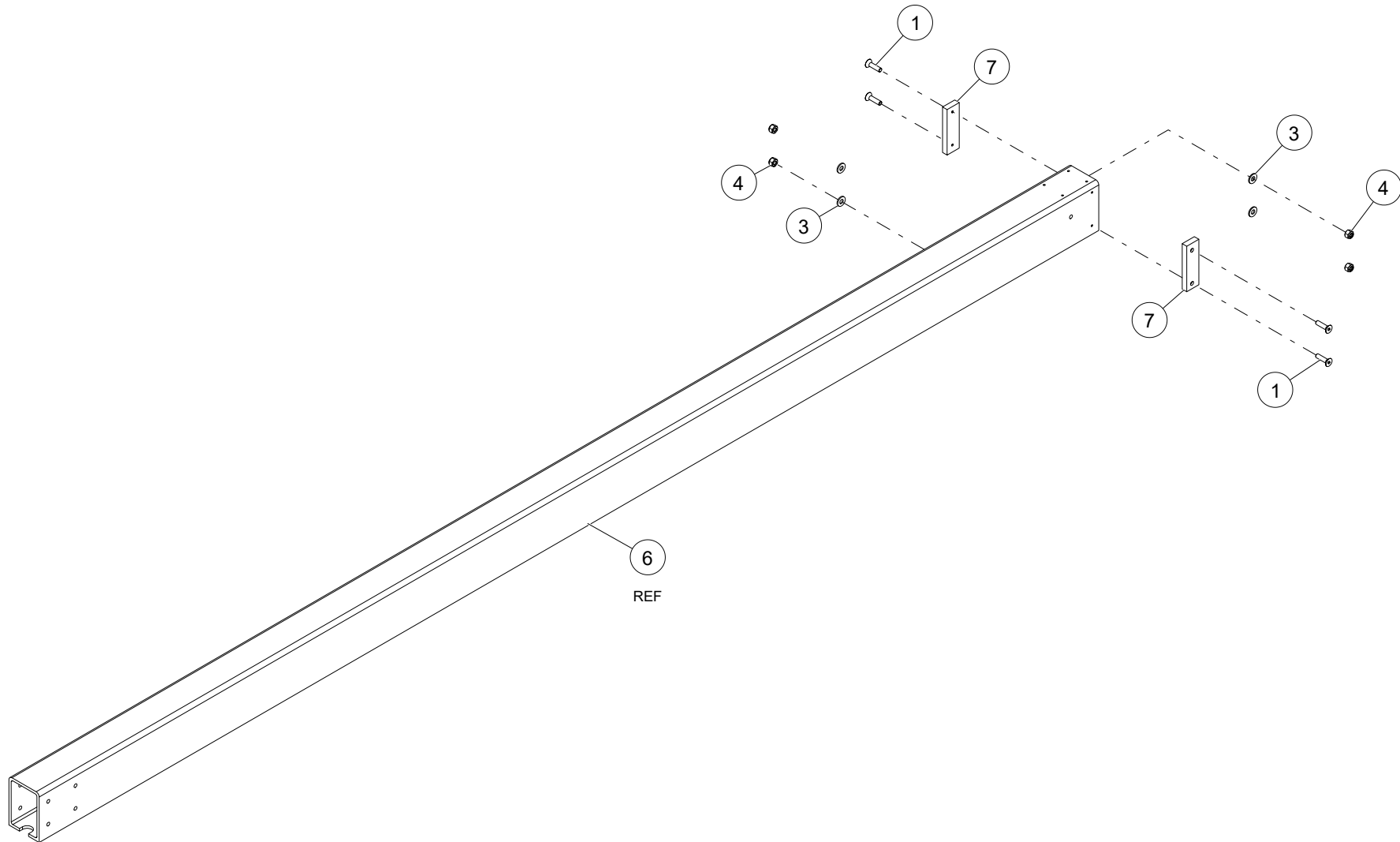
WHEN ORDERING PARTS, SPECIFY MODEL NUMBER, SERIAL NUMBER AND DESCRIPTION OF PARTS REQUIRED



WHEN ORDERING PARTS, SPECIFY MODEL NUMBER, SERIAL NUMBER AND DESCRIPTION OF PARTS REQUIRED

ITEM	PART NUMBER	DESCRIPTION	QUANTITY	NOTES
	LK-4617	FIBERGLASS BOOM ASM, W/WEAR PADS		
1	SH02-C250A50ZZ1	SHCS C'SUNK HEAD, 1/4-20 X 1 1/2 LEN, ZN, FULL THREAD	8	Total 12 in FIBERGLASS BOOM ASM,W/WEAR PADS
2	1042356	PLASTIC, 0.75 THK	1	
3	WSH1-X2500008Z0	WASHER, 1/4, GR8, ZN	8	Total 12 in FIBERGLASS BOOM ASM,W/WEAR PADS
4	NUT3-C2500008Z0	NYLON LOCK NUT, 1/4-20, GR8, ZN	8	Total 12 in FIBERGLASS BOOM ASM,W/WEAR PADS
5	1042416	PLASTIC, .75 THK	1	
6	1042354	FIBERGLASS BOOM, 7X5	1	

WHEN ORDERING PARTS, SPECIFY MODEL NUMBER, SERIAL NUMBER AND DESCRIPTION OF PARTS REQUIRED

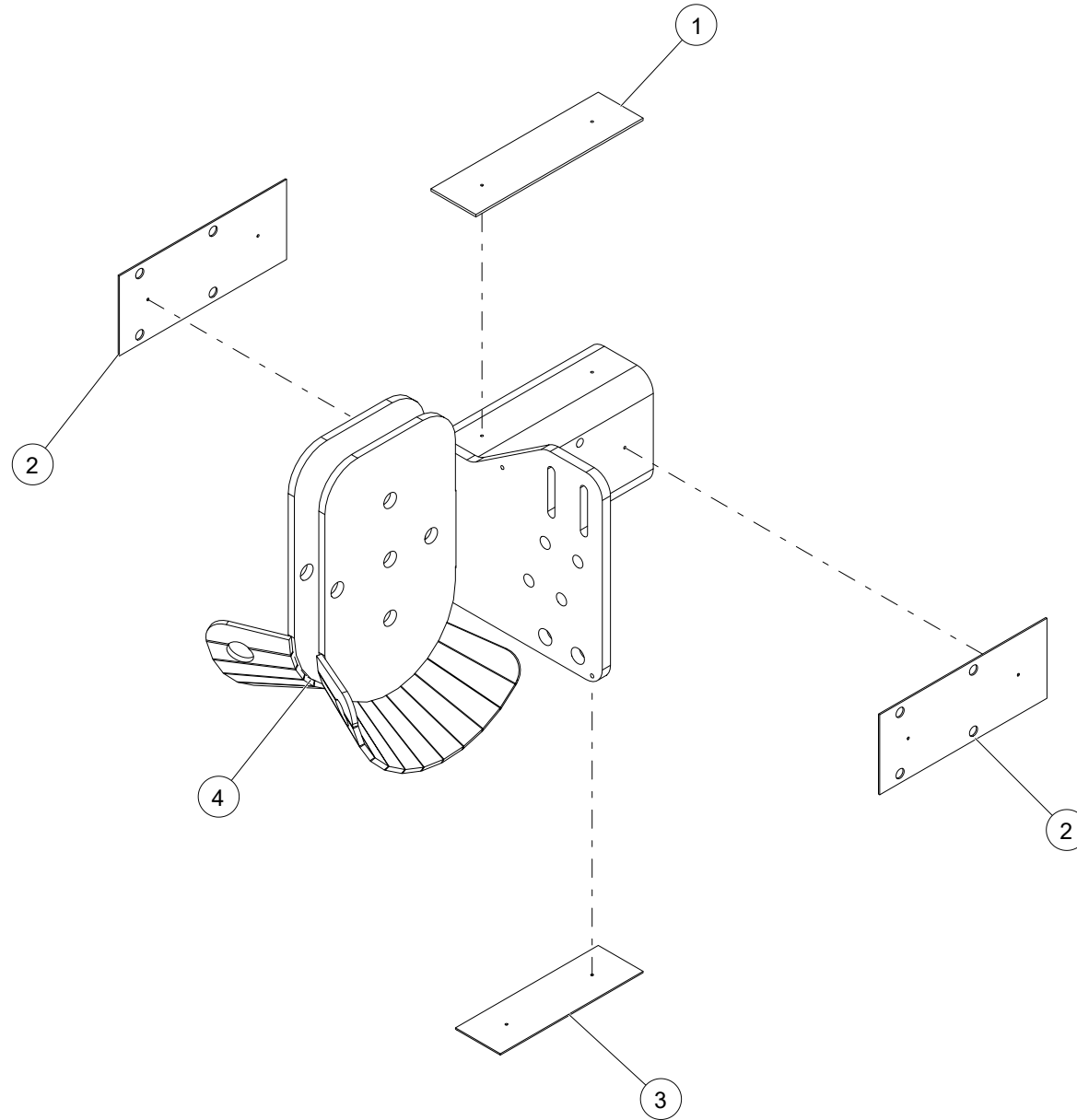


WHEN ORDERING PARTS, SPECIFY MODEL NUMBER, SERIAL NUMBER AND DESCRIPTION OF PARTS REQUIRED

ITEM	PART NUMBER	DESCRIPTION	QUANTITY	NOTES
	LK-4617	FIBERGLASS BOOM ASM, W/WEAR PADS		
7	1042355	PLASTIC, .75 THK	2	

WHEN ORDERING PARTS, SPECIFY MODEL NUMBER, SERIAL NUMBER AND DESCRIPTION OF PARTS REQUIRED

SHIMLESS SHEEVE HEAD



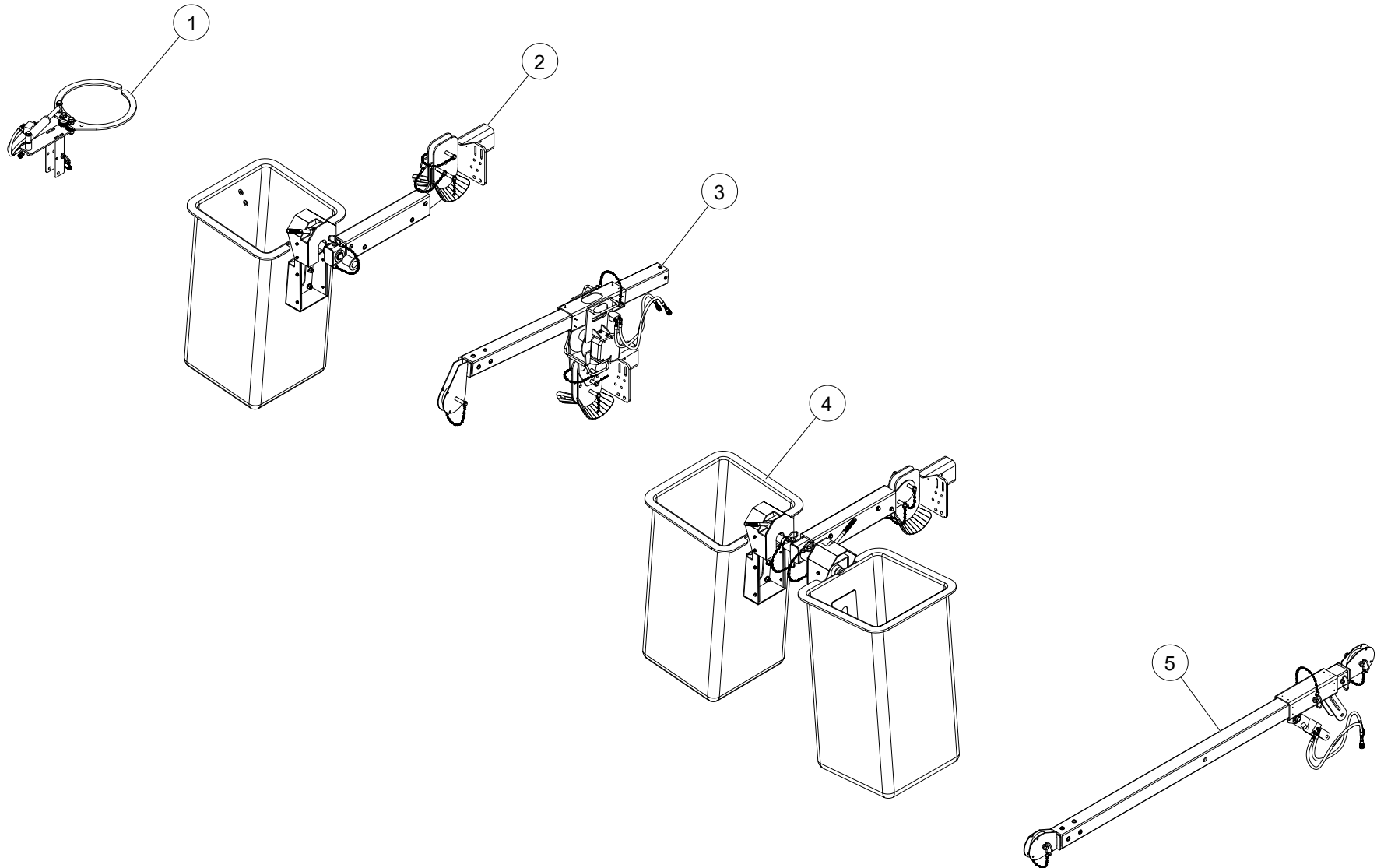
WHEN ORDERING PARTS, SPECIFY MODEL NUMBER, SERIAL NUMBER AND DESCRIPTION OF PARTS REQUIRED

SHIMLESS SHEEVE HEAD

ITEM	PART NUMBER	DESCRIPTION	QUANTITY	NOTES
	LK-2987	SHIMLESS SHEEVE HEAD		
1	1042329	PLASTIC SHT, .13 THK	1	
2	1042328	PLASTIC SHT, .07 THK	2	
3	1042330	PLASTIC SHT, .07 THK	1	
4	1042029	SHEEVEHEAD WELDMENT	1	

WHEN ORDERING PARTS, SPECIFY MODEL NUMBER, SERIAL NUMBER AND DESCRIPTION OF PARTS REQUIRED

BOOM TIP OPTIONS



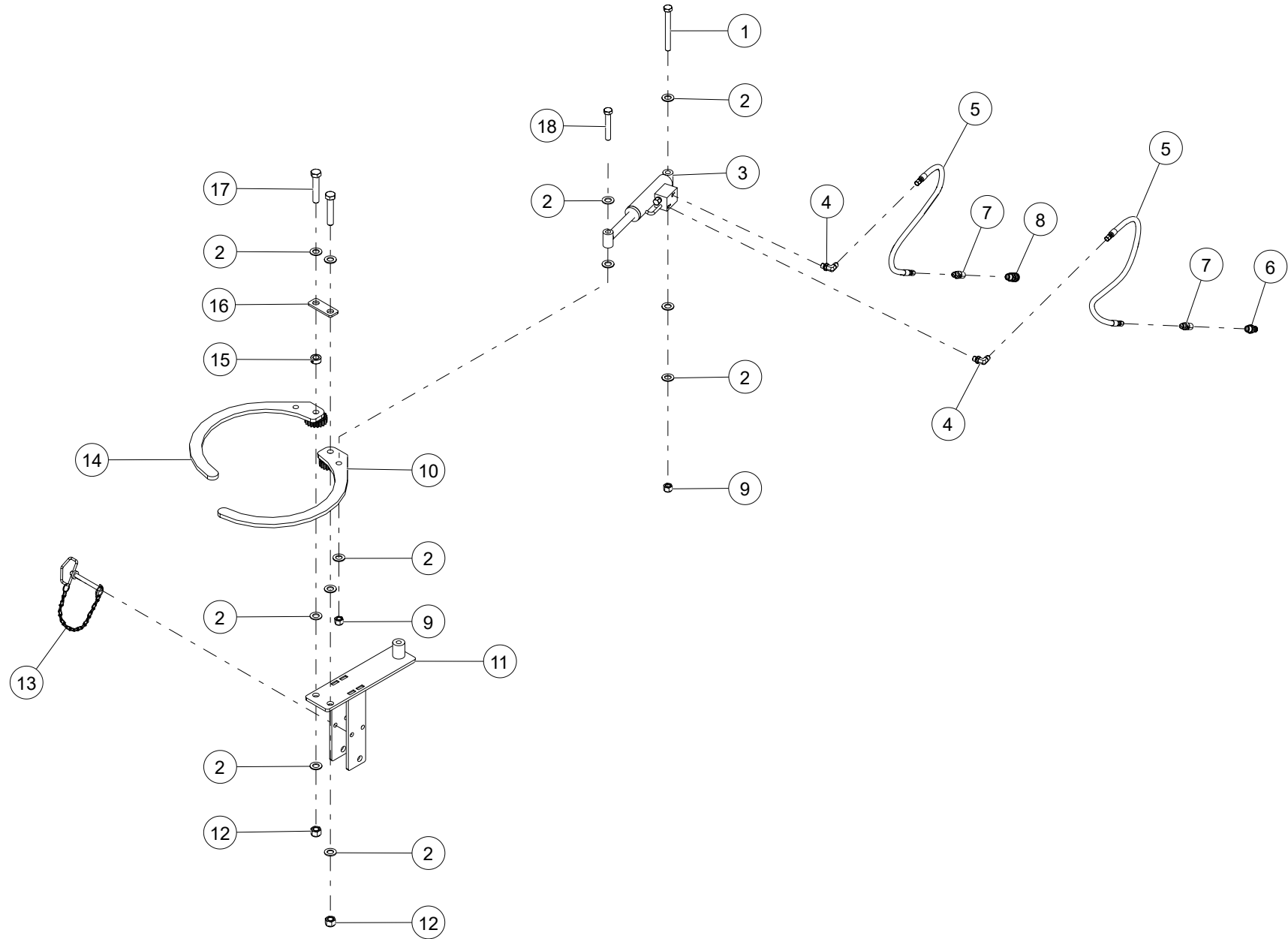
WHEN ORDERING PARTS, SPECIFY MODEL NUMBER, SERIAL NUMBER AND DESCRIPTION OF PARTS REQUIRED

BOOM TIP OPTIONS

ITEM	PART NUMBER	DESCRIPTION	QUANTITY	NOTES
	1042796	BOOM TIP OPTIONS		
1	LK-3000	STANDARD POLE CLAW ASSEMBLY	1	SEE PAGE 74
2	C1057364	SINGLE BUCKET ARM INSTALLATION	1	SEE PAGE 76
3	C1057369	CAN HANDLER WINCH INSTALLATION	1	SEE PAGE 86
4	C1057371	DUAL BUCKET 300 LBS INSTALLATION	1	SEE PAGE 92
5	C1057373	TRANSFORMER MATERIAL HANDLING JIB INSTALLATION	1	SEE PAGE 96

WHEN ORDERING PARTS, SPECIFY MODEL NUMBER, SERIAL NUMBER AND DESCRIPTION OF PARTS REQUIRED

STANDARD POLE CLAW ASSEMBLY



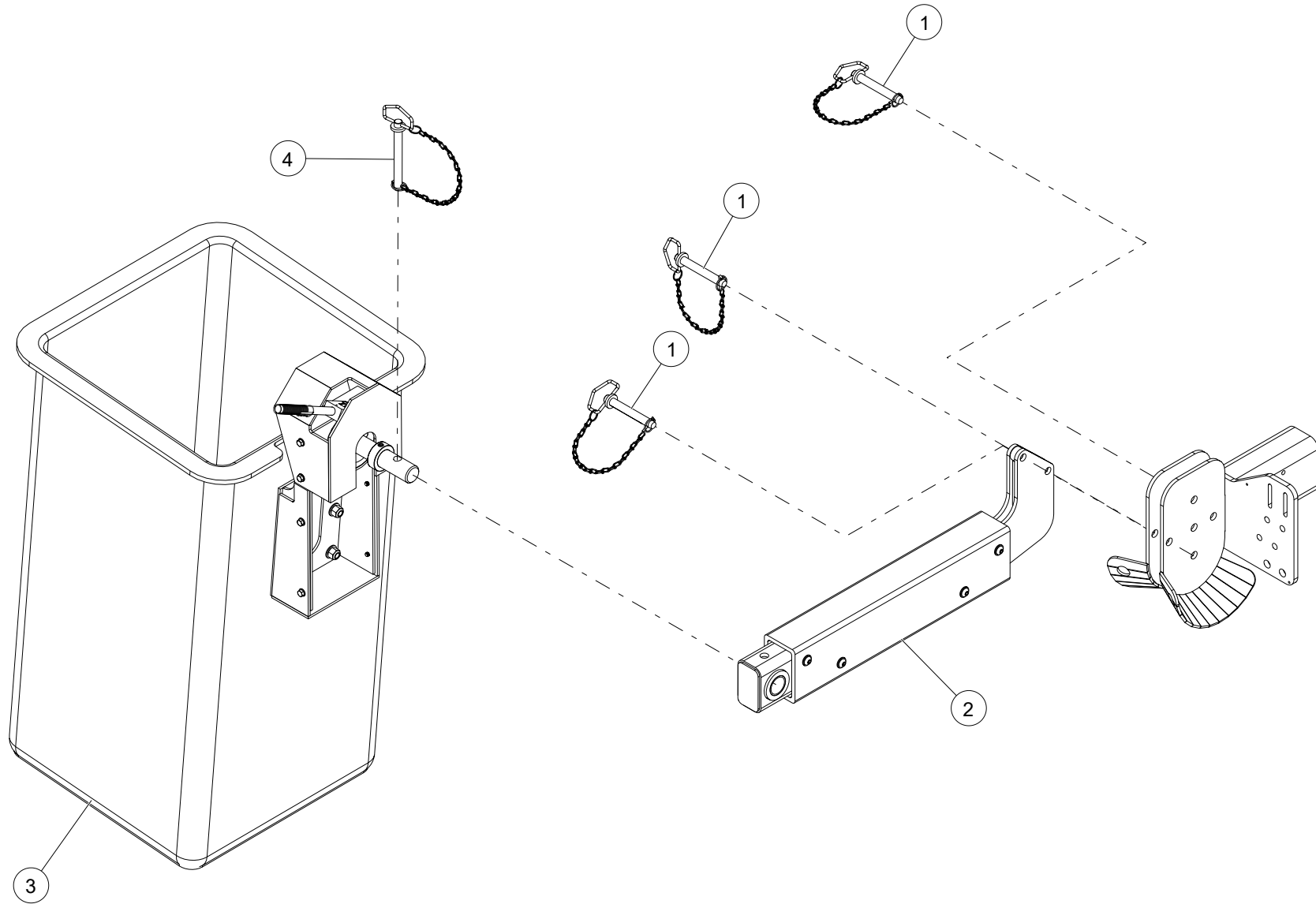
WHEN ORDERING PARTS, SPECIFY MODEL NUMBER, SERIAL NUMBER AND DESCRIPTION OF PARTS REQUIRED

STANDARD POLE CLAW ASSEMBLY

ITEM	PART NUMBER	DESCRIPTION	QUANTITY	NOTES
	LK-3000	STANDARD POLE CLAW ASSEMBLY		
1	HHCS-C625F008Z0	HEX HEAD CAP SCREW, 5/8-11 X 6 LEN, GR8, ZN	1	
2	1042299	WASHER, .75 ID, GRADE 8	12	
3	LK-700-150100	CYLINDER ASSY	1	
4	1013385	ELBOW,90,MJIC-4/MORB-4	2	
5	1028275	HOSE, -4, 3000, FJIC-4SW / FJIC-4SW, 26	2	
6	LK-FIT-113	QUICK DISCONNECT COUPLER, SMALL MALE	1	
7	1009784	ADAPTOR, MJIC-4 / MNPT-4	2	
8	LK-FIT-114	QUICK DISCONNECT COUPLER, SMALL FEMALE	1	
9	NUT3-C6250008Z0	NYLON LOCK NUT, 5/8-11, GR8, ZN	2	
10	LK-3083	TALL GEAR, SMALL POLE CLAW ASM	1	
11	LK-3005	POLE CLAW SUB WELDMENT	1	
12	NUT3-C7500008Z0	NYLON LOCK NUT, 3/4-10, GR8, ZN	2	
13	LK-PIN-129	CLEVIS PIN, W/CHAIN, 1/2 X 4"	1	
14	LK-3082	GEAR SHORT MEDIUM POLE CLAW ASSY	1	
15	LK-MEC-510	SET SCREW SHAFT COLLAR	1	
16	LK-3004	POLE CLAW CONNECTING PLATE	1	
17	HHCS-C750D008Z0	HEX HEAD CAP SCREW, 3/4-10 X 4 LEN, GR8, ZN	2	
18	HHCS-C625D00CZ0	HEX HEAD CAP SCREW, 5/8-11 X 4 LEN, GR8, ZINC	1	

WHEN ORDERING PARTS, SPECIFY MODEL NUMBER, SERIAL NUMBER AND DESCRIPTION OF PARTS REQUIRED

SINGLE BUCKET ARM INSTALLATION



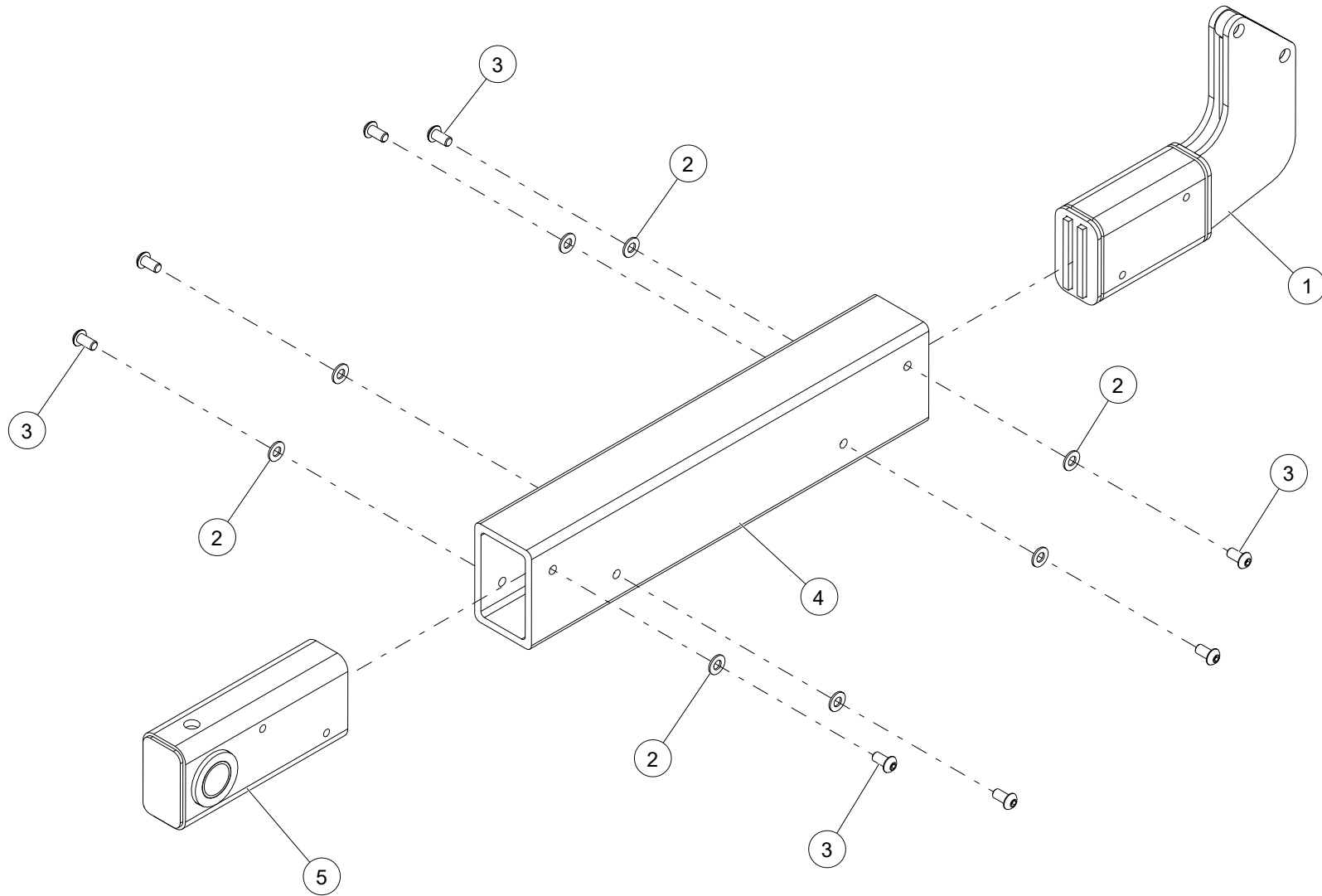
WHEN ORDERING PARTS, SPECIFY MODEL NUMBER, SERIAL NUMBER AND DESCRIPTION OF PARTS REQUIRED

SINGLE BUCKET ARM INSTALLATION

ITEM	PART NUMBER	DESCRIPTION	QUANTITY	NOTES
	C1057364	SINGLE BUCKET ARM INSTALLATION		
1	LK-PIN-130	CLEVIS PIN W/CHAIN, .75 X 4.75	3	
2	LK-3740	SINGLE BUCKET ARM ADAPTER	1	SEE PAGE 78
3	1042795	COMPLETE BUCKET ASSEMBLY	1	SEE PAGE 80
4	LK-PIN-139	CLEVIS PIN W/CHAIN, .75 X 6.25	1	

WHEN ORDERING PARTS, SPECIFY MODEL NUMBER, SERIAL NUMBER AND DESCRIPTION OF PARTS REQUIRED

SINGLE BUCKET ARM ADAPTER



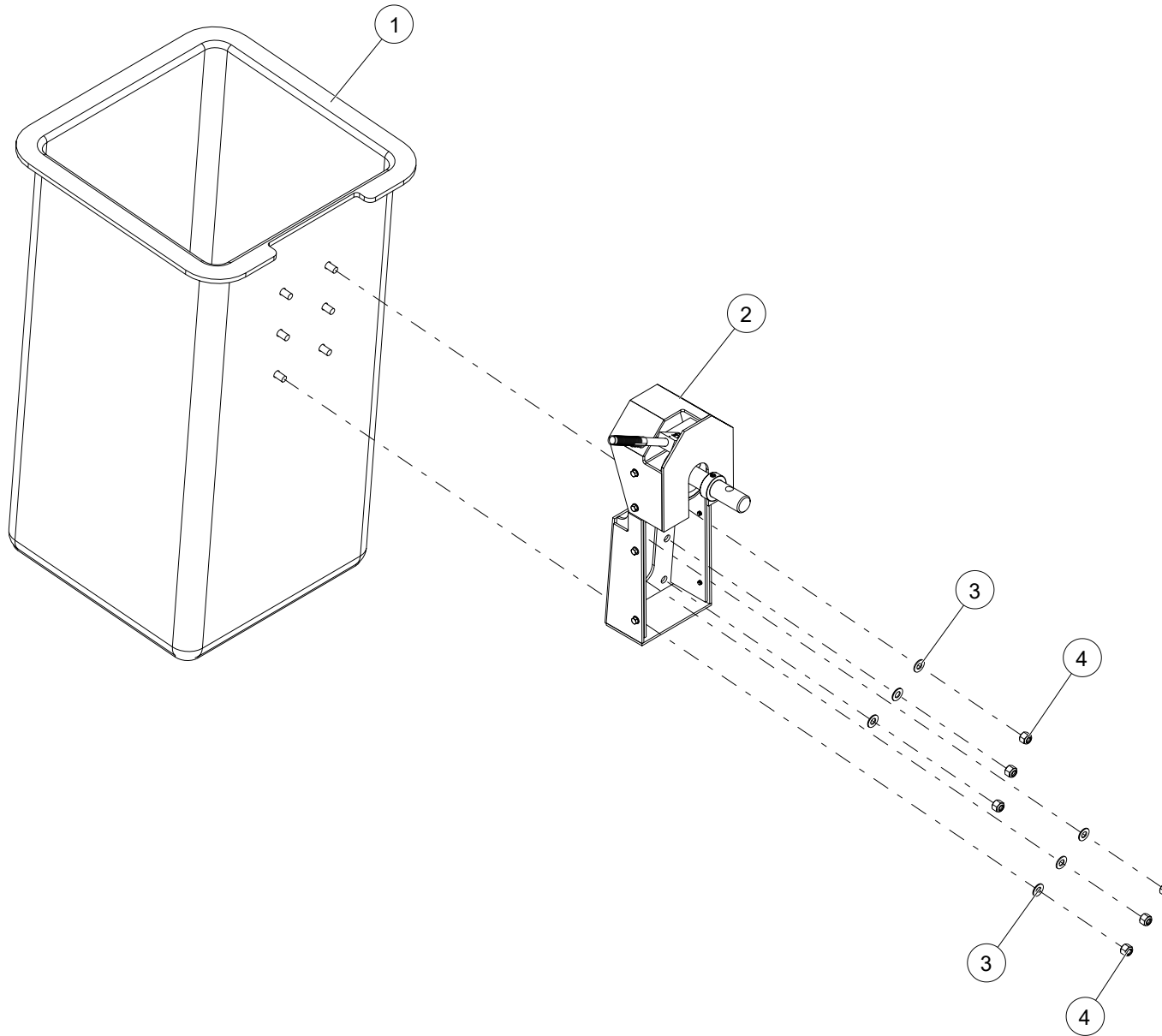
WHEN ORDERING PARTS, SPECIFY MODEL NUMBER, SERIAL NUMBER AND DESCRIPTION OF PARTS REQUIRED

SINGLE BUCKET ARM ADAPTER

ITEM	PART NUMBER	DESCRIPTION	QUANTITY	NOTES
	LK-3740	SINGLE BUCKET ARM ADAPTER		
1	1042678	ARM ADAPTER WELDMENT	1	
2	WSH2-X5000008Z0	SAE WASHER, 1/2, GR8, ZN	8	
3	SH03-C500A00ZZ0	SHCS BUTTON HEAD, 1/2-13 X 1 LEN, ZN	8	
4	1042676	RECT TUBE, FBGLS, 6X4X0.5	1	
5	1042684	BUCKET ARM PIVOT WELDMENT	1	

WHEN ORDERING PARTS, SPECIFY MODEL NUMBER, SERIAL NUMBER AND DESCRIPTION OF PARTS REQUIRED

COMPLETE BUCKET ASSEMBLY



WHEN ORDERING PARTS, SPECIFY MODEL NUMBER, SERIAL NUMBER AND DESCRIPTION OF PARTS REQUIRED

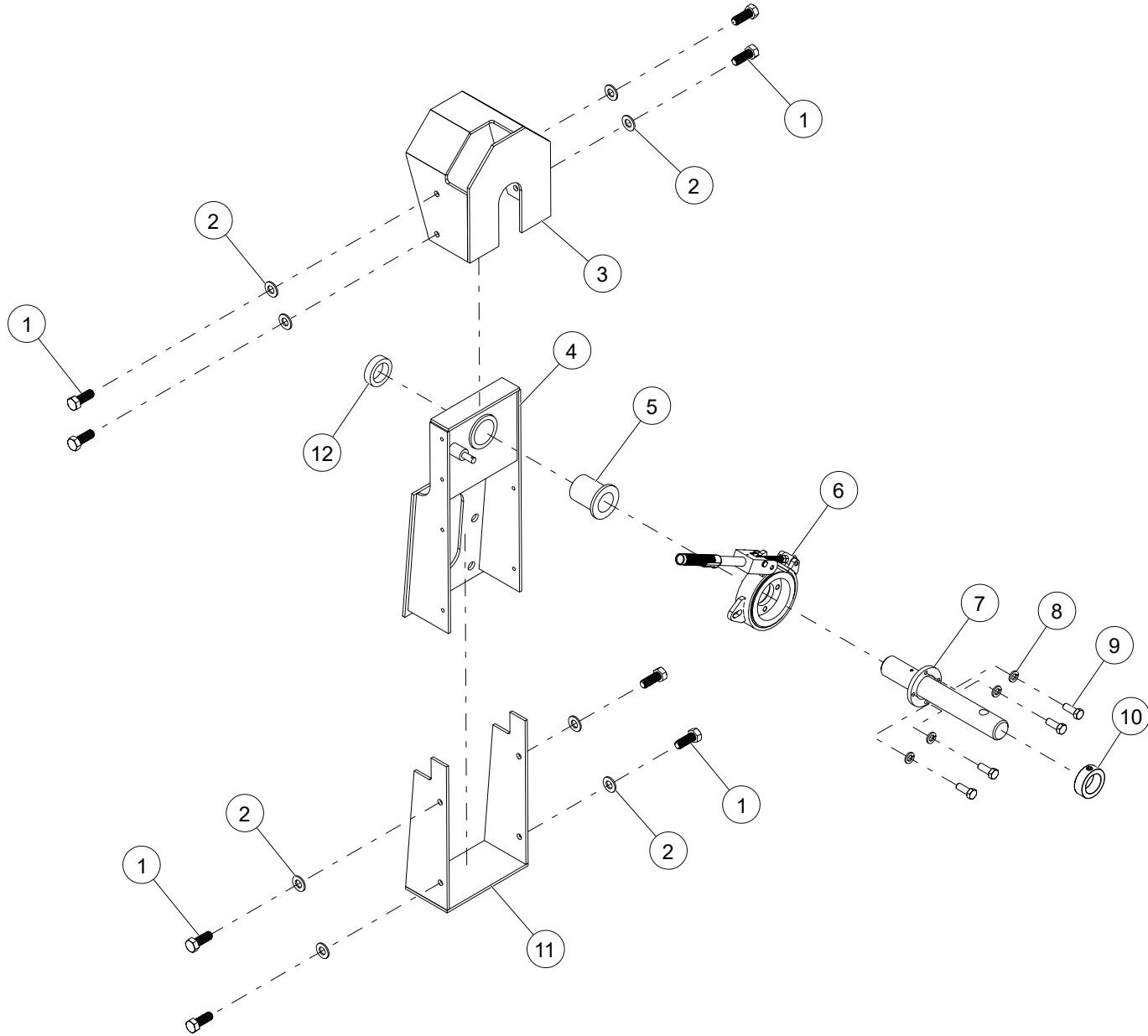
COMPLETE BUCKET ASSEMBLY

ITEM	PART NUMBER	DESCRIPTION	QUANTITY	NOTES
	1042795	COMPLETE BUCKET ASSEMBLY		
1	LK-MEC-611	SINGLE BUCKET FIBERGLASS	1	
2	LK-2450	BUCKET HANGER ASSEMBLY	1	SEE PAGE 82
3	WSH2-X6250008Z0	SAE WASHER, 5/8, GR8, ZN	6	
4	NUT3-C6250008Z0	NYLON LOCK NUT, 5/8-11, GR8, ZN	6	
5*	LK-MEC-612	SINGLE BUCKET PLASTIC LINER	1	
6*	LK-MEC-313	FIBERGLASS TOOL TRAY	1	

* ITEM NOT SHOWN IN THE ILLUSTRATION

WHEN ORDERING PARTS, SPECIFY MODEL NUMBER, SERIAL NUMBER AND DESCRIPTION OF PARTS REQUIRED

BUCKET HANGER ASSEMBLY



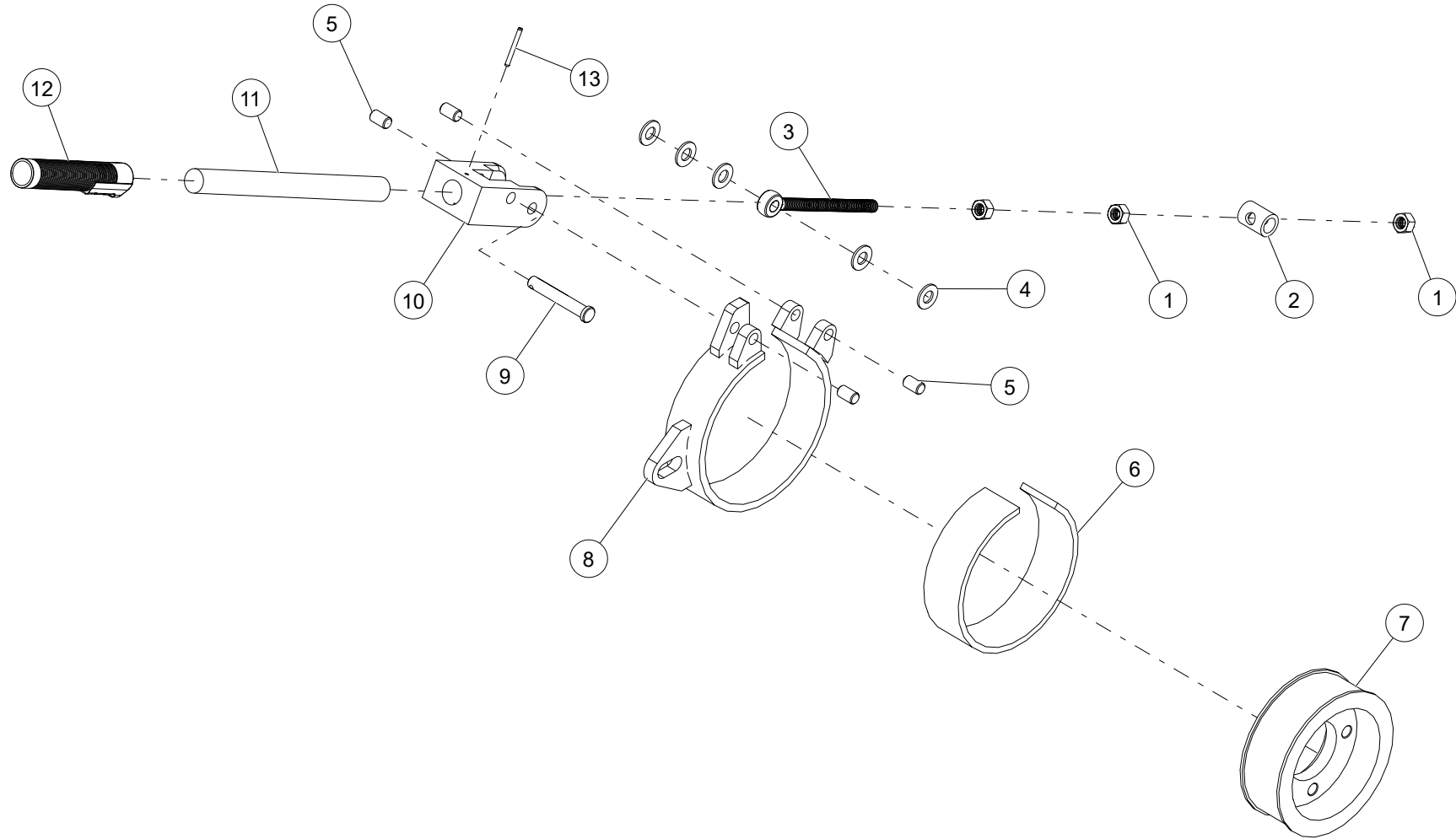
WHEN ORDERING PARTS, SPECIFY MODEL NUMBER, SERIAL NUMBER AND DESCRIPTION OF PARTS REQUIRED

BUCKET HANGER ASSEMBLY

ITEM	PART NUMBER	DESCRIPTION	QUANTITY	NOTES
	LK-2450	BUCKET HANGER ASSEMBLY		
1	1042758	NYLON HEX CAP SCREW	8	
2	1042759	NYLON WASHER	8	
3	LK-2438	BUCKET INSULATED UPPER COVER	1	
4	LK-2075	BUCKET HANGER WLDMNT	1	
5	1042760	ALLOY BRONZE FLANGE BUSHING	1	
6	1042767	BRAKE W/HANDLE ASM	1	SEE PAGE 84
7	LK-2039	BUCKET HANGER SHAFT WLDMNT	1	
8	WSH4-X3750008Z0	SPIRAL LOCK WASHER, 3/8, GR8, ZN	4	
9	HHCS-C375A008Z0	HEX HEAD CAP SCREW, 3/8-16 X 1 LEN, GR8, ZN	4	
10	1042727	SHAFT COLLAR	1	
11	LK-2444	BUCKET INSULATED LOWER COVER	1	
12	LK-2035	ROUND TUBE	1	

WHEN ORDERING PARTS, SPECIFY MODEL NUMBER, SERIAL NUMBER AND DESCRIPTION OF PARTS REQUIRED

BRAKE W/HANDLE ASSEMBLY



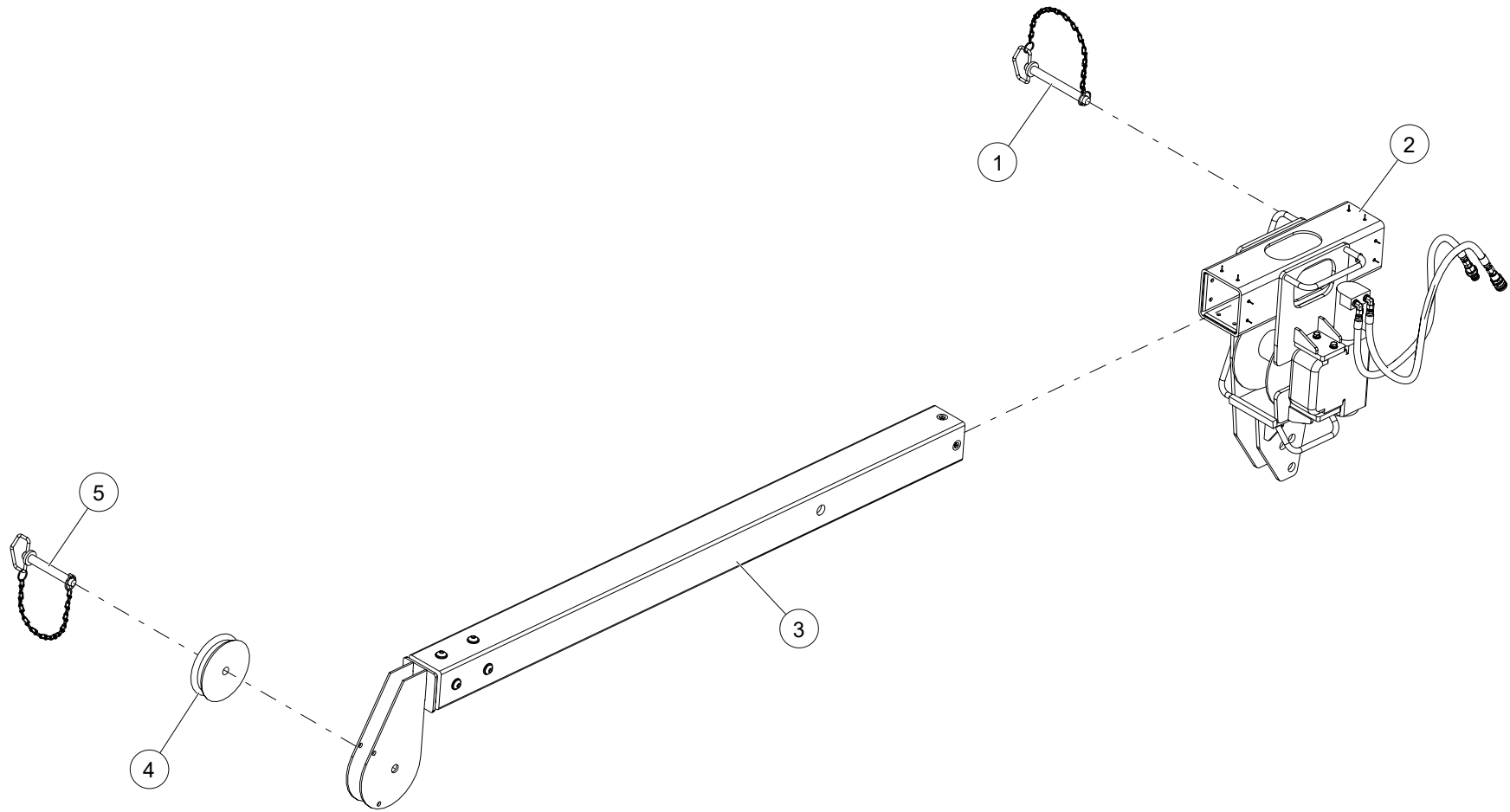
WHEN ORDERING PARTS, SPECIFY MODEL NUMBER, SERIAL NUMBER AND DESCRIPTION OF PARTS REQUIRED

BRAKE W/HANDLE ASSEMBLY

ITEM	PART NUMBER	DESCRIPTION	QUANTITY	NOTES
	1042767	BRAKE W/HANDLE ASSEMBLY		
1	1042770	NUT, 3/8-16 UNC	3	
2	1042735	ROUND TUBE	1	
3	1042733	BRAKE LINK	1	
4	1042771	3/8 WASHER	5	
5	1042766	ROUND BAR	4	
6	LK-2451	BRAKE LINER	1	
7	LK-2458	BRAKE DRUM	1	
8	1042761	BRAKE SHOE WELDMENT	1	
9	1042769	CLEVIS PIN	1	
10	LK-2460	BAR	1	
11	1042737	ROUND ROD, FIBERGLASS	1	
12	1042736	PLASTIC GRIP	1	
13	1042768	SPRING PIN	1	

WHEN ORDERING PARTS, SPECIFY MODEL NUMBER, SERIAL NUMBER AND DESCRIPTION OF PARTS REQUIRED

CAN HANDLER WINCH INSTALLATION



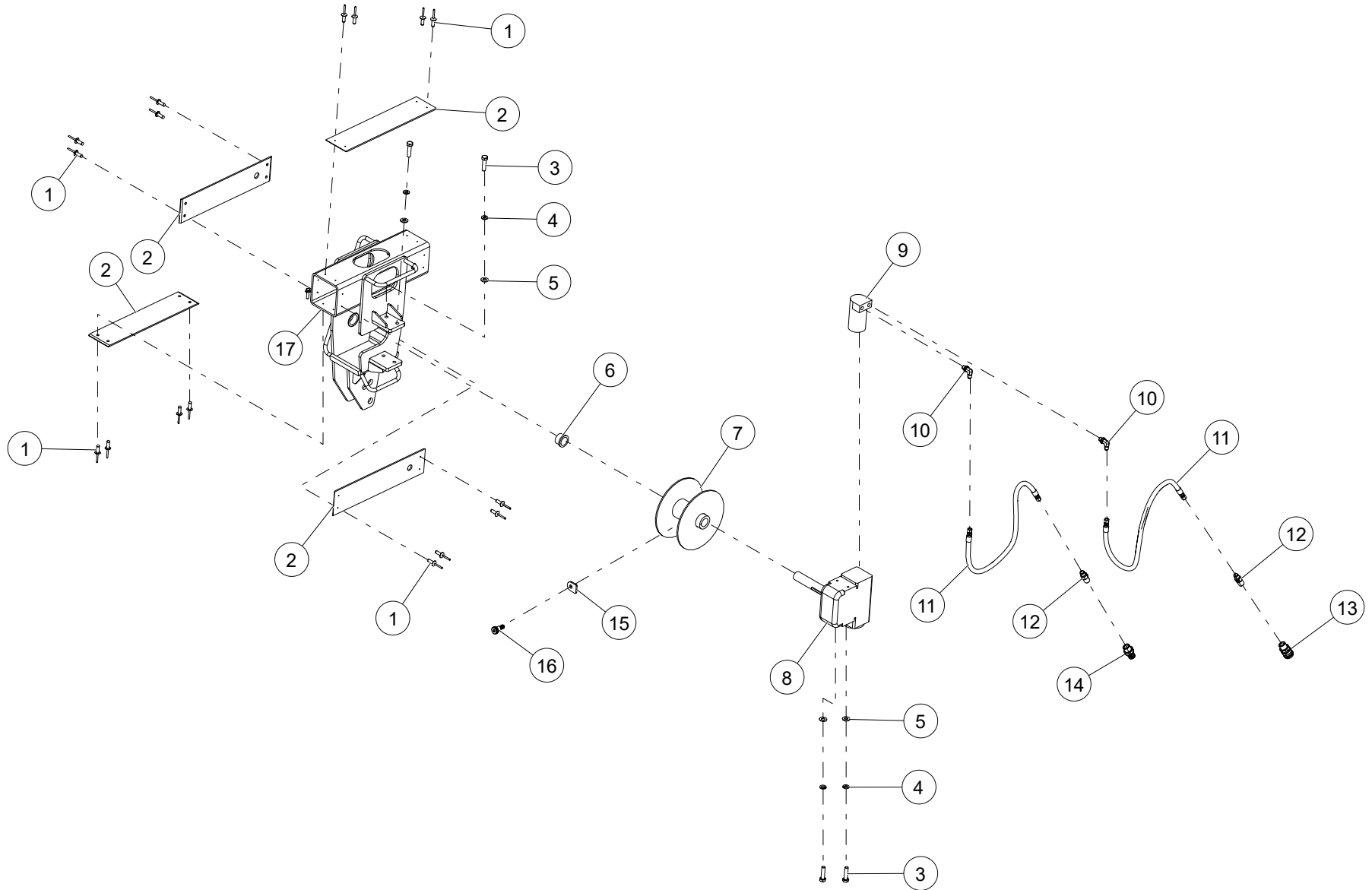
WHEN ORDERING PARTS, SPECIFY MODEL NUMBER, SERIAL NUMBER AND DESCRIPTION OF PARTS REQUIRED

CAN HANDLER WINCH INSTALLATION

ITEM	PART NUMBER	DESCRIPTION	QUANTITY	NOTES
	C1057369	CAN HANDLER WINCH INSTALLATION		
1	LK-PIN-139	CLEVIS PIN W/CHAIN, .75 X 6.25	1	
2	LK-3592	CAN HANDLER WINCH ASM	1	SEE PAGE 88
3	LK-FIB-160	CAN HANDLER JIB ARM	1	SEE PAGE 90
4	1042034	SHEAVE	1	
5	LK-PIN-130	CLEVIS PIN W/CHAIN, .75 X 4.75	1	

WHEN ORDERING PARTS, SPECIFY MODEL NUMBER, SERIAL NUMBER AND DESCRIPTION OF PARTS REQUIRED

CAN HANDLER WINCH ASSEMBLY



WHEN ORDERING PARTS, SPECIFY MODEL NUMBER, SERIAL NUMBER AND DESCRIPTION OF PARTS REQUIRED

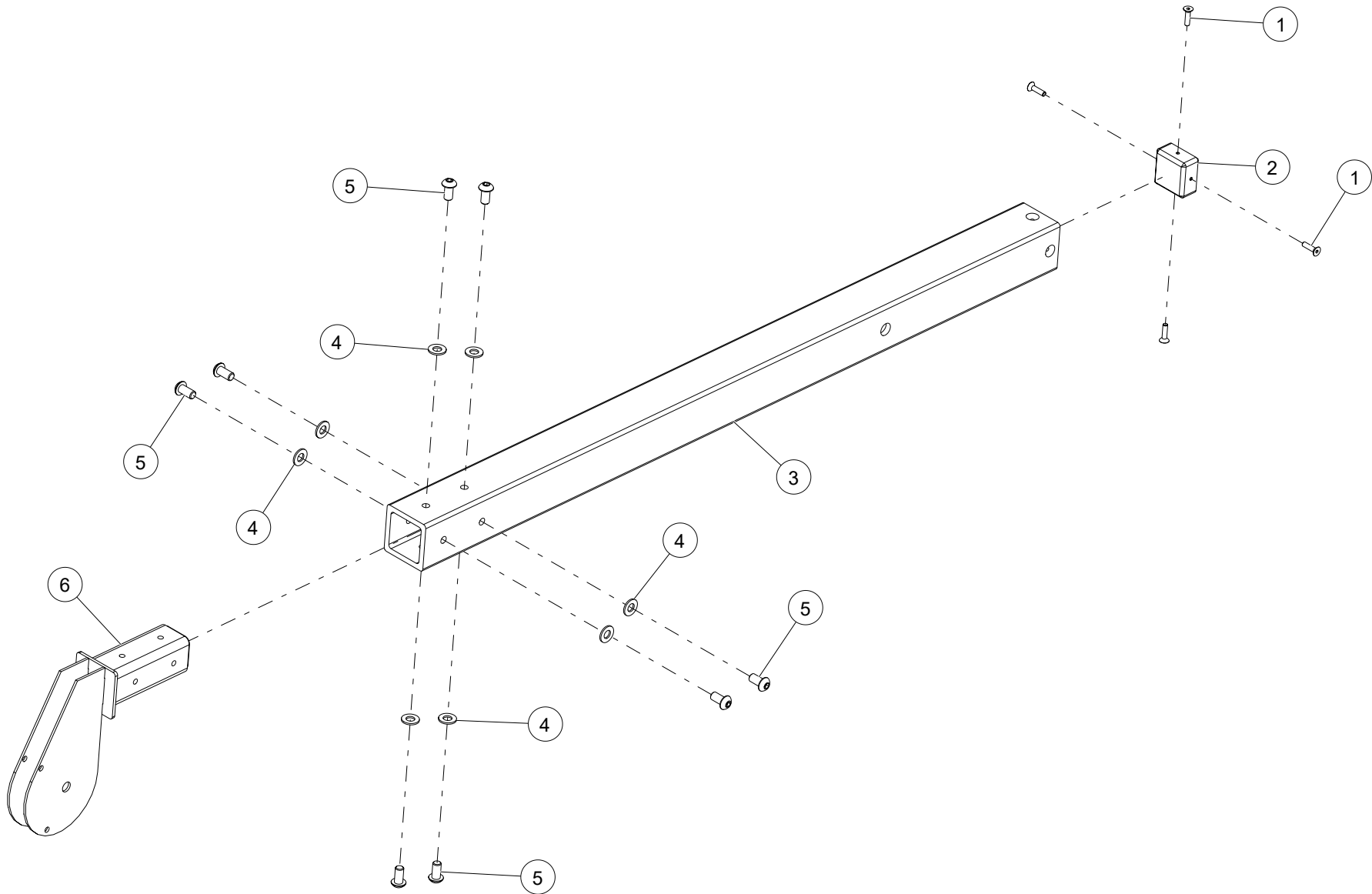
CAN HANDLER WINCH ASSEMBLY

ITEM	PART NUMBER	DESCRIPTION	QUANTITY	NOTES
	LK-3592	CAN HANDLER WINCH ASSEMBLY		
1	C1047436	1/8" RIVET NUT FOR 0.126"-0.187" THICKNESS	16	
2	LK-3567	PLASTIC SHEET, .19 THK	4	
3	HHCS-C313A258Z0	HEX HEAD CAP SCREW, 5/16-18 X 1 1/4 LEN, GR8, ZN	4	
4	WSH4-X3130008Z0	SPIRAL LOCK WASHER, 5/16, GR8, ZN	4	
5	WSH2-X3130008Z0	SAE WASHER, 5/16, GR8, ZN	4	
6	1042708	BRONZE ALLOY BUSHING	1	
7	LK-3564	WINCH DRUM	1	
8	LK-WNH-210	WORM GEAR BOX	1	
9	LK-MTR-140	HYDRAULIC MOTOR	1	
10	1013385	ELBOW,90,MJIC-4/MORB-4	2	
11	1028275	HOSE, -4, 3000, FJIC-4SW / FJIC-4SW, 26	2	
12	1009784	ADAPTOR, MJIC-4 / MNPT-4	2	
13	LK-FIT-114	QUICK DISCONNECT COUPLER, SMALL FEMALE	1	
14	LK-FIT-113	QUICK DISCONNECT COUPLER, SMALL MALE	1	
15	LK-3495	WINCH ROPE WASHER	1	
16	LK-3564-1	SHOULDER SCREW	1	
17	LK-3593	WINCH BRACKET WELDMENT	1	
18*	1042787	WINCH ROPE ASSEMBLY	1	

* ITEM NOT SHOWN IN THE ILLUSTRATION

WHEN ORDERING PARTS, SPECIFY MODEL NUMBER, SERIAL NUMBER AND DESCRIPTION OF PARTS REQUIRED

CAN HANDLER JIB ARM



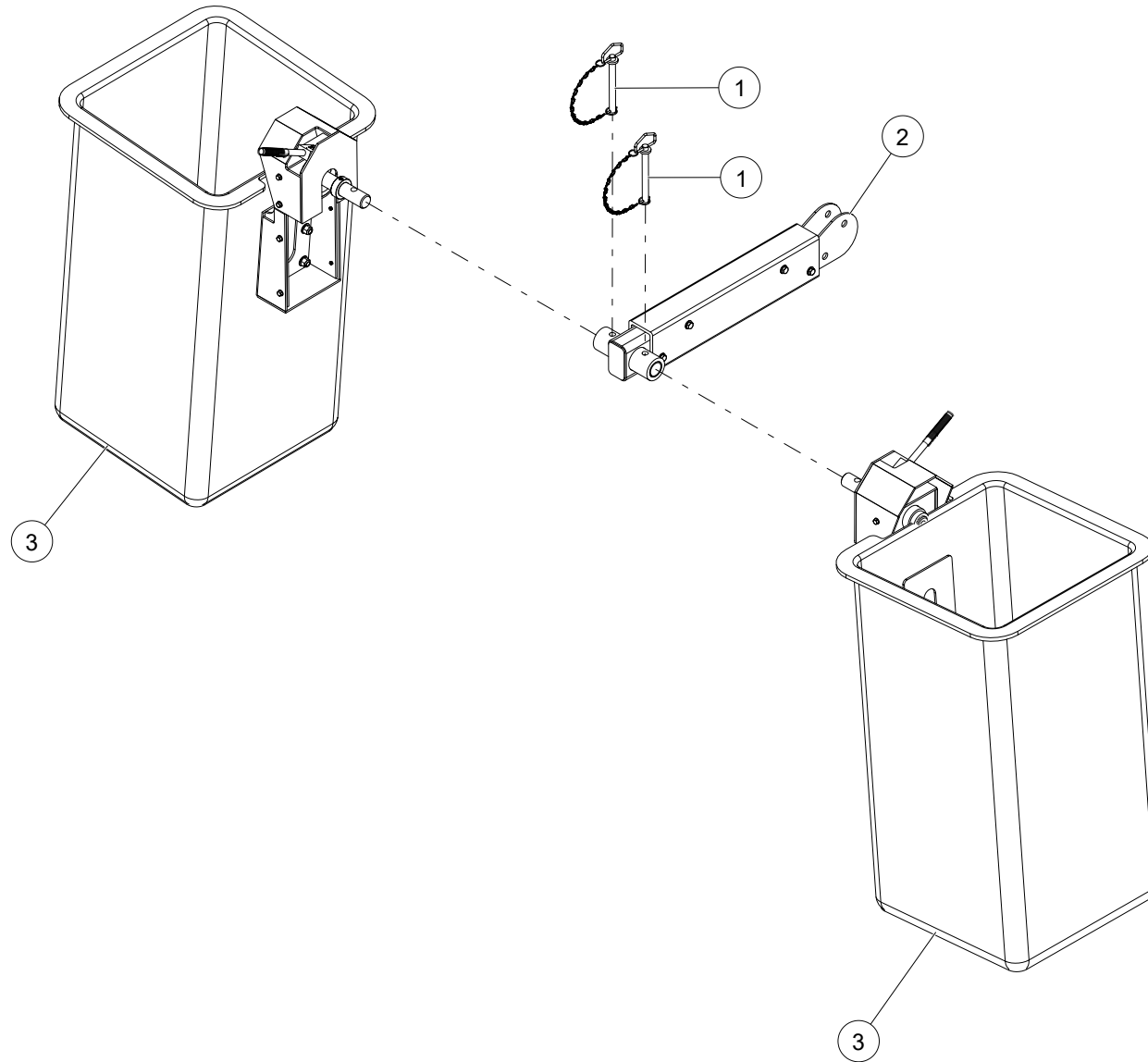
WHEN ORDERING PARTS, SPECIFY MODEL NUMBER, SERIAL NUMBER AND DESCRIPTION OF PARTS REQUIRED

CAN HANDLER JIB ARM

ITEM	PART NUMBER	DESCRIPTION	QUANTITY	NOTES
	LK-FIB-160	CAN HANDLER JIB ARM		
1	SH02-C250A00BB0	SHCS C'SUNK HEAD, 1/4-20 X 1 LEN, ZN	4	
2	1042697	SQ BAR, PLASTIC	1	
3	1042698	SQUARE TUBE, FIBERGLASS JIB	1	
4	WSH2-X5000008Z0	SAE WASHER, 1/2, GR8, ZN	8	
5	SH03-C500A00ZZ0	SHCS BUTTON HEAD, 1/2-13 X 1 LEN, ZN	8	
6	1042699	SHEEVE BRKT WLDMNT	1	

WHEN ORDERING PARTS, SPECIFY MODEL NUMBER, SERIAL NUMBER AND DESCRIPTION OF PARTS REQUIRED

DUAL BUCKET 300 LBS INSTALLATION



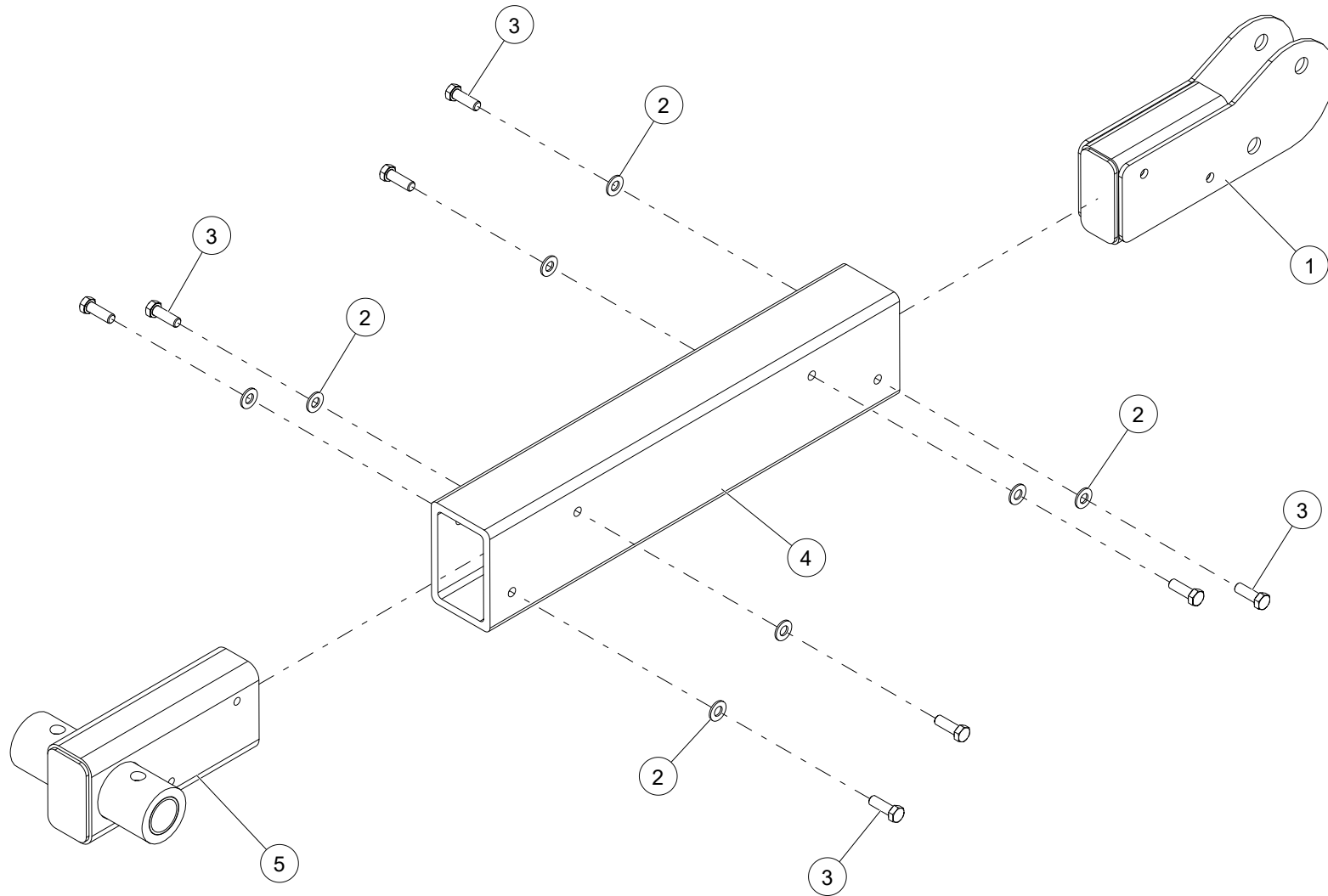
WHEN ORDERING PARTS, SPECIFY MODEL NUMBER, SERIAL NUMBER AND DESCRIPTION OF PARTS REQUIRED

DUAL BUCKET 300 LBS INSTALLATION

ITEM	PART NUMBER	DESCRIPTION	QUANTITY	NOTES
	C1057371	DUAL BUCKET 300 LBS INSTALLATION		
1	1042798	CLEVIS PIN W/CHAIN, .75 X 7.00	2	
2	LK-5700	DUAL BUCKET ADAPTER	1	SEE PAGE 94
3	1042795	COMPLETE BUCKET ASSEMBLY	2	SEE PAGE 80

WHEN ORDERING PARTS, SPECIFY MODEL NUMBER, SERIAL NUMBER AND DESCRIPTION OF PARTS REQUIRED

DUAL BUCKET ADAPTER



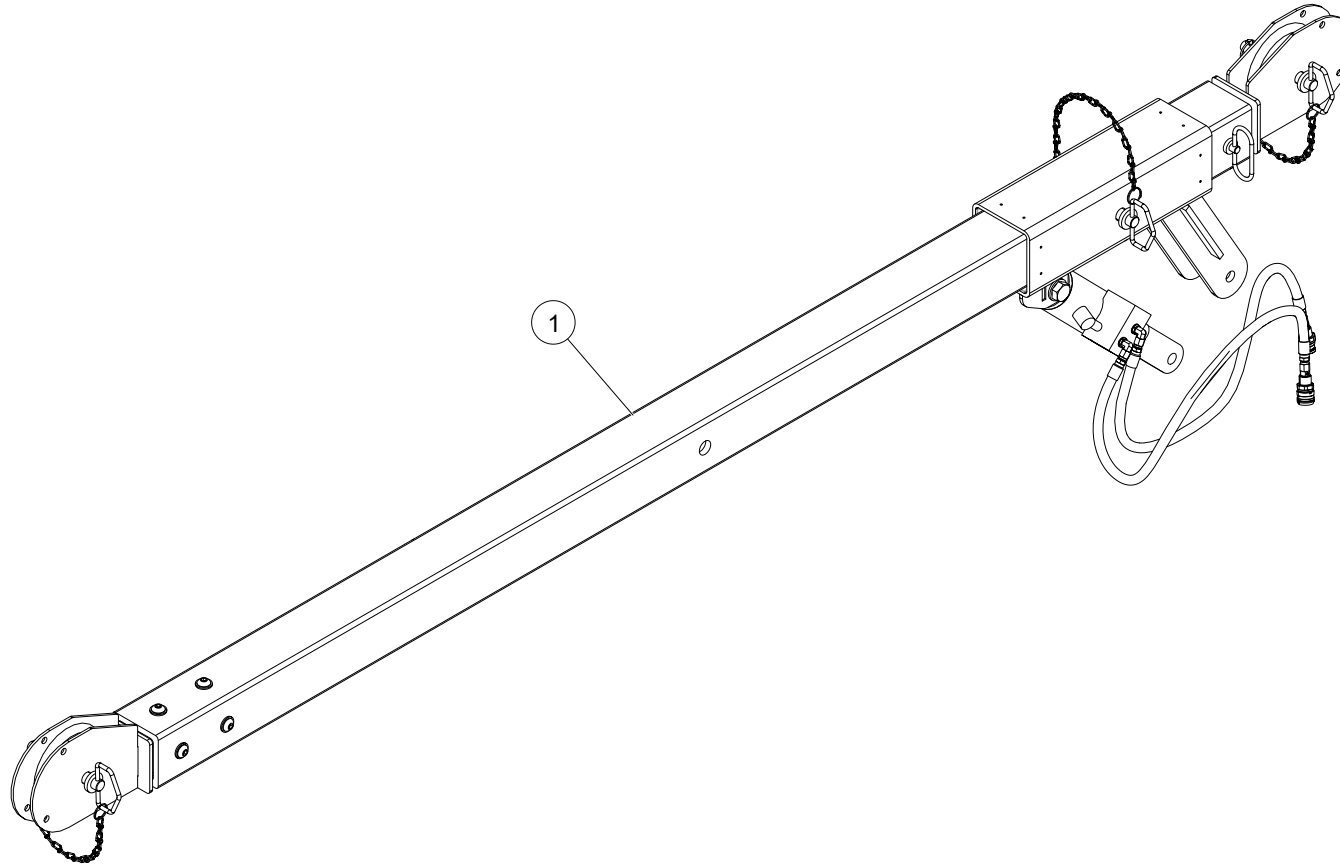
WHEN ORDERING PARTS, SPECIFY MODEL NUMBER, SERIAL NUMBER AND DESCRIPTION OF PARTS REQUIRED

DUAL BUCKET ADAPTER

ITEM	PART NUMBER	DESCRIPTION	QUANTITY	NOTES
	LK-5700	DUAL BUCKET ADAPTER		
1	1042693	WELDMENT, DUAL BUCKET ADPT SHEAVE	1	
2	WSH2-X5000008Z0	SAE WASHER, 1/2, GR8, ZN	8	
3	HHCS-C500A508Z0	HEX HEAD CAP SCREW, 1/2-13 X 11/2 LEN, GR8, ZN	8	
4	1042676	RECT TUBE, FBGLS, 6X4X0.5	1	
5	1042690	WELDMENT, DUAL BUCKET ADPT,PIVOT	1	

WHEN ORDERING PARTS, SPECIFY MODEL NUMBER, SERIAL NUMBER AND DESCRIPTION OF PARTS REQUIRED

TRANSFORMER MATERIAL HANDLING JIB INSTALLATION



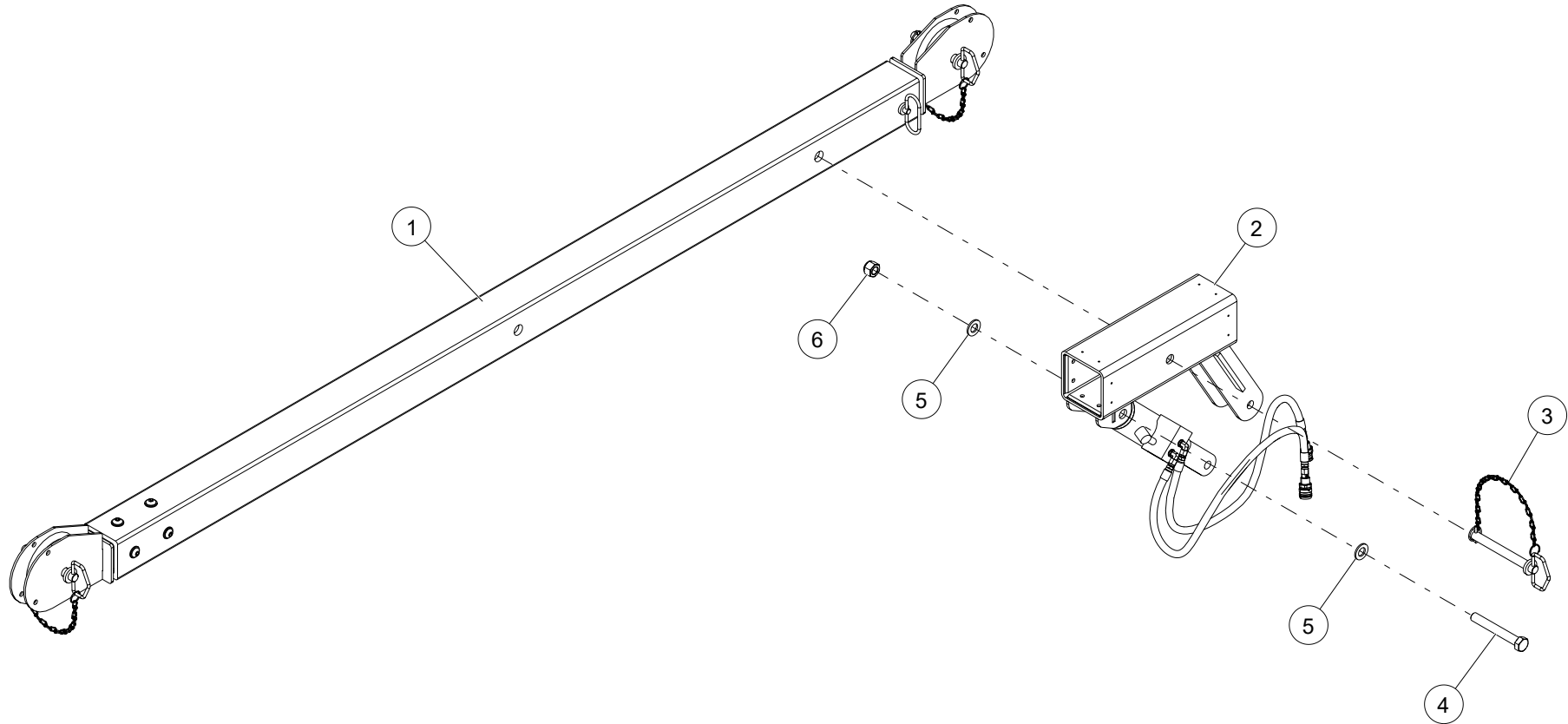
WHEN ORDERING PARTS, SPECIFY MODEL NUMBER, SERIAL NUMBER AND DESCRIPTION OF PARTS REQUIRED

TRANSFORMER MATERIAL HANDLING JIB INSTALLATION

ITEM	PART NUMBER	DESCRIPTION	QUANTITY	NOTES
	C1057373	TRANSFORMER MATERIAL HANDLING JIB INSTALLATION		
1	1042665	MATERIAL HANDLER JIB W/HOLDER	1	SEE PAGE 98

WHEN ORDERING PARTS, SPECIFY MODEL NUMBER, SERIAL NUMBER AND DESCRIPTION OF PARTS REQUIRED

MATERIAL HANDLER JIB W/HOLDER

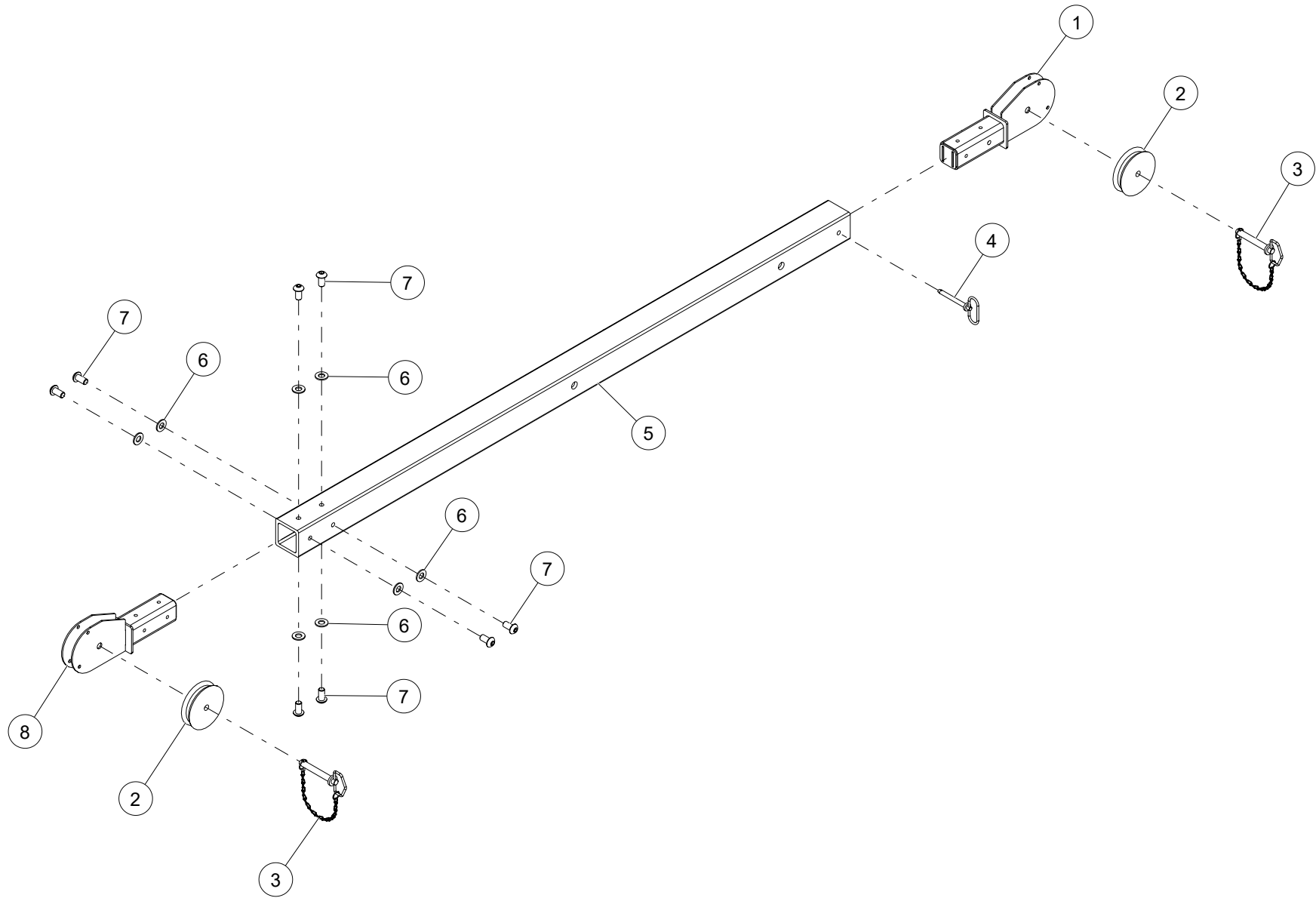


WHEN ORDERING PARTS, SPECIFY MODEL NUMBER, SERIAL NUMBER AND DESCRIPTION OF PARTS REQUIRED

MATERIAL HANDLER JIB W/HOLDER

ITEM	PART NUMBER	DESCRIPTION	QUANTITY	NOTES
	1042665	MATERIAL HANDLER JIB W/HOLDER		
1	LK-FIB-159	MATERIAL HANDLER JIB	1	SEE PAGE 100
2	LK-3242	JIB HOLDER ASM	1	SEE PAGE 102
3	LK-PIN-139	CLEVIS PIN W/CHAIN, .75 X 6.25	1	
4	HHCSC750E508Z0	HEX HEAD CAP SCREW, 3/4-10 X 5 1/2 LEN, GR8, ZN	1	
5	WSH2-X7500008Z0	SAE WASHER, 3/4, GR8, ZN	2	
6	NUT3-C7500008Z0	NYLON LOCK NUT, 3/4-10, GR8, ZN	1	

WHEN ORDERING PARTS, SPECIFY MODEL NUMBER, SERIAL NUMBER AND DESCRIPTION OF PARTS REQUIRED



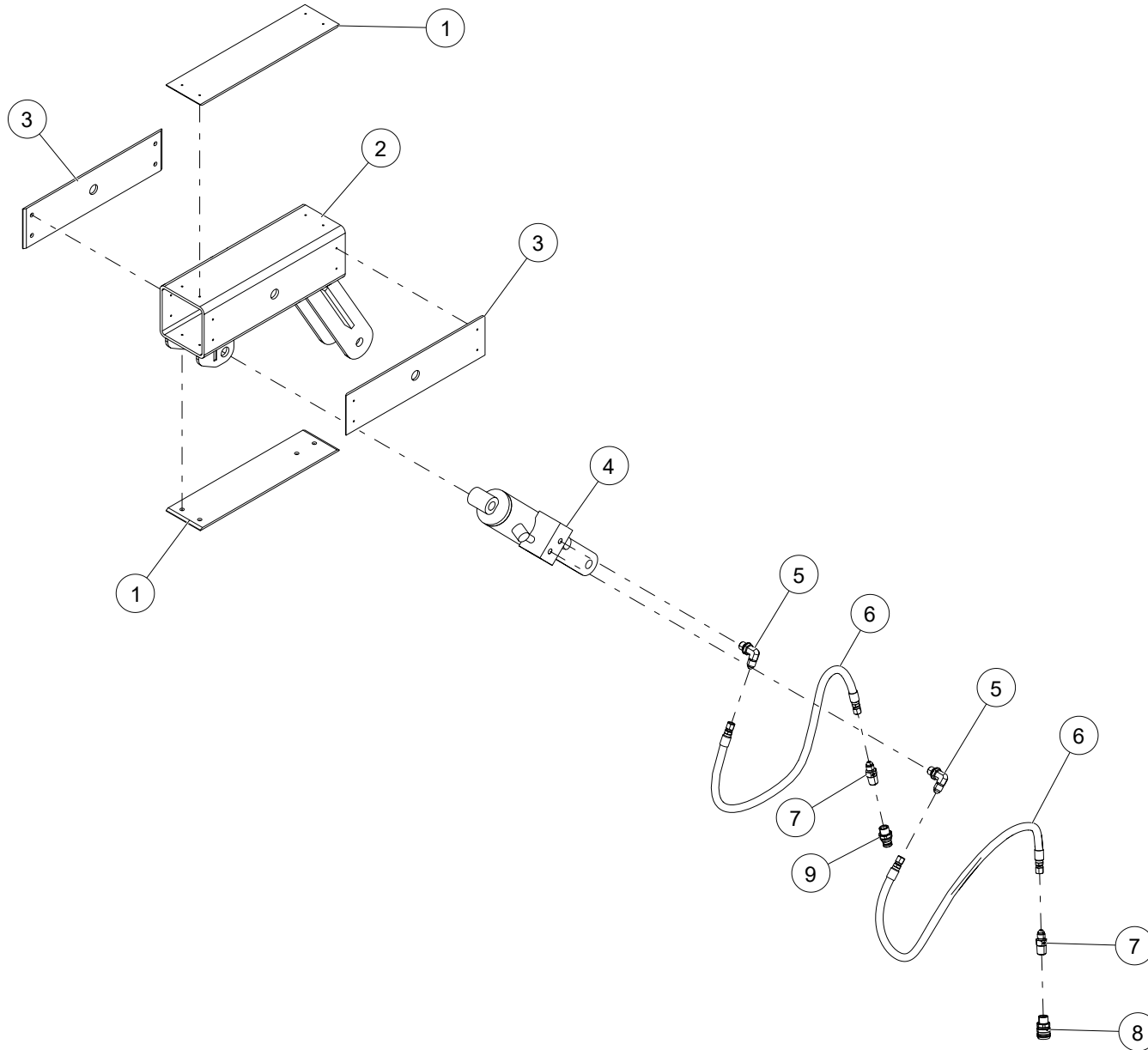
WHEN ORDERING PARTS, SPECIFY MODEL NUMBER, SERIAL NUMBER AND DESCRIPTION OF PARTS REQUIRED

MATERIAL HANDLER JIB

ITEM	PART NUMBER	DESCRIPTION	QUANTITY	NOTES
	LK-FIB-159	MATERIAL HANDLER JIB		
1	1042673	JIB SHEEVE WLDMNT, FOR PIN	1	
2	1042034	SHEAVE	2	
3	LK-PIN-130	CLEVIS PIN W/CHAIN, .75 X 4.75	2	
4	1042688	CLEVIS PIN, 1/2 X 4.25"	1	
5	1042667	FIBERGLASS JIB 4X4X0.44	1	
6	WSH2-X5000008Z0	SAE WASHER, 1/2, GR8, ZN	8	
7	SH03-C500A00ZZ0	SHCS BUTTON HEAD, 1/2-13 X 1 LEN, ZN	8	
8	1042666	SHEEVE BRKT WLDMNT	1	

WHEN ORDERING PARTS, SPECIFY MODEL NUMBER, SERIAL NUMBER AND DESCRIPTION OF PARTS REQUIRED

JIB HOLDER ASSEMBLY

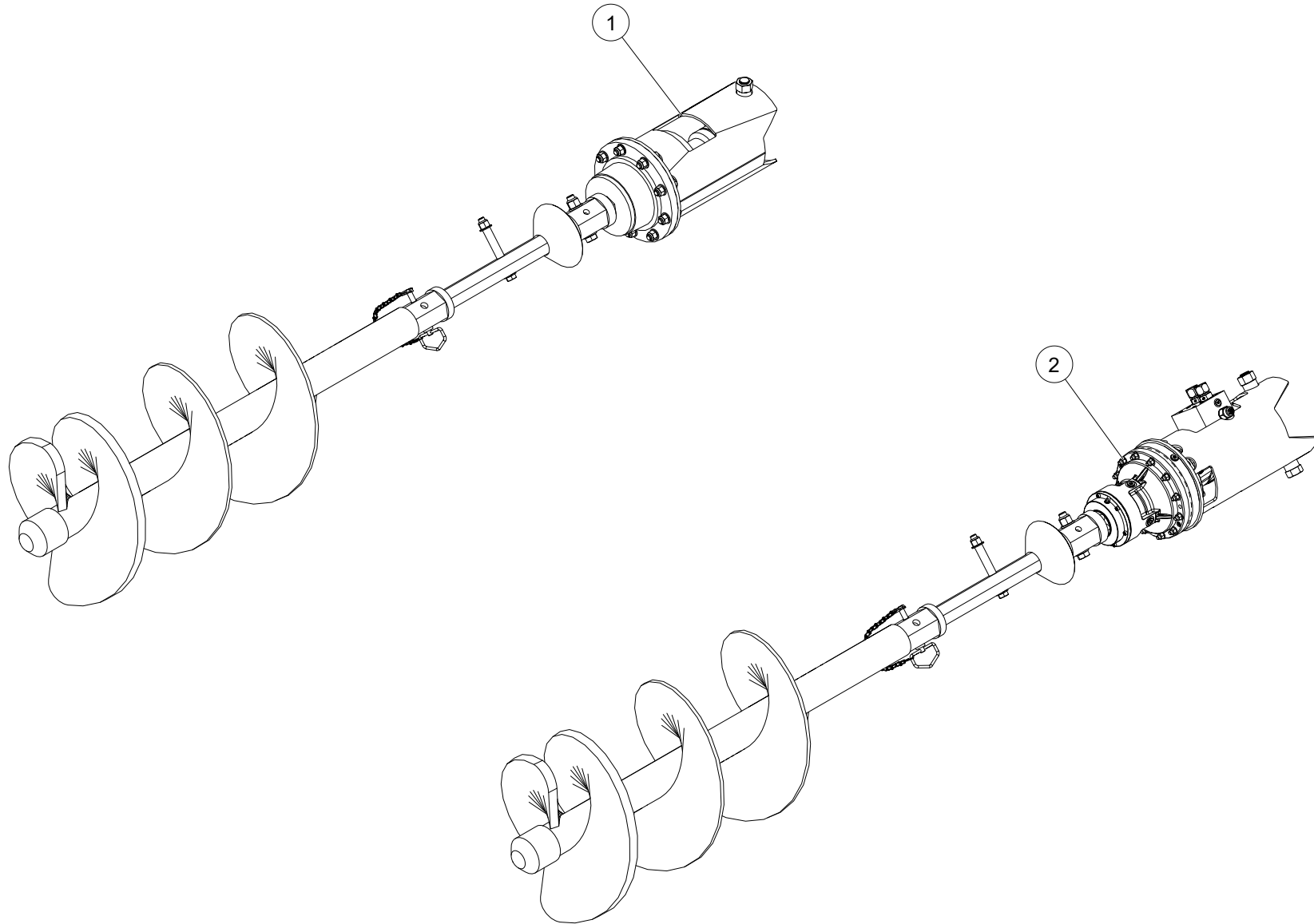


WHEN ORDERING PARTS, SPECIFY MODEL NUMBER, SERIAL NUMBER AND DESCRIPTION OF PARTS REQUIRED

JIB HOLDER ASSEMBLY

ITEM	PART NUMBER	DESCRIPTION	QUANTITY	NOTES
	LK-3242	JIB HOLDER ASSEMBLY		
1	LK-3250	PLASTIC SHEET, .19 THK	2	
2	LK-3243	JIB HOLDER WELDMENT	1	
3	LK-3249	PLASTIC SHEET, .19 THK	2	
4	LK-700-253075	CYLINDER ASSEMBLY	1	
5	1013385	ELBOW,90,MJIC-4/MORB-4	2	
6	1028275	HOSE, -4, 3000, FJIC-4SW / FJIC-4SW, 26	2	
7	1009784	ADAPTOR, MJIC-4 / MNPT-4	2	
8	LK-FIT-114	QUICK DISCONNECT COUPLER, SMALL FEMALE	1	
9	LK-FIT-113	QUICK DISCONNECT COUPLER, SMALL MALE	1	

WHEN ORDERING PARTS, SPECIFY MODEL NUMBER, SERIAL NUMBER AND DESCRIPTION OF PARTS REQUIRED



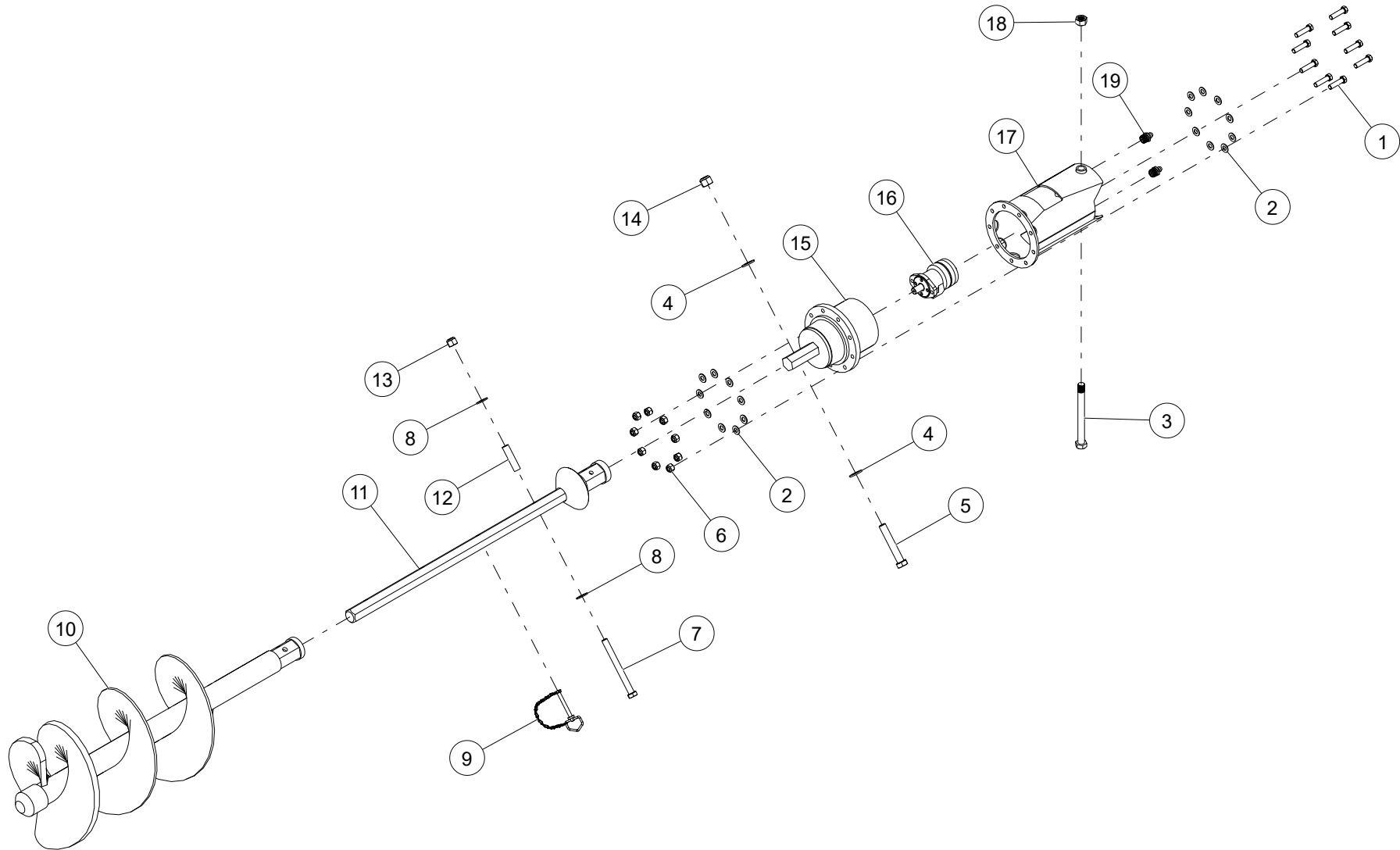
WHEN ORDERING PARTS, SPECIFY MODEL NUMBER, SERIAL NUMBER AND DESCRIPTION OF PARTS REQUIRED

OPTIONS, AUGER DRIVE ASSEMBLIES

ITEM	PART NUMBER	DESCRIPTION	QUANTITY	NOTES
	C1056590	OPTIONS, AUGER DRIVE ASSEMBLIES		
1	LK-4252	AUGER DRIVE ASSEMBLY	1	SEE PAGE 106
2	LK-4252-D	AUGER DRIVE ASSEMBLY (DINAMIC OIL)	1	SEE PAGE 108

WHEN ORDERING PARTS, SPECIFY MODEL NUMBER, SERIAL NUMBER AND DESCRIPTION OF PARTS REQUIRED

AUGER DRIVE ASSEMBLY



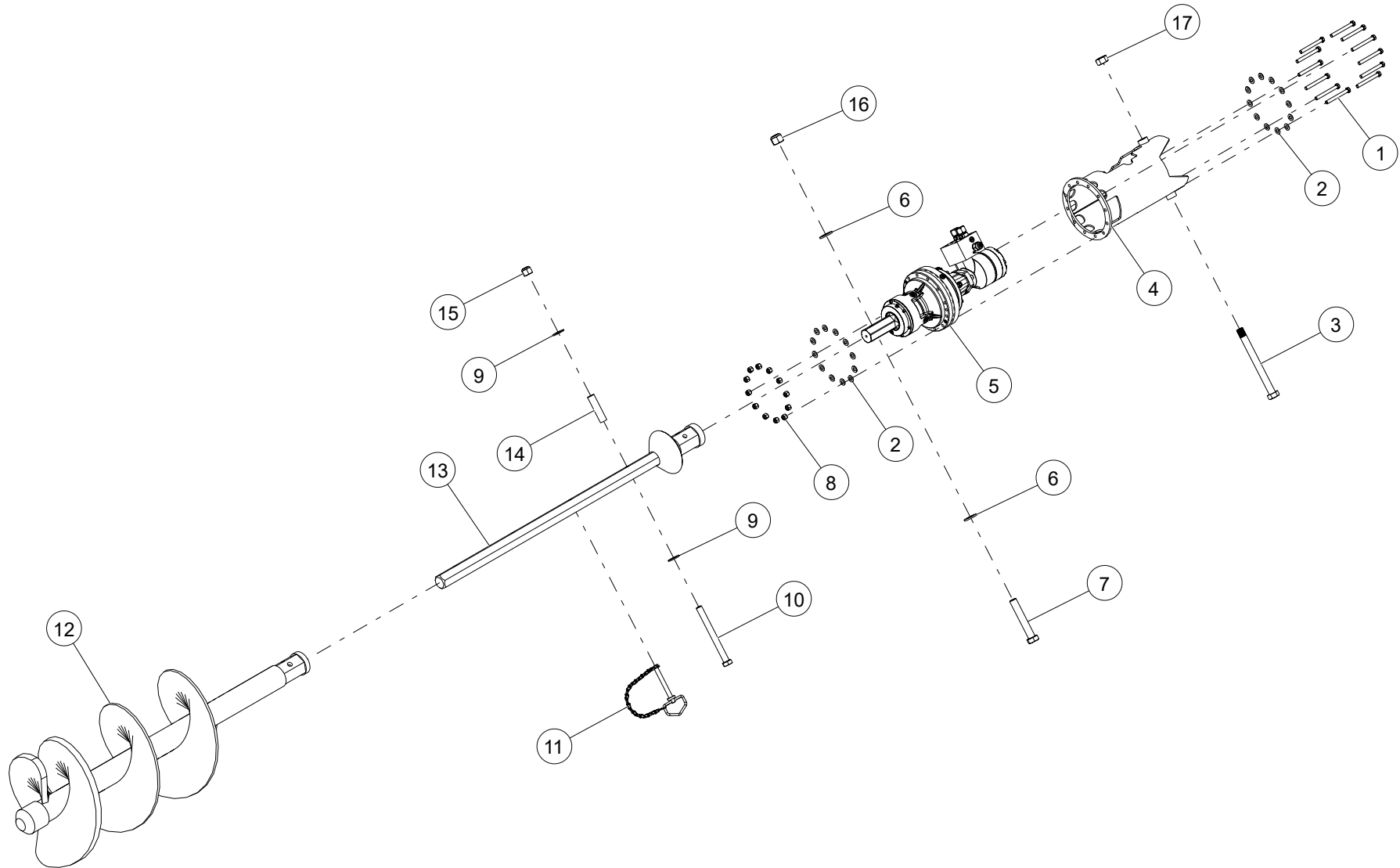
WHEN ORDERING PARTS, SPECIFY MODEL NUMBER, SERIAL NUMBER AND DESCRIPTION OF PARTS REQUIRED

AUGER DRIVE ASSEMBLY

ITEM	PART NUMBER	DESCRIPTION	QUANTITY	NOTES
	LK-4252	AUGER DRIVE ASSEMBLY		
1	HHCS-C563B258Z0	HEX HEAD CAP SCREW, 9/16-12 X 2 1/4 LEN, GR8, ZN	9	
2	WSH1-X5630008Z0	WASHER, 9/16, GR8, ZN	18	
3	LK-2263	HEX SCREW, 1"-8 UNC X 10.75" LONG, ZINC YELLOW-CHROMATE	1	
4	WSH1-X7500008Z0	WASHER, 3/4, GR8, ZN	2	
5	HHCS-C750D508Z0	HEX HEAD CAP SCREW, 3/4-10 X 4 1/2 LEN, GR8, ZN	1	
6	NUT3-C5630008Z0	NYLON LOCK NUT, 9/16-12, GR8, ZN	9	
7	HHCS-C625F508Z0	HEX HEAD CAP SCREW, 5/8-11 X 6 1/2 LEN, GR8, ZN	1	
8	WSH2-X6250008Z0	SAE WASHER, 5/8, GR8, ZN	2	
9	LK-PIN-129	CLEVIS PIN, W/CHAIN, 1/2 X 4"	1	
10	LK-MEC-377	BULLET TOOTH AUGER	1	
11	LK-MEC-373	KELLY BAR, W/GUIDE CONE	1	
12	C1049628	LEVER ARM ROD FOR 5/8" BOLT	1	
13	NUT3-C6250008Z0	NYLON LOCK NUT, 5/8-11, GR8, ZN	1	
14	NUT3-C7500008Z0	NYLON LOCK NUT, 3/4-10, GR8, ZN	1	
15	LK-MTR-228	PLANETARY GEAR DRIVE	1	
16	LK-MTR-229	AUGER, HYDRAULIC MOTOR	1	
17	LK-2253	AUGER, PLANETARY GEAR HOUSING	1	
18	C1055009	CENTER-LOCK DISTORTED-THREAD LOCKNUT	1	
19	1004435	GREASE ZERK, STR 1/8 PTF MALE	2	

WHEN ORDERING PARTS, SPECIFY MODEL NUMBER, SERIAL NUMBER AND DESCRIPTION OF PARTS REQUIRED

AUGER DRIVE ASSEMBLY (DINAMIC OIL)



WHEN ORDERING PARTS, SPECIFY MODEL NUMBER, SERIAL NUMBER AND DESCRIPTION OF PARTS REQUIRED

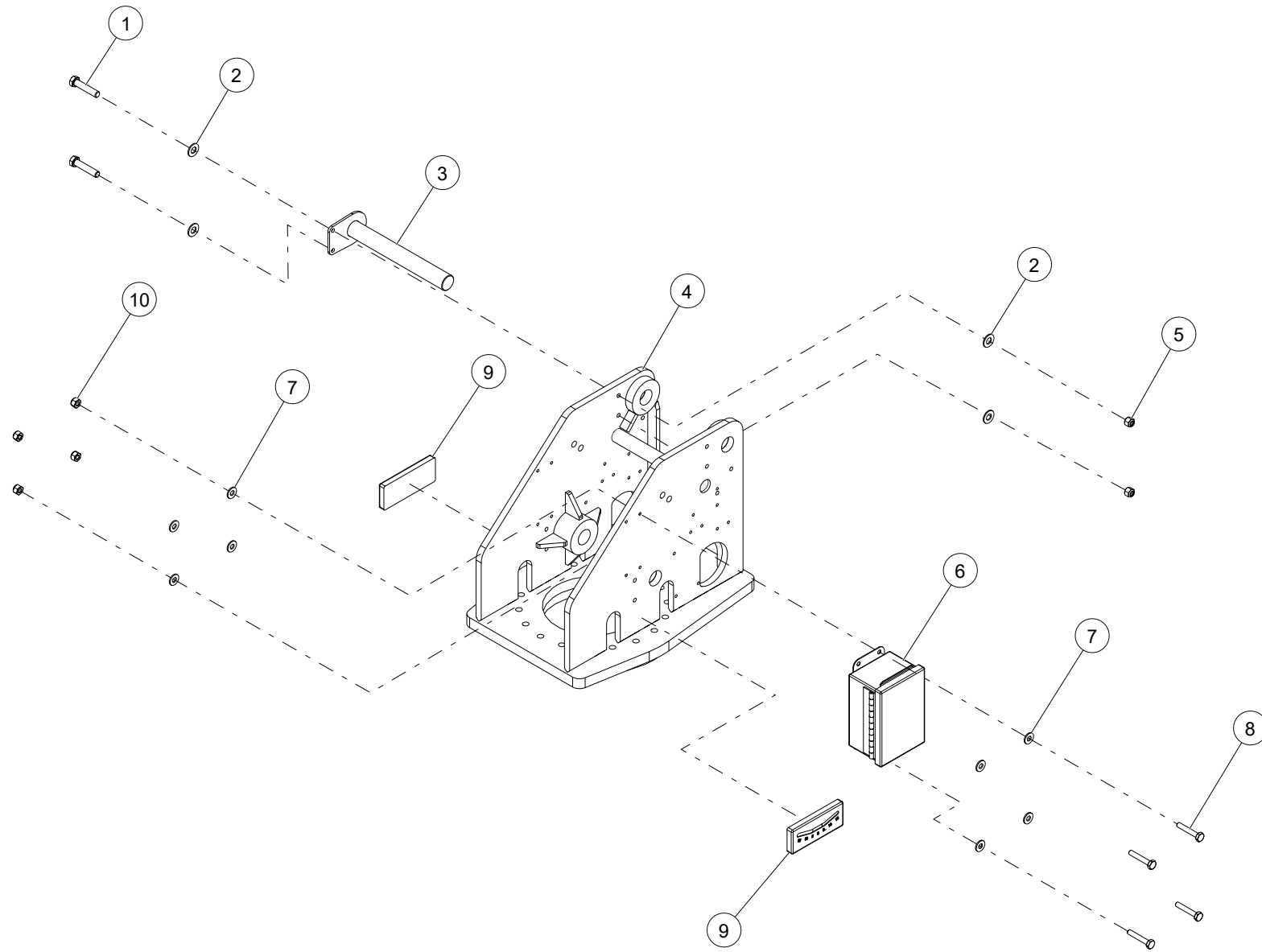
AUGER DRIVE ASSEMBLY (DINAMIC OIL)

ITEM	PART NUMBER	DESCRIPTION	QUANTITY	NOTES
	LK-4252-D	AUGER DRIVE ASSEMBLY (DINAMIC OIL)		
1	HHCS-C375C508Z0	HEX HEAD CAP SCREW, 3/8-16 X 3 1/2 LEN, GR8, ZN	12	
2	WSH2-X3750008Z0	SAE WASHER, 3/8, GR8, ZN	24	
3	LK-2263	HEX SCREW, 1"-8 UNC X 10.75" LONG, ZINC YELLOW-CHROMATE	1	
4	C1054265	AUGER, PLANETARY GEAR HOUSING (DINAMIC OIL)	1	
5	C1055150	AUGER DRIVE MOTOR AND GEARBOX (DINAMIC OIL)	1	
6	WSH1-X7500008Z0	WASHER, 3/4, GR8, ZN	2	
7	HHCS-C750D508Z0	HEX HEAD CAP SCREW, 3/4-10 X 4 1/2 LEN, GR8, ZN	1	
8	NUT3-C3750008Z0	NYLON LOCK NUT, 3/8-16, GR8, ZN	12	
9	WSH2-X6250008Z0	SAE WASHER, 5/8, GR8, ZN	2	
10	HHCS-C625F508Z0	HEX HEAD CAP SCREW, 5/8-11 X 6 1/2 LEN, GR8, ZN	1	
11	LK-PIN-129	CLEVIS PIN, W/CHAIN, 1/2 X 4"	1	
12	LK-MEC-377	BULLET TOOTH AUGER	1	
13	LK-MEC-373	KELLY BAR, W/GUIDE CONE	1	
14	C1049628	LEVER ARM ROD FOR 5/8" BOLT	1	
15	NUT3-C6250008Z0	NYLON LOCK NUT, 5/8-11, GR8, ZN	1	
16	NUT3-C7500008Z0	NYLON LOCK NUT, 3/4-10, GR8, ZN	1	
17	C1055009	CENTER-LOCK DISTORTED-THREAD LOCKNUT	1	

WHEN ORDERING PARTS, SPECIFY MODEL NUMBER, SERIAL NUMBER AND DESCRIPTION OF PARTS REQUIRED

PAGE INTENTIONALLY LEFT BLANK

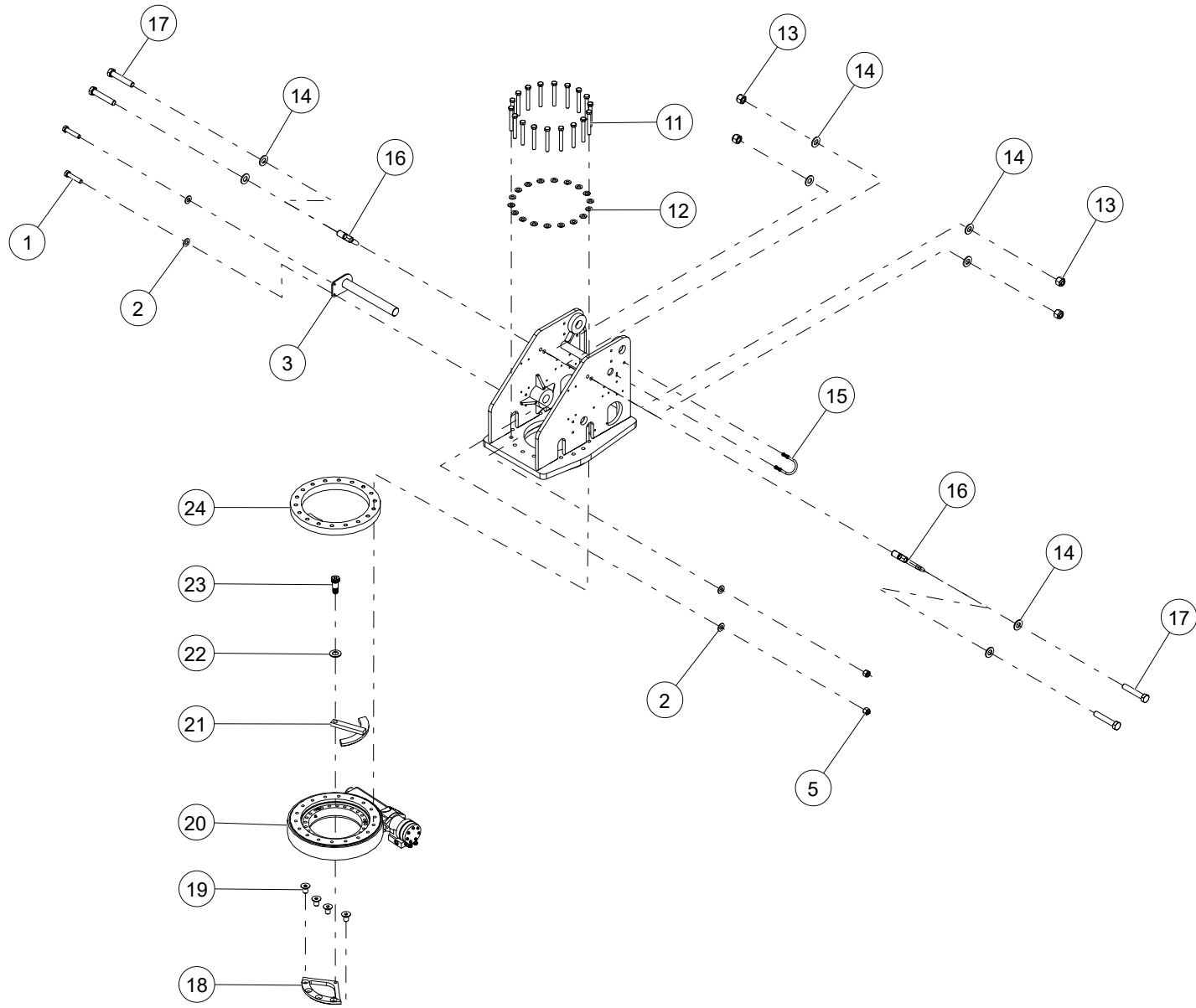
TURRET



WHEN ORDERING PARTS, SPECIFY MODEL NUMBER, SERIAL NUMBER AND DESCRIPTION OF PARTS REQUIRED

ITEM	PART NUMBER	DESCRIPTION	QUANTITY	NOTES
	LK-4251	TURRET ASSEMBLY		
1	HHCS-C375A75M03Z0	HEX HEAD CAP SCREW, 3/8-16 X 1 3/4 LEN, GR8, ZINC	2	Total 4 in TURRET ASSEMBLY
2	WSH1-X3750008Z0	WASHER, 3/8, GR8, ZN	4	Total 8 in TURRET ASSEMBLY
3	LK-3912	TURRET PIN	1	Total 2 in TURRET ASSEMBLY
4	LK-2218	TURRET ASM, MACHINED	1	
5	NUT3-C3750008Z0	NYLON LOCK NUT, 3/8-16, GR8, ZN	2	Total 4 in TURRET ASSEMBLY
6	C1055168	ELECTRICAL BOX ASSEMBLY	1	SEE PAGE 116
7	WSH1-X2500008Z0	WASHER, 1/4, GR8, ZN	8	
8	HHCS-C250A50M03Z0	HEX HEAD CAP SCREW, 1/4-20 X 1 1/2 LEN, GR8, ZINC	4	
9	LK-MEC-680	INCLINOMETER, REAR	2	
10	NUT3-C2500008Z0	NYLON LOCK NUT, 1/4-20, GR8, ZN	4	

WHEN ORDERING PARTS, SPECIFY MODEL NUMBER, SERIAL NUMBER AND DESCRIPTION OF PARTS REQUIRED

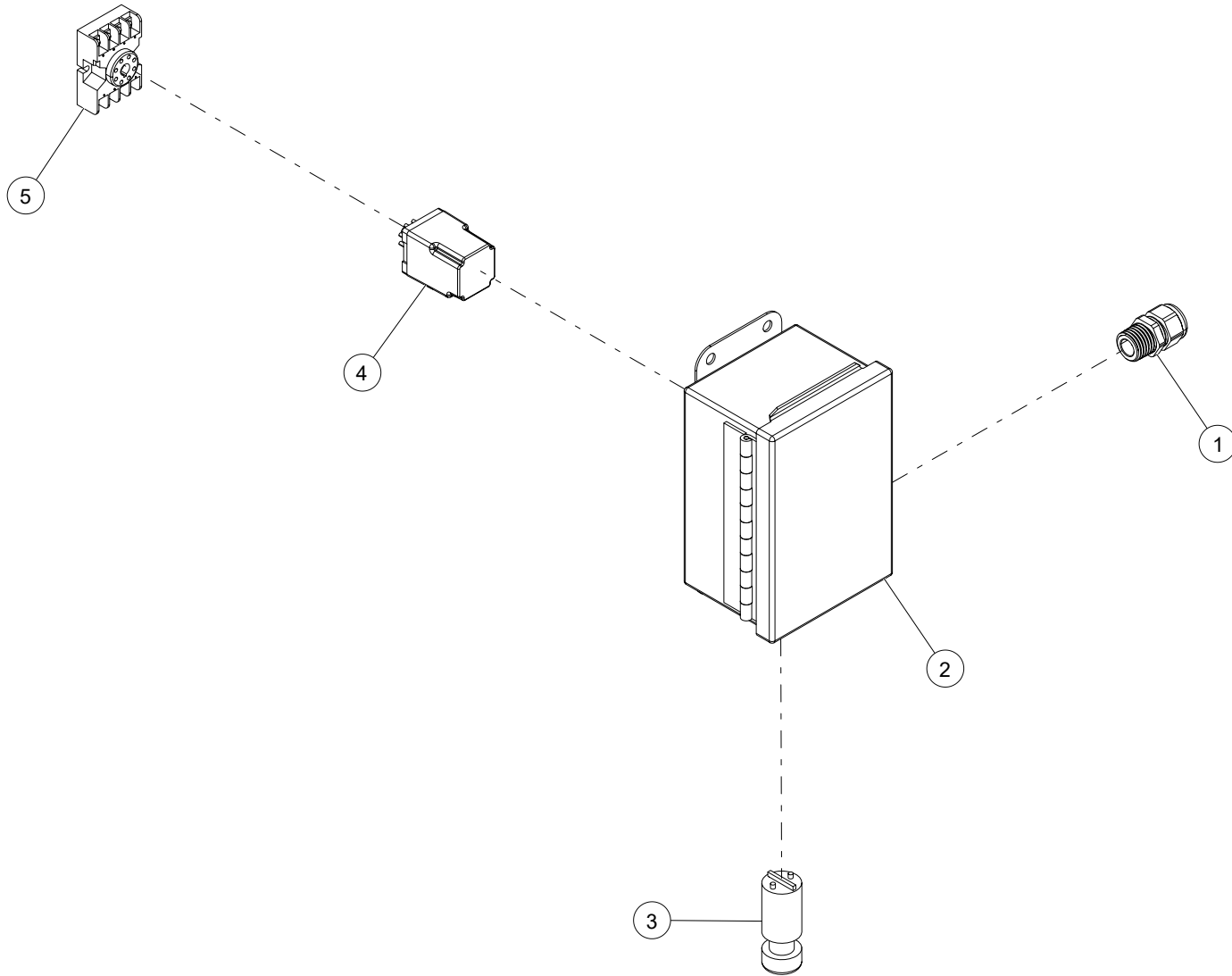


WHEN ORDERING PARTS, SPECIFY MODEL NUMBER, SERIAL NUMBER AND DESCRIPTION OF PARTS REQUIRED

ITEM	PART NUMBER	DESCRIPTION	QUANTITY	NOTES
	LK-4251	TURRET ASSEMBLY		
11	HHCS-C625E00CZ0	HEX HEAD CAP SCREW, 5/8-11 X 5 LEN, GR8, ZINC	18	
12	WSH1-X6250008Z0	WASHER, 5/8, GR8, ZN	18	
13	NUT3-C5000008Z0	NYLON LOCK NUT, 1/2-13, GR8, ZN	4	
14	WSH1-X5000008Z0	WASHER, 1/2, GR8, ZN	8	
15	1042073	U-BOLT	1	
16	LK-2193	TIE DOWN HOOK	2	
17	HHCS-C500B75M03Z0	HEX HEAD CAP SCREW, 1/2-13 X 2 3/4 LEN, GR8, ZINC	4	
18	LK-2053	540 WEDGE BRACKET	1	
19	SH02-C625A00ZZ0	SHCS C'SUNK HEAD, 5/8-11 X 1 LEN, ZN	4	
20	C1059839	SLEW BEARING AND MOTOR	1	SEE PAGE 118
21	LK-3296	ROTATION STOP BRACKET	1	
22	WSH1-X7500008Z0	WASHER, 3/4, GR8, ZN	1	
23	C1054198	ALLOY STEEL SHOULDER SCREW	1	
24	LK-3299	SPACER, 540 DEG ROT STOP	1	

WHEN ORDERING PARTS, SPECIFY MODEL NUMBER, SERIAL NUMBER AND DESCRIPTION OF PARTS REQUIRED

ELECTRICAL BOX ASSEMBLY



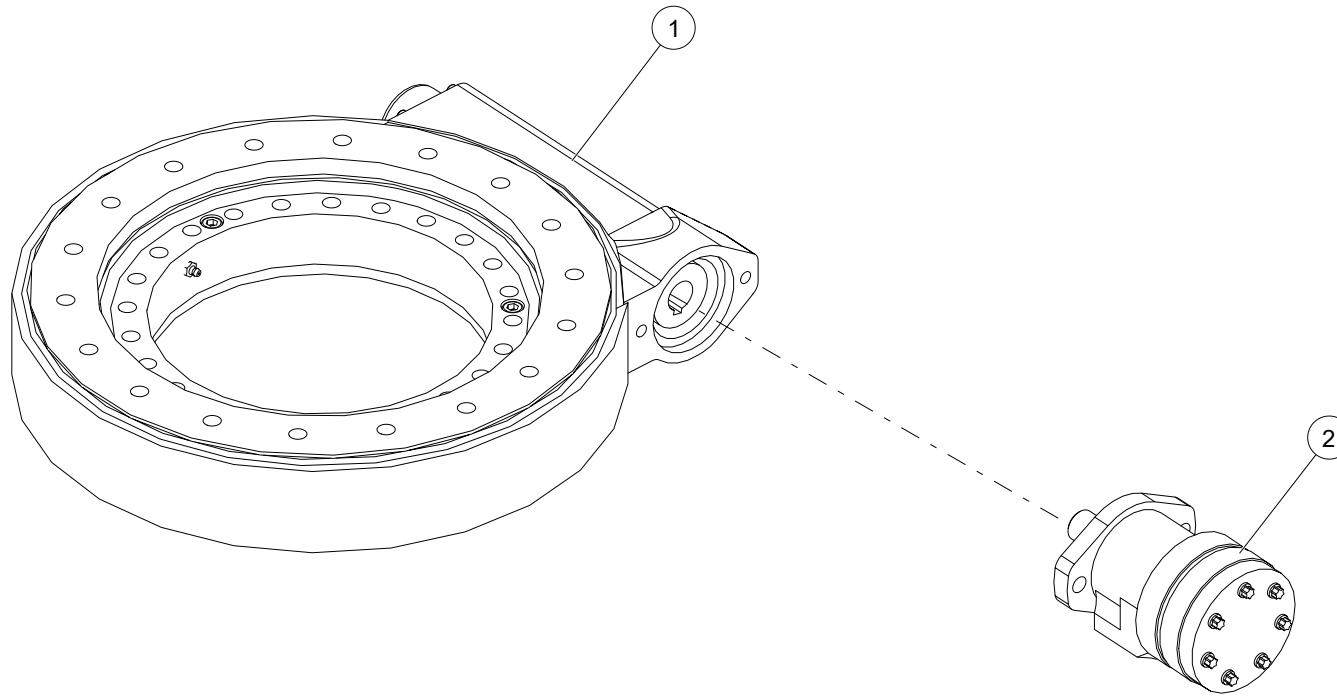
WHEN ORDERING PARTS, SPECIFY MODEL NUMBER, SERIAL NUMBER AND DESCRIPTION OF PARTS REQUIRED

ELECTRICAL BOX ASSEMBLY

ITEM	PART NUMBER	DESCRIPTION	QUANTITY	NOTES
	C1055168	ELECTRICAL BOX ASSEMBLY		
1	24603	1/2" STRAIN REL	1	
2	C1054314	OIL-RESISTANT STEEL ENCLOSURE	1	
3	9216-03	ELECTRICAL, MOMENTARY PUSH BUTTON SWITCH	1	
4	C1055159	ELECTRICAL, RELAY	1	
5	C1055155	ELECTRICAL, RELAY BASE	1	

WHEN ORDERING PARTS, SPECIFY MODEL NUMBER, SERIAL NUMBER AND DESCRIPTION OF PARTS REQUIRED

SLEW BEARING AND MOTOR



WHEN ORDERING PARTS, SPECIFY MODEL NUMBER, SERIAL NUMBER AND DESCRIPTION OF PARTS REQUIRED

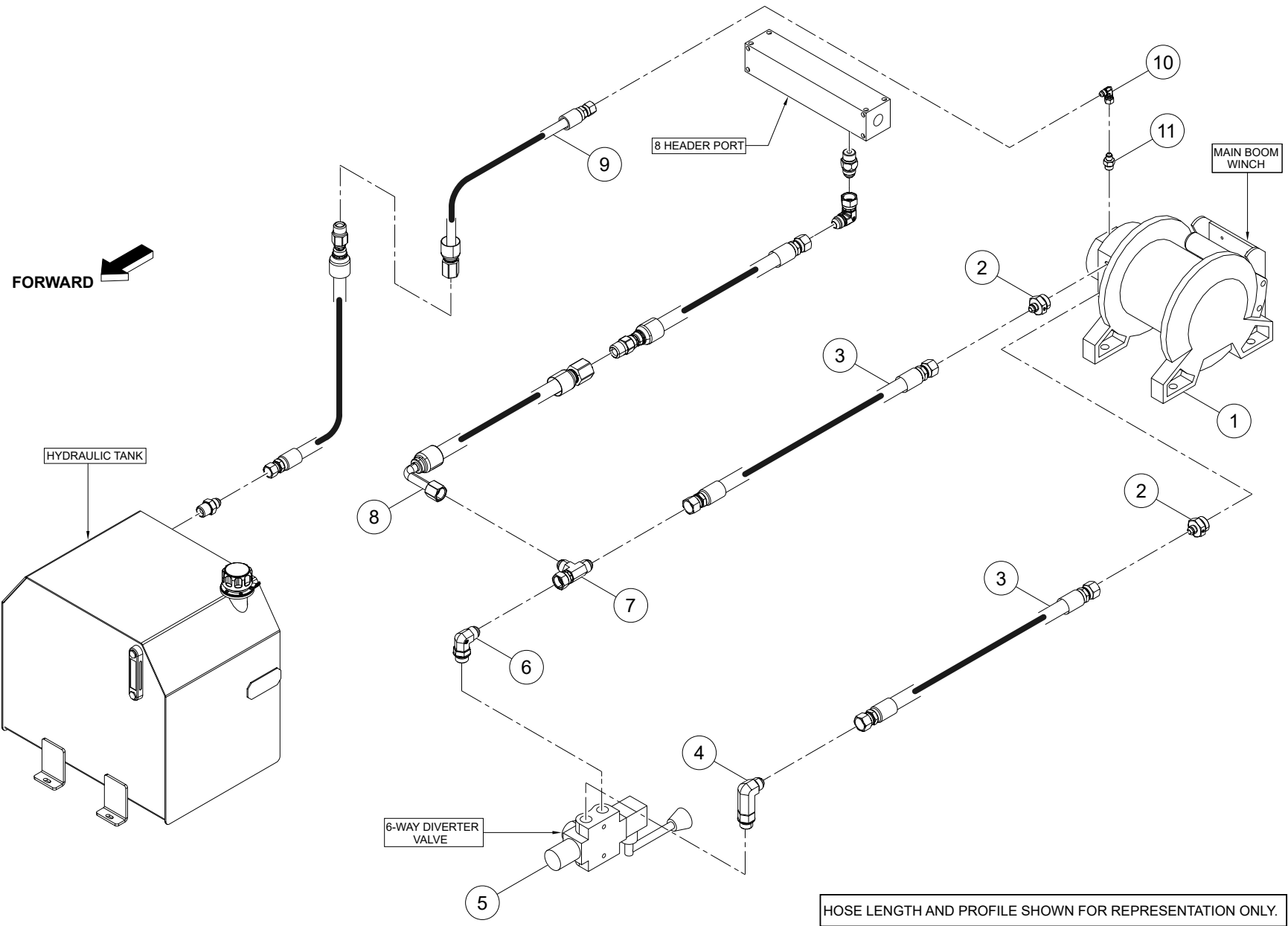
SLEW BEARING AND MOTOR

ITEM	PART NUMBER	DESCRIPTION	QUANTITY	NOTES
	C1059839	SLEW BEARING AND MOTOR		
1	LK-BER-142	SLEW DRIVE	1	
2	LK-YMPH-315-H2-SB4B-HPS	HYDRAULIC MOTOR	1	

WHEN ORDERING PARTS, SPECIFY MODEL NUMBER, SERIAL NUMBER AND DESCRIPTION OF PARTS REQUIRED

PAGE INTENTIONALLY LEFT BLANK

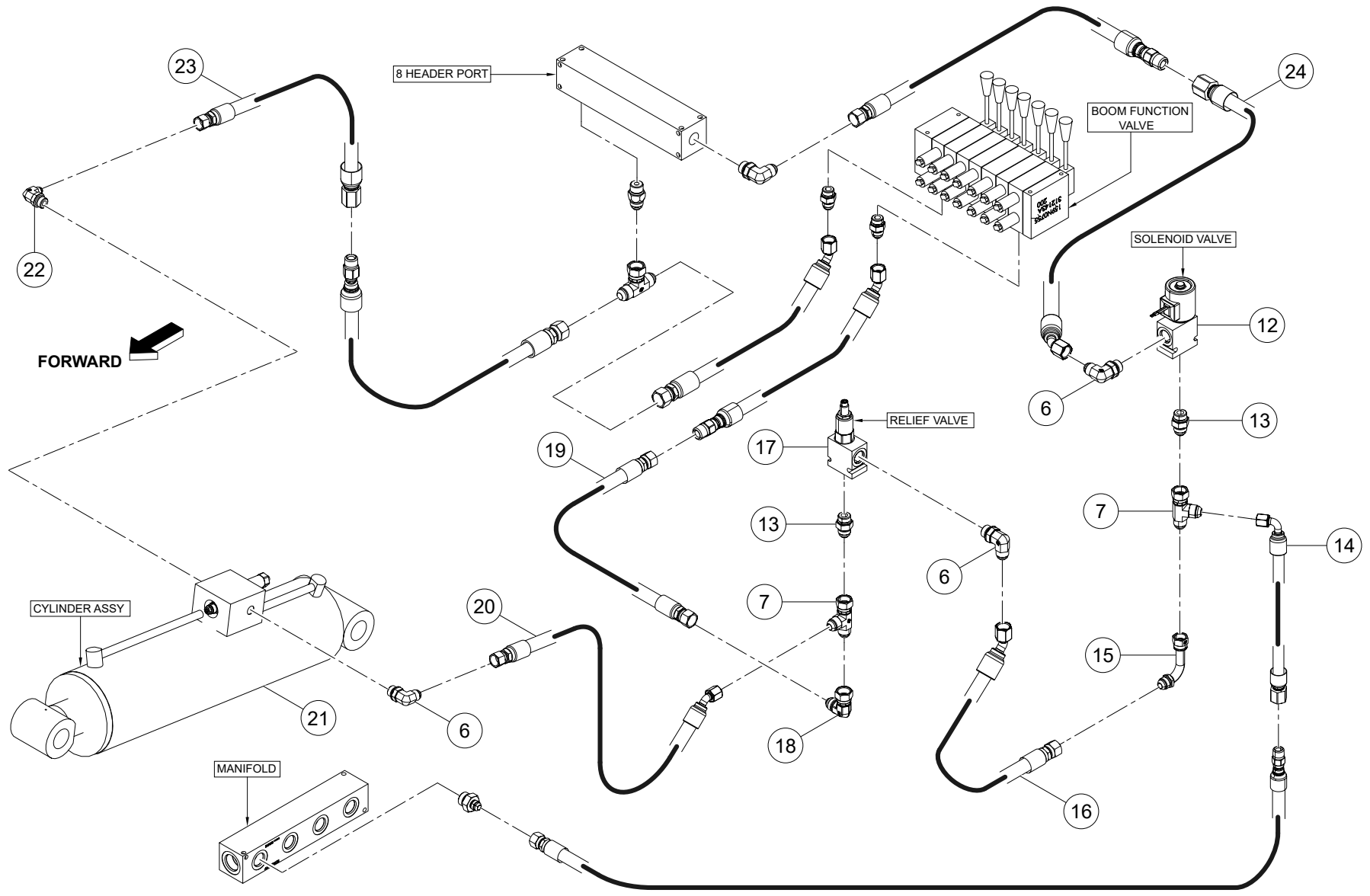
HYDRAULICS



WHEN ORDERING PARTS, SPECIFY MODEL NUMBER, SERIAL NUMBER AND DESCRIPTION OF PARTS REQUIRED

ITEM	PART NUMBER	DESCRIPTION	QUANTITY	NOTES
	C1054116	UPPER HYDRAULIC ASSEMBLY		
1	LK-WNH-172	MAIN BOOM WINCH	1	
2	1009605	ADAPTOR, -8 MJIC / -16 MORB	2	
3	1028258	HOSE, -8, 3000, FJIC-8SW / FJIC-8SW, 39	2	
4	1013394	ELBOW, 90, MORB-8/MJIC-8	1	
5	LK-HYD-235	6-WAY DIVERTER VALVE	1	
6	1013393	ELBOW, MJIC-8, MORB-8	1	Total 5 in UPPER HYDRAULIC ASSEMBLY
7	1017338	TEE, MJIC-8, FJIC-8SW, MJIC-8	1	Total 5 in UPPER HYDRAULIC ASSEMBLY
8	1028225	HOSE, -8, 3000, FNPTF-8F / L90FJIC-8SW, 55	1	
9	1028259	HOSE, -4, 3000, FJIC-4SW / FNPT-6F , 91	9	
10	1013224	ELBOW,90,MJIC-4/FJIC-4SW	1	
11	1009588	ADAPTER, MJIC-4/MORB-6	1	

WHEN ORDERING PARTS, SPECIFY MODEL NUMBER, SERIAL NUMBER AND DESCRIPTION OF PARTS REQUIRED

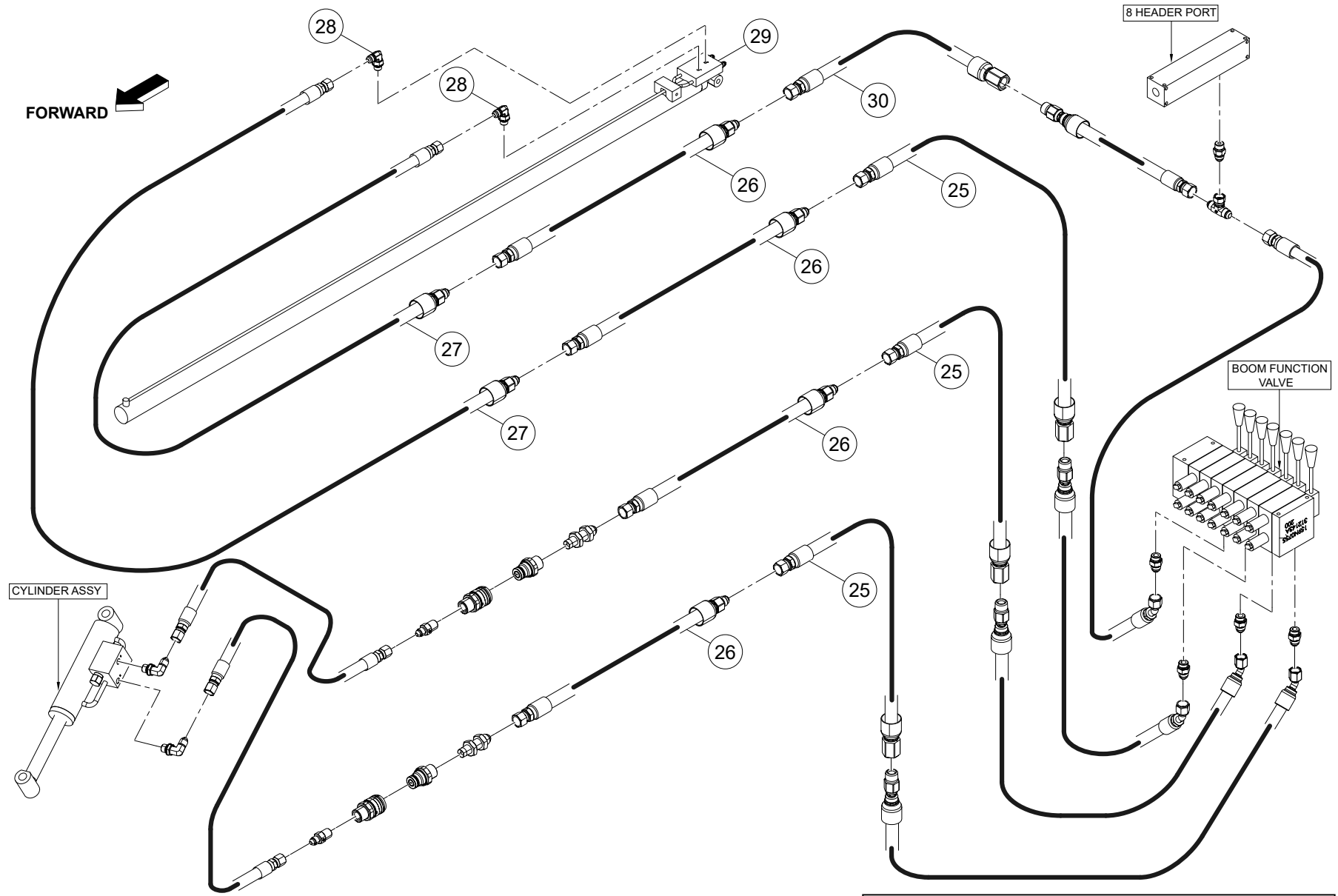


HOSE LENGTH AND PROFILE SHOWN FOR REPRESENTATION ONLY.

WHEN ORDERING PARTS, SPECIFY MODEL NUMBER, SERIAL NUMBER AND DESCRIPTION OF PARTS REQUIRED

ITEM	PART NUMBER	DESCRIPTION	QUANTITY	NOTES
	C1054116	UPPER HYDRAULIC ASSEMBLY		
12	1042320	SOLENOID VALVE	1	Total 2 in UPPER HYDRAULIC ASSEMBLY
13	1009600	ADAPTER,MJIC-8/MORB-8	2	Total 7 in UPPER HYDRAULIC ASSEMBLY
14	1028252	HOSE, -8, 3000, FNPTF-8F / 90FJIC-8SW, 30	1	
15	1013259	ELBOW, MJIC-8SW/ FJIC-8 LONG	1	
16	1028255	HOSE, -8, 3000, 45FJIC-8SW / 90FJIC-8SW, 14	1	
17	1042322	RELIEF VALVE	1	
18	1013226	ELBOW,90,MJIC-8/FJIC-8SW	1	Total 6 in UPPER HYDRAULIC ASSEMBLY
19	1028239	HOSE, -8, 3000, FNPTF-8F / FJIC-8SW, 27	1	
20	1028256	HOSE, -8, 3000, 45FJIC-8SW / FJIC-8SW, 26	1	Total 2 in UPPER HYDRAULIC ASSEMBLY
21	LK-500-601675	CYLINDER ASSY	1	
22	1013391	ELBOW, 90, MJIC-6 / MORB-8	1	
23	1028229	HOSE, -6, 3000, FNPTF-6F / FJIC-6SW, 44	1	
24	1028230	HOSE, -8, 3000, FNPTF-8F / 45FJIC-8SW, 29	1	

WHEN ORDERING PARTS, SPECIFY MODEL NUMBER, SERIAL NUMBER AND DESCRIPTION OF PARTS REQUIRED

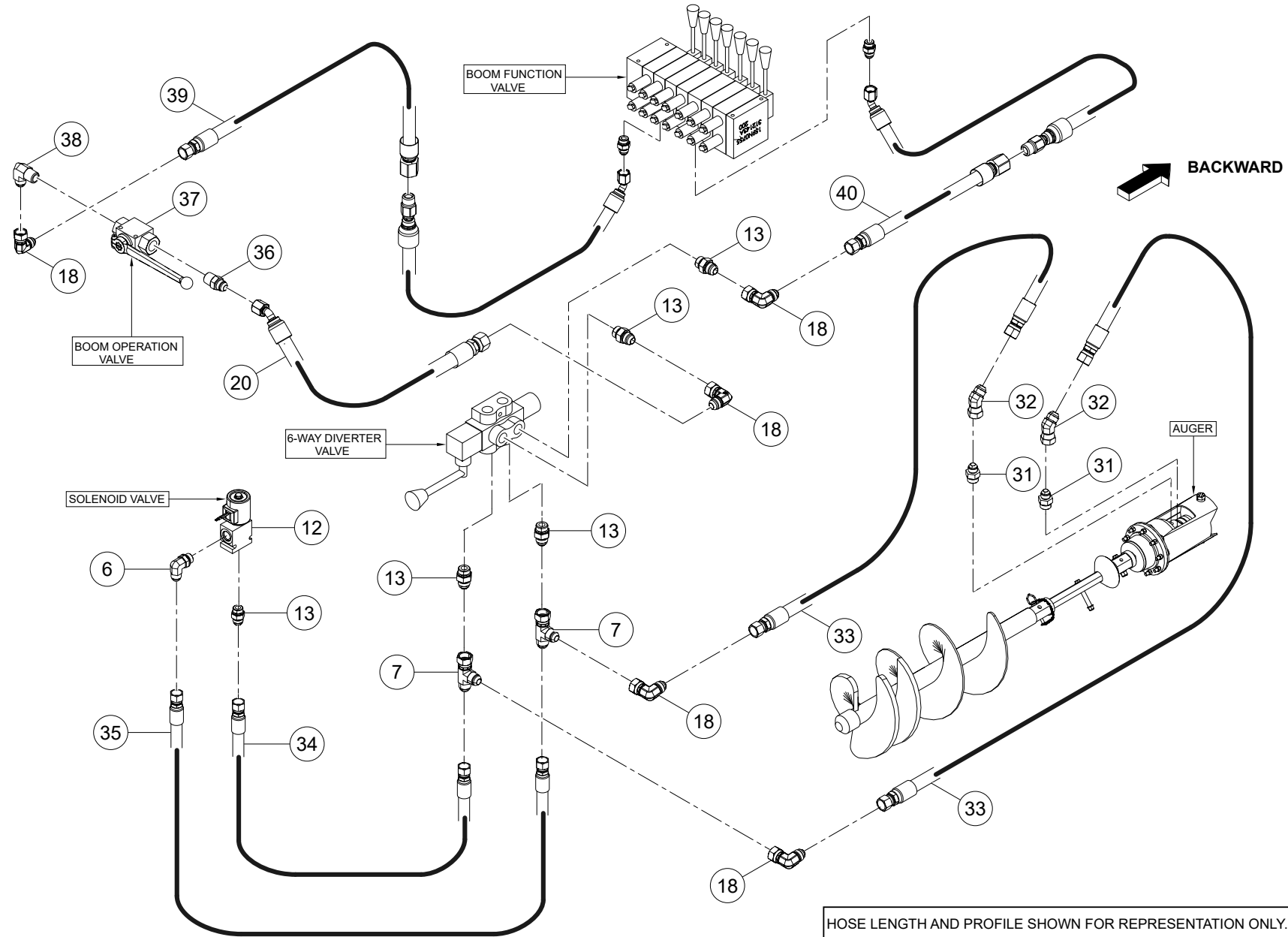


HOSE LENGTH AND PROFILE SHOWN FOR REPRESENTATION ONLY.

WHEN ORDERING PARTS, SPECIFY MODEL NUMBER, SERIAL NUMBER AND DESCRIPTION OF PARTS REQUIRED

ITEM	PART NUMBER	DESCRIPTION	QUANTITY	NOTES
	C1054116	UPPER HYDRAULIC ASSEMBLY		
25	1028232	HOSE, -6, 3000, FNPTF-6F / FJIC-6SW, 50	3	Total 4 in UPPER HYDRAULIC ASSEMBLY
26	1028260	HOSE, -6, 3000, FJIC-6SW / MJIC-6RGD, 462, NON-CONDUCTIVE	4	
27	1028261	HOSE, -6, 3000, FJIC-6SW / MJIC-6RGD, 192 NON-CONDUCTIVE	2	
28	1013389	ELBOW, 90, MJIC-6/MORB-6	2	
29	1042041	CYLINDER ASSY	1	
30	1028228	HOSE, -6, 3000, FNPTF-6F / FJIC-6SW, 55	1	Total 2 in UPPER HYDRAULIC ASSEMBLY

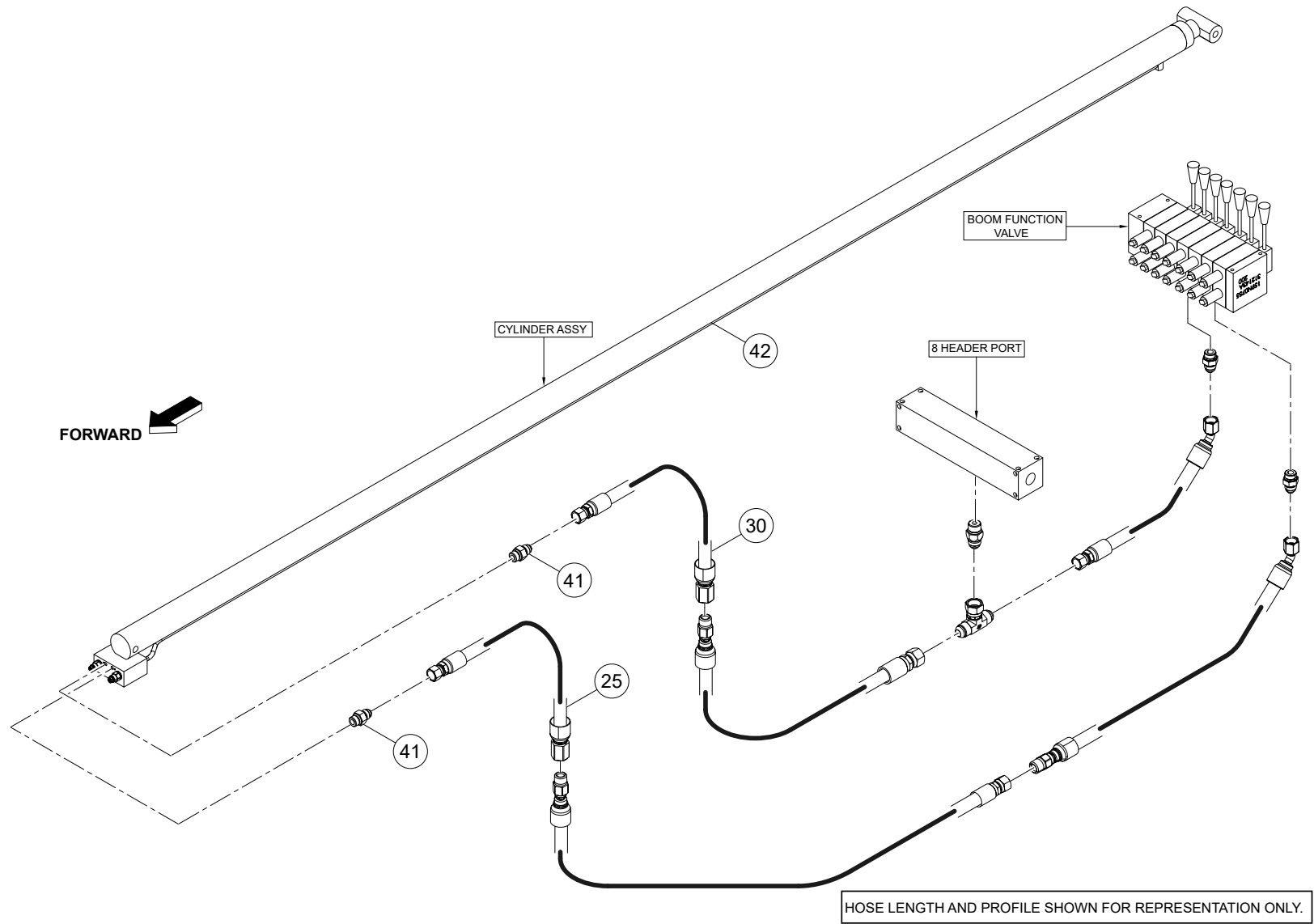
WHEN ORDERING PARTS, SPECIFY MODEL NUMBER, SERIAL NUMBER AND DESCRIPTION OF PARTS REQUIRED



WHEN ORDERING PARTS, SPECIFY MODEL NUMBER, SERIAL NUMBER AND DESCRIPTION OF PARTS REQUIRED

ITEM	PART NUMBER	DESCRIPTION	QUANTITY	NOTES
	C1054116	UPPER HYDRAULIC ASSEMBLY		
31	1009603	ADAPTER, MJIC-8/MORB-10	2	
32	1015679	ELBOW, 45, MJIC-8/FJIC-8SW	2	
33	1028257	HOSE, -8, 3000, FJIC-8SW / FJIC-8SW, 392	2	
34	1028253	HOSE, -8, 3000, FJIC-8SW / FJIC-8SW, 13	1	
35	1028254	HOSE, -8, 3000, FJIC-8SW / FJIC-8SW, 10	1	
36	1009793	ADAPTOR, MJIC-8, MNPT-8	1	
37	LK-HYD-158	BUCKET/BOOM OPERATION VALVE	1	
38	1013692	ELBOW, MJIC-8, MNPT-8	1	
39	1028234	HOSE, -8, 3000, FNPTF-8F / FJIC-8SW, 25	1	
40	1028237	HOSE, -8, 3000, FNPT-8F / FJIC-8SW, 45	1	

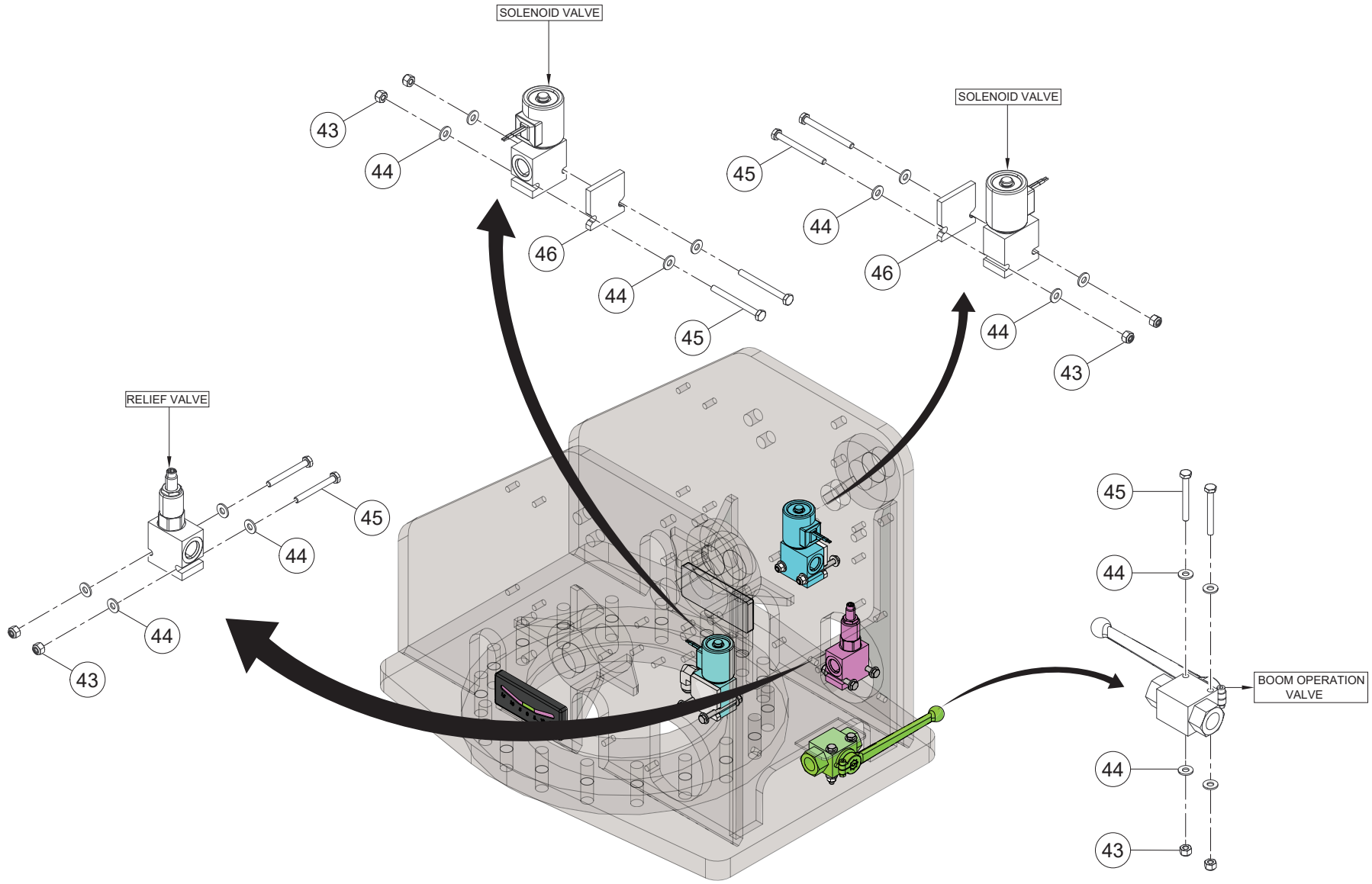
WHEN ORDERING PARTS, SPECIFY MODEL NUMBER, SERIAL NUMBER AND DESCRIPTION OF PARTS REQUIRED



WHEN ORDERING PARTS, SPECIFY MODEL NUMBER, SERIAL NUMBER AND DESCRIPTION OF PARTS REQUIRED

ITEM	PART NUMBER	DESCRIPTION	QUANTITY	NOTES
	C1054116	UPPER HYDRAULIC ASSEMBLY		
41	1009595	ADAPTER, MORB-6/MJIC-6	2	
42	1042040	CYLINDER ASSY	1	

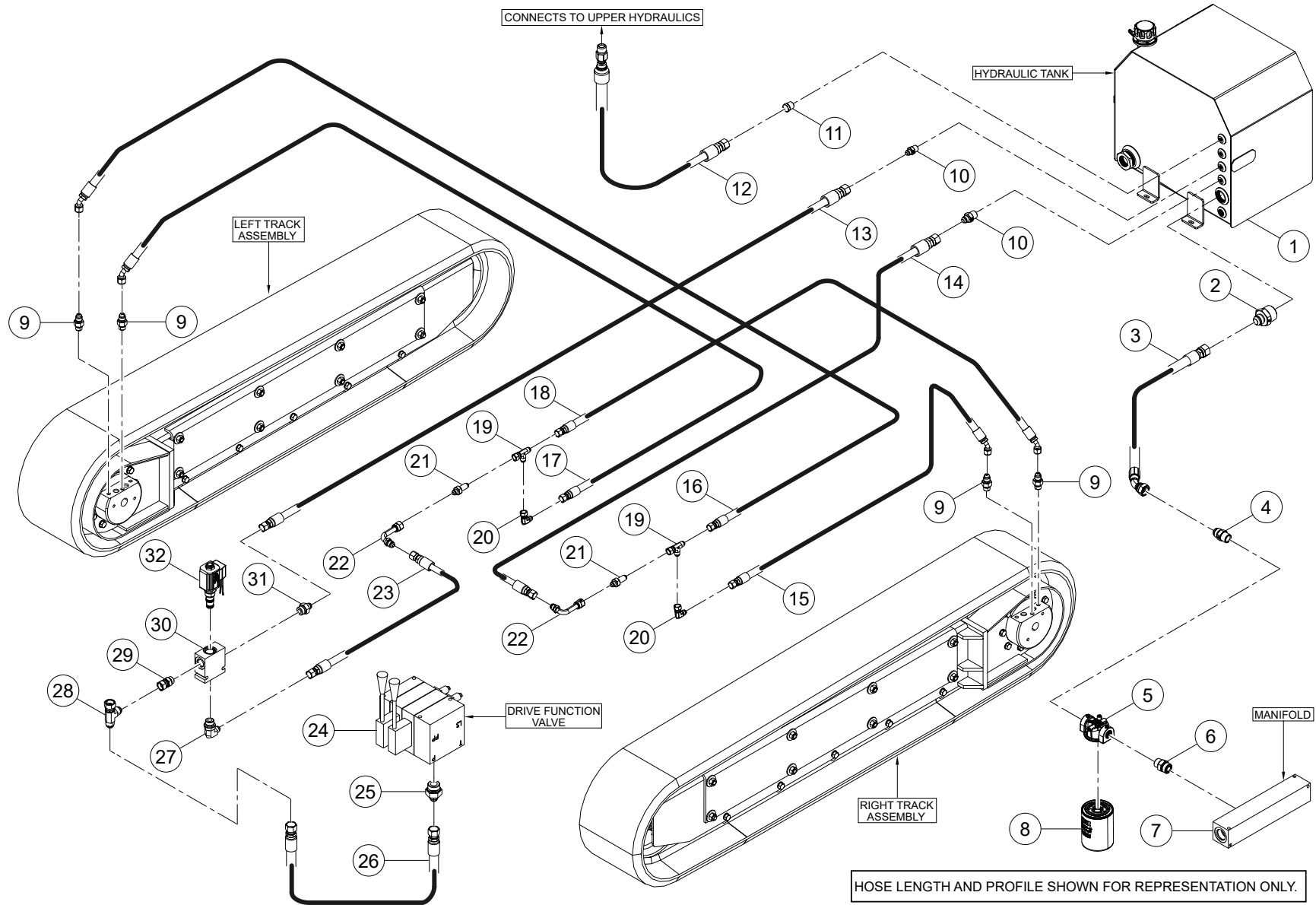
WHEN ORDERING PARTS, SPECIFY MODEL NUMBER, SERIAL NUMBER AND DESCRIPTION OF PARTS REQUIRED



WHEN ORDERING PARTS, SPECIFY MODEL NUMBER, SERIAL NUMBER AND DESCRIPTION OF PARTS REQUIRED

ITEM	PART NUMBER	DESCRIPTION	QUANTITY	NOTES
	C1054116	UPPER HYDRAULIC ASSEMBLY		
43	NUT3-C2500008Z0	NYLON LOCK NUT, 1/4-20, GR8, ZN	8	
44	WSH1-X2500008Z0	WASHER, 1/4, GR8, ZN	16	
45	HHCS-C250B758R0	HEX HEAD CAP SCREW, 1/4-20 X 2 3/4 LEN, GR8, NF	8	
46	1042321	SPACER, SOLENOID VALVE	2	

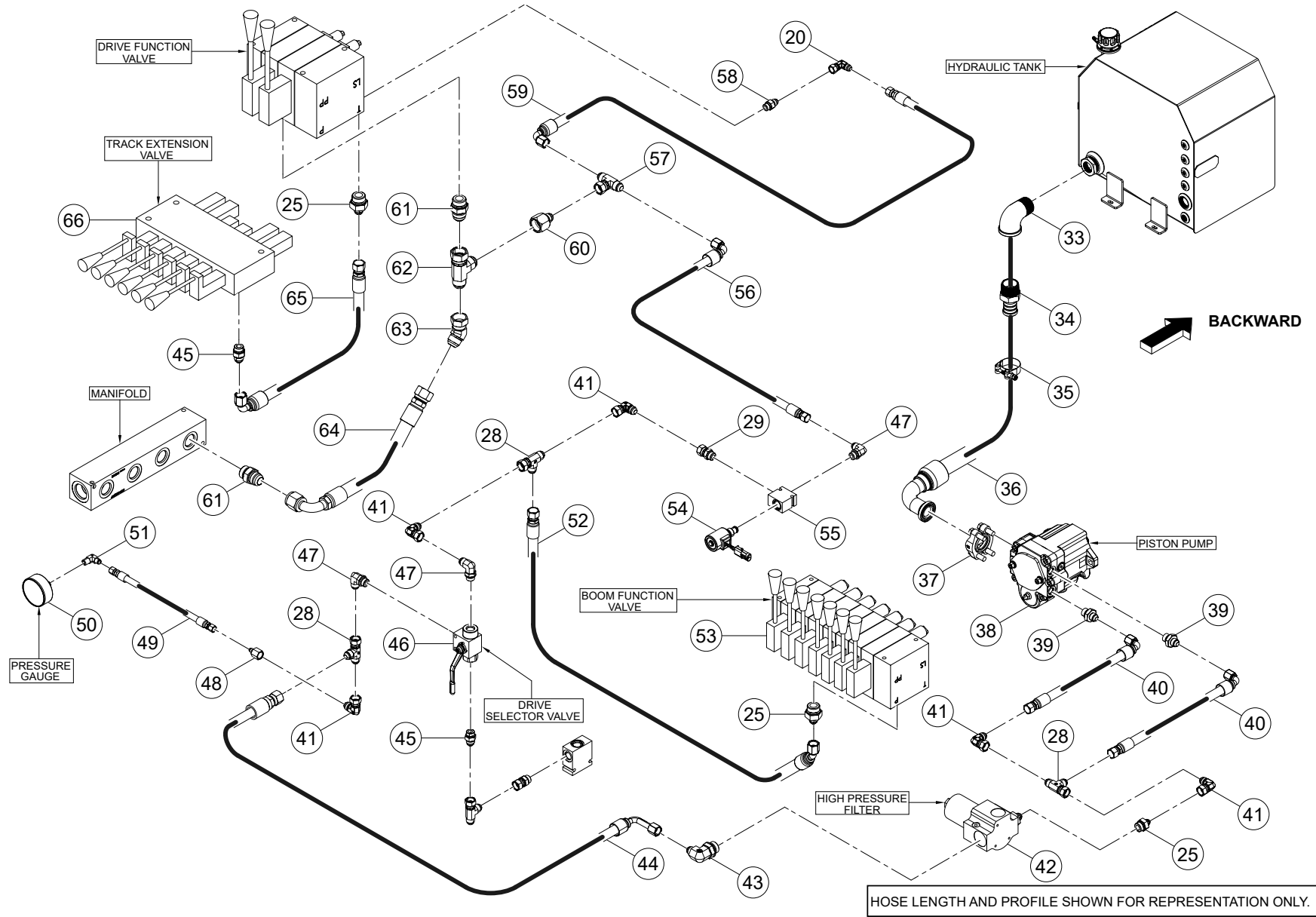
WHEN ORDERING PARTS, SPECIFY MODEL NUMBER, SERIAL NUMBER AND DESCRIPTION OF PARTS REQUIRED



WHEN ORDERING PARTS, SPECIFY MODEL NUMBER, SERIAL NUMBER AND DESCRIPTION OF PARTS REQUIRED

ITEM	PART NUMBER	DESCRIPTION	QUANTITY	NOTES
	C1047221	LOWER HYDRAULIC ASSEMBLY		
1	1042005	HYDRAULIC TANK ASSEMBLY	1	
2	1009803	ADAPTOR, MJIC-12, MNPT-20	1	
3	1028223	HOSE, -20, LOW, 90C61-20 / NO END, 32	1	
4	1009798	ADAPTOR, MJIC-12, MNPT-12	1	
5	LK-HYD-184	SPIN ON FILTER HOUSING	1	
6	1010467	ADAPTER, MOFS-12/MNPT-12	1	
7	C1044647	MANIFOLD, HEADER 4 STATION 0 DEG	1	
8	LK-HYD-145	OIL FILTER 10 MICRON	1	
9	1009685	ADAPTER, MJIC-6/MSRPP-4	4	
10	1009789	ADAPTOR, MJIC-6, MNPT-6	2	
11	1019979	PLUG, -6 NPT	1	
12	1028221	HOSE, -4, 3000, FJIC-6SW / MNPT-6SW, 88	1	
13	1028220	HOSE, -4, 3000, FJIC-6SW / FJIC-6SW, 120	1	
14	1028207	HOSE, -4, 3000, FJIC-6SW / FJIC-6SW, 89	1	
15	1028164	HOSE, -6, 3000, FJIC-6SW / 45FJIC-6SW, 21	1	
16	1028163	HOSE, -6, 3000, FJIC-6SW / 45FJIC-6SW, 26	1	
17	1028161	HOSE, -6, 3000, FJIC-6SW / 45FJIC-6SW, 21	1	
18	1028160	HOSE, -6, 3000, FJIC-6SW / 45FJIC-6SW, 26.5	1	
19	1017333	TEE, MJIC-6, FJIC-6SW, MJIC-6	2	
20	1013225	ELBOW, 90, FJIC-6/MJIC-6	2	Total 13 in LOWER HYDRAULIC ASSEMBLY
21	C1046631	BULKHEAD, MJIC-6, MJIC-6	2	Total 14 in LOWER HYDRAULIC ASSEMBLY
22	1013260	ELBOW, MJIC -6SW, FJIC -6, 90 LONG	2	Total 4 in LOWER HYDRAULIC ASSEMBLY
23	1028206	HOSE, -4, 3000, FJIC-6SW / FJIC-6SW, 53	1	
24	1042129	DRIVE FUNCTION VALVE	1	
25	1009604	ADAPTER, MJIC-8/ MORB-12	1	Total 5 in LOWER HYDRAULIC ASSEMBLY
26	1028209	HOSE, -8, 3000, FJIC-8SW / FJIC-8SW, 19	1	
27	1013391	ELBOW, 90, MJIC-6 / MORB-8	1	
28	1017338	TEE, MJIC-8, FJIC-8SW, MJIC-8	1	Total 6 in LOWER HYDRAULIC ASSEMBLY
29	1009663	ADAPTOR FJIC-8SW, MORB-8	1	Total 2 in LOWER HYDRAULIC ASSEMBLY
30	C1044660	STANDARD BODIES #B10-3-8T	1	
31	1009596	ADAPTOR MJIC-6 / MORB-8	1	Total 8 in LOWER HYDRAULIC ASSEMBLY
32	C1046819	HIGH SPEED VALVE ASY.	1	

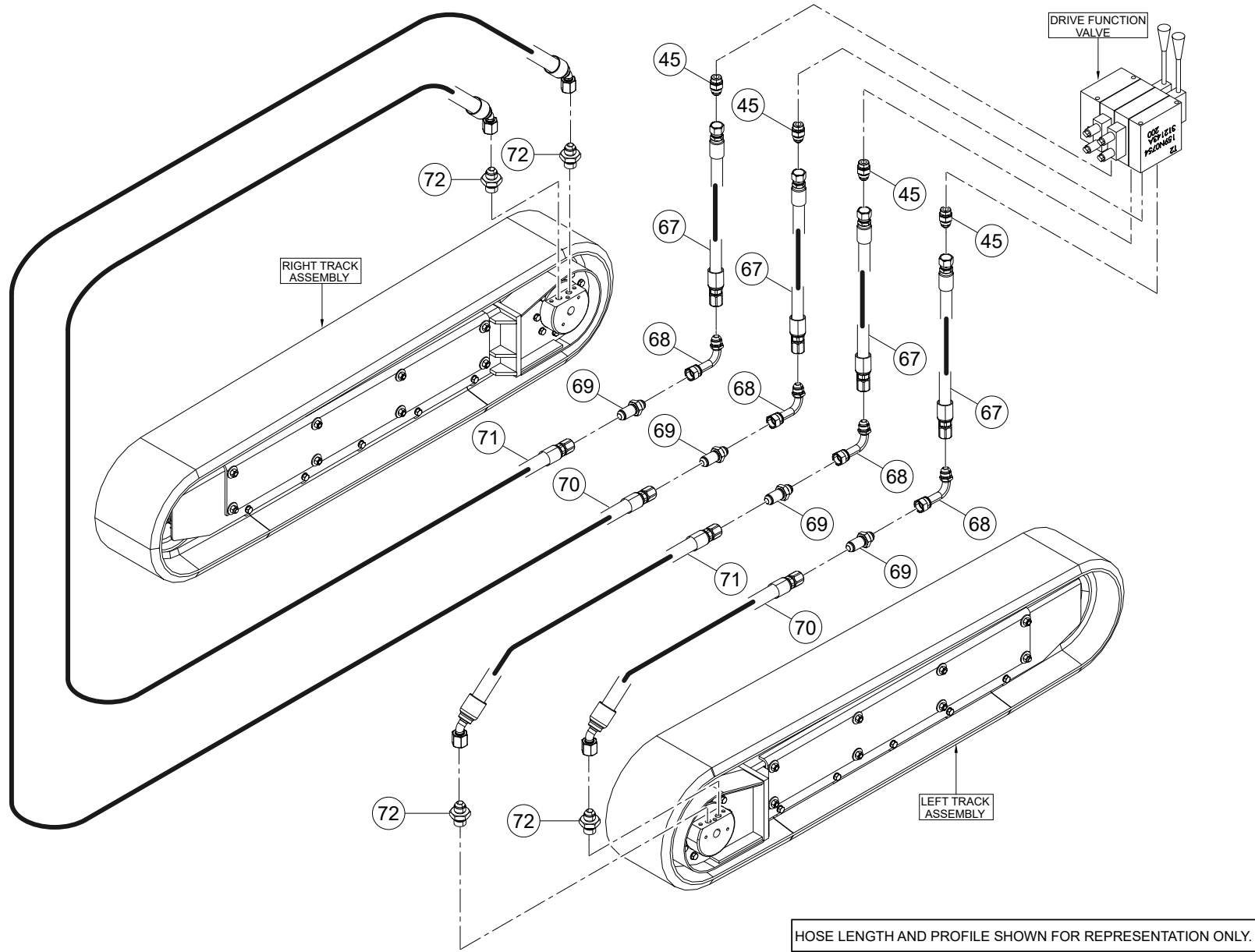
WHEN ORDERING PARTS, SPECIFY MODEL NUMBER, SERIAL NUMBER AND DESCRIPTION OF PARTS REQUIRED



WHEN ORDERING PARTS, SPECIFY MODEL NUMBER, SERIAL NUMBER AND DESCRIPTION OF PARTS REQUIRED

ITEM	PART NUMBER	DESCRIPTION	QUANTITY	NOTES
	C1047221	LOWER HYDRAULIC ASSEMBLY		
33	1003068-6	ELBOW, 90 DEG 1-1/4 FNPT X 1-1/4 MNPT BLK IRON SUPPLIED IN KIT #1003068	1	
34	5350K57	ADAPTOR, MNPT-20 / MHBRB-20	1	
35	5204K405	1.75" TIGHT-SEAL BOLT CLAMP	1	
36	1028222	HOSE, -20, LOW, 90C61-20 / NO END, 44	1	
37	1020224	CLAMP, C61-20, KIT	1	
38	LK-PMP-120	NACHI PISTON PUMP	1	
39	1009690	ADAPTOR, MJIC-8, BSPP-6	2	
40	1028247	HOSE, -8, 3000, FJIC-8SW / 90FJIC-8SW, 84	2	
41	1013226	ELBOW,90,MJIC-8/FJIC-8SW	5	Total 6 in LOWER HYDRAULIC ASSEMBLY
42	1042776	HIGH PRESSURE FILTER	1	
43	1013396	ELBOW MJIC-8 / FORB-12	1	
44	1028214	HOSE, -8,3000,FJIC-8SW,L90FJIC-8SW,35	1	
45	1009600	ADAPTER,MJIC-8/MORB-8	2	Total 11 in LOWER HYDRAULIC ASSEMBLY
46	1042127	BOOM/ DRIVE SELECTOR VALVE	1	
47	1013393	ELBOW, MJIC-8, MORB-8	3	Total 5 in LOWER HYDRAULIC ASSEMBLY
48	1009427	REDUCER, FJIC-8 / MJIC-4	1	
49	1028215	HOSE, -4,3000,FJIC-4SW,FJIC-4SW,38	1	
50	1042126	PRESSURE GAUGE	1	
51	1013688	ELBOW, MJIC-4 / MNPT-4	1	
52	1028250	HOSE, -8, 3000, 45FJIC-8SW / FJIC-8SW, 30	1	
53	1042128	BOOM FUNCTION VALVE	1	
54	C1046798	INTERLOCK SOLENOID	1	
55	C1046627	HYDRAFORCE BODY 7024280	1	
56	1028212	HOSE, -8, 3000, FJIC-8SW / 90FJIC-8SW, 26	1	
57	1017339	TEE, MJIC-8, MJIC-8, FJIC-8SW	1	Total 4 in LOWER HYDRAULIC ASSEMBLY
58	1009692	ADAPTER, MBSPP-5/MJIC-6	1	
59	1028211	HOSE, -6, 3000, FJIC-6SW / 90FJIC-8SW, 17	1	
60	1009435	ADAPTOR, FJIC-12 / MJIC-8	1	Total 2 in LOWER HYDRAULIC ASSEMBLY
61	1009615	ADAPTER,MJIC-12/MORB-12	2	Total 4 in LOWER HYDRAULIC ASSEMBLY
62	1017346	TEE, -12MJIC / -12FJIC / -12MJIC	1	Total 2 in LOWER HYDRAULIC ASSEMBLY
63	1015716	ELBOW, 45 MJIC-12/FJIC-12SW	1	
64	1028248	HOSE, -12, 3000, 90FJIC-12SW / FJIC-12SW, 32	1	
65	1028210	HOSE, -8, 3000, 90FJIC-8SW / FJIC-8SW, 14	1	
66	1042130	OUTRIGGER/ TRACK EXTENSION VALVE	1	

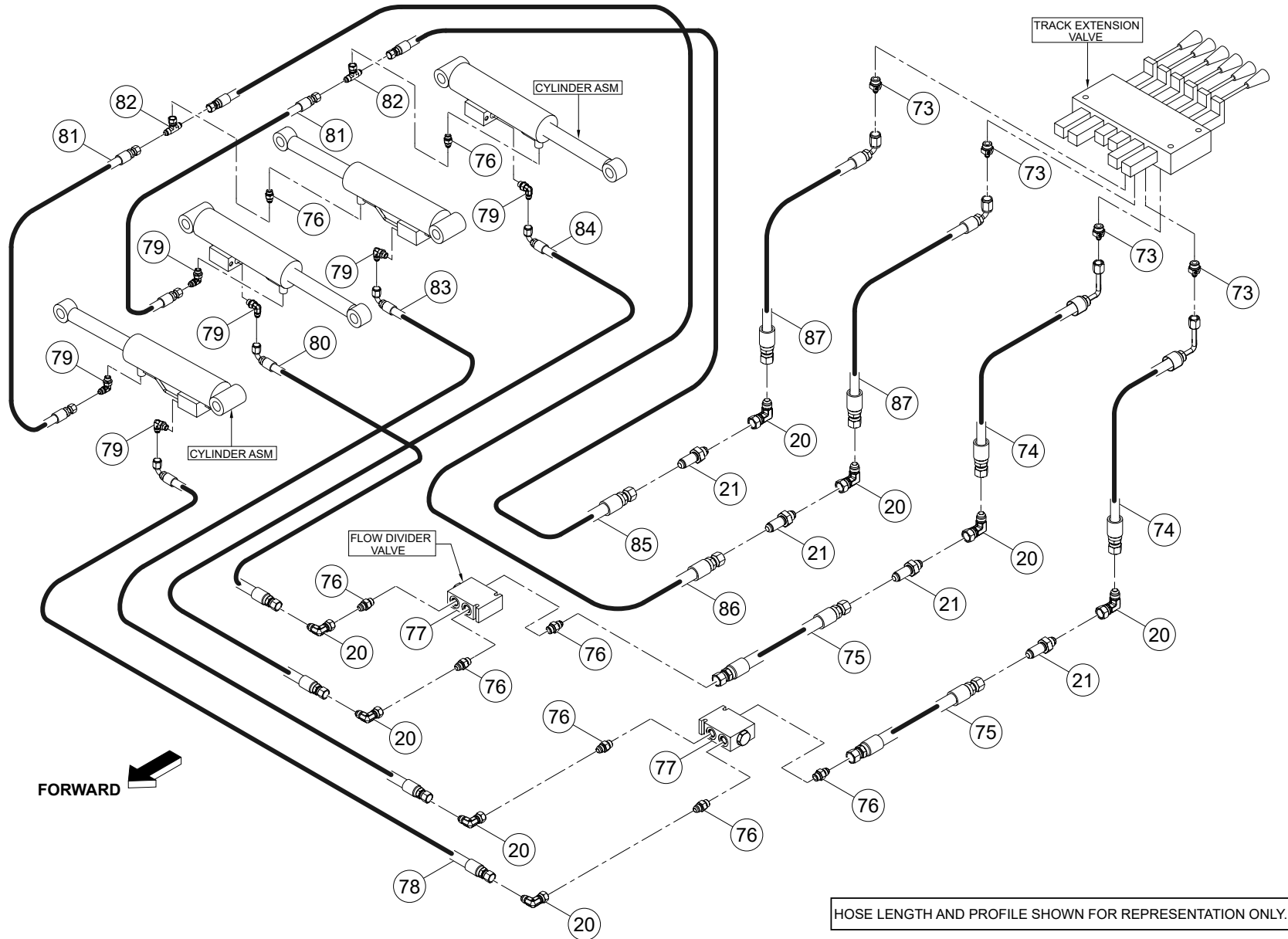
WHEN ORDERING PARTS, SPECIFY MODEL NUMBER, SERIAL NUMBER AND DESCRIPTION OF PARTS REQUIRED



WHEN ORDERING PARTS, SPECIFY MODEL NUMBER, SERIAL NUMBER AND DESCRIPTION OF PARTS REQUIRED

ITEM	PART NUMBER	DESCRIPTION	QUANTITY	NOTES
	C1047221	LOWER HYDRAULIC ASSEMBLY		
67	1028208	HOSE, -8, 3000, FJIC-8SW / FJIC-8SW, 51	4	
68	1013259	ELBOW, MJIC-8SW/ FJIC-8 LONG	4	
69	C1046630	BULKHEAD, MJIC-8, MJIC-8	4	
70	1028167	HOSE, -8, 3000, 45FJIC-8SW / FJIC-8SW, 24	2	
71	1028166	HOSE, -8, 3000, 45FJIC-8SW / FJIC-8SW, 27.5	2	
72	1009691	ADAPTOR, MJIC-8, BSPP-8, G1/2	4	

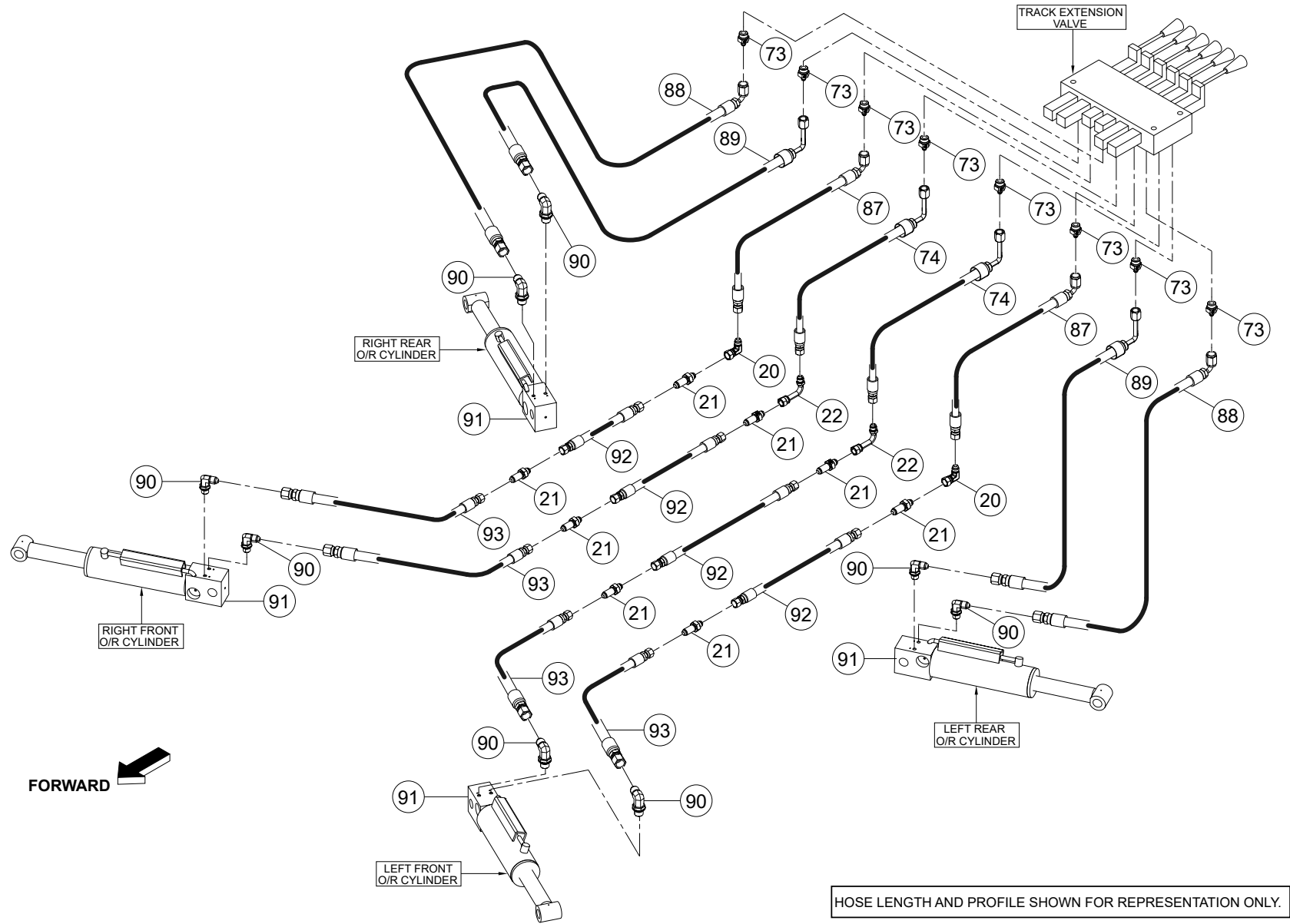
WHEN ORDERING PARTS, SPECIFY MODEL NUMBER, SERIAL NUMBER AND DESCRIPTION OF PARTS REQUIRED



WHEN ORDERING PARTS, SPECIFY MODEL NUMBER, SERIAL NUMBER AND DESCRIPTION OF PARTS REQUIRED

ITEM	PART NUMBER	DESCRIPTION	QUANTITY	NOTES
	C1047221	LOWER HYDRAULIC ASSEMBLY		
73	1009589	ADAPTOR, MORB-8, MJIC-4	4	Total 14 in LOWER HYDRAULIC ASEMBLY
74	1028216	HOSE, -4, 3000, FJIC-6SW / L90FJIC-4SW, 47	2	Total 4 in LOWER HYDRAULIC ASEMBLY
75	1028171	HOSE, -6, 3000, FJIC-6SW / FJIC-6SW, 12	2	
76	1009595	ADAPTER, MORB-6/MJIC-6	8	
77	C1044646	VALVE, FLOW DIVIDER	2	
78	1028177	HOSE, -6, 3000, 90FJIC-6SW / FJIC-6SW, 41.75	1	
79	1013389	ELBOW, 90, MJIC-6/MORB-6	6	
80	1028176	HOSE, -6, 3000, 90FJIC-6SW / FJIC-6SW, 39	1	
81	1028174	HOSE, -6, 3000, FJIC-6SW / FJIC-6SW, 18.5	2	
82	1017336	TEE, MJIC-6, MJIC-6, FJIC-6SW	2	
83	1028178	HOSE, -6, 3000, 90FJIC-6SW / FJIC-6SW, 23	1	
84	1028175	HOSE, -6, 3000, 90FJIC-6SW, FJIC-6SW, 19.5	1	
85	1028173	HOSE, -6, 3000, FJIC-6SW / FJIC-6SW, 30	1	
86	1028172	HOSE, -6, 3000, FJIC-6SW / FJIC-6SW, 38	1	
87	1028217	HOSE, -4, 3000, FJIC-6SW / 90FJIC-4SW, 47	2	Total 4 in LOWER HYDRAULIC ASEMBLY

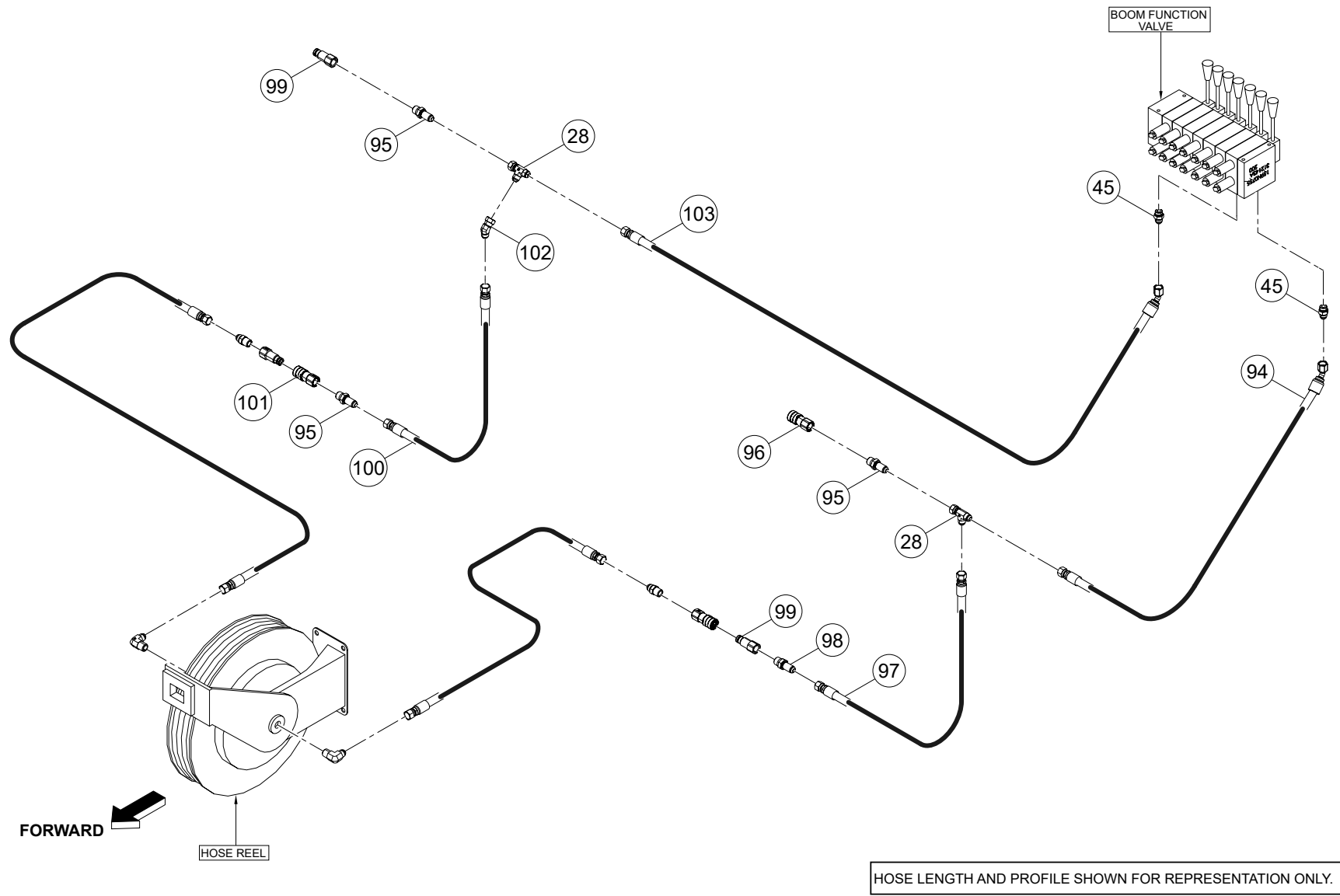
WHEN ORDERING PARTS, SPECIFY MODEL NUMBER, SERIAL NUMBER AND DESCRIPTION OF PARTS REQUIRED



WHEN ORDERING PARTS, SPECIFY MODEL NUMBER, SERIAL NUMBER AND DESCRIPTION OF PARTS REQUIRED

ITEM	PART NUMBER	DESCRIPTION	QUANTITY	NOTES
	C1047221	LOWER HYDRAULIC ASSEMBLY		
88	1028218	HOSE, -4, 3000, FJIC-4SW / 90FJIC-4SW, 88	2	
89	1028219	HOSE, -4, 3000, FJIC-4SW / L90FJIC-4SW, 88	2	
90	1013385	ELBOW,90,MJIC-4/MORB-4	8	
91	LK-800-351600	CYLINDER ASSY	4	
92	1028170	HOSE, -6, 3000, FJIC-6SW / FJIC-6SW, 77.5	4	
93	1028204	HOSE, -4, 3000, 90FJIC-6SW / FJIC-4SW, 72	4	

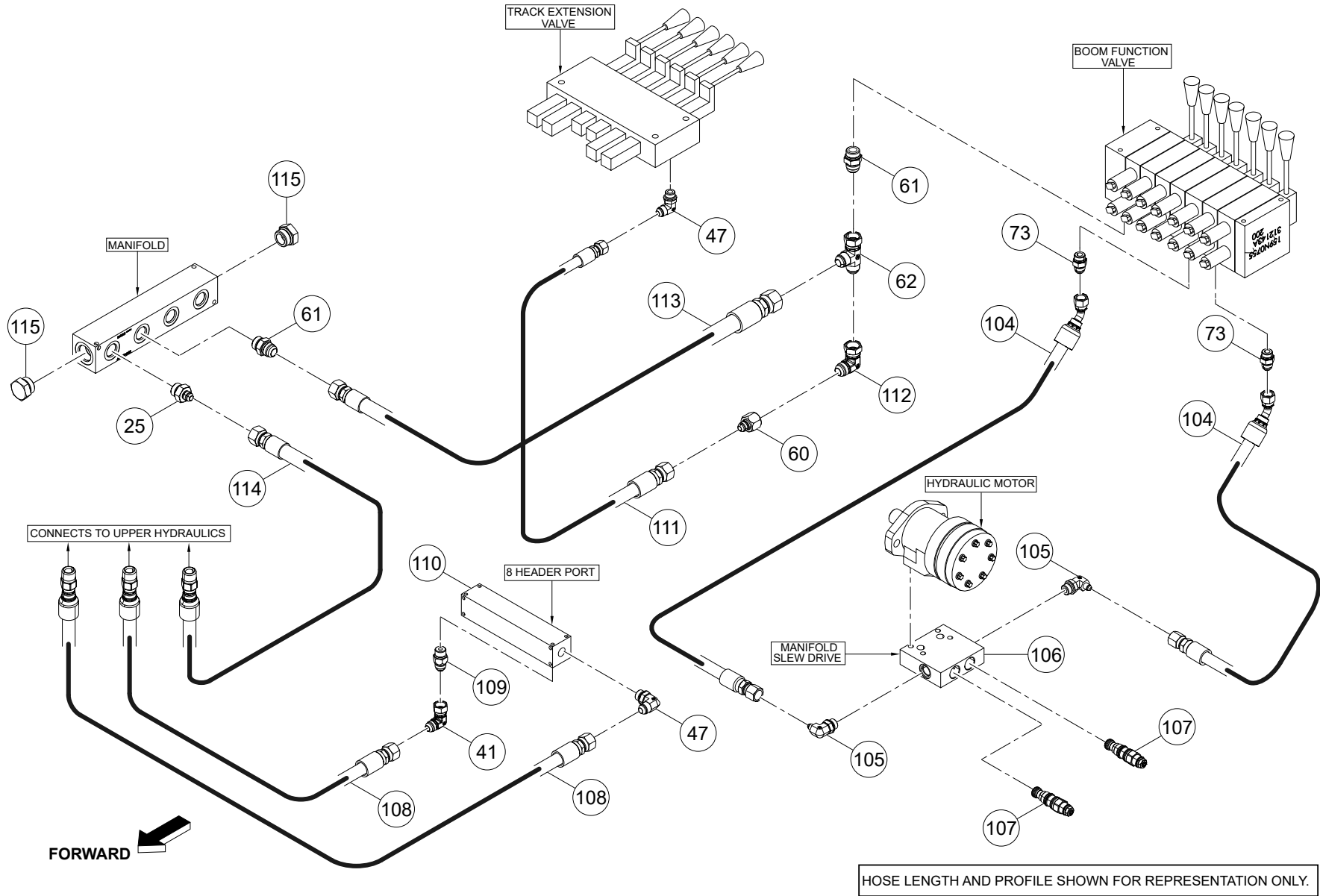
WHEN ORDERING PARTS, SPECIFY MODEL NUMBER, SERIAL NUMBER AND DESCRIPTION OF PARTS REQUIRED



WHEN ORDERING PARTS, SPECIFY MODEL NUMBER, SERIAL NUMBER AND DESCRIPTION OF PARTS REQUIRED

ITEM	PART NUMBER	DESCRIPTION	QUANTITY	NOTES
	C1047221	LOWER HYDRAULIC ASSEMBLY		
94	1028243	HOSE, -8, 3000, 45FJIC-8SW / FJIC-8SW, 26	1	
95	1042124	BULK HEAD FITTING, LARGE MJIC-8 / MNPT-8	3	
96	1042123	QUICK DISCONNECT COUPLER, LARGE FEMALE	1	
97	1028246	HOSE, -8, 3000, FJIC-8SW / FJIC-8SW, 132	1	
98	C1053804	BULK HEAD -8 MJIC / -8MNPT	1	
99	C1053805	QUICK DISCONNECT -8 MALE NPT	2	
100	1028245	HOSE, -8, 3000, FJIC-8SW / FJIC-8SW, 138	1	
101	C1053803	QUICK DISCONNECT -8 FEMALE NPT	1	
102	1015679	ELBOW, 45, MJIC-8/FJIC-8SW	1	
103	1028242	HOSE, -8, 3000, 45FJIC-8SW / FJIC-8SW, 29	1	

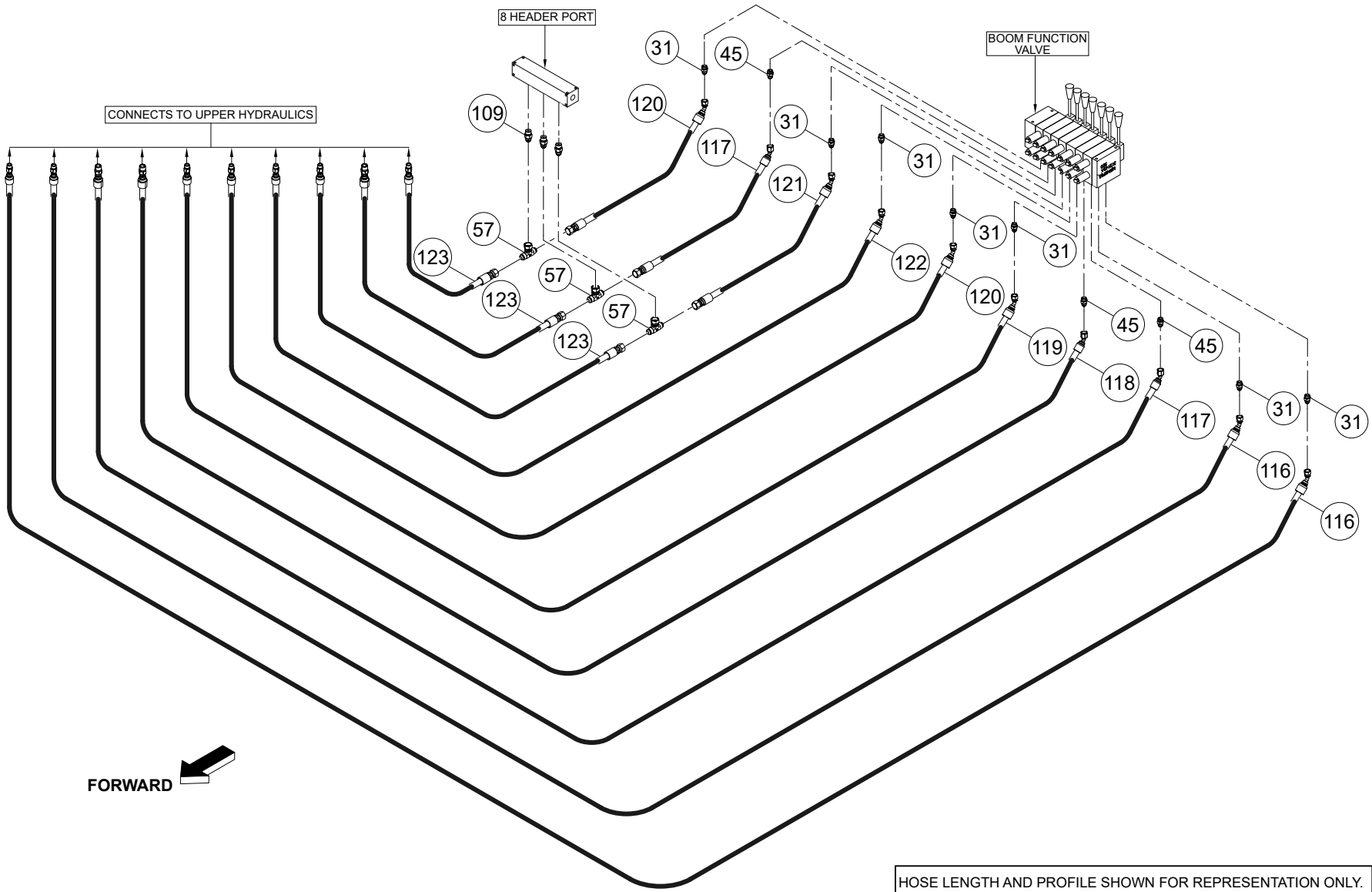
WHEN ORDERING PARTS, SPECIFY MODEL NUMBER, SERIAL NUMBER AND DESCRIPTION OF PARTS REQUIRED



WHEN ORDERING PARTS, SPECIFY MODEL NUMBER, SERIAL NUMBER AND DESCRIPTION OF PARTS REQUIRED

ITEM	PART NUMBER	DESCRIPTION	QUANTITY	NOTES
	C1047221	LOWER HYDRAULIC ASSEMBLY		
104	1028244	HOSE, -4, 3000, 45FJIC-4SW / FJIC-4SW, 55	2	
105	1013384	ELBOW, MORB-8SW / MJIC-4	2	
106	LK-HYD-007	SLEW DRIVE, MANIFOLD	1	
107	LK-CAR-136	CARTRIDGE VALVE	2	
108	1028224	HOSE, -8, 3000, FJIC-8SW / MNPTF-8SW, 26	2	
109	1020087	CHECK, MORB-8 / MJIC-8 5PSI CRACK	1	Total 4 in LOWER HYDRAULIC ASEMBLY
110	C1049160	-8 HEADER PORT	1	
111	1028213	HOSE,-8,3000,FJIC-8SW,90FJIC-8SW,19	1	
112	1013230	ELBOW,90,MJIC-12/FJIC-12SW	1	
113	1028249	HOSE, -12, 3000, 45FJIC-12SW / FJIC-12SW, 57	1	
114	1028251	HOSE, -8, 3000, FJIC-8SW / MNPTF-8SW, 20	1	
115	1019705	PLUG, -16 ORB	2	

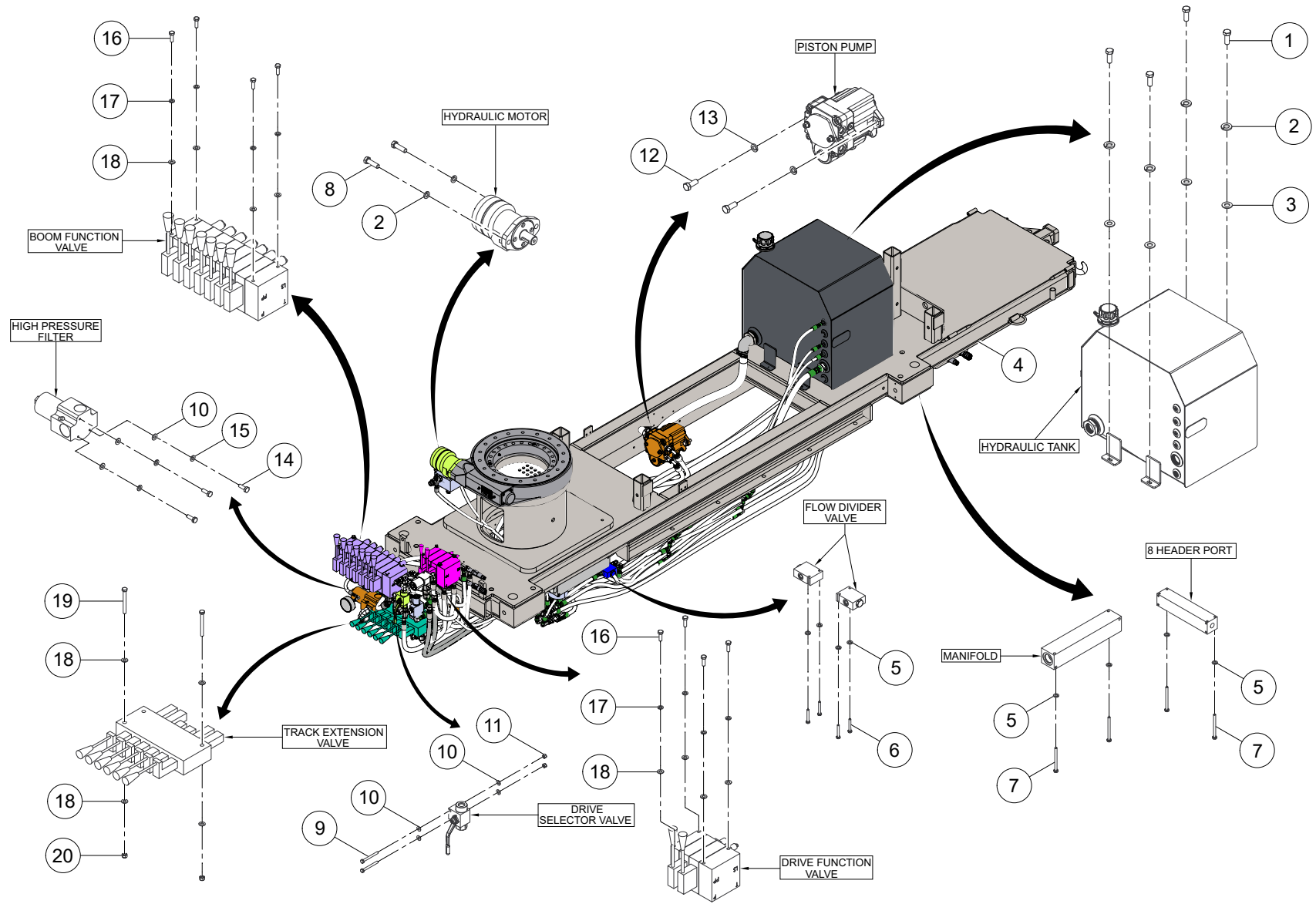
WHEN ORDERING PARTS, SPECIFY MODEL NUMBER, SERIAL NUMBER AND DESCRIPTION OF PARTS REQUIRED



WHEN ORDERING PARTS, SPECIFY MODEL NUMBER, SERIAL NUMBER AND DESCRIPTION OF PARTS REQUIRED

ITEM	PART NUMBER	DESCRIPTION	QUANTITY	NOTES
	C1047221	LOWER HYDRAULIC ASSEMBLY		
116	1028238	HOSE, -6, 3000, 45FJIC-6SW / MNPTF-6SW, 52	2	
117	1028233	HOSE, -8, 3000, 45FJIC-8SW / MNPTF-8SW, 53	2	
118	1028236	HOSE, -8, 3000, 45FJIC-8SW / MNPTF-8SW, 52	1	
119	1028231	HOSE, -6, 3000, 45FJIC-6SW / MNPTF-6SW, 51	1	
120	1028241	HOSE, -6, 3000, 45FJIC-6SW / FJIC-8SW, 21	2	
121	1028235	HOSE, -6, 3000, 45FJIC-6SW / MNPTF-6SW, 53	1	
122	1028240	HOSE, -6, 3000, 45FJIC-6SW / FJIC-8SW, 23	1	
123	1028226	HOSE, -6, 3000, FJIC-8SW / MNPTF-6SW, 23	3	

WHEN ORDERING PARTS, SPECIFY MODEL NUMBER, SERIAL NUMBER AND DESCRIPTION OF PARTS REQUIRED



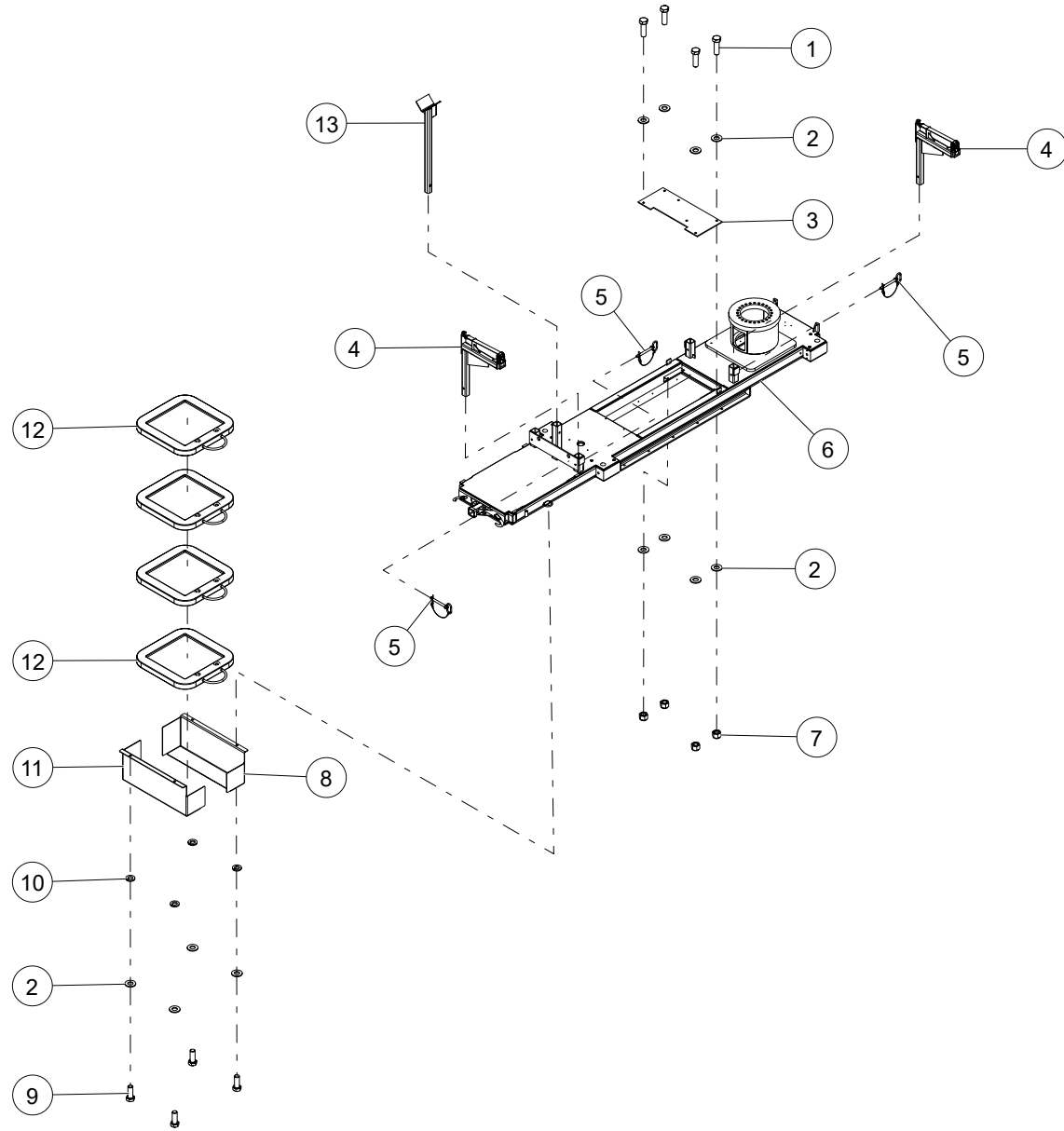
WHEN ORDERING PARTS, SPECIFY MODEL NUMBER, SERIAL NUMBER AND DESCRIPTION OF PARTS REQUIRED

ITEM	PART NUMBER	DESCRIPTION	QUANTITY	NOTES
	C1047221	LOWER HYDRAULIC ASSEMBLY - FASTNERS		
1	HHCS-C375A008Z0	HEX HEAD CAP SCREW, 3/8-16 X 1 LEN, GR8, ZN	4	
2	WSH4-X3750008Z0	SPIRAL LOCK WASHER, 3/8, GR8, ZN	6	
3	WSH2-X3750008Z0	SAE WASHER, 3/8, GR8, ZN	4	
4	LK-3501	TIER 4 SLAB ASSEMBLY	1	
5	LW 0.25M24Z	SPRING LOCK WASHER	8	
6	HHCS-C250A75M03Z0	HEX HEAD CAP SCREW, 1/4-20 X 1 3/4 LEN, GR8, ZINC	4	
7	HHCS-C250C00CZ0	HEX HEAD CAP SCREW, 1/4-20 X 3 LEN, GR8, ZINC	4	
8	HHCS-C375A25M03Z0	HEX HEAD CAP SCREW, 3/8-16 X 1 1/4 LEN, GR8, ZINC	2	
9	HHCS-F250B508Z0	HEX HEAD CAP SCREW, 1/4-28 X 2 1/2 LEN, GR8, ZN	2	
10	WSH2-X2500008Z0	SAE WASHER, 1/4, GR8, ZN	7	
11	NUT3-C2500008Z0	NYLON LOCK NUT, 1/4-20, GR8, ZN	2	
12	HHCS-C500A25M03Z0	HEX HEAD CAP SCREW, 1/2-13 X 1 1/4 LEN, GR8, ZINC	2	
13	LW 0.5M24Z	SPRING LOCK WASHER	2	
14	HHCS-C2507508Z0	HEX HEAD CAP SCREW, 1/4-20 X 3/4 LEN, GR8, ZN	3	
15	WSH4-X2500008Z0	SPIRAL LOCK WASHER, 1/4, GR8, ZN	3	
16	HHCS-C313A008Z1	HEX HEAD CAP SCREW, 5/16-18 X 1 LEN, GR8, ZN, FULL THREAD	8	
17	WSH4-X3130008Z0	SPIRAL LOCK WASHER, 5/16, GR8, ZN	8	
18	WSH2-X3130008Z0	SAE WASHER, 5/16, GR8, ZN	12	
19	HHCS-C313C008Z0	HEX HEAD CAP SCREW, 5/16-18 X 3 LEN, GR8, ZN	2	
20	NUT3-C3130008Z0	NYLON LOCK NUT, 5/16-18, GR8, ZN	2	

WHEN ORDERING PARTS, SPECIFY MODEL NUMBER, SERIAL NUMBER AND DESCRIPTION OF PARTS REQUIRED

PAGE INTENTIONALLY LEFT BLANK

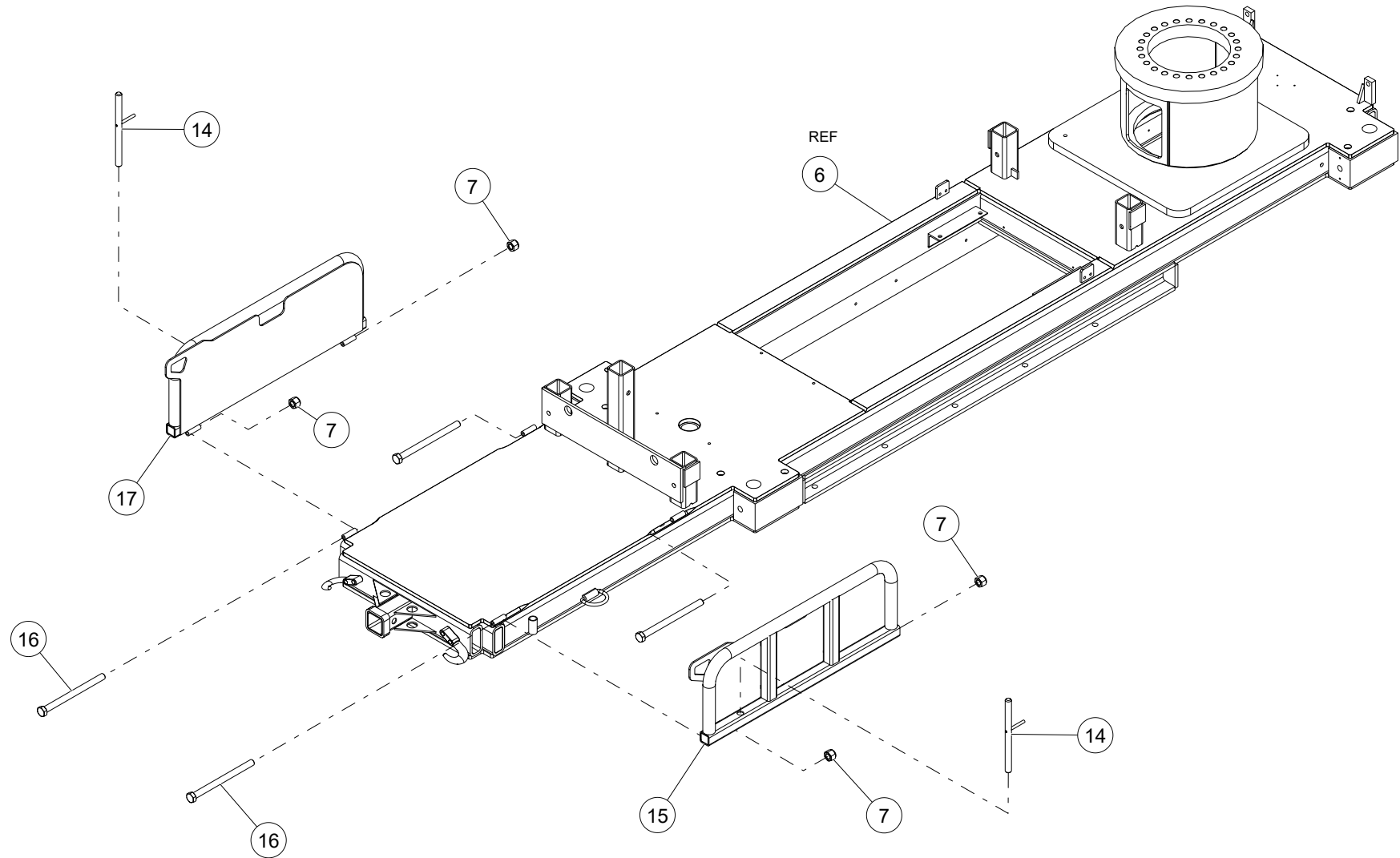
SLAB ASSEMBLY



WHEN ORDERING PARTS, SPECIFY MODEL NUMBER, SERIAL NUMBER AND DESCRIPTION OF PARTS REQUIRED

ITEM	PART NUMBER	DESCRIPTION	QUANTITY	NOTES
	LK-4254	SLAB ASSEMBLY WITH OUTRIGGERS		
1	HHCS-C375A25M03Z0	HEX HEAD CAP SCREW, 3/8-16 X 1 1/4 LEN, GR8, ZINC	4	
2	WSH1-X3750008Z0	WASHER, 3/8, GR8, ZN	12	
3	LK-3702	BATTERY BRACKET PLATE	1	
4	C1054995	POLE CARRIER ASSEMBLY	2	SEE PAGE 160
5	C1054281	LOOP-GRIP CLEVIS PIN WITH HAIRPIN COTTER PIN	3	
6	LK-3501	TIER 4 SLAB ASSEMBLY	1	
7	NUT3-C3750008Z0	NYLON LOCK NUT, 3/8-16, GR8, ZN	4	Total 8 in SLAB ASSEMBLY WITH OUTRIGGERS
8	1042574	OUTRIGGER FOOT PAD, TRAY REAR	1	
9	HHCS-C375A00M03Z0	HEX HEAD CAP SCREW, 3/8-16 X 1 LEN, GR8, ZINC	4	
10	WSH4-X3750008Z0	SPIRAL LOCK WASHER, 3/8, GR8, ZN	4	
11	1042353	OUTRIGGER FOOT PAD TRAY, FRONT	1	
12	UOS1818-1.5	OUTRIGGER FOOT PAD ASM	4	
13	LK-3525	BOOM STOW ASSEMBLY	1	

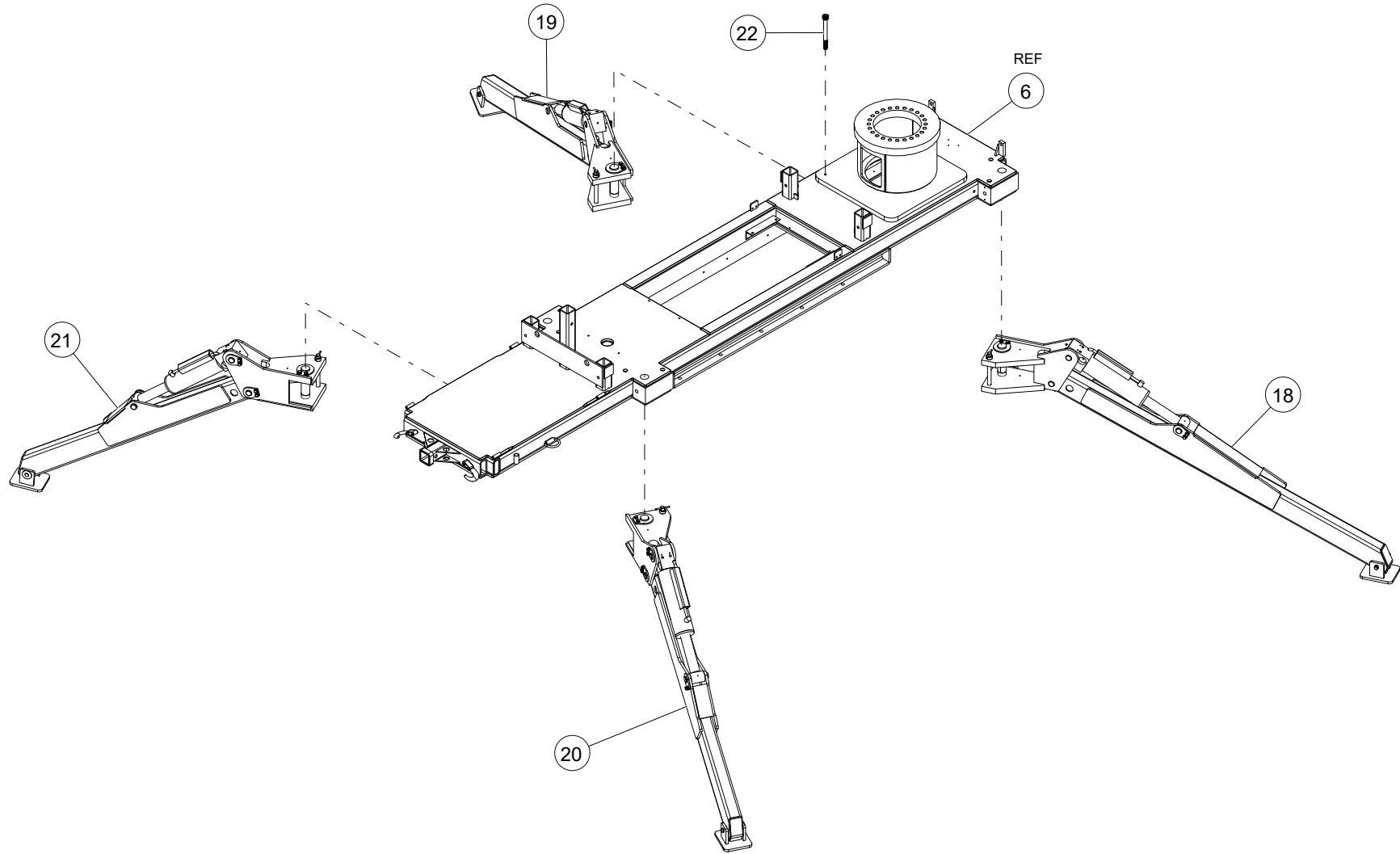
WHEN ORDERING PARTS, SPECIFY MODEL NUMBER, SERIAL NUMBER AND DESCRIPTION OF PARTS REQUIRED



WHEN ORDERING PARTS, SPECIFY MODEL NUMBER, SERIAL NUMBER AND DESCRIPTION OF PARTS REQUIRED

ITEM	PART NUMBER	DESCRIPTION	QUANTITY	NOTES
	LK-4254	SLAB ASSEMBLY WITH OUTRIGGERS		
14	LK-3925	BED EAR PIN	2	
15	LK-3545B-LEFT	SLAB DOOR (LEFT)	1	
16	HHCS-C375E008Z0	HEX HEAD CAP SCREW, 3/8-16 X 5 LEN, GR8, ZN	4	
17	LK-3545B-RIGHT	SLAB DOOR	1	

WHEN ORDERING PARTS, SPECIFY MODEL NUMBER, SERIAL NUMBER AND DESCRIPTION OF PARTS REQUIRED

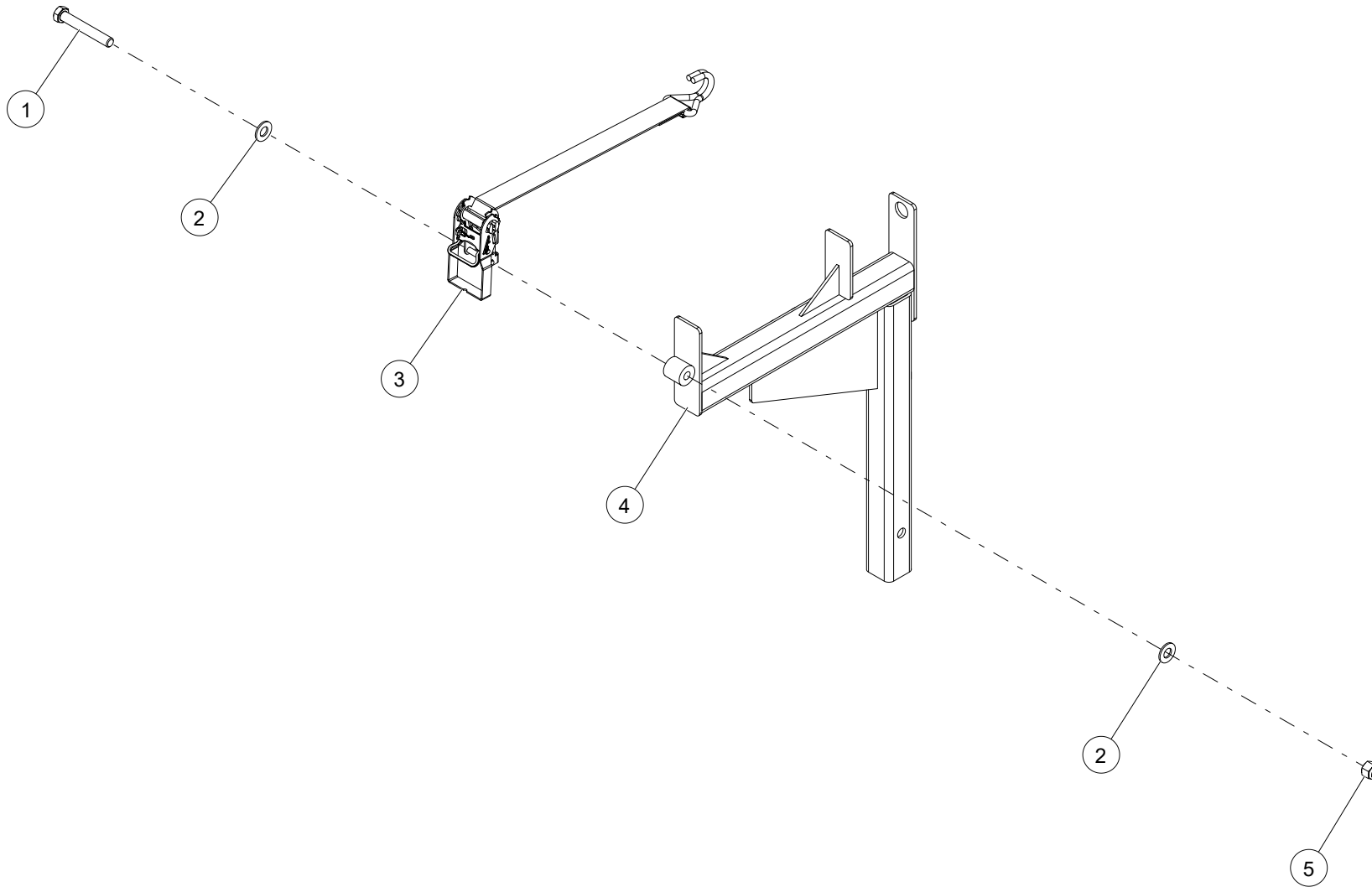


WHEN ORDERING PARTS, SPECIFY MODEL NUMBER, SERIAL NUMBER AND DESCRIPTION OF PARTS REQUIRED

ITEM	PART NUMBER	DESCRIPTION	QUANTITY	NOTES
	LK-4254	SLAB ASSEMBLY WITH OUTRIGGERS		
18	LK-3745-2	LEFT REAR OUTRIGGER ASSEMBLY	1	SEE PAGE 162
19	LK-3745-4	RIGHT REAR OUTRIGGER ASSEMBLY	1	SEE PAGE 164
20	LK-3745-1	LEFT FRONT OUTRIGGER ASSEMBLY	1	SEE PAGE 166
21	LK-3745-3	RIGHT FRONT OUTRIGGER ASSEMBLY	1	SEE PAGE 168
22	C1046842	SUPER-CORROSION-RESISTANT STEEL SOCKET HEAD SCREW	1	

WHEN ORDERING PARTS, SPECIFY MODEL NUMBER, SERIAL NUMBER AND DESCRIPTION OF PARTS REQUIRED

POLE CARRIER ASSEMBLY



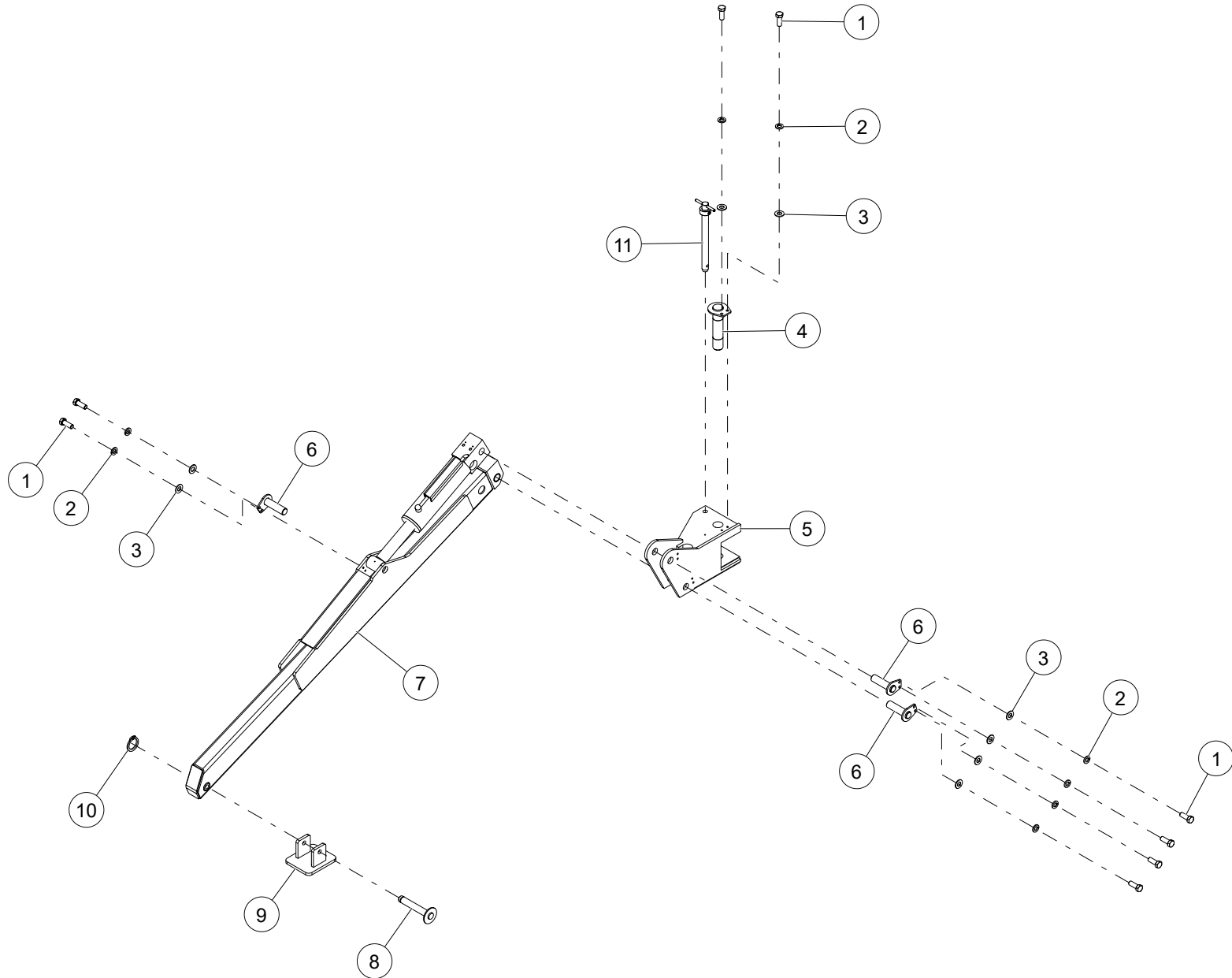
WHEN ORDERING PARTS, SPECIFY MODEL NUMBER, SERIAL NUMBER AND DESCRIPTION OF PARTS REQUIRED

POLE CARRIER ASSEMBLY

ITEM	PART NUMBER	DESCRIPTION	QUANTITY	NOTES
	C1054995	POLE CARRIER ASSEMBLY		
1	HHCS-C375B508Z0	HEX HEAD CAP SCREW, 3/8-16 X 2 1/2 LEN, GR8, ZN	1	
2	WSH2-X3750008Z0	SAE WASHER, 3/8, GR8, ZN	2	
3	C1054996	CUSTOMIZED - POLE CARRIER RATCHET STRAP	1	
4	1042142	REAR POLE CARRIER ASSEMBLY	1	
5	NUT3-C3750008Z0	NYLON LOCK NUT, 3/8-16, GR8, ZN	1	

WHEN ORDERING PARTS, SPECIFY MODEL NUMBER, SERIAL NUMBER AND DESCRIPTION OF PARTS REQUIRED

LEFT REAR OUTRIGGER ASM



WHEN ORDERING PARTS, SPECIFY MODEL NUMBER, SERIAL NUMBER AND DESCRIPTION OF PARTS REQUIRED

LEFT REAR OUTRIGGER ASSEMBLY

ITEM	PART NUMBER	DESCRIPTION	QUANTITY	NOTES
	LK-3745-2	LEFT REAR OUTRIGGER ASSEMBLY		
1	HHCS-C375A008Z0	HEX HEAD CAP SCREW, 3/8-16 X 1 LEN, GR8, ZN	8	
2	WSH4-X3750008Z0	SPIRAL LOCK WASHER, 3/8, GR8, ZN	8	
3	WSH1-X3750008Z0	WASHER, 3/8, GR8, ZN	8	
4	LK-3906	MAIN OUTRIGGER PIVOT PIN	1	
5	LK-2196	OUTRIGGER SOCKET, RH	1	
6	LK-3909	OUTRIGGER CYLINDER PIN	3	
7	LK-2302	OUTRIGGER LEG, REAR	1	
8	LK-3406	OUTRIGGER FOOT PIN	1	
9	LK-2376	LARGE OUTRIGGER FOOT PAD	1	
10	1042652	SNAP RING, FOOT PIN	1	
11	LK-PIN-125	DROP PIN	1	

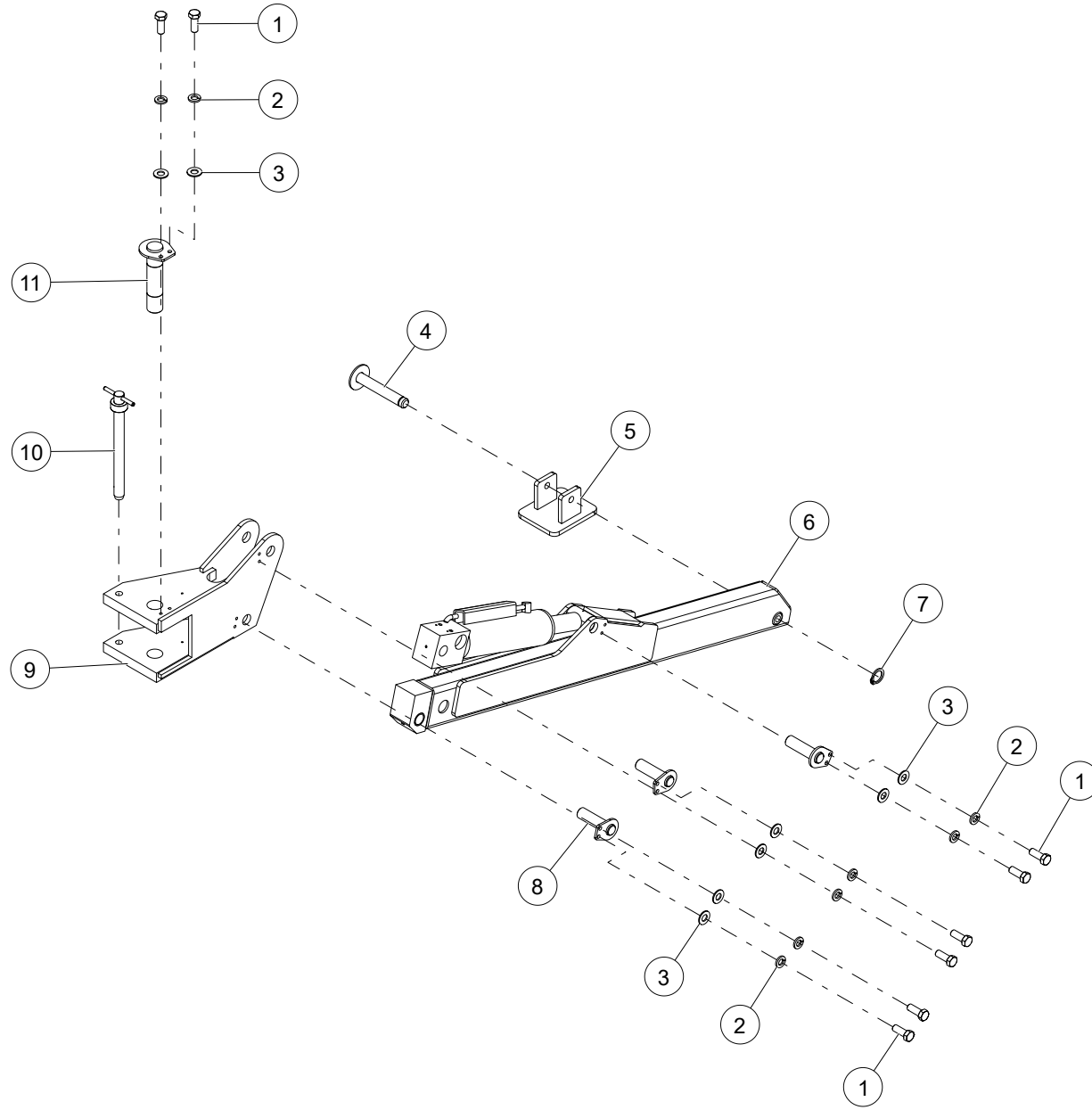
WHEN ORDERING PARTS, SPECIFY MODEL NUMBER, SERIAL NUMBER AND DESCRIPTION OF PARTS REQUIRED

RIGHT REAR OUTRIGGER ASSEMBLY

ITEM	PART NUMBER	DESCRIPTION	QUANTITY	NOTES
	LK-3745-4	RIGHT REAR OUTRIGGER ASSEMBLY		
1	HHCS-C375A008Z0	HEX HEAD CAP SCREW, 3/8-16 X 1 LEN, GR8, ZN	8	
2	WSH4-X3750008Z0	SPIRAL LOCK WASHER, 3/8, GR8, ZN	8	
3	WSH1-X3750008Z0	WASHER, 3/8, GR8, ZN	8	
4	LK-3906	MAIN OUTRIGGER PIVOT PIN	1	
5	LK-PIN-125	DROP PIN	1	
6	LK-2197	OUTRIGGER SOCKET, LH	1	
7	LK-2302	OUTRIGGER LEG, REAR	1	
8	1042652	SNAP RING, FOOT PIN	1	
9	LK-2376	LARGE OUTRIGGER FOOT PAD	1	
10	LK-3406	OUTRIGGER FOOT PIN	1	
11	LK-3909	OUTRIGGER CYLINDER PIN	3	

WHEN ORDERING PARTS, SPECIFY MODEL NUMBER, SERIAL NUMBER AND DESCRIPTION OF PARTS REQUIRED

LEFT FRONT OUTRIGGER ASM



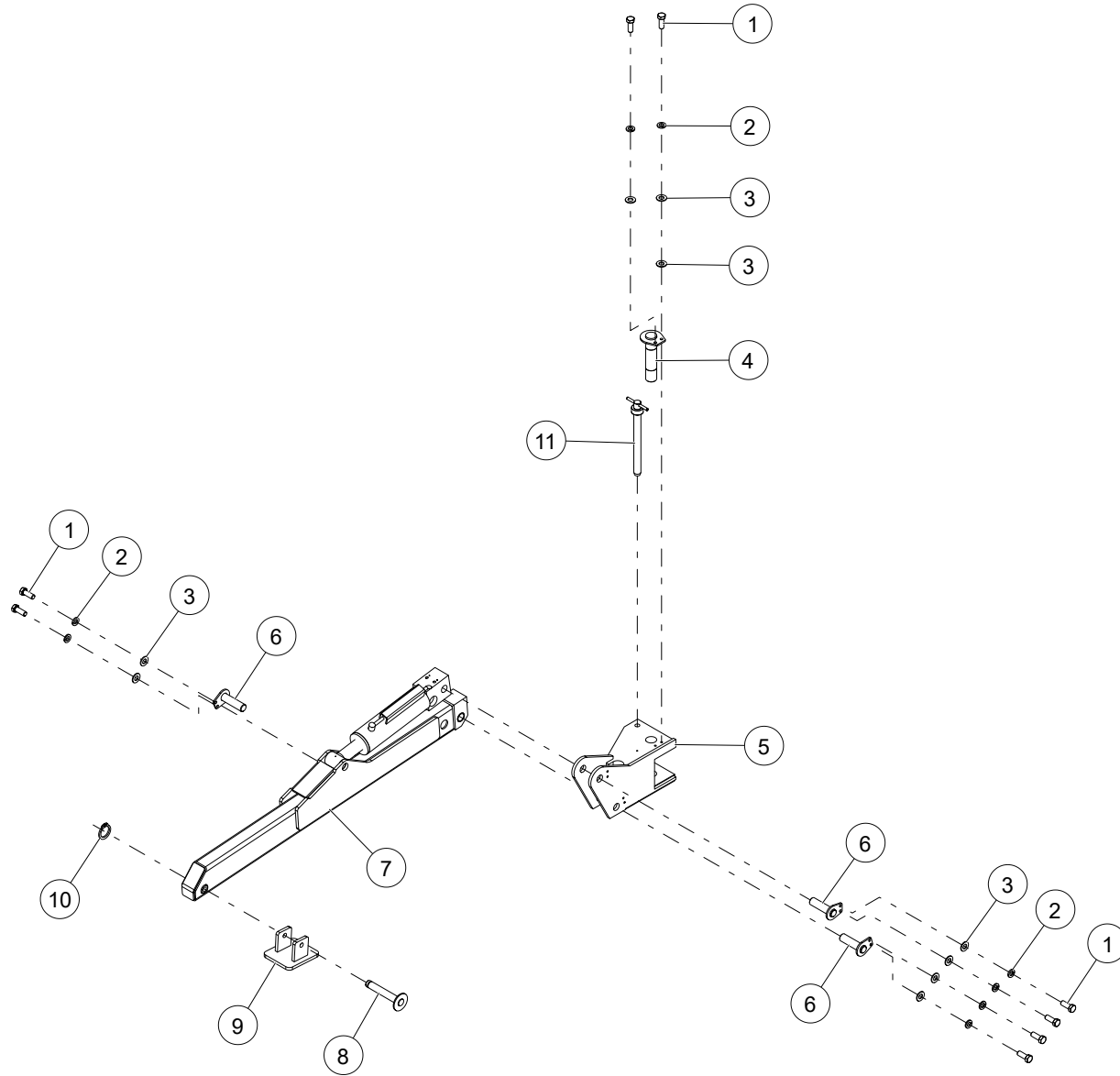
WHEN ORDERING PARTS, SPECIFY MODEL NUMBER, SERIAL NUMBER AND DESCRIPTION OF PARTS REQUIRED

LEFT FRONT OUTRIGGER ASSEMBLY

ITEM	PART NUMBER	DESCRIPTION	QUANTITY	NOTES
	LK-3745-1	LEFT FRONT OUTRIGGER ASSEMBLY		
1	HHCS-C375A008Z0	HEX HEAD CAP SCREW, 3/8-16 X 1 LEN, GR8, ZN	8	
2	WSH4-X3750008Z0	SPIRAL LOCK WASHER, 3/8, GR8, ZN	8	
3	WSH1-X3750008Z0	WASHER, 3/8, GR8, ZN	8	
4	LK-3406	OUTRIGGER FOOT PIN	1	
5	LK-2376	LARGE OUTRIGGER FOOT PAD	1	
6	LK-3530	OUTRIGGER LEG, FRONT	1	
7	1042652	SNAP RING, FOOT PIN	1	
8	LK-3909	OUTRIGGER CYLINDER PIN	3	
9	LK-2197	OUTRIGGER SOCKET, LH	1	
10	LK-PIN-125	DROP PIN	1	
11	LK-3906	MAIN OUTRIGGER PIVOT PIN	1	

WHEN ORDERING PARTS, SPECIFY MODEL NUMBER, SERIAL NUMBER AND DESCRIPTION OF PARTS REQUIRED

RIGHT FRONT OUTRIGGER ASM



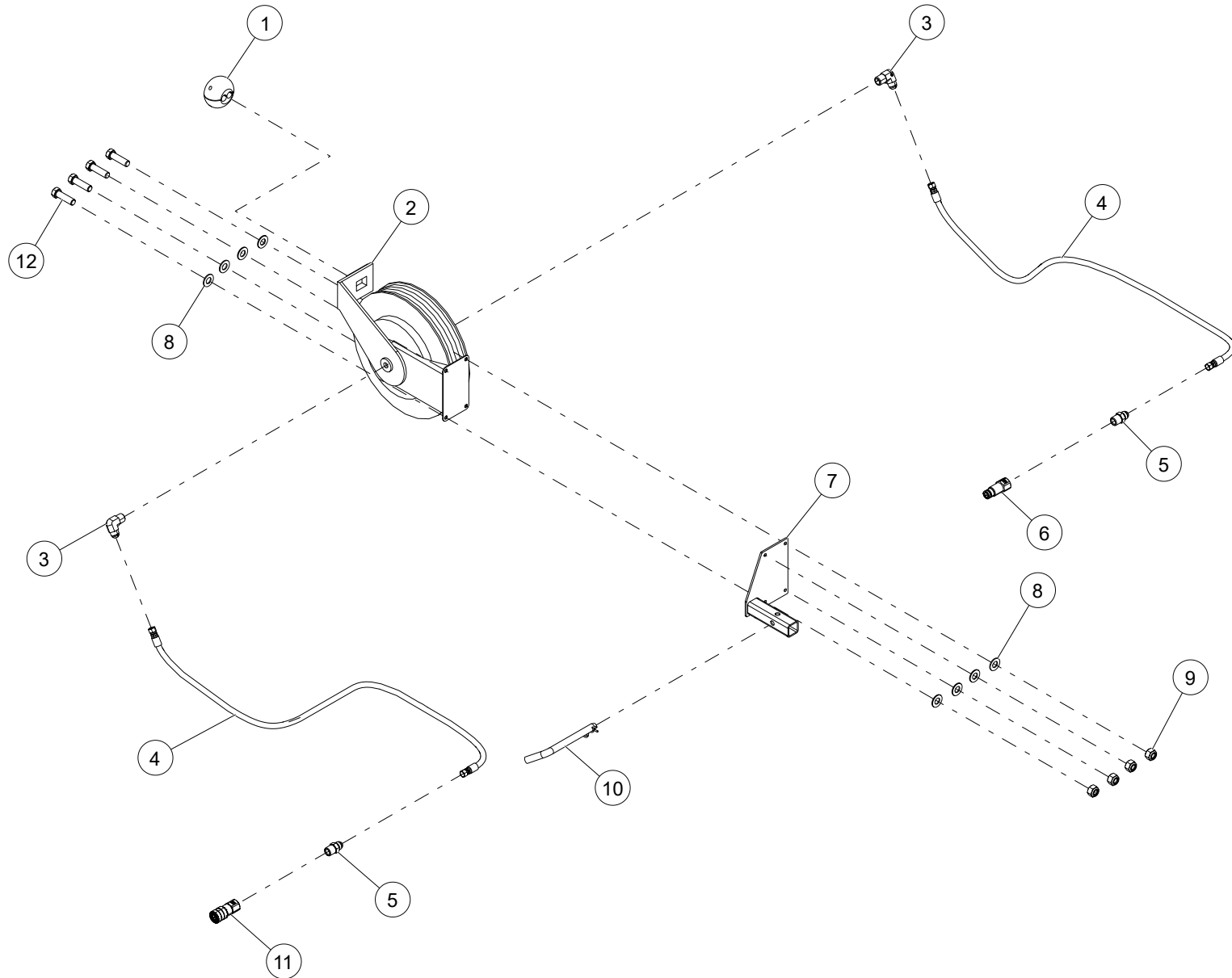
WHEN ORDERING PARTS, SPECIFY MODEL NUMBER, SERIAL NUMBER AND DESCRIPTION OF PARTS REQUIRED

RIGHT FRONT OUTRIGGER ASSEMBLY

ITEM	PART NUMBER	DESCRIPTION	QUANTITY	NOTES
	LK-3745-3	RIGHT FRONT OUTRIGGER ASSEMBLY		
1	HHCS-C375A008Z0	HEX HEAD CAP SCREW, 3/8-16 X 1 LEN, GR8, ZN	8	
2	WSH4-X3750008Z0	SPIRAL LOCK WASHER, 3/8, GR8, ZN	8	
3	WSH1-X3750008Z0	WASHER, 3/8, GR8, ZN	9	
4	LK-3906	MAIN OUTRIGGER PIVOT PIN	1	
5	LK-2196	OUTRIGGER SOCKET, RH	1	
6	LK-3909	OUTRIGGER CYLINDER PIN	3	
7	LK-3530	OUTRIGGER LEG, FRONT	1	
8	LK-3406	OUTRIGGER FOOT PIN	1	
9	LK-2376	LARGE OUTRIGGER FOOT PAD	1	
10	1042652	SNAP RING, FOOT PIN	1	
11	LK-PIN-125	DROP PIN	1	

WHEN ORDERING PARTS, SPECIFY MODEL NUMBER, SERIAL NUMBER AND DESCRIPTION OF PARTS REQUIRED

HOSE REEL WITH BRACKET ASSEMBLY



WHEN ORDERING PARTS, SPECIFY MODEL NUMBER, SERIAL NUMBER AND DESCRIPTION OF PARTS REQUIRED

HOSE REEL WITH BRACKET ASSEMBLY

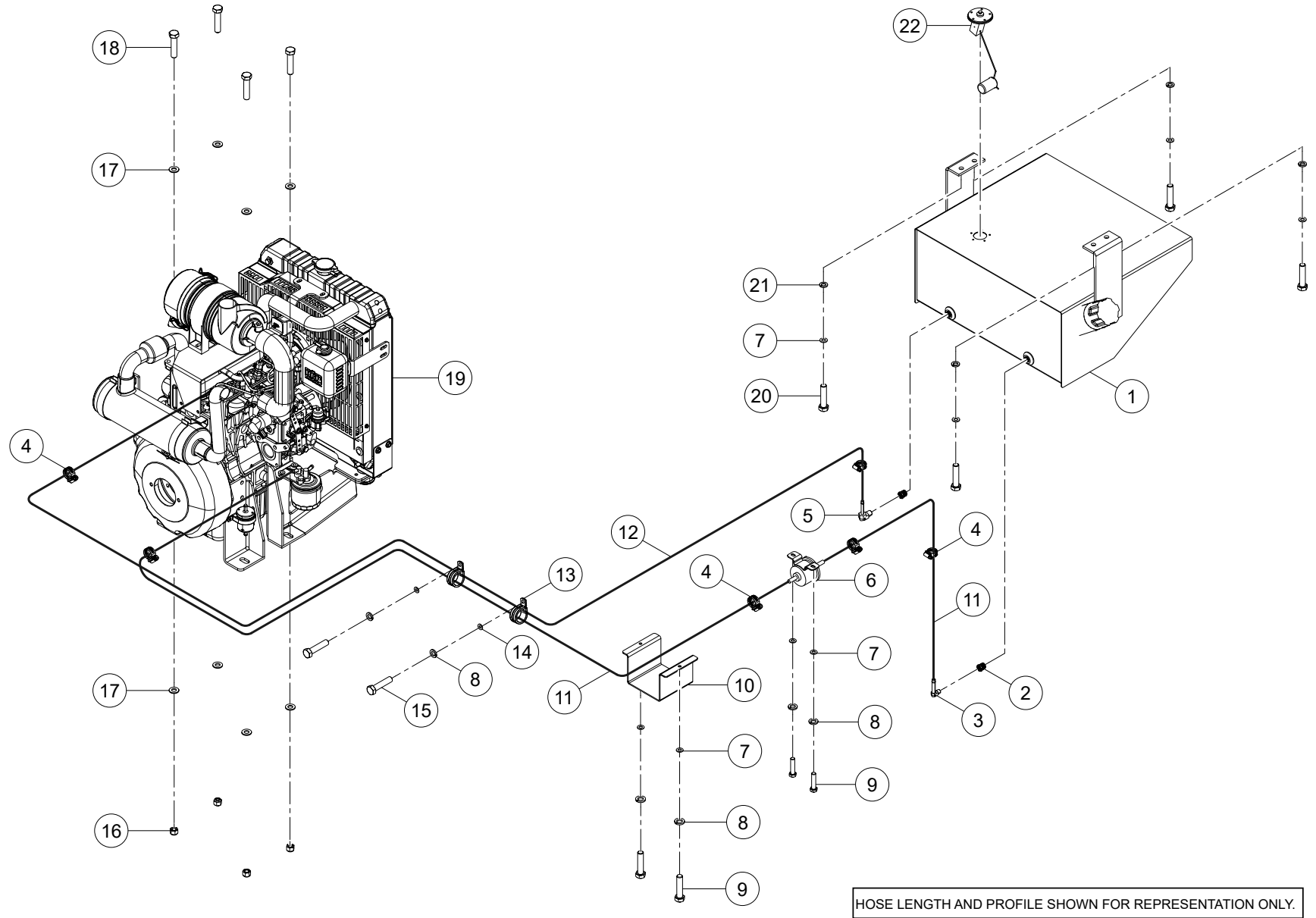
ITEM	PART NUMBER	DESCRIPTION	QUANTITY	NOTES
	LK-MEC-720	HOSE REEL CWITH BRACKET ASSEMBLY		
1	1042640	BUMP STOP, TWIN 3/8" HOSE	1	
2	LK-MEC-288	30' TWIN 3/8" HYD HOSE REEL W/HOSE	1	
3	1013691	ELBOW, 90, MJIC-8/ MNPT-6	2	
4	C1055552	HOSE, -8, 3000, FJIC-8SW / FJIC-8SW, 60	2	
5	1009793	ADAPTOR, MJIC-8, MNPT-8	2	
6	C1053805	QUICK DISCONNECT -8 MALE NPT	1	
7	LK-3601	HOSE REEL BRACKET	1	
8	WSH1-X4380008Z0	WASHER, 7/16, GR8, ZN	8	
9	NUT3-C4380008Z0	NYLON LOCK NUT, 7/16-14, GR8, ZN	4	
10	1042613	5/8" BENT PIN, W/CLIP	1	
11	C1053803	QUICK DISCONNECT -8 FEMALE NPT	1	
12	HHCS-C438A508Z0	HEX HEAD CAP SCREW, 7/16-14 X 1 1/2 LEN, GR8, ZN	4	

WHEN ORDERING PARTS, SPECIFY MODEL NUMBER, SERIAL NUMBER AND DESCRIPTION OF PARTS REQUIRED

PAGE INTENTIONALLY LEFT BLANK

ENGINE INSTALLATION

ENGINE INSTALLATION



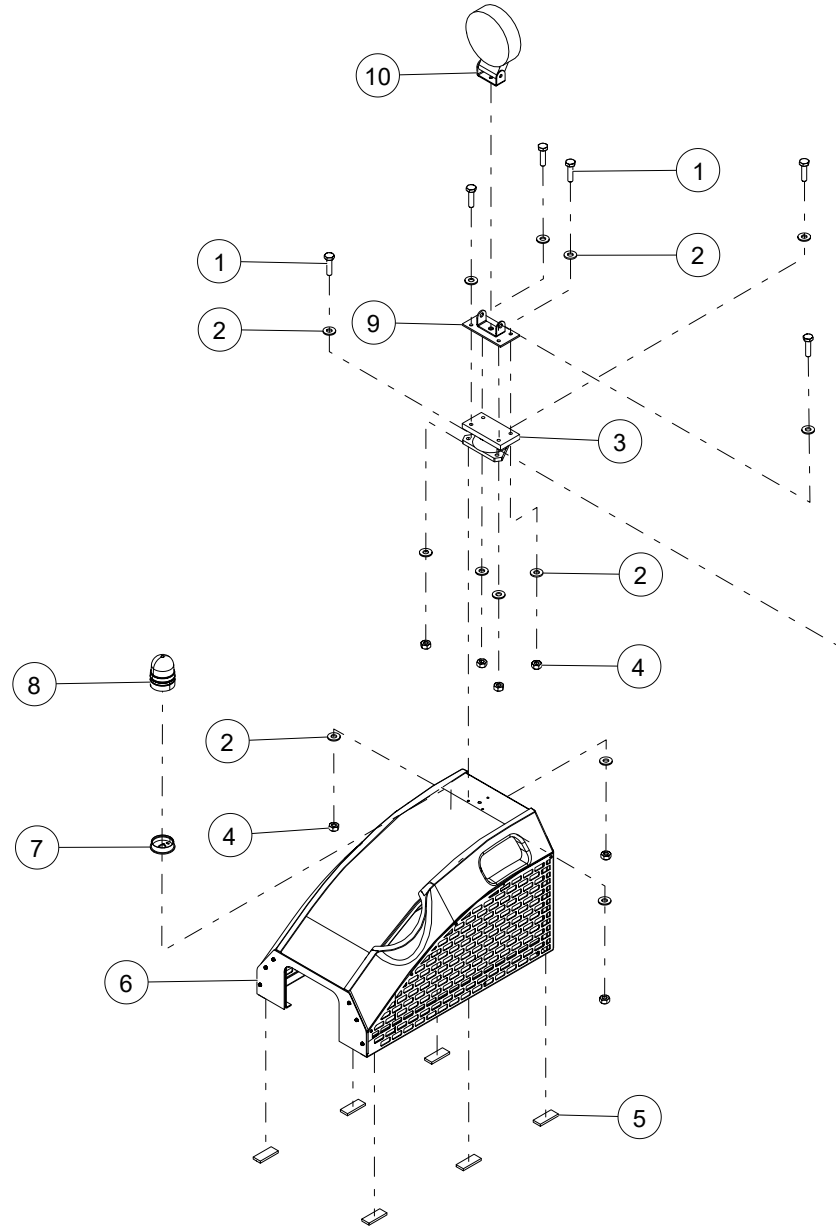
WHEN ORDERING PARTS, SPECIFY MODEL NUMBER, SERIAL NUMBER AND DESCRIPTION OF PARTS REQUIRED

ENGINE INSTALLATION

ITEM	PART NUMBER	DESCRIPTION	QUANTITY	NOTES
	C1055122	ENGINE INSTALLATION		
1	LK-3485	10 GALLON FUEL TANK	1	
2	1012025	LOW-PRESSURE GALVANIZED STEEL FITTING WITH SEALANT	2	
3	1014959	ELBOW, 90, MNPT-4/ HBRB-5/16	1	
4	1007748-1	CLAMP, WORM HOSE 1/2 X 1-1/2" OD S.S. MC #5415K15 OR EQUIVALENT	6	
5	1014958	ELBOW, 90, MNPT-4/ HBRB-3/16	1	
6	LK-ENG-333	FUEL PUMP	1	
7	WSH2-X3750008Z0	SAE WASHER, 3/8, GR8, ZN	8	
8	WSH4-X2500008Z0	SPIRAL LOCK WASHER, 1/4, GR8, ZN	6	
9	HHCS-C2505008Z0	HEX HEAD CAP SCREW, 1/4-20 X 1/2 LEN, GR8, ZN	4	
10	LK-3540	FUEL PUMP GUARD	1	
11	C1055125	FUEL HOSE, 5/16"	2	Total Hose Length 84 in
12	C1046745	3/16" ID FUEL HOSE RETURN	1	Total Hose Length 108 in
13	C1055128	1" VIBRATION-DAMPING LOOP CLAMP	2	
14	WSH2-X2500008Z0	SAE WASHER, 1/4, GR8, ZN	2	
15	HHCS-C250A508Z0	HEX HEAD CAP SCREW, 1/4-20 X 1 1/2 LEN, GR8, ZN	2	
16	NUT3-C5000008Z0	NYLON LOCK NUT, 1/2-13, GR8, ZN	4	
17	WSH2-X5000008Z0	SAE WASHER, 1/2, GR8, ZN	8	
18	HHCS-C500B008Z0	HEX HEAD CAP SCREW, 1/2-13 X 2 LEN, GR8, ZN	4	
19	1042292	KABOTA 24HP ENGINE	1	
20	HHCS-F3757508Z0	HEX HEAD CAP SCREW, 3/8-24 X 3/4 LEN, GR8, ZN	4	
21	WSH4-X3750008Z0	SPIRAL LOCK WASHER, 3/8, GR8, ZN	4	
22	LK-ELE-170	FUEL SENDER UNIT	1	

WHEN ORDERING PARTS, SPECIFY MODEL NUMBER, SERIAL NUMBER AND DESCRIPTION OF PARTS REQUIRED

ENGINE COVER ASSEMBLY



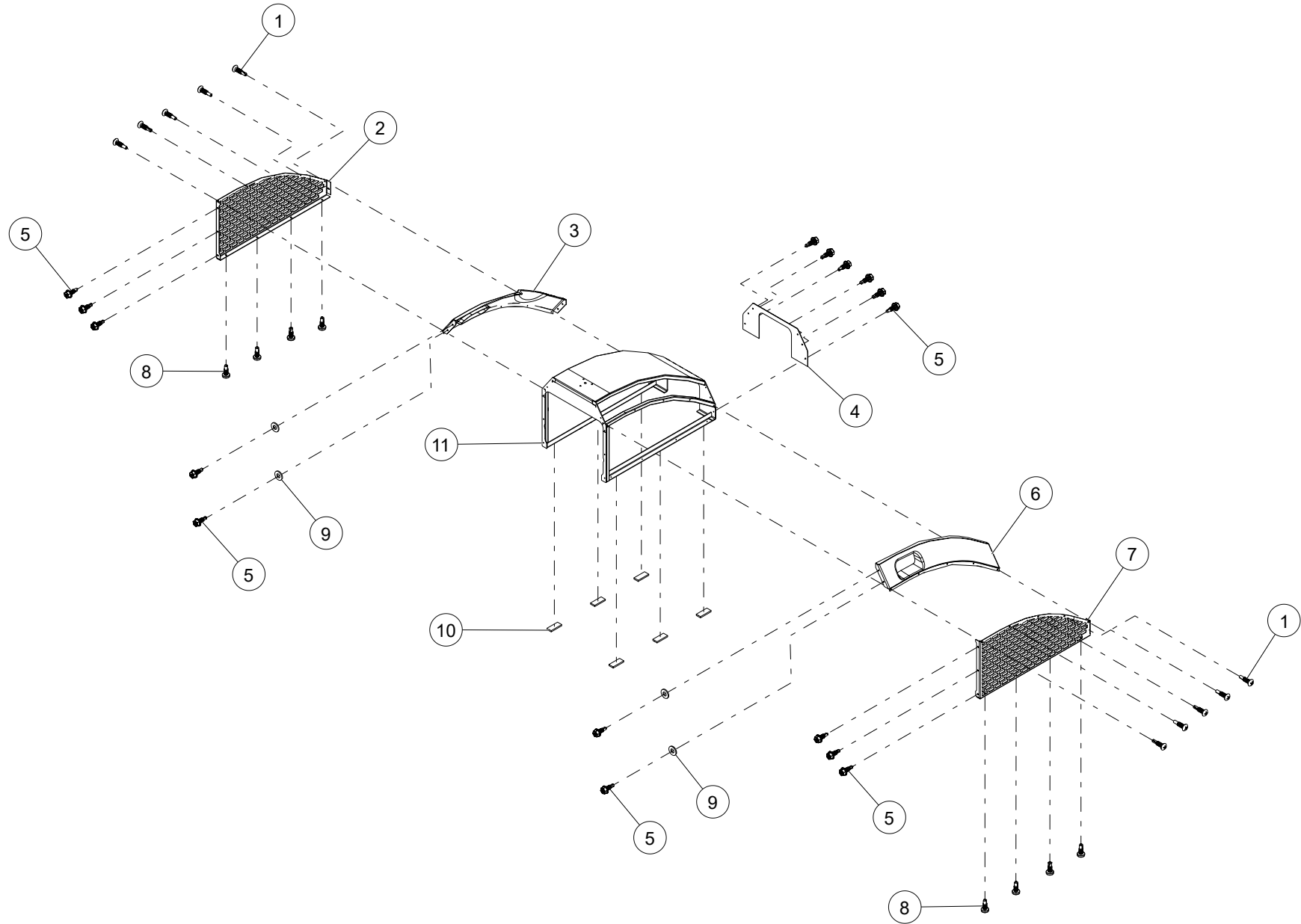
WHEN ORDERING PARTS, SPECIFY MODEL NUMBER, SERIAL NUMBER AND DESCRIPTION OF PARTS REQUIRED

ENGINE COVER ASSEMBLY

ITEM	PART NUMBER	DESCRIPTION	QUANTITY	NOTES
	LK-3735	ENGINE COVER ASSEMBLY		
1	HHCS-C250A008Z0	HEX HEAD CAP SCREW, 1/4-20 X 1 LEN, GR8, ZN	7	
2	WSH1-X2500008Z0	WASHER, 1/4, GR8, ZN	14	
3	LK-MEC-404	WORK LIGHT SWIVEL MOUNT	1	
4	NUT1-C2500008Z0	HEX NUT, 1/4-20, GR8, ZN	7	
5	1042604	FOAM PAD W/ PSA ONE SIDE	6	
6	C1059365	ENGINE COVER ASSEMBLY	1	SEE PAGE 178
7	C1055728	ELECTRICAL, ANGLE BEACON LIGHT BASE	1	
8	C1055727	ELETRICAL, ALARM BEACON LIGHT	1	
9	1042653	WORK LIGHT MNT ASM	1	
10	LK-ELE-010	LED WORKLIGHT, W/BRKT	1	

WHEN ORDERING PARTS, SPECIFY MODEL NUMBER, SERIAL NUMBER AND DESCRIPTION OF PARTS REQUIRED

ENGINE COVER ASSEMBLY



WHEN ORDERING PARTS, SPECIFY MODEL NUMBER, SERIAL NUMBER AND DESCRIPTION OF PARTS REQUIRED

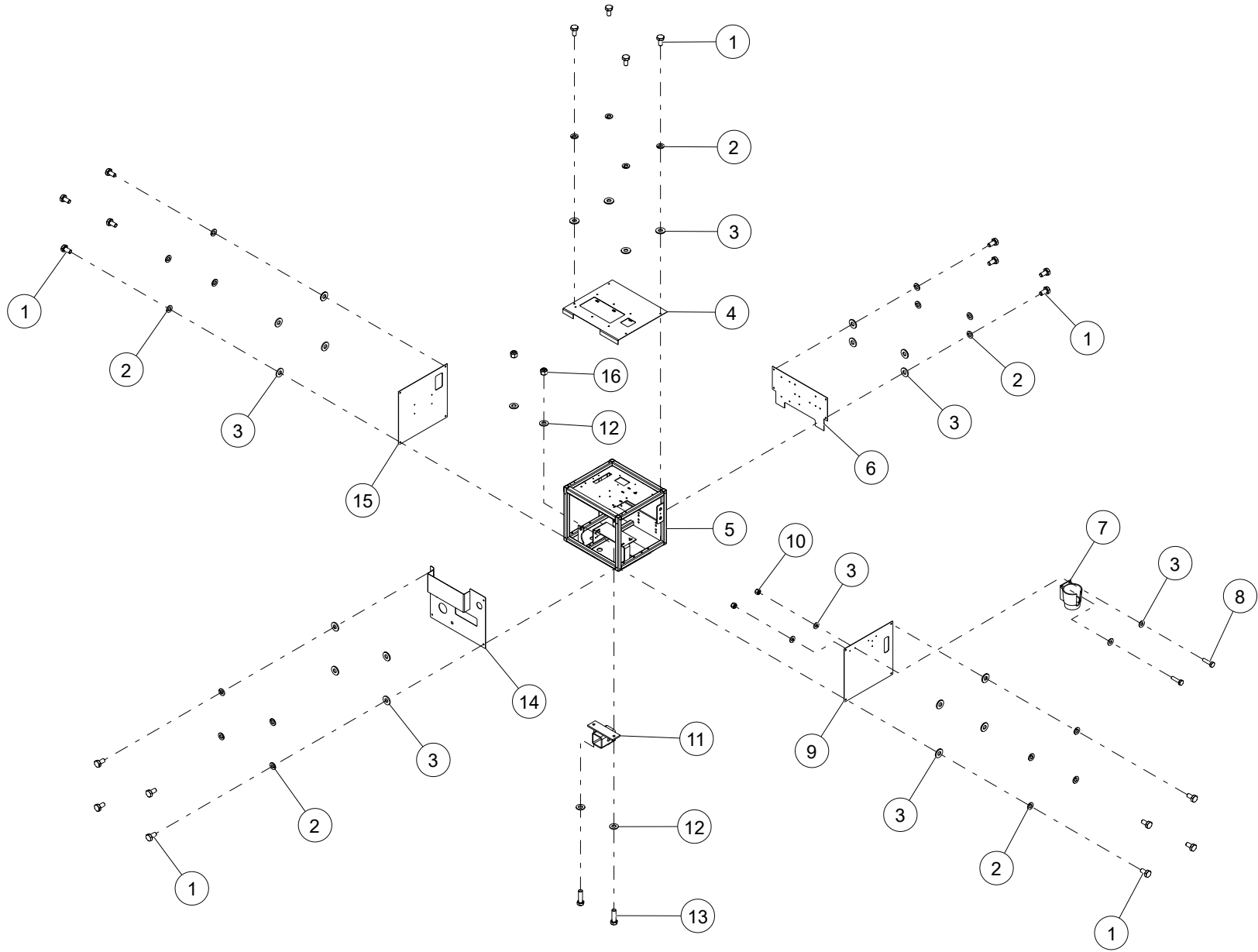
ENGINE COVER ASSEMBLY

ITEM	PART NUMBER	DESCRIPTION	QUANTITY	NOTES
	C1059365	ENGINE COVER ASSEMBLY		
1	C1060033	OVAL HEAD DRILLING SCREWS FOR METAL	10	
2	C1059380	ENGINE SIDE GRILL RIGHT	1	
3	C1059377	COMPOSITE COVER RH	1	
4	C1059378	ENGINE COVER REAR	1	
5	C1060038	EXTERNAL HEX HEAD DRILLING SCREWS FOR METAL 1/4"	16	
6	C1059376	COMPOSITE COVER LH	1	
7	C1059379	ENGINE SIDE GRILL LEFT	1	
8	C1060041	PHILLIPS ROUNDED HEAD DRILLING SCREWS FOR METAL 1/4"	8	
9	WSH2-X2500008Z0	SAE WASHER, 1/4, GR8, ZN	4	
10	1042604	FOAM PAD W/ PSA ONE SIDE	6	
11	C1059366	ENGINE COVER WELDMENT	1	

WHEN ORDERING PARTS, SPECIFY MODEL NUMBER, SERIAL NUMBER AND DESCRIPTION OF PARTS REQUIRED

PAGE INTENTIONALLY LEFT BLANK

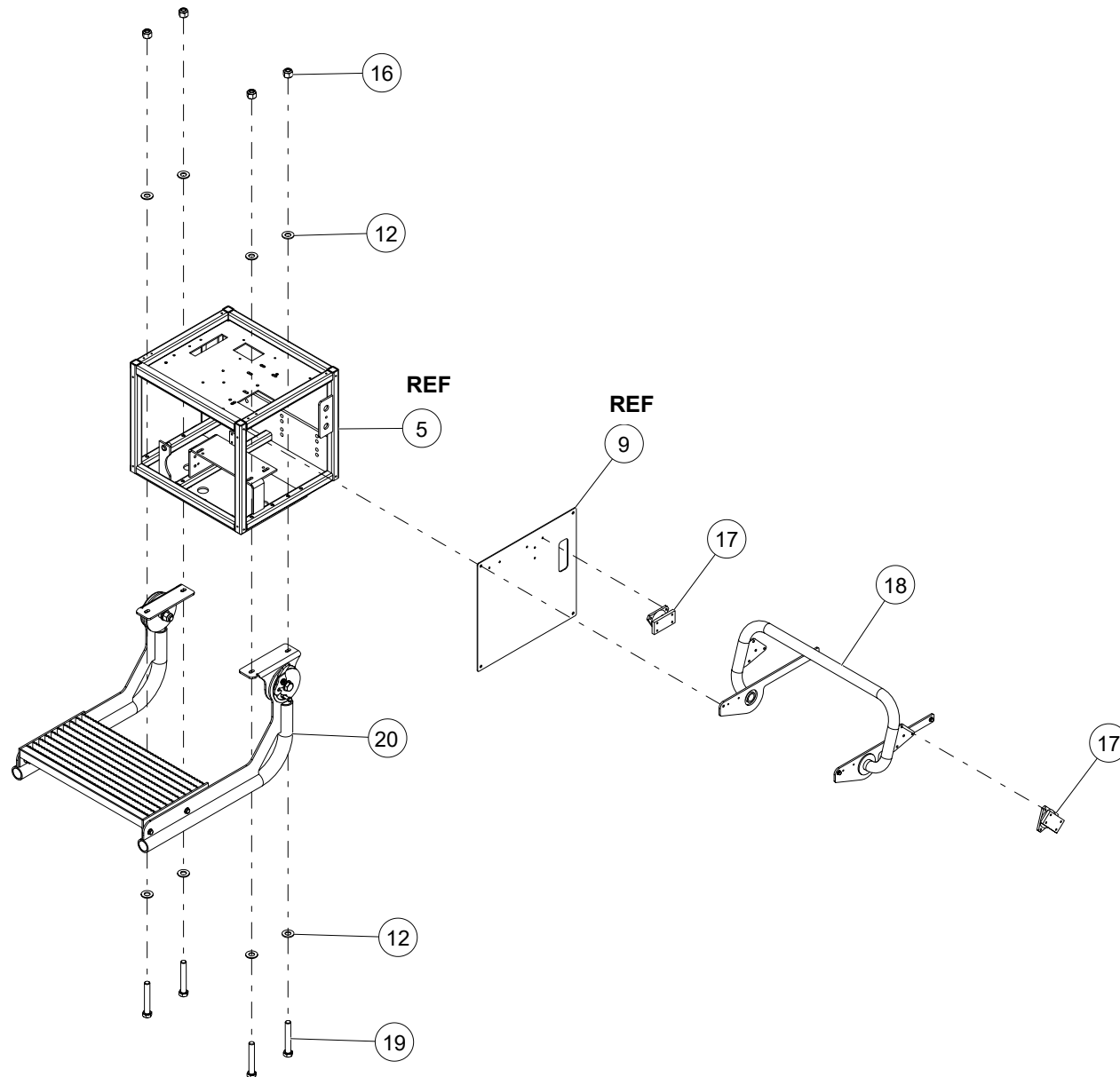
VALVE FRAME ASSEMBLY



WHEN ORDERING PARTS, SPECIFY MODEL NUMBER, SERIAL NUMBER AND DESCRIPTION OF PARTS REQUIRED

ITEM	PART NUMBER	DESCRIPTION	QUANTITY	NOTES
	LK-4253	VALVE FRAME ASSEMBLY		
1	HHCS-C2505008Z0	HEX HEAD CAP SCREW, 1/4-20 X 1/2 LEN, GR8, ZN	20	Total 26 in VALVE FRAME ASSEMBLY
2	WSH4-X2500008Z0	SPIRAL LOCK WASHER, 1/4, GR8, ZN	20	Total 26 in VALVE FRAME ASSEMBLY
3	WSH1-X2500008Z0	WASHER, 1/4, GR8, ZN	24	Total 30 in VALVE FRAME ASSEMBLY
4	LK-3118F	VALVE FRAME COVER, TOP ASSY	1	
5	LK-3109D	VALVE FRAME WELDMENT	1	
6	LK-3120B	BACK COVER, VALVE FRAME	1	
7	LK-MEC-331	CUP HOLDER	1	
8	HHCS-C250A008Z0	HEX HEAD CAP SCREW, 1/4-20 X 1 LEN, GR8, ZN	2	
9	LK-3121	RIGHT COVER, VALVE FRAME	1	
10	NUT3-C2500008Z0	NYLON LOCK NUT, 1/4-20, GR8, ZN	2	
11	LK-3098	BOLT ON HOSE REEL BRACKET	1	
12	WSH1-X3750008Z0	WASHER, 3/8, GR8, ZN	4	Total 12 in VALVE FRAME ASSEMBLY
13	HHCS-C375A258Z0	HEX HEAD CAP SCREW, 3/8-16 X 1 1/4 LEN, GR8, ZN	2	
14	LK-3161B	VALVE FRAME FRONT COVER	1	
15	LK-3122	LEFT COVER, VALVE FRAME	1	
16	NUT3-C3750008Z0	NYLON LOCK NUT, 3/8-16, GR8, ZN	2	Total 6 in VALVE FRAME ASSEMBLY

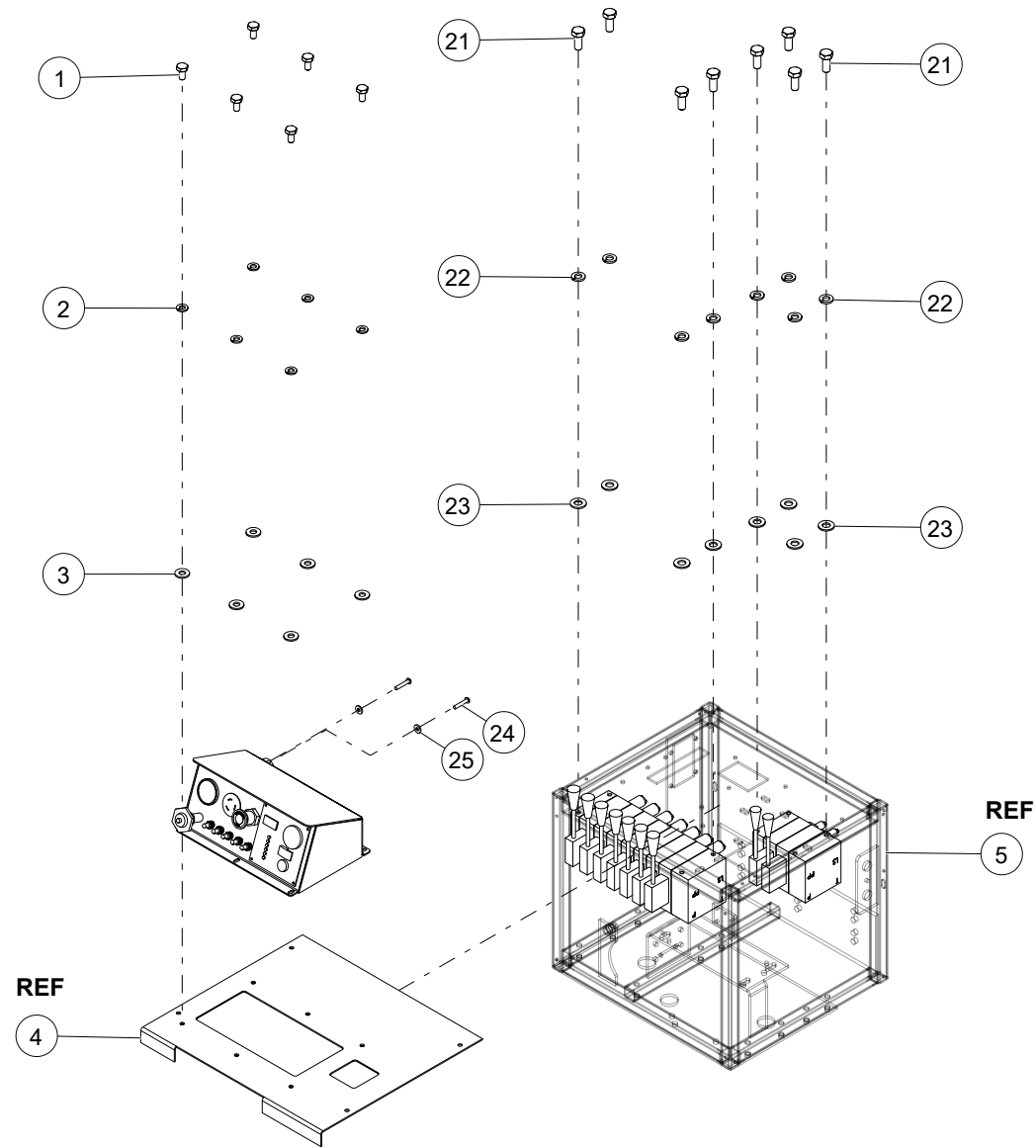
WHEN ORDERING PARTS, SPECIFY MODEL NUMBER, SERIAL NUMBER AND DESCRIPTION OF PARTS REQUIRED



WHEN ORDERING PARTS, SPECIFY MODEL NUMBER, SERIAL NUMBER AND DESCRIPTION OF PARTS REQUIRED

ITEM	PART NUMBER	DESCRIPTION	QUANTITY	NOTES
	LK-4253	VALVE FRAME ASSEMBLY		
17	LK-MEC-404	WORK LIGHT SWIVEL MOUNT	2	
18	C1057712	HANDLE WELDMENT	1	
19	HHCS-C375B508Z0	HEX HEAD CAP SCREW, 3/8-16 X 2 1/2 LEN, GR8, ZN	4	
20	C1057834	TUBULAR STEP ASSEMBLY	1	SEE PAGE 188

WHEN ORDERING PARTS, SPECIFY MODEL NUMBER, SERIAL NUMBER AND DESCRIPTION OF PARTS REQUIRED



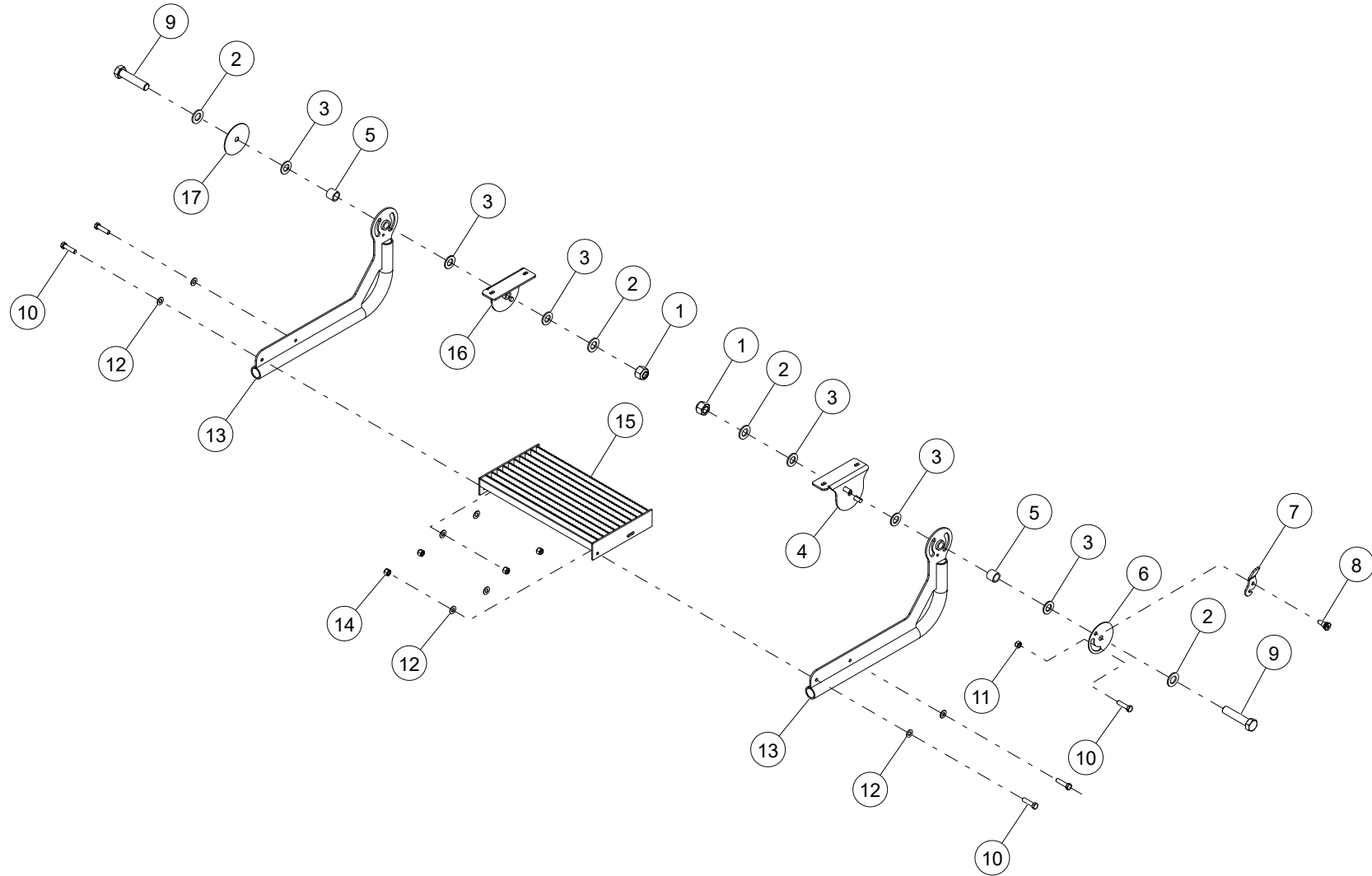
WHEN ORDERING PARTS, SPECIFY MODEL NUMBER, SERIAL NUMBER AND DESCRIPTION OF PARTS REQUIRED

ITEM	PART NUMBER	DESCRIPTION	QUANTITY	NOTES
	LK-4253	VALVE FRAME ASSEMBLY		
21	HHCS-C3137508Z0	HEX HEAD CAP SCREW, 5/16-18 X 3/4 LEN, GR8, ZN	8	
22	WSH4-X3130008Z0	SPIRAL LOCK WASHER, 5/16, GR8, ZN	8	
23	WSH1-X3130008Z0	WASHER, 5/16, GR8, ZN	8	
24	MS09-C138750ZR0	MACHINE SCREW, 6-32 X 3/4 LEN, NF	2	
25	WSH1-X1380008Z0	WASHER, #6, GR8, ZN	2	
26*	C1054194	LOW-STRENGTH STEEL NYLON-INSERT LOCKNUT	6	
27*	HHCS-C2507508Z0	HEX HEAD CAP SCREW, 1/4-20 X 3/4 LEN, GR8, ZN	1	

* ITEM NOT SHOWN IN THE ILLUSTRATION

WHEN ORDERING PARTS, SPECIFY MODEL NUMBER, SERIAL NUMBER AND DESCRIPTION OF PARTS REQUIRED

TUBULAR STEP ASSEMBLY



WHEN ORDERING PARTS, SPECIFY MODEL NUMBER, SERIAL NUMBER AND DESCRIPTION OF PARTS REQUIRED

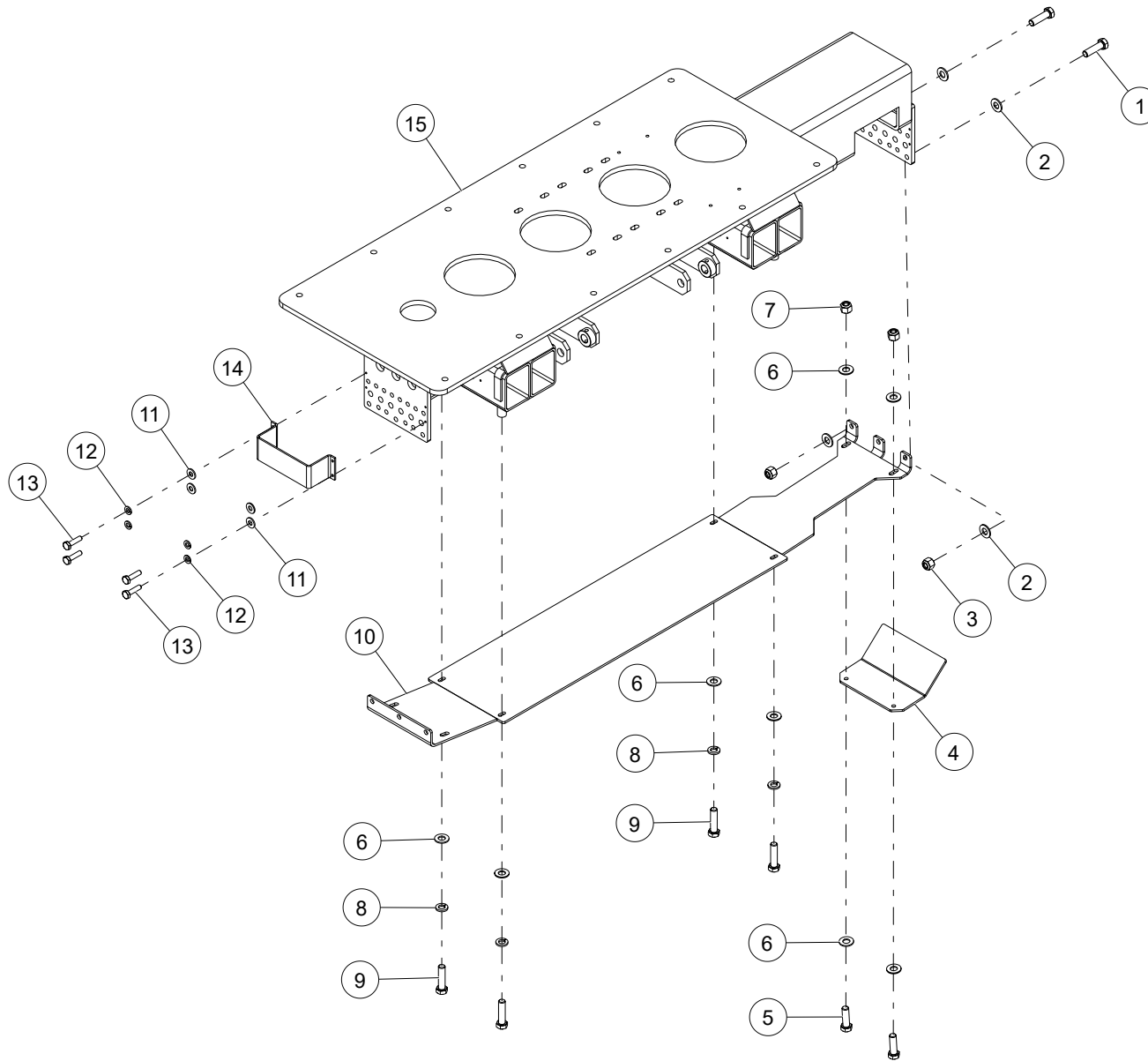
TUBULAR STEP ASSEMBLY

ITEM	PART NUMBER	DESCRIPTION	QUANTITY	NOTES
	C1057834	TUBULAR STEP ASSEMBLY		
1	NUT3-C7500008Z0	NYLON LOCK NUT, 3/4-10, GR8, ZN	2	
2	WSH1-X7500008Z0	WASHER, 3/4, GR8, ZN	4	
3	C1054193	WATER-RESISTANT DRY-RUNNING THRUST BEARING	6	
4	C1057842	STEP MOUNT RH	1	
5	C1054191	MULTIPURPOSE 660 LEADED BRONZE SLEEVE BEARING	2	
6	C1057855	RH END CAP COVER	1	
7	C1057858	LOCKARM	1	
8	C1054192	18-8 STAINLESS STEEL SHOULDER SCREW	1	
9	HHCS-C750C508Z0	HEX HEAD CAP SCREW, 3/4-10 X 3 1/2 LEN, GR8, ZN	2	
10	HHCS-C375A508Z0	HEX HEAD CAP SCREW, 3/8-16 X 1 1/2 LEN, GR8, ZN	5	
11	NUT1-C3750008Z0	HEX NUT, 3/8-16, GR8, ZN	1	
12	WSH1-X3750008Z0	WASHER, 3/8, GR8, ZN	8	
13	C1057844	WELDMENT, STEP ARM	2	
14	NUT3-C3750008Z0	NYLON LOCK NUT, 3/8-16, GR8, ZN	4	
15	LK-200-8101	OPERATOR PLATFORM STEP	1	
16	C1057835	STEP MOUNT LH	1	
17	C1057856	LH END COVER	1	

WHEN ORDERING PARTS, SPECIFY MODEL NUMBER, SERIAL NUMBER AND DESCRIPTION OF PARTS REQUIRED

PAGE INTENTIONALLY LEFT BLANK

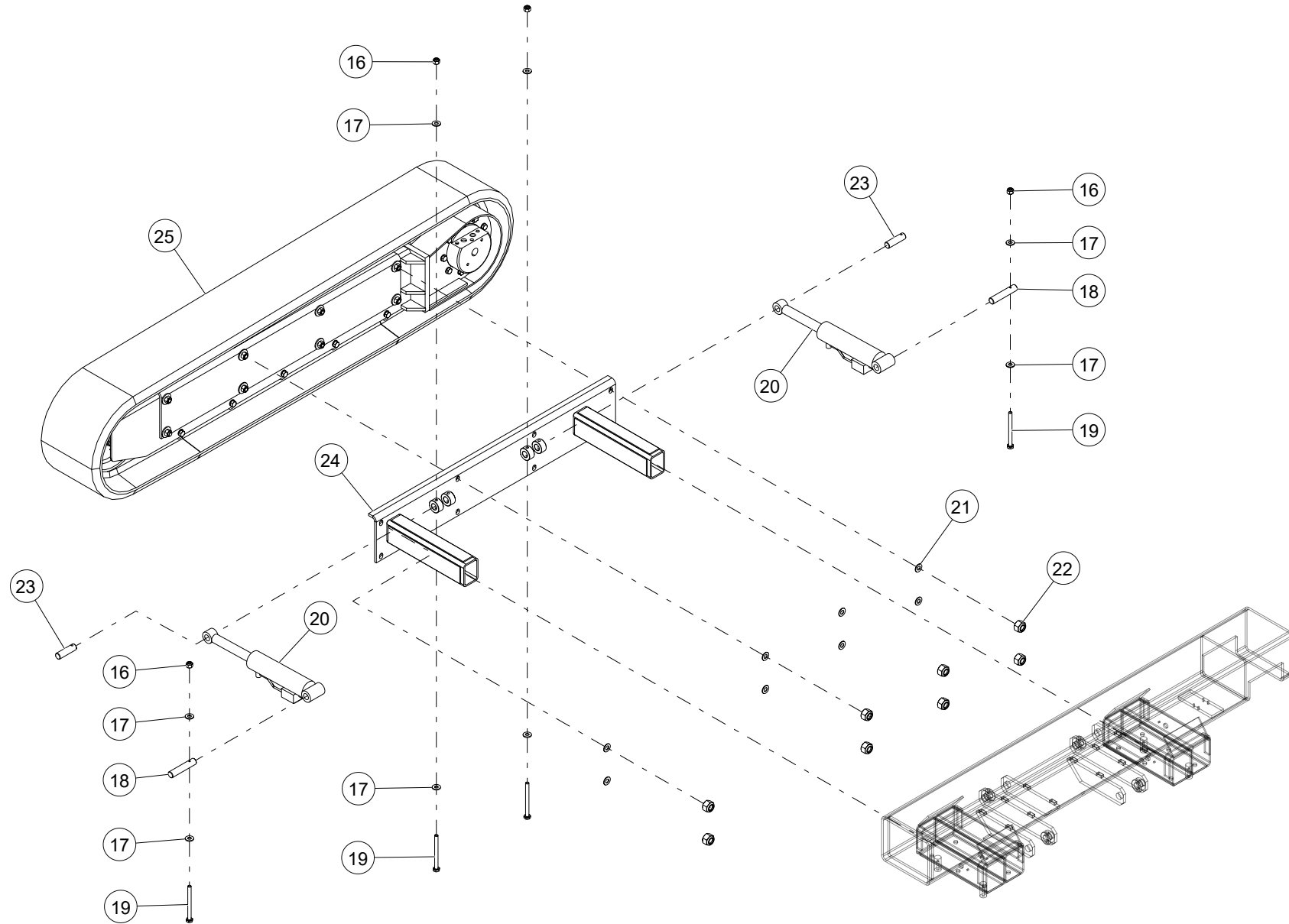
TRACKS



WHEN ORDERING PARTS, SPECIFY MODEL NUMBER, SERIAL NUMBER AND DESCRIPTION OF PARTS REQUIRED

ITEM	PART NUMBER	DESCRIPTION	QUANTITY	NOTES
	LK-7790	TRACK ASSEMBLY		
1	HHCS-C500A758Z0	HEX HEAD CAP SCREW, 1/2-13 X 1 3/4 LEN, GR8, ZN	2	
2	WSH1-X5000008Z0	WASHER, 1/2, GR8, ZN	4	
3	NUT3-C5000008Z0	NYLON LOCK NUT, 1/2-13, GR8, ZN	2	
4	1042802	PLATE	1	
5	HHCS-C375A258Z1	HEX HEAD CAP SCREW, 3/8-16 X 1 1/4 LEN, GR8, ZN, FULL THREAD	2	
6	WSH1-X3750008Z0	WASHER, 3/8, GR8, ZN	8	
7	NUT3-C3750008Z0	NYLON LOCK NUT, 3/8-16, GR8, ZN	2	
8	WSH4-X3750008Z0	SPIRAL LOCK WASHER, 3/8, GR8, ZN	4	
9	HHCS-C375A508Z0	HEX HEAD CAP SCREW, 3/8-16 X 1 1/2 LEN, GR8, ZN	4	
10	LK-7751	PLATE	1	
11	WSH1-X2500008Z0	WASHER, 1/4, GR8, ZN	4	
12	WSH4-X2500008Z0	SPIRAL LOCK WASHER, 1/4, GR8, ZN	4	
13	HHCS-C250A008Z1	HEX HEAD CAP SCREW, 1/4-20 X 1 LEN, GR8, ZN, FULL THREAD	4	
14	1042803	PLATE	1	
15	LK-7750	CENTER TRACK WELDMENT	1	

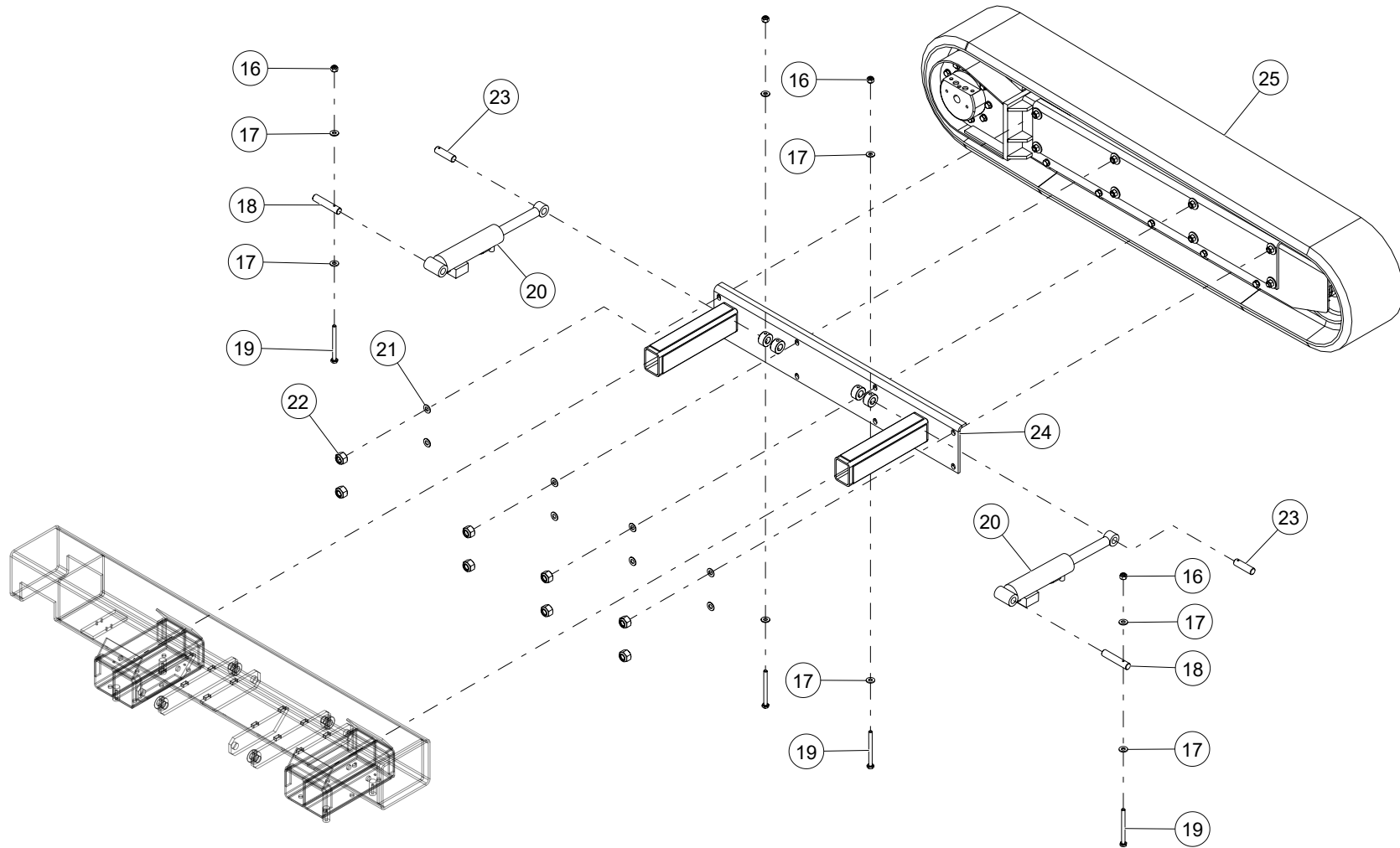
WHEN ORDERING PARTS, SPECIFY MODEL NUMBER, SERIAL NUMBER AND DESCRIPTION OF PARTS REQUIRED



WHEN ORDERING PARTS, SPECIFY MODEL NUMBER, SERIAL NUMBER AND DESCRIPTION OF PARTS REQUIRED

ITEM	PART NUMBER	DESCRIPTION	QUANTITY	NOTES
	LK-7790	TRACK ASSEMBLY		
16	NUT3-C2500008Z0	NYLON LOCK NUT, 1/4-20, GR8, ZN	4	
17	WSH2-X2500008Z0	SAE WASHER, 1/4, GR8, ZN	8	
18	1042800	RND BAR	2	
19	HHCS-C250C008Z0	HEX HEAD CAP SCREW, 1/4-20 X 3 LEN, GR8, ZN	4	
20	LK-7772	CYLINDER ASM	2	
21	WSH2-X6250008Z0	SAE WASHER, 5/8, GR8, ZN	8	
22	NUT2-C6250008Z0	HEX JAM NUT, 5/8-11, GR8, ZN	8	
23	LK-775	RND BAR	2	
24	LK-7725	TRACK EXT/RET ASM	1	
25	1042781	TRACK DRIVE KIT	1	SEE PAGE 198

WHEN ORDERING PARTS, SPECIFY MODEL NUMBER, SERIAL NUMBER AND DESCRIPTION OF PARTS REQUIRED

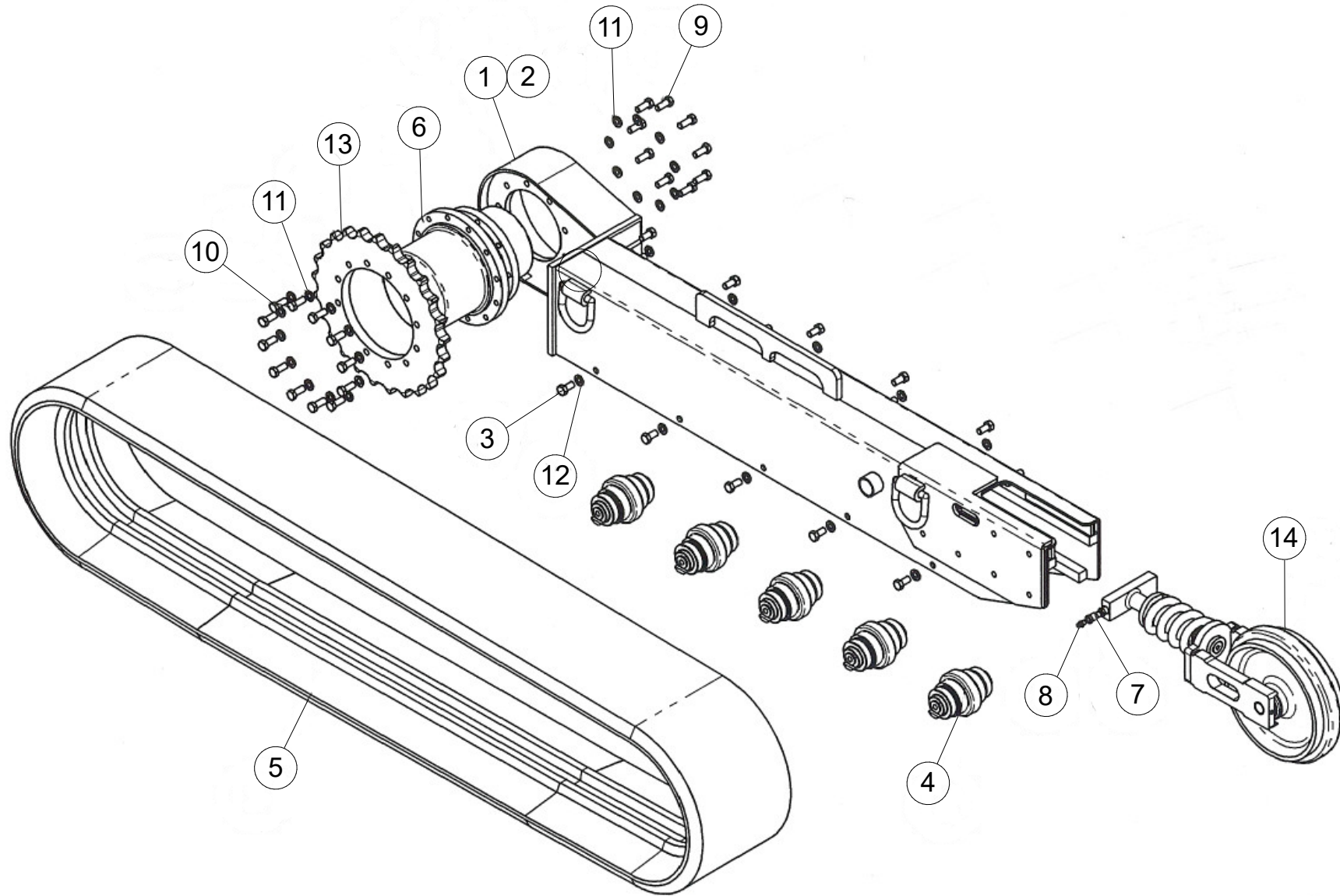


WHEN ORDERING PARTS, SPECIFY MODEL NUMBER, SERIAL NUMBER AND DESCRIPTION OF PARTS REQUIRED

ITEM	PART NUMBER	DESCRIPTION	QUANTITY	NOTES
	LK-7790	TRACK ASSEMBLY		
16	NUT3-C2500008Z0	NYLON LOCK NUT, 1/4-20, GR8, ZN	4	
17	WSH2-X2500008Z0	SAE WASHER, 1/4, GR8, ZN	8	
18	1042800	RND BAR	2	
19	HHCS-C250C008Z0	HEX HEAD CAP SCREW, 1/4-20 X 3 LEN, GR8, ZN	4	
20	LK-7772	CYLINDER ASM	2	
21	WSH2-X6250008Z0	SAE WASHER, 5/8, GR8, ZN	8	
22	NUT2-C6250008Z0	HEX JAM NUT, 5/8-11, GR8, ZN	8	
23	LK-775	RND BAR	2	
24	LK-7725	TRACK EXT/RET ASM	1	
25	1042781	TRACK DRIVE KIT	1	SEE PAGE 198

WHEN ORDERING PARTS, SPECIFY MODEL NUMBER, SERIAL NUMBER AND DESCRIPTION OF PARTS REQUIRED

TRACK DRIVE KIT

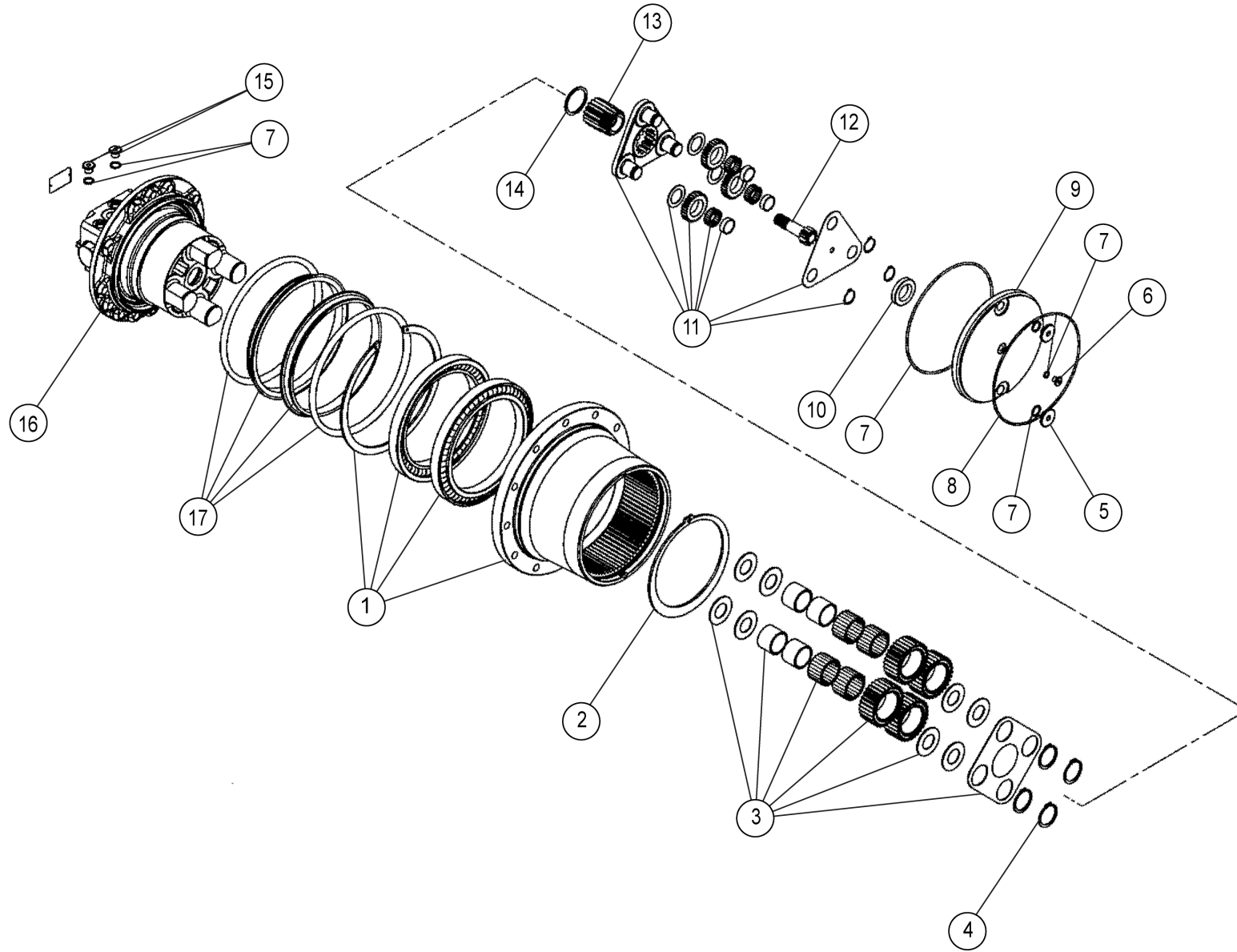


WHEN ORDERING PARTS, SPECIFY MODEL NUMBER, SERIAL NUMBER AND DESCRIPTION OF PARTS REQUIRED

TRACK DRIVE KIT

ITEM	PART NUMBER	DESCRIPTION	QUANTITY	NOTES
	1042781	TRACK DRIVE KIT		
1	C1078736	RH WELDMENT	1	
2	C1078737	LH WELDMENT	1	
3	C1078738	M14X2.0X30HHCS	10	
4	C1078739	SMALL IDLER ASSEMBLY	5	
5	C1078740	300X92X52.5 RUBBER TRACK	1	
6	C1078741	PHV-4B TRACK DRIVE MOTOR	1	SEE PAGE 200
7	C1078742	CHECK /A BALL	1	
8	C1078743	1/8" NPT W/ CAP	1	
9	C1078744	M14X2.00X40 HHCS	9	
10	C1078745	M14X2.00X50 HHCS	12	
11	C1078746	M14 FLAT WASHER	21	
12	C1078747	M14 LOCK WASHER	10	
13	C1078748	SPROCKET	1	
14	C1078750	LARGE IDLER WHEEL ASSEMBLY	1	SEE PAGE 210

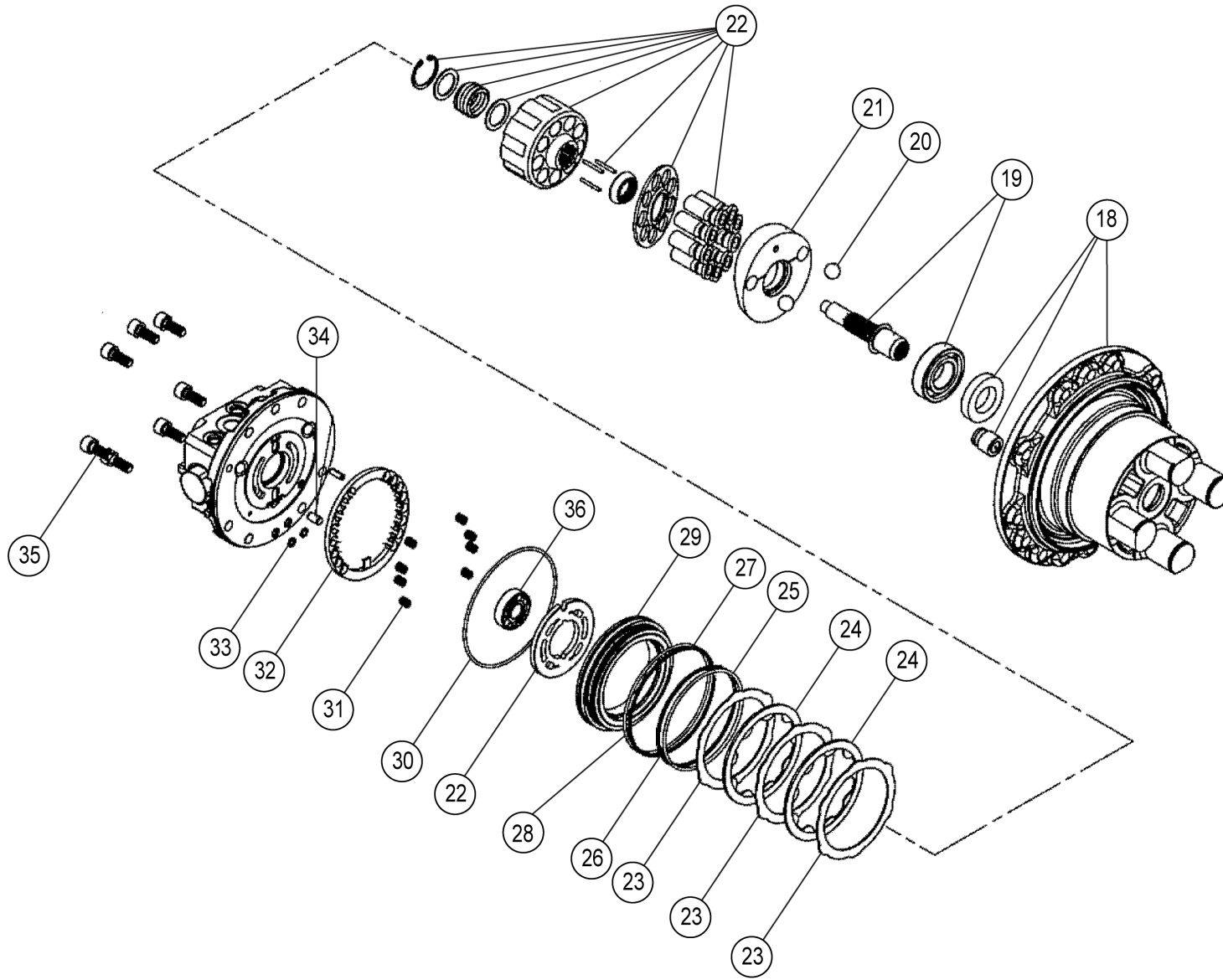
WHEN ORDERING PARTS, SPECIFY MODEL NUMBER, SERIAL NUMBER AND DESCRIPTION OF PARTS REQUIRED



WHEN ORDERING PARTS, SPECIFY MODEL NUMBER, SERIAL NUMBER AND DESCRIPTION OF PARTS REQUIRED

ITEM	PART NUMBER	DESCRIPTION	QUANTITY	NOTES
	C1078741	PHV-4B TRACK DRIVE MOTOR		
1	C1078768	BODY SUB ASSEMBLY KIT	1	SEE PAGE 205
2	C1078770	SNAP RING	1	
3	C1078772	B1 GEAR KIT	1	SEE PAGE 205
4	C1078773	SNAP RING	4	
5	C1078774	PLUG	2	
6	C1078775	PLUG	1	
7	C1078776	REDUCTION GEAR SEAL KIT	1	
8	C1078777	O SNAP RING	1	
9	C1078778	COVER	1	
10	C1078781	SLIDE RING	1	
11	C1078783	CARRIER 2 SUB ASSY KIT	1	SEE PAGE 205
12	C1078784	S2 GEAR	1	
13	C1078786	S1 GEAR	1	
14	C1078788	THRUST WASHER	1	
15	C1078787	PLUG	2	
16	C1078789	HYDRAULIC MOTOR	1	
17	C1078791	FLOATING SEAT & O RING	2	SEE PAGE 207

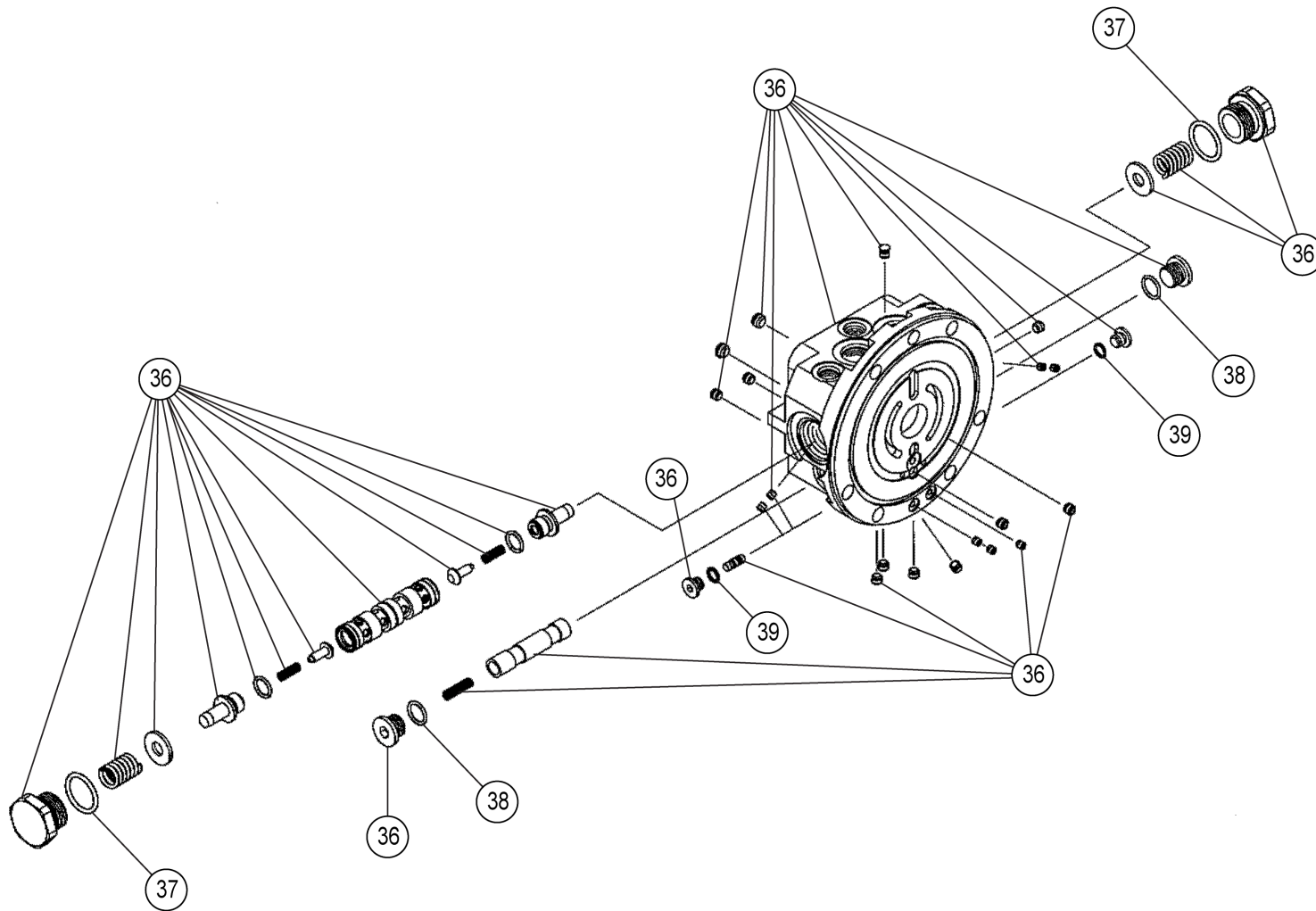
WHEN ORDERING PARTS, SPECIFY MODEL NUMBER, SERIAL NUMBER AND DESCRIPTION OF PARTS REQUIRED



WHEN ORDERING PARTS, SPECIFY MODEL NUMBER, SERIAL NUMBER AND DESCRIPTION OF PARTS REQUIRED

ITEM	PART NUMBER	DESCRIPTION	QUANTITY	NOTES
	C1078741	PHV-4B TRACK DRIVE MOTOR		
18	C1078794	BODY 2 SUB ASSY KIT	1	SEE PAGE 207
19	C1078795	SHAFT SUB ASSY KIT	1	SEE PAGE 207
20	C1078801	BALL	2	
21	C1078802	SWASH PLATE	1	
22	C1078800	CYLINDER BARREL SUB ASSY KIT	1	SEE PAGE 207
23	C1078804	STEEL PLATE	3	
24	C1078806	DISC PLATE	2	
25	C1078823	O RING	1	
26	C1078824	BACK UP RING	1	
27	C1078825	O RING	1	
28	C1078826	BACK UP RING	1	
29	C1078827	BRAKE PISTON	1	
30	C1078828	O RING	1	
31	C1078829	SPRING B	8	
32	C1078830	RETAINER	1	
33	C1078831	O RING	2	
34	C1078832	PIN	1	
35	C1078833	SCREW	7	
36	C1078834	BODY 1 SUB ASSY KIT	1	Total 1 SET in PHV-4B TRACK DRIVE MOTOR SEE PAGE 209

WHEN ORDERING PARTS, SPECIFY MODEL NUMBER, SERIAL NUMBER AND DESCRIPTION OF PARTS REQUIRED



WHEN ORDERING PARTS, SPECIFY MODEL NUMBER, SERIAL NUMBER AND DESCRIPTION OF PARTS REQUIRED

ITEM	PART NUMBER	DESCRIPTION	QUANTITY	NOTES
	C1078741	PHV-4B TRACK DRIVE MOTOR		
37	C1078835	O RING	2	
38	C1078836	O RING	2	
39	C1078837	O RING	2	
		BODY SUB ASSY KIT	1 SET	REFER C1078768
		BODY	1	
		BEARING	2	
		SNAP RING	1	
		B1 GEAR KIT	1 SET	REFER C1078772
		B1 GEAR	4	
		RING	4	
		THRUST WASHER	4	
		THRUST PLATE 1	1	
		NEEDLE	136	
		THRUST WASHER	4	
		CARRIER 2 SUB ASSY KIT	1 SET	REFER C1078783
		CARRIER 2	1	
		B2 GEAR	3	
		RING	3	
		THRUST PLATE 2	1	
		NEEDLE	69	
		SNAP RING	3	
		THRUST WASHER	3	

WHEN ORDERING PARTS, SPECIFY MODEL NUMBER, SERIAL NUMBER AND DESCRIPTION OF PARTS REQUIRED

NON-ILLUSTRATED PAGE

WHEN ORDERING PARTS, SPECIFY MODEL NUMBER, SERIAL NUMBER AND DESCRIPTION OF PARTS REQUIRED

ITEM	PART NUMBER	DESCRIPTION	QUANTITY	NOTES
		FLOATING SEAT & O RING	2 SET	REFER C1078791
		O-RING	2	
		BODY 2 SUB ASSY KIT	1 SET	REFER C1078794
		BODY 2	1	
		CONTROL PISTON	1	
		OIL SEAL	1	
		SHAFT SUB ASSY KIT	1 SET	REFER C1078795
		SHAFT	1	
		BEARING	1	
		CYLINDER BARREL SUB ASSY KIT	1 SET	REFER C1078800
		CYLINDER BARREL	1	
		VALVE PLATE	1	
		PISTON ASSY	9	
		SHOE HOLDER	1	
		BARREL HOLDER	1	
		PIN	3	
		SPRING C	1	
		RETAINER	2	
		SNAP RING	1	

WHEN ORDERING PARTS, SPECIFY MODEL NUMBER, SERIAL NUMBER AND DESCRIPTION OF PARTS REQUIRED

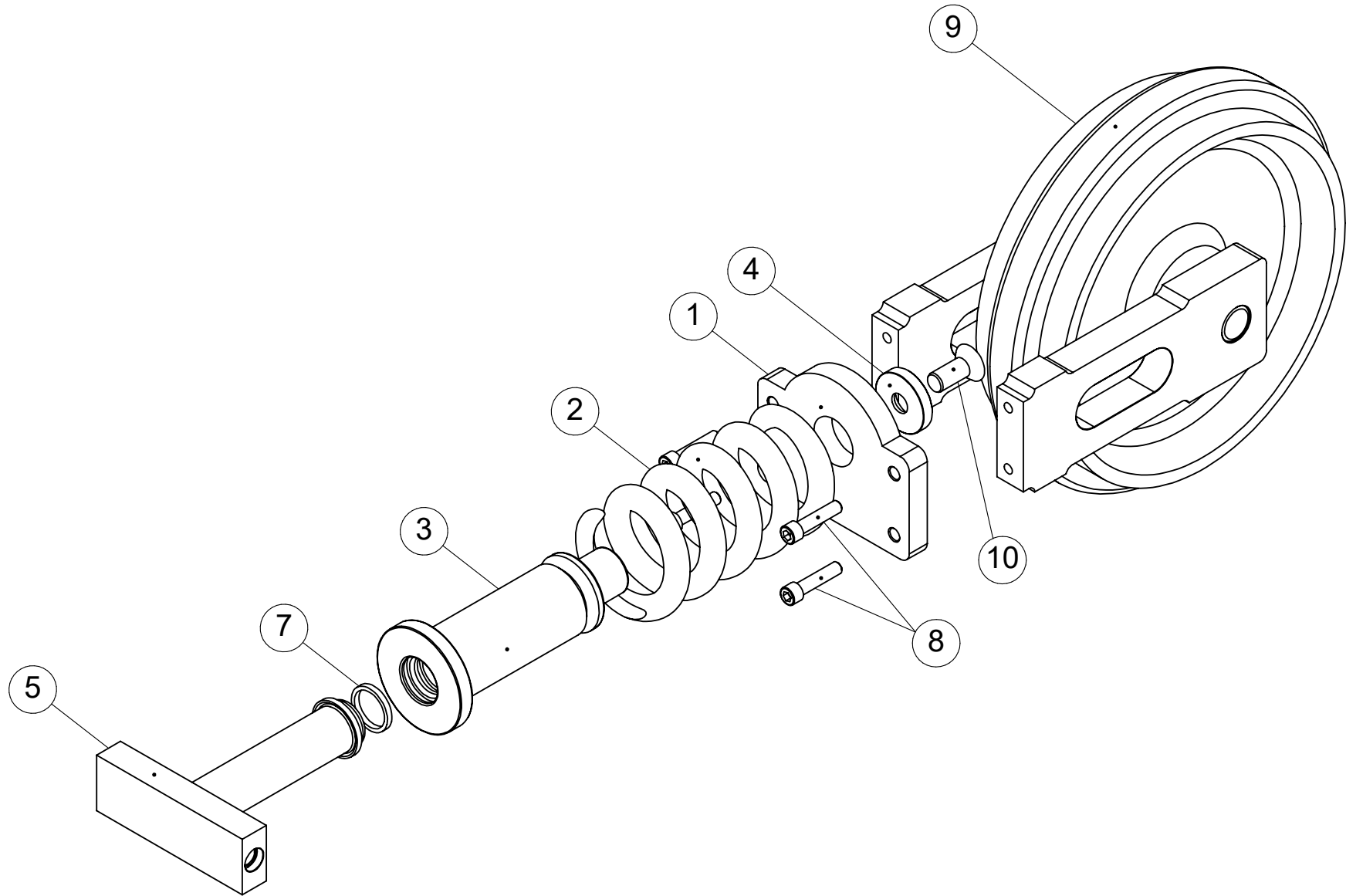
NON-ILLUSTRATED PAGE

WHEN ORDERING PARTS, SPECIFY MODEL NUMBER, SERIAL NUMBER AND DESCRIPTION OF PARTS REQUIRED

ITEM	PART NUMBER	DESCRIPTION	QUANTITY	NOTES
		BODY 1 SUB ASSY KIT	1 SET	REFER C1078834
		BEARING	1	
		SPRING PIN	1	
		BODY 1	1	
		SPOOL	1	
		CHECK VALVE	2	
		SPRING GUIDE	2	
		SPOOL	1	
		SHUTTLE SPOOL	1	
		SPRING V1	2	
		SPRING V2	2	
		SPRING V3	1	
		PLUG	2	
		PLUG	2	
		PLUG	2	
		CHOKE	4	
		RING	2	
		PLUG	10	
		PLUG	2	
		O-RING	2	
		O-RING	2	
		O-RING	2	
		O-RING	2	
		CHOKE	2	
		CHOKE	1	

WHEN ORDERING PARTS, SPECIFY MODEL NUMBER, SERIAL NUMBER AND DESCRIPTION OF PARTS REQUIRED

LARGE IDLER WHEEL ASSEMBLY



WHEN ORDERING PARTS, SPECIFY MODEL NUMBER, SERIAL NUMBER AND DESCRIPTION OF PARTS REQUIRED

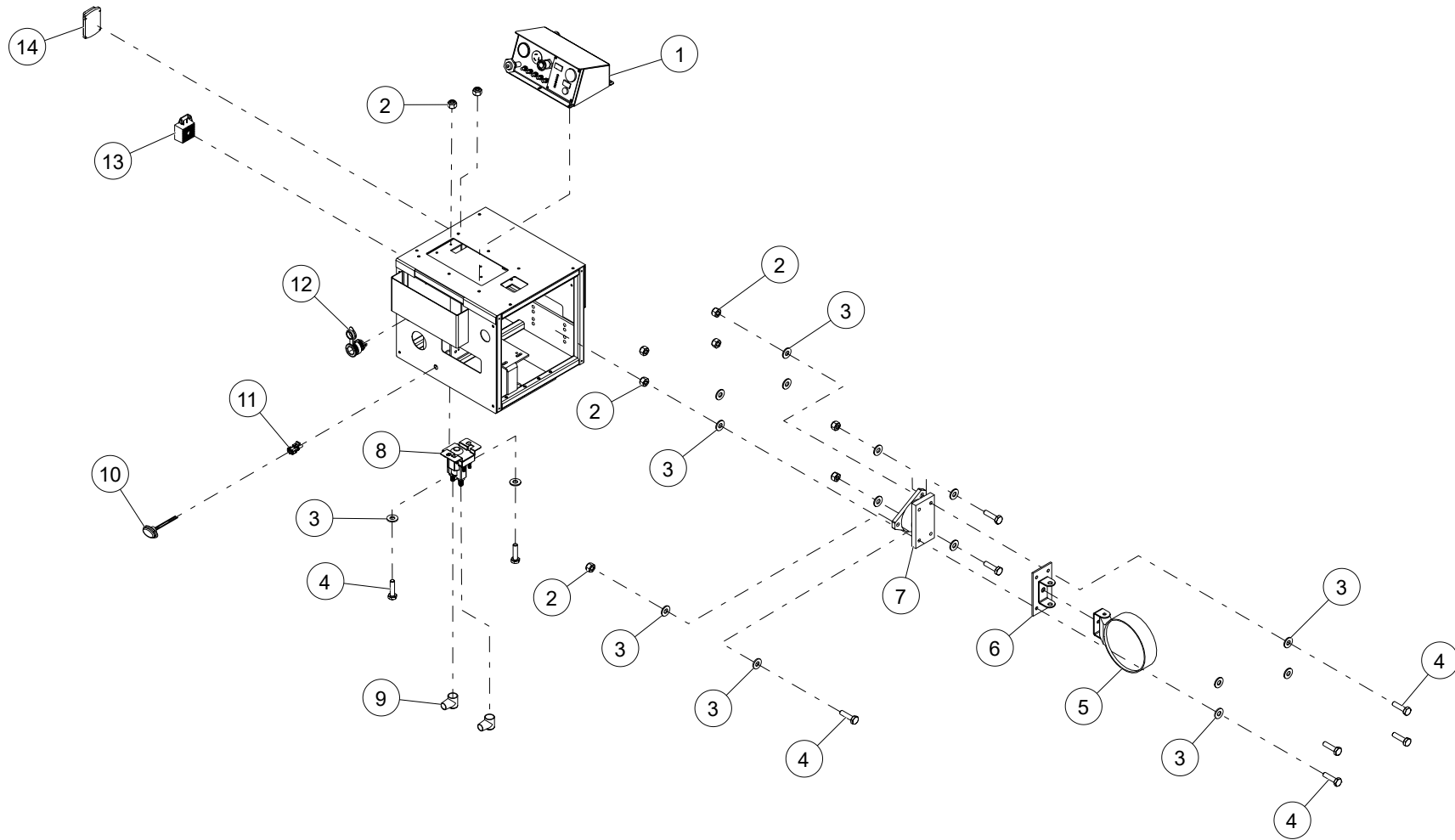
LARGE IDLER WHEEL ASSEMBLY

ITEM	PART NUMBER	DESCRIPTION	QUANTITY	NOTES
	C1078750	LARGE IDLER WHEEL ASSEMBLY		
1	C1078751	SPRING TENSIONING FLANGE	1	
2	C1078752	COMPRESSION SPRING	1	
3	C1078753	TENSION CYLINDER	1	
4	C1078754	CYLINDER END WASHER	1	
5	C1078755	TRACK TENSIONER	1	
6	C1078756	1 1/4 X 1 1/2 X 3/16 POLY U SEAL	1	
7	C1078757	ST- 150 WIPER	1	
8	C1078758	M10 X 35 SHCS	4	
9	C1078759	BERCO IDLER & BRACKET	1	
10	C1078760	5/8 X 1-1/4 FHCS	1	

WHEN ORDERING PARTS, SPECIFY MODEL NUMBER, SERIAL NUMBER AND DESCRIPTION OF PARTS REQUIRED

PAGE INTENTIONALLY LEFT BLANK

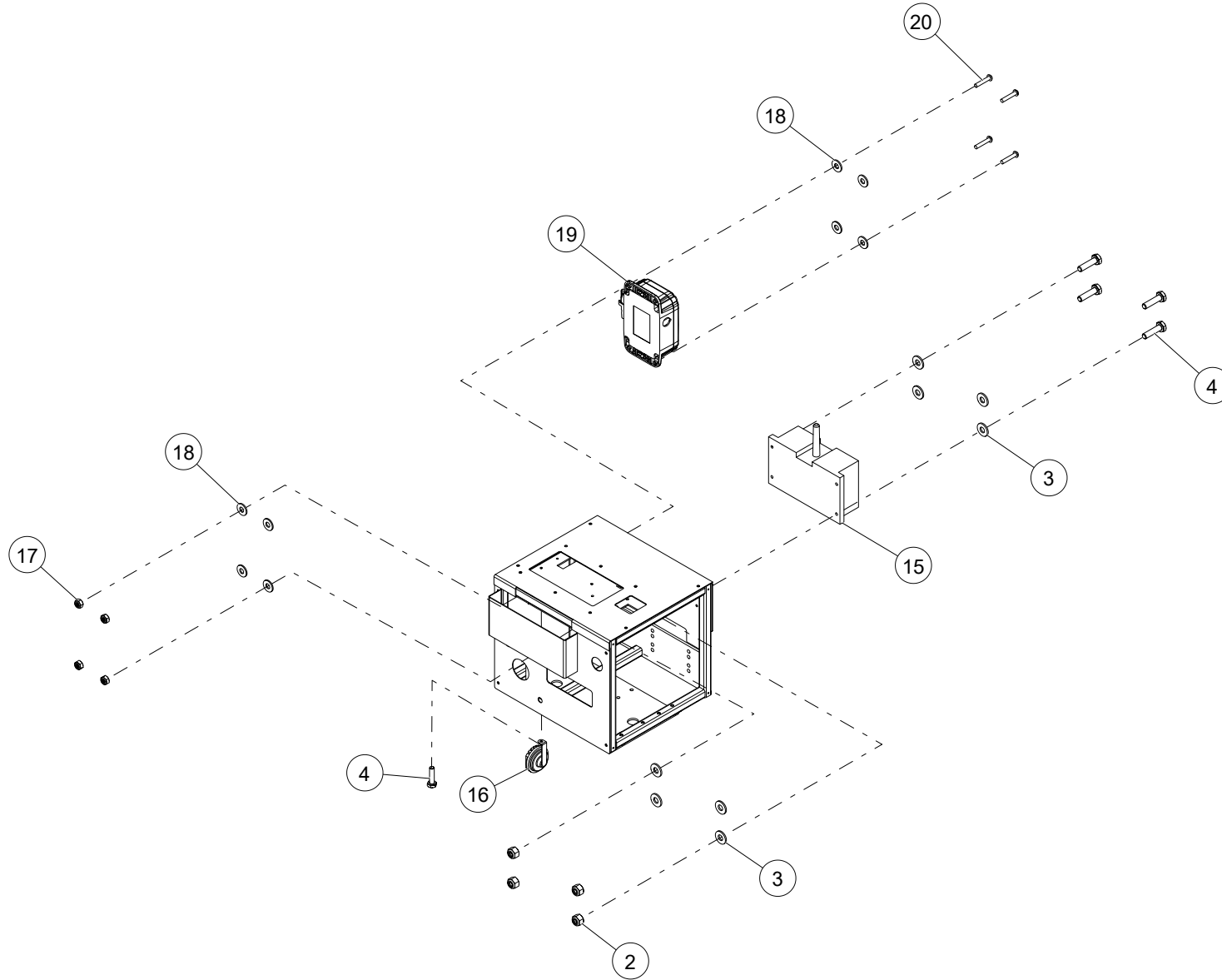
ELECTRICAL ASSEMBLY



WHEN ORDERING PARTS, SPECIFY MODEL NUMBER, SERIAL NUMBER AND DESCRIPTION OF PARTS REQUIRED

ITEM	PART NUMBER	DESCRIPTION	QUANTITY	NOTES
	C1054256	ELECTRICAL ASSEMBLY MINI DIGGER		
1	LK-4255	DOG HOUSE ASSEMBLY	1	SEE PAGE 220
2	NUT3-C2500008Z0	NYLON LOCK NUT, 1/4-20, GR8, ZN	9	Total 13 in ELECTRICAL ASSEMBLY
3	WSH1-X2500008Z0	WASHER, 1/4, GR8, ZN	16	Total 24 in ELECTRICAL ASSEMBLY
4	HHCS-C250A008Z0	HEX HEAD CAP SCREW, 1/4-20 X 1 LEN, GR8, ZN	9	Total 14 in ELECTRICAL ASSEMBLY
5	LK-ELE-010	LED WORKLIGHT, W/BRKT	1	
6	1042653	WORK LIGHT MNT ASM	1	
7	LK-MEC-404	WORK LIGHT SWIVEL MOUNT	1	
8	1042630	HIGH-CURRENT VEHICLE RELAY	1	
9	1042629	TERMINAL INSULATOR	2	
10	1042119	LIGHT, INTERLOCK SYSTEM	1	
11	C1054186	WEATHERPROOF DC CONNECTOR	1	
12	1042570	VEHICLE DC CONNECTOR	1	
13	1042118	AUDIBLE ALARM	1	
14	LK-ELE-192	FUSE BOX, BLADE STYLE FUSES	1	

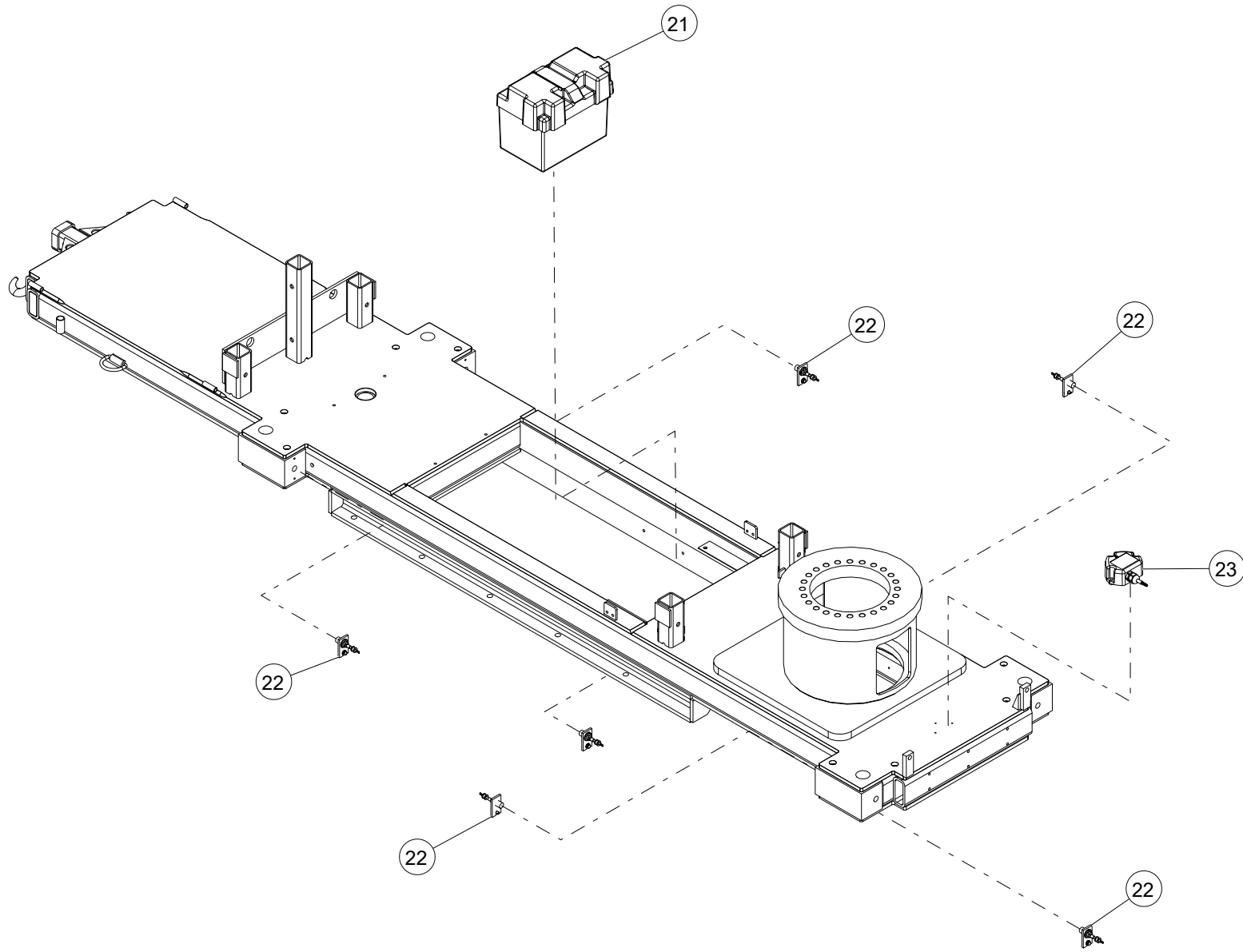
WHEN ORDERING PARTS, SPECIFY MODEL NUMBER, SERIAL NUMBER AND DESCRIPTION OF PARTS REQUIRED



WHEN ORDERING PARTS, SPECIFY MODEL NUMBER, SERIAL NUMBER AND DESCRIPTION OF PARTS REQUIRED

ITEM	PART NUMBER	DESCRIPTION	QUANTITY	NOTES
	C1054256	ELETRICAL ASSEMBLY MINI DIGGER		
15	1042120	SCANRECO REMOTE RECIEVER	1	
16	1042628	HORN	1	
17	C1054194	LOW-STRENGTH STEEL NYLON-INSERT LOCKNUT	4	
18	WSH1-X1900008Z0	WASHER, #10, GR8, ZN	8	
19	1042121	OUTRIGGER OVERRIDE BOX	1	
20	MS09-C138750ZR0	MACHINE SCREW, 6-32 X 3/4 LEN, NF	4	

WHEN ORDERING PARTS, SPECIFY MODEL NUMBER, SERIAL NUMBER AND DESCRIPTION OF PARTS REQUIRED

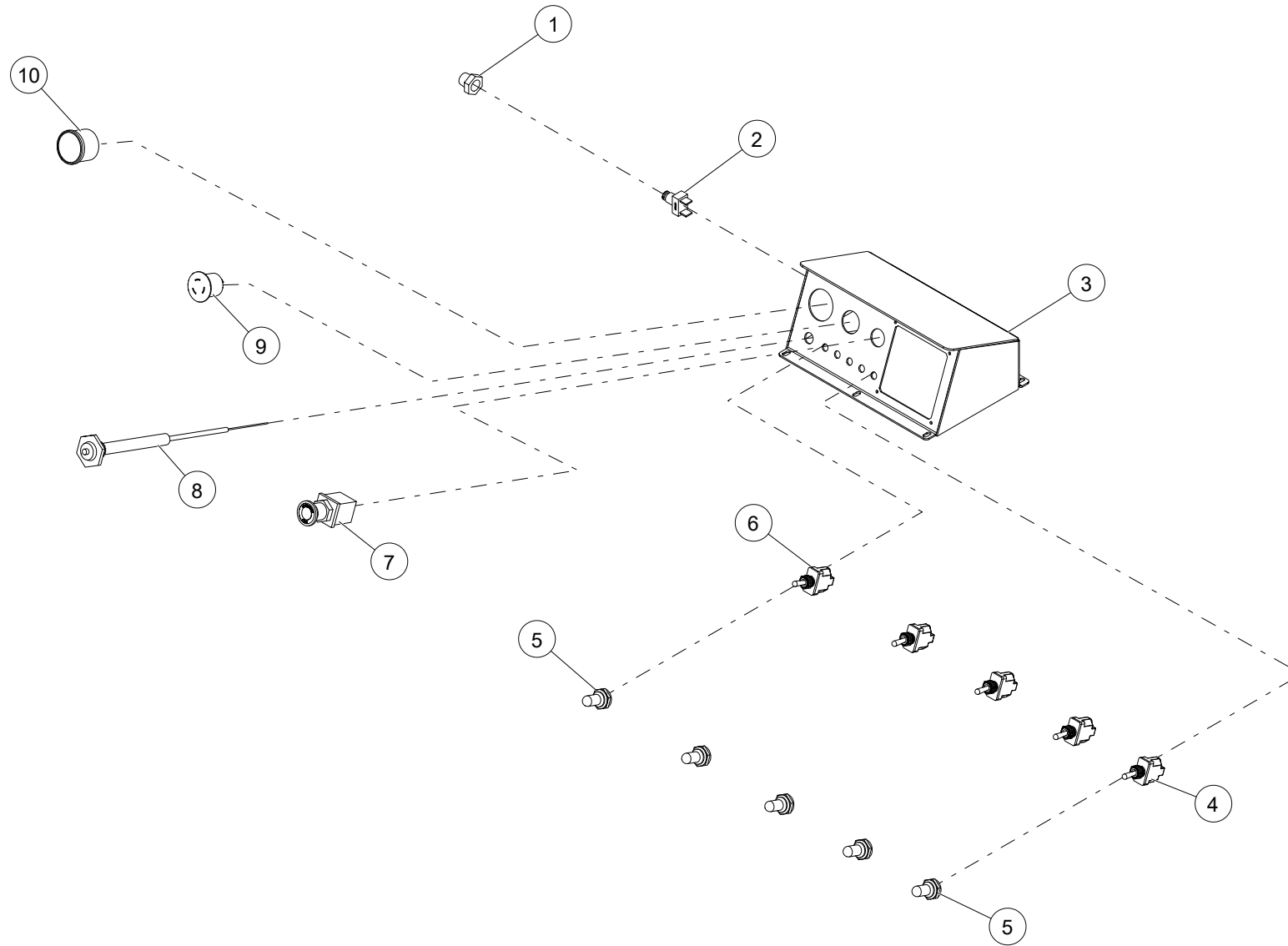


WHEN ORDERING PARTS, SPECIFY MODEL NUMBER, SERIAL NUMBER AND DESCRIPTION OF PARTS REQUIRED

ITEM	PART NUMBER	DESCRIPTION	QUANTITY	NOTES
	C1054256	ELETRICAL ASSEMBLY MINI DIGGER		
21	LK-MEC-497	BATTERY BOX W/LID	1	
22	1042632	PROX SENSOR ASSY	6	SEE PAGE 224
23	1042110	LEVEL ANGLE SENSOR	1	
24*	C1054217	ELETRICAL, LK-MD TILT SENSOR HARNESS	1	
25*	C1054218	ELETRICAL, LK-MD TURRET HARNESS	1	
26*	C1054219	ELETRICAL, LK-MD JUMPER HARNESSES	1	
27*	C1054220	ELETRICAL, LK-MD CONTROL CONSOLE HARNESS	1	
28*	C1054221	ELETRICAL, LK-MD LOWER HARNESS	1	
29*	C1054223	ELETRICAL, LK-MD ENGINE HARNESS	1	
30*	C1056068	ELECTRICAL, LK-MD SCANRECO HARNESS	1	

* ITEM NOT SHOWN IN THE ILLUSTRATION

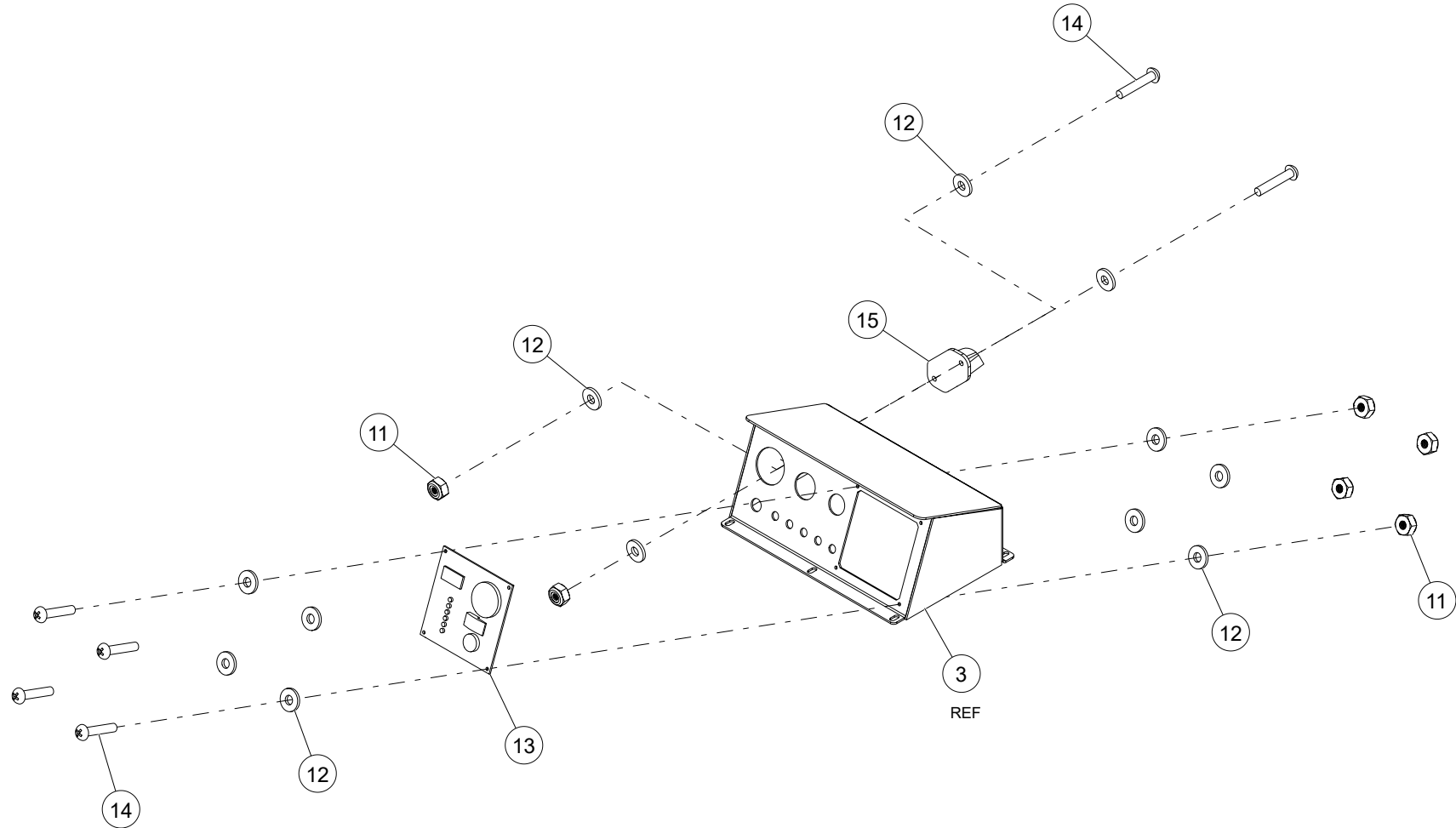
WHEN ORDERING PARTS, SPECIFY MODEL NUMBER, SERIAL NUMBER AND DESCRIPTION OF PARTS REQUIRED



WHEN ORDERING PARTS, SPECIFY MODEL NUMBER, SERIAL NUMBER AND DESCRIPTION OF PARTS REQUIRED

ITEM	PART NUMBER	DESCRIPTION	QUANTITY	NOTES
	LK-4255	DOG HOUSE ASSEMBLY		
1	1042572	BUTTON COVER	1	
2	1042571	HORN PUSH BUTTON	1	
3	LK-3038	LOFA DOGHOUSE	1	
4	LK-ELE-285	WET-LOCATION TOGGLE SWITCH	4	
5	1042568	COVER FOR 0.71" MAXIMUM TOGGLE SWITCH DEPTH	5	
6	1042567	WET-LOCATION TOGGLE SWITCH	1	
7	LK-ELE-115	E-STOP, COMPLETE	1	
8	LK-MEC-226	THROTTLE CABLE	1	
9	C1055632	ALARM	1	
10	LK-ELE-171	FUEL GAUGE	1	

WHEN ORDERING PARTS, SPECIFY MODEL NUMBER, SERIAL NUMBER AND DESCRIPTION OF PARTS REQUIRED

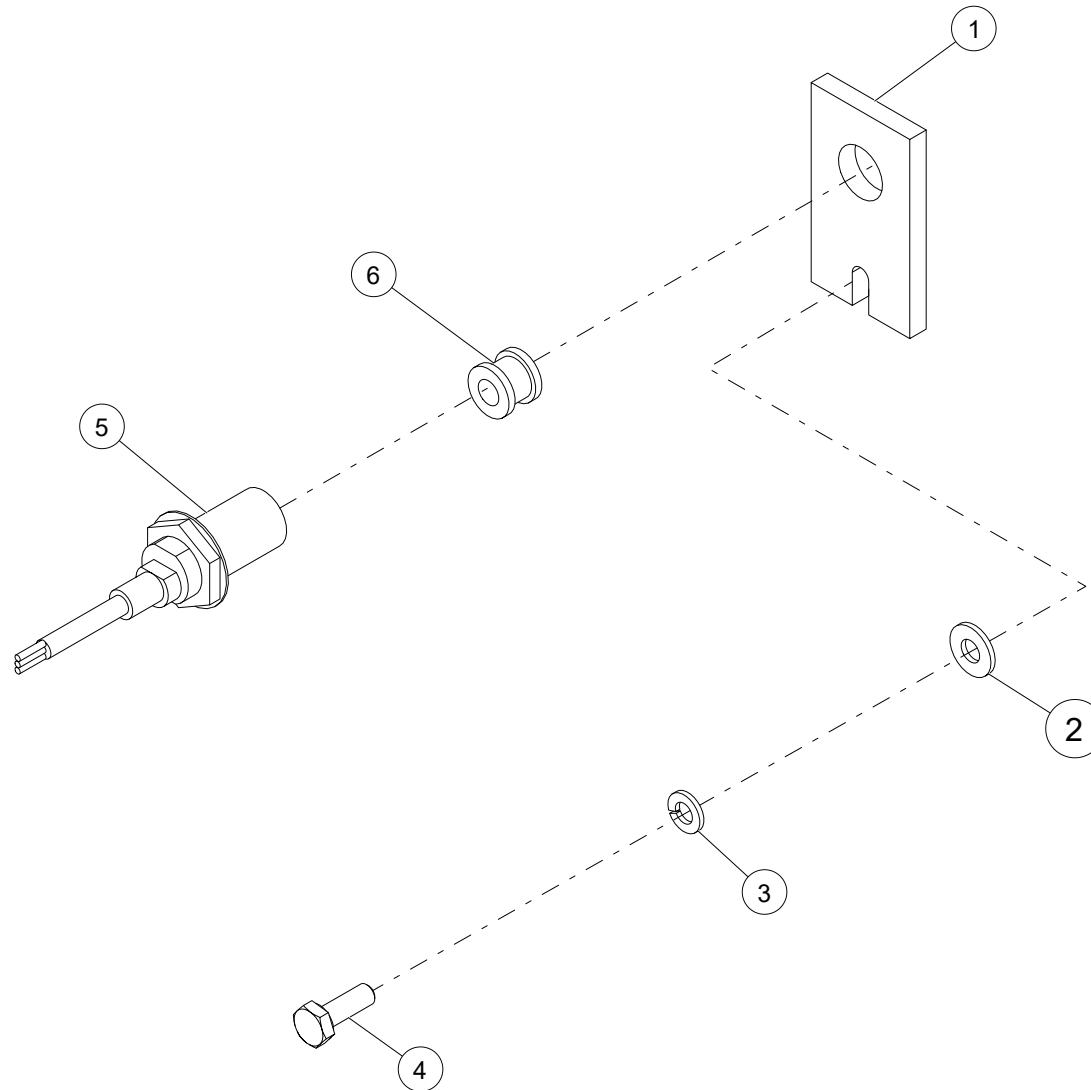


WHEN ORDERING PARTS, SPECIFY MODEL NUMBER, SERIAL NUMBER AND DESCRIPTION OF PARTS REQUIRED

ITEM	PART NUMBER	DESCRIPTION	QUANTITY	NOTES
	LK-4255	DOG HOUSE ASSEMBLY		
11	C1054194	LOW-STRENGTH STEEL NYLON-INSERT LOCKNUT	6	
12	WSH1-X1380008Z0	WASHER, #6, GR8, ZN	12	
13	LK-ENG-406	LOFA PANEL	1	
14	MS09-C138750ZR0	MACHINE SCREW, 6-32 X 3/4 LEN, NF	6	
15	LK-ELE-310	LED LIGHT, DOG HOUSE	1	

WHEN ORDERING PARTS, SPECIFY MODEL NUMBER, SERIAL NUMBER AND DESCRIPTION OF PARTS REQUIRED

PROX SENSOR ASSEMBLY



WHEN ORDERING PARTS, SPECIFY MODEL NUMBER, SERIAL NUMBER AND DESCRIPTION OF PARTS REQUIRED

PROX SENSOR ASSEMBLY

ITEM	PART NUMBER	DESCRIPTION	QUANTITY	NOTES
	1042632	PROX SENSOR ASSEMBLY		
1	1042634	PROX SENSOR PLATE	1	
2	WSH1-X2500008Z0	WASHER, 1/4, GR8, ZN	1	
3	WSH4-X2500008Z0	SPIRAL LOCK WASHER, 1/4, GR8, ZN	1	
4	HHCS-C2507508Z0	HEX HEAD CAP SCREW, 1/4-20 X 3/4 LEN, GR8, ZN	1	
5	1042633	PROX SENSOR	1	
6	1042649	WIRE GROMMET	1	

WHEN ORDERING PARTS, SPECIFY MODEL NUMBER, SERIAL NUMBER AND DESCRIPTION OF PARTS REQUIRED

PAGE INTENTIONALLY LEFT BLANK

MANUALS

OUTBACK 35-48D MANUAL PACKS OPTIONS



WHEN ORDERING PARTS, SPECIFY MODEL NUMBER, SERIAL NUMBER AND DESCRIPTION OF PARTS REQUIRED

OUTBACK 35-48D MANUAL PACKS OPTIONS

ITEM	PART NUMBER	DESCRIPTION	QUANTITY	NOTES
	C1073146	OUTBACK 35-48D MANUAL PACK, ENGLISH		
1	C1078181	35-48D FLASHDRIVE- OPERATOR'S, PARTS, ENGLISH	1	
2	C1073144	OUTBACK 35-48D PARTS MANUAL, ENGLISH	1	
3	C1073143	OUTBACK 35-48D OPERATOR'S MANUAL, ENGLISH	1	

WHEN ORDERING PARTS, SPECIFY MODEL NUMBER, SERIAL NUMBER AND DESCRIPTION OF PARTS REQUIRED



www.loadkingmfg.com

OUTBACK 35-48D PARTS MANUAL

Load King
7701 Independence Ave.
Kansas City, MO 64125
Parts: (816) 241- 8387
Service: (833) 281-7911
info@loadkingmfg.com