

LOAD KING



PARTS MANUAL LOAD KING 60-150

REV B
OCTOBER, 2023

WARNING: Operating, servicing and maintaining this equipment can expose you to chemicals including engine exhaust, carbon monoxide, phthalates, and lead, which are known to the State of California to cause cancer and birth defects or other reproductive harm. These chemicals can be emitted from or contained in other various parts and systems, fluids and some component wear by-products. To minimize exposure, avoid breathing exhaust, do not idle the engine except as necessary, service your equipment and vehicle in a well-ventilated area and wear gloves or wash your hands frequently when servicing your equipment or vehicle and after operation. For more information go to www.P65Warnings.ca.gov/passenger-vehicle.

Breathing diesel engine exhaust exposes you to chemicals known to the State of California to cause cancer and birth defects or other reproductive harm.

- Always start and operate the engine in a well-ventilated area.
- If in an enclosed area, vent the exhaust to the outside.
- Do not modify or tamper with the exhaust system.
- Do not idle the engine except as necessary.

For more information go to www.P65warnings.ca.gov/diesel.

LOAD KING WARRANTY

Load King (herein after referred to as the COMPANY) warrants all products manufactured by it and purchased by you to be free from defects in material and manufacture at the time of shipment, for one (1) year from date of delivery. The COMPANY will furnish replacements for such parts as the COMPANY finds to have been defective at the time of delivery or, at the COMPANY's option, will make or authorize repairs to such parts, provided that, upon request, such parts are returned, transportation is prepaid to the factory from which they were shipped.

This warranty shall not apply to any Product which has been subjected to misuse, misapplication, overloading, neglect (including but not limited to use of unauthorized parts or attachments), adjustments or repair. Engines, motor, tires, wheels, suspensions, axles, etc. and any accessories furnished with or used in the COMPANY's products, but which are not manufactured by the COMPANY, are not warranted by the COMPANY but are sold only with the express warranty, if any, or the manufacturers thereof. This warranted is limited to the first purchaser/user and is not transferable.

THE FOREGOING IS IN LIEU OF ALL OTHER WARRANTIES, WHETHER EXPRESSED OR IMPLIED (INCLUDING, WITHOUT LIMITATIONS, OF MERCHANTABILITY AND FITNESS OF ANY PRODUCT FOR A PARTICULAR PURPOSE), AND OF ANY OTHER OBLIGATION OR LIABILITY ON THE PART OF THE COMPANY. THERE ARE NO WARRANTIES WHICH EXTEND BEYOND THE DESCRIPTION OF THE FACE THEREOF.

LIMITATION OF LIABILITY

It is expressly understood and agreed by you that the COMPANY's liability for its products, whether due to breach of warranty, or otherwise is limited to the furnishing of such replacement parts, F.O.B.

factory, and the COMPANY will not be liable for any other injury, loss, damage, or expense, whether direct or consequential, including but not limited to loss of use, income, profit, or production, injury to person or increase in cost of operation, spoilage of or damage to material, arising out of or in connection with the sale, installation, use or inability to use, or the repair or replacement of the COMPANY's products.

All used vehicles and/or bodies are sold in the "AS IS" condition and no expressed or implied warranty is made.

All of COMPANY'S Products are of high quality and are manufactured in conformity with the best commercial practices in the various lines. The COMPANY guarantees all Products manufactured by it to be free from defects in material and manufactured at the time of shipment, for one (1) year from date of delivery. In addition, the COMPANY guarantees the portion of the product to be considered structural for one (1) year from date of manufacture.

While Load King, LLC. designs and manufactures its specific equipment configurations to industry standards, it is ultimate responsibility of the buyer/operator to assure that all loads are properly loaded and distributed. All loads must comply with the applicable state and federal load limits.

INSTRUCTIONS FOR ORDERING PARTS

When ordering parts, contact your nearest Load King distributor and give the following information to assure prompt service:

MACHINE IDENTIFICATION:

State the model and Product Identification Number (PIN), located on the plate in the Operator's Cab.

The six digit serial number is shown on a plate on the outside front of the operator's cab for convenient access.

PART IDENTIFICATION:

State the part number, description and quantity required. Do not use the item number. Avoid using the words "Pairs" or "Sets".

SHIPPING INSTRUCTIONS:

State the invoicing address. Unless otherwise specified, invoices will be mailed to the shipping address.

State the correct shipping address and the means of shipment: parcel post, air mail, air freight, UPS, bus, etc.



REF PART.NO. DESCRIPTION

T139803 Mirror, Convex..... 1

Load King
7701 Independence Ave, Kansas City, MO
64125
Parts: (816) 241- 8387
Service: (833) 281-7911
info@loadkingmfg.com

USING THIS PARTS BOOK

This Parts Manual has been designed for optimum ease of reading and is the key to Customer-Distributor-Factory communication. Genuine replacement parts, along with interchangeable product improvements as they become available, will keep your machine in a reliable and productive condition.

The following instructions describe the features of the manual and how to use it effectively.

Use this manual also as a supplement to the Operator's Manual and Maintenance Manual when performing service procedures on the machine.



IMPORTANT

This manual lists serviceable parts for **EVERY** machine built of this model designation. Serial numbers are used to identify parts when a product improvement is made or an alternate component is used. **KNOW THE SERIAL NUMBER OF YOUR MACHINE** before searching for replacement parts.

The **PARTS CHAPTER INDEX** shows the functional arrangement of associated parts for the machine. A chapter number identifies the same chapter of parts regardless of model (Chapter 2 is always the Lower Structure). The chapters which apply to the machine are listed in numerical order.

PAGE NUMBERS are in numerical sequence within each parts chapter.

EXPLODED VIEW ILLUSTRATIONS show the relationship of assembled parts. The illustrations are keyed to an accompanying parts list on the same page or on the facing page and are positioned for ease in reading the manual.

LOCATING INDIVIDUAL PARTS

1. Turn to the PARTS CHAPTER INDEX and find the general area of the part in question. (Example: Seat would be found in “Operator’s Cab” chapter 1).
2. Refer to the parts chapter and check to see if a subsequent letter-designated chapter is used. Check the title block on the pages to determine the application of the chapter to your particular machine.

ENGINE	2
---------------	----------

FILTER	5
---------------	----------

3. Major assemblies are shown at the beginning of each chapter with page references to component parts breakdowns on the pages which follow. Briefly skim through the chapter to familiarize yourself with the information included in it. Locate the illustration and parts list which pertain to the assembly or part you desire. Compare the serial number of your machine to those which may appear on the page to be sure you are ordering the correct part.
 4. Item numbers on the illustration correspond to those in the parts list. Parts not shown with an item number are the same as identical or symmetrical parts with an item number. Parts keyed with an asterisk or other symbol are included in a repair kit. If no part number is shown, these parts cannot be ordered separately.
 5. Quantities are shown as required per component assembly unless otherwise noted.
 6. If an assembly is listed without any serviceable parts, it must be ordered complete. Serviceable parts of components are listed under the component part or a subsequent page as indicated.
 7. All hardware shown without the size listed after the noun name is specially made for the particular application and must not be substituted standard hardware.
-

TABLE OF CONTENTS

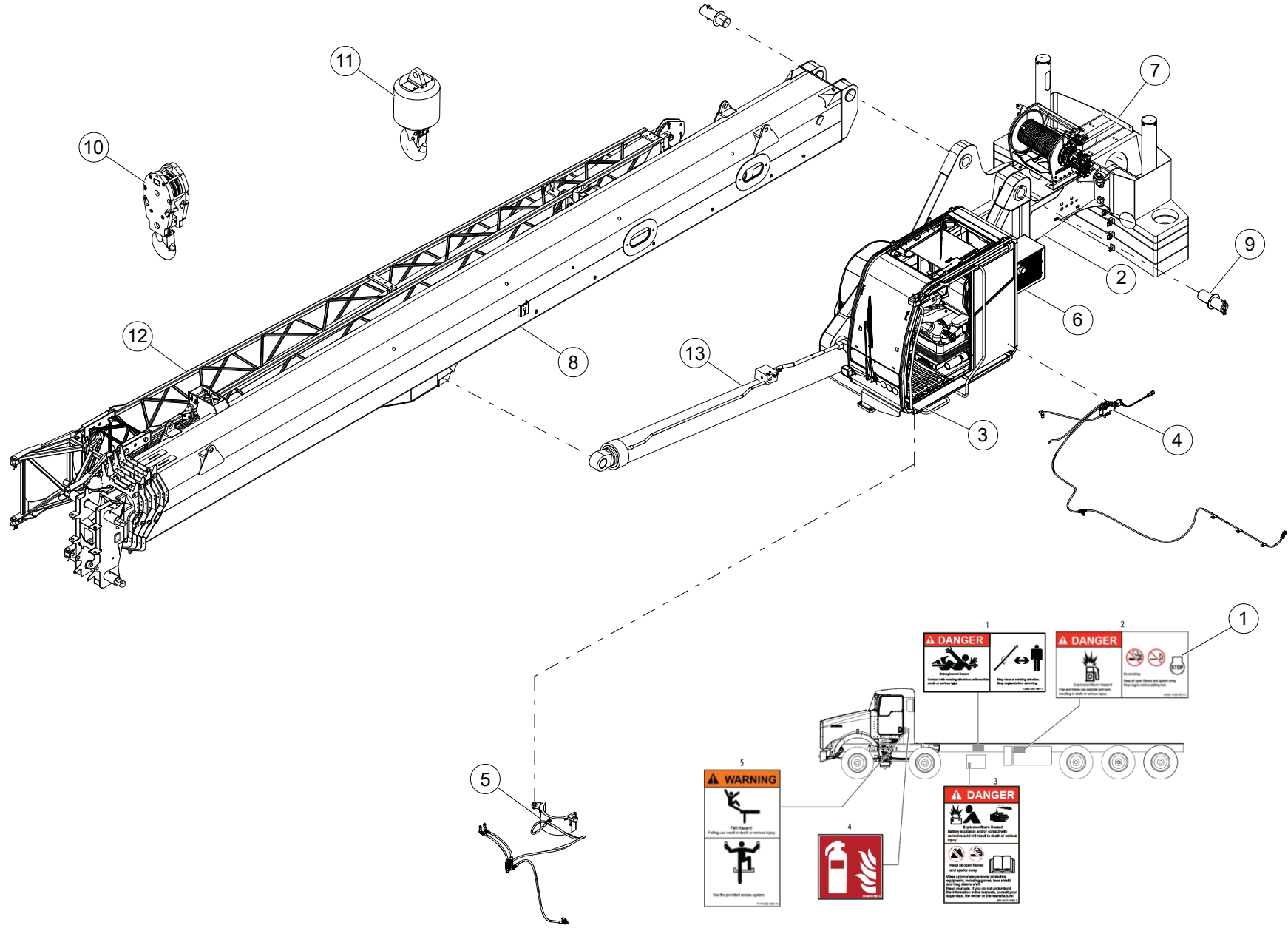
60-150 UPPER STRUCTURE	11	WINDSHIELD, FRONT	142
60-150 MARKING OPTIONS	14	ROOF HATCH ASSEMBLY	144
60-150 BRANDING DECAL KIT	16	WIPER, ROOF	146
60-150 ENGLISH MARKINGS	20	FRONT WIPER ASSEMBLY	148
DRIVER CAB DECAL KIT	22	UPPER DOOR GUIDE ASSEMBLY	150
MAN BASKET DECAL KIT ENGLISH	24	CAB ELECTRICAL INSTALLATION	152
60-150 STANDARD ENGLISH DECAL KIT	26	AIR ASSEMBLY	162
60-150 SPECIFICATION	30	GREASE LINES INSTALLATION	164
60-150 ANSI DECAL KIT	32	XO CRANE CAB COMFORT OPTIONS	166
MAN BASKET DECAL KIT ANSI	34	NO HEATER OPTION - CAB COVERS	168
60-150 JIB ANSI DECAL KIT	36	DELUXE AC AND FLAMELESS HEATER	170
60-150 STANDARD ANSI DECAL KIT	38	KENWAY HVAC KIT	176
60-150 BOOM ANSI DECAL KIT	40	BLOWER UNIT	178
60-150 CAB ANSI DECAL KIT	42	KIT, HOSE AND DRIVE MOUNTING	180
60-150 SUPER AND LOWER ANSI DECAL KIT	46	HYDRAULIC DRIVE UNIT	182
60-150 ISO DECAL KIT	56	COUNTERWEIGHT OPTIONS	186
MAN BASKET ISO DECAL KIT	58	COUNTERWEIGHT ASSY, 15000LBS	188
60-150 JIB ISO DECAL KIT	60	COUNTERWEIGHT ASSY, 3000 LBS	190
60-150 STANDARD ISO DECAL KIT	62	CYLINDER COUNTERWEIGHT	194
60-150 BOOM ISO DECAL KIT	64	COUNTERWEIGHT ASSEMBLY	196
60-150 CAB ISO DECAL KIT	66	COUNTERWEIGHT KIT	198
60-150 SUPER AND LOWER ISO DECAL KIT	70	COUNTERWEIGHT, 16000# W/O AUX WINCH	200
60-150 COUNTER WEIGHT MARKING	80	CTWT ASSY, 4000 LB W/O AUX WINCH	202
60-150 COUNTERWEIGHT DECAL KIT IMPERIAL	82	BOOM ASSEMBLY, LOAD KING 60-150	204
SUPERSTRUCTURE INSTALLATION	84	WELDMENT, BASE SECTION	206
SWING LOCK ASSEMBLY	88	WELDMENT, 2ND SECTION	210
HOUSE LOCK ASSEMBLY	90	WELDMENT, 3RD SECTION	214
SUPERSTRUCTURE COVER INSTALLATION	92	WELDMENT, 4TH SECTION	220
CAB MOUNT ASSEMBLY	96	WELDMENT, TIP SECTION	226
CAB, UPPER S-SPACE OPERATOR	100	ASSEMBLY, NYLON BOOM HEAD SHEAVE 5/8	232
SEAT INSTALLATION	102	ASSEMBLY, BOOM HEAD SHEAVE	234
SEAT, OPERATOR	104	ASSEMBLY, WIRE ROPE SHEAVE	236
CAB INTERIOR INSTALLATION	106	INSTALLATION, BOOM PIVOT AND HOIST CYLINDER PIN	238
CAB INTERIOR INSTALLATION	108	60-150 HOOK BLOCK OPTIONS	240
FRONT UPPER DASH SUB ASSEMBLY	116	HOOK BLOCK, 3 SHEAVE, 40T, 5/8IN, 824LBS	242
CONSOLE, LOWER RIGHT	118	HOOK BLOCK, 1 SHEAVE, 20T, 5/8IN, 500LBS	244
CAB SUPPLIER ASSEMBLY	120	HOOKBLOCK, 5 SHEAVE, 60T, 5/8IN, 1150LBS	246
DOOR ASSEMBLY	134	HOOK BLOCK, 4 SHEAVE, 50T, 5/8IN, 825LB	248

60-150 OVERHAUL BALL OPTION.....	250	MAN BASKET INSTALLATION ON JIB	372
BALL, OHAUL, 8T, 250LBS, 5/8IN	252	JIB HEAD BASKET BRACKET	374
LOAD BLOCK & OHAUL BALL ASSEMBLY	254	PLATFORM JACK ASSEMBLY	376
ASSEMBLY, HOOK BLOCK HOUSING	256	PROOF AND TRIAL TEST WEIGHTS	378
60-150 JIB OPTIONS	258	XO HOSE OPTIONS.....	380
JIB STOWAGE	260	HOSE VARIANT, ALLISON TRANSMISSION	382
JIB ASSEMBLY, 32'-49'	264	HOSE VARIANT, EATON TRANSMISSION	384
60-150 JIB LMI INSTALLATION	268	PUMP/PTO OPTION.....	386
JIB LADDER INSTALLATION	270	PUMP/PTO ASSEMBLY, ALLISON TRANSMISSION	388
UPPER HYDRAULICS ASSEMBLY	272	PUMP/PTO ASSEMBLY, EATON TRANSMISSION	392
UPPER ELECTRICAL ASSEMBLY	284	60-150 AUXILIARY WINCH OPTION	396
CROSSOVER CONTROLS.....	286	AUXILIARY HEAD ASSEMBLY	398
60-150 LOWER STRUCTURE	289	AUXILIARY WINCH OPTION.....	400
BEARING INSTALLATION	292	AUXILIARY WINCH CABLE OPTIONS	402
CENTER STRUCTURE INSTALLATION	294	WEDGE 5/8 MAIN/AUX -CABLE	404
DECKING INSTALLATION - 45-150	298	MAIN WINCH CABLE OPTIONS	406
DECK KIT	302	WEDGE 5/8 MAIN/AUX -CABLE	408
MOUNTING KIT, DECK	304	WIRELESS CONTROL OPTIONS	410
LADDER ASSEMBLY	308	BELLY PACK ONLY	412
BOOM REST ASSY W/ TANK.....	312	JIB ONLY	414
COUNTER WEIGHT RACK INSTALLATION	314	JIB & BELLY PACK.....	416
PLATFORM INSTALLATION	316	XO FENDER OPTIONS	418
REAR BUMPER ASSEMBLY	320	FENDERS 55 INCH AXLE CTR.....	420
LOWER HYDRAULICS	322	FENDERS 55 INCH AXLE CTR W/PUSHER.....	422
OUTRIGGER INSTALLATION	330	FENDERS 60 INCH AXLE CTR.....	424
OUTRIGGER ASSEMBLY, REAR RH.....	334	XO LIGHT OPTIONS	426
OUTRIGGER ASSEMBLY, REAR LH	336	STROBE LIGHT INSTALLATION.....	428
OUTRIGGER ASSY, FRONT LH.....	338	REVOLVING AMBER LIGHT INSTALLATION	430
OUTRIGGER ASSY, FRONT RH	340	XO RADIO OPTIONS	432
LOWER ELECTRICAL ASSEMBLY	342	RADIO OPTION	434
FRONT BUMPER KEYPAD AND COVER INSTALLATION.....	344	NO RADIO OPTION.....	436
KEYPAD, 2X2	346	XO REAR DECKING.....	438
60-150 OPTIONS	349	PLATFORM ASSEMBLY.....	440
LMI ASSEMBLY	352	TOOLBOX ASSEMBLY.....	444
PLATFORM OPTIONS - XO CRANE	356	MANUALS.	455
2-MAN PLATFORM INSTALLATION	358	60-150 MANUAL PACKS OPTIONS.....	456
MAN BASKET BRACKET ASSEMBLY	360	60-150 MANUAL PACKS, EN-SP-FR	458
LONG STRAIGHT MAN BASKET	362		

PAGE INTENTIONALLY LEFT BLANK

CHAPTER-1
60-150 UPPER STRUCTURE

60-150 UPPER STRUCTURE



WHEN ORDERING PARTS, SPECIFY MODEL NUMBER, SERIAL NUMBER AND DESCRIPTION OF PARTS REQUIRED

60-150 UPPER STRUCTURE

ITEM	PART NUMBER	DESCRIPTION	QUANTITY	NOTES
	OVER- VIEW- UPPER	60-150 UPPER STRUCTURE		
1	1032737	60-150 MARKING OPTIONS	1	SEE PAGE 14
2	1029833	SUPERSTRUCTURE INSTALLATION	1	SEE PAGE 84
3	1031096	CAB, UPPER S-PACE OPERATOR	1	SEE PAGE 100
4	1031118	AIR ASSEMBLY	1	SEE PAGE 162
5	1025685	GREASE LINE INSTALLATION	1	SEE PAGE 164
6	1008821	XO CRANE CAB COMFORT OPTIONS	1	SEE PAGE 166
7	1008818	XO COUNTERWEIGHT OPTION	1	SEE PAGE 186
8	1008385	BOOM ASSEMBLY	1	SEE PAGE 204
9	1029857	BOOM PIVOT AND HOIST CYLINDER PIN	1	SEE PAGE 238
10	1032743	HOOK BLOCK OPTION	1	SEE PAGE 240
11	1032742	OVERHAUL BALL OPTION	1	SEE PAGE 250
12	1032738	JIB OPTION	1	SEE PAGE 258
13	1031445	UPPER HYDRAULICS	1	SEE PAGE 272
14*	1027131	UPPER ELECTRICAL ASSEMBLY	1	SEE PAGE 284
15	1031357	CROSSOVER CONTROLS	1	SEE PAGE 286

* ITEM NOT SHOWN IN THE ILLUSTRATION

WHEN ORDERING PARTS, SPECIFY MODEL NUMBER, SERIAL NUMBER AND DESCRIPTION OF PARTS REQUIRED

NON - ILLUSTRATED PAGE

WHEN ORDERING PARTS, SPECIFY MODEL NUMBER, SERIAL NUMBER AND DESCRIPTION OF PARTS REQUIRED

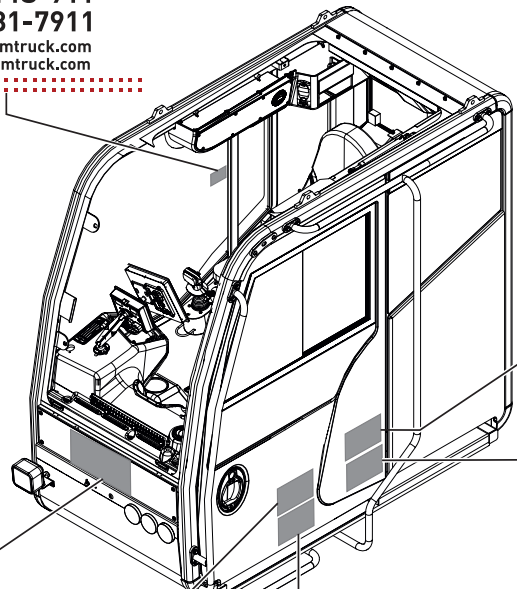
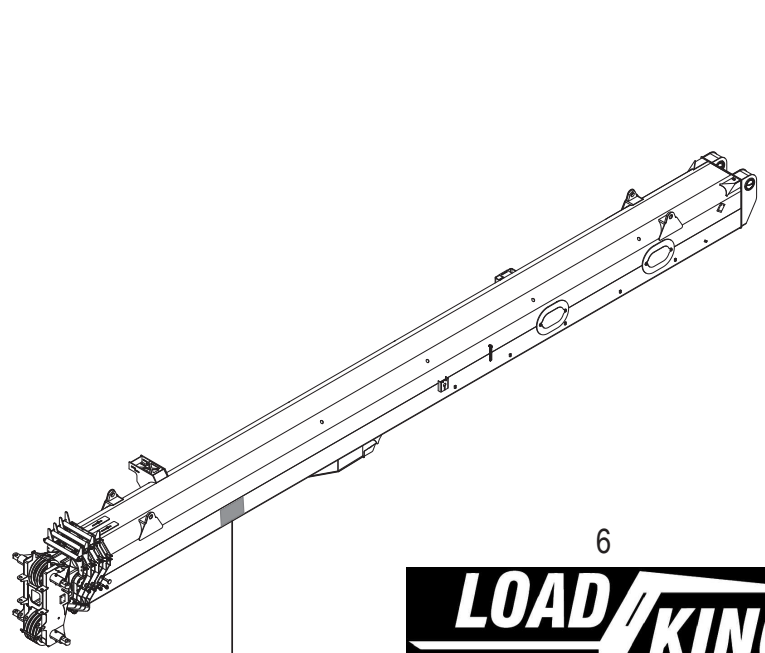
60-150 MARKING OPTIONS

ITEM	PART NUMBER	DESCRIPTION	QUANTITY	NOTES
	1032737	60-150 DECAL KIT		
1	C1053981	60-150 BRANDING DECAL KIT	1	SEE PAGE 16
2	C1054021	60-150 ENGLISH MARKINGS	1	SEE PAGE 20
3	C1054025	60-150 SPECIFICATION	1	SEE PAGE 30
4	C1054024	60-150 COUNTER WEIGHT MARKING	1	SEE PAGE 80

WHEN ORDERING PARTS, SPECIFY MODEL NUMBER, SERIAL NUMBER AND DESCRIPTION OF PARTS REQUIRED



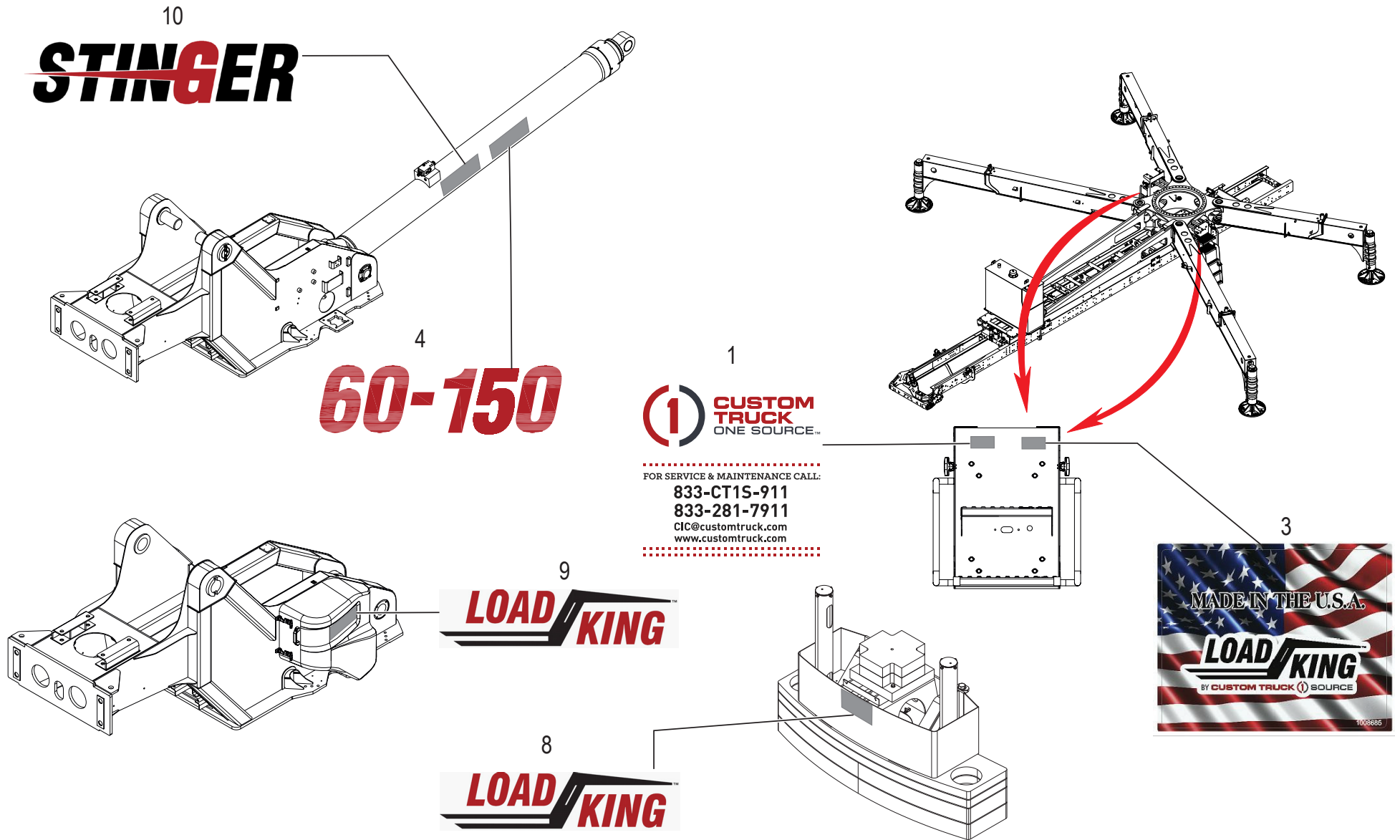
FOR SERVICE & MAINTENANCE CALL:
833-CT1S-911
833-281-7911
 CIC@customtruck.com
 www.customtruck.com



WHEN ORDERING PARTS, SPECIFY MODEL NUMBER, SERIAL NUMBER AND DESCRIPTION OF PARTS REQUIRED

ITEM	PART NUMBER	DESCRIPTION	QUANTITY	NOTES
	C1053981	60-150 BRANDING DECAL KIT		
1	CTOS-CIC	DECAL, PRODUCT SUPPORT	1	Total 3 in BRANDING DECAL KIT
2	1041635	MADE IN MISSOURI DECAL	1	
3	1008685	DECAL, FLAG	1	Total 3 in BRANDING DECAL KIT
4	1034903	60-150 DECAL 5.5"	1	Total 2 in BRANDING DECAL KIT
5	1026348	WHITE STINGER DECAL	1	
6	1008729	4 INCH LOADKING DECAL WHITE	1	
7	1026340	34 INCH TWO TONE LOADKING DECAL	1	Total 2 in BRANDING DECAL KIT

WHEN ORDERING PARTS, SPECIFY MODEL NUMBER, SERIAL NUMBER AND DESCRIPTION OF PARTS REQUIRED



WHEN ORDERING PARTS, SPECIFY MODEL NUMBER, SERIAL NUMBER AND DESCRIPTION OF PARTS REQUIRED

ITEM	PART NUMBER	DESCRIPTION	QUANTITY	NOTES
	C1053981	60-150 BRANDING DECAL KIT		
8	1007067	10 INCH LOADKING DECAL	1	
9	1026339	22.5 INCH TWO TONE LOAD KING DECAL	1	
10	1009092	STINGER DECAL LIFT CYLINDER	1	

WHEN ORDERING PARTS, SPECIFY MODEL NUMBER, SERIAL NUMBER AND DESCRIPTION OF PARTS REQUIRED

NON - ILLUSTRATED PAGE

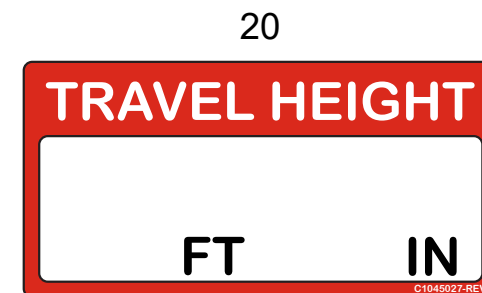
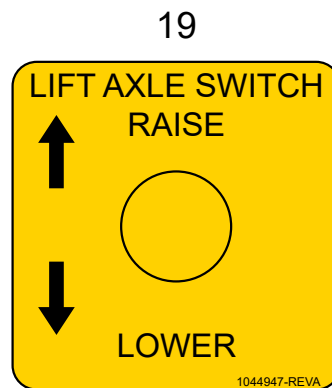
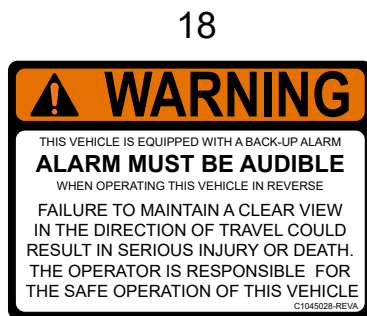
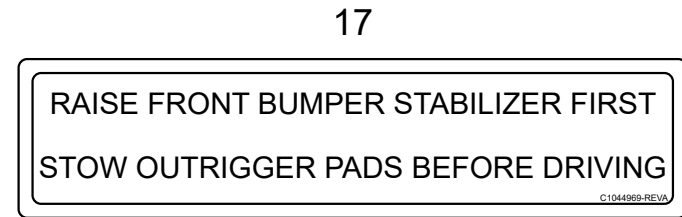
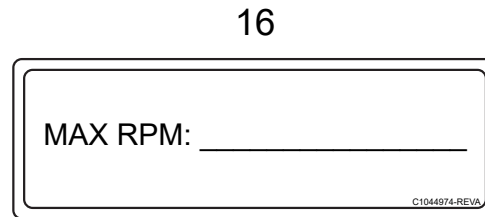

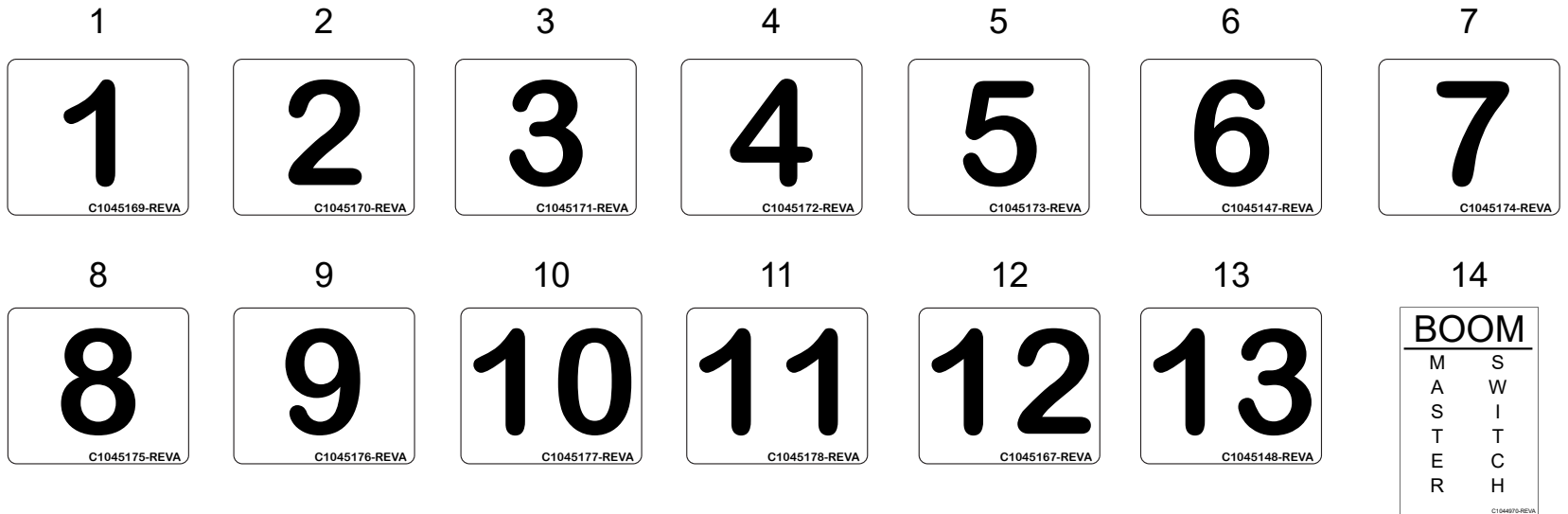
WHEN ORDERING PARTS, SPECIFY MODEL NUMBER, SERIAL NUMBER AND DESCRIPTION OF PARTS REQUIRED

60-150 ENGLISH MARKINGS

ITEM	PART NUMBER	DESCRIPTION	QUANTITY	NOTES
	C1054021	60-150 ENGLISH MARKINGS		
1	C1045146	DRIVER CAB DECAL KIT	1	SEE PAGE 22
2	C1053876	MAN BASKET DECAL KIT ENGLISH	1	SEE PAGE 24
3	C1053987	60-150 STANDARD ENGLISH DECAL KIT	1	SEE PAGE 26

WHEN ORDERING PARTS, SPECIFY MODEL NUMBER, SERIAL NUMBER AND DESCRIPTION OF PARTS REQUIRED

DRIVER CAB DECAL KIT

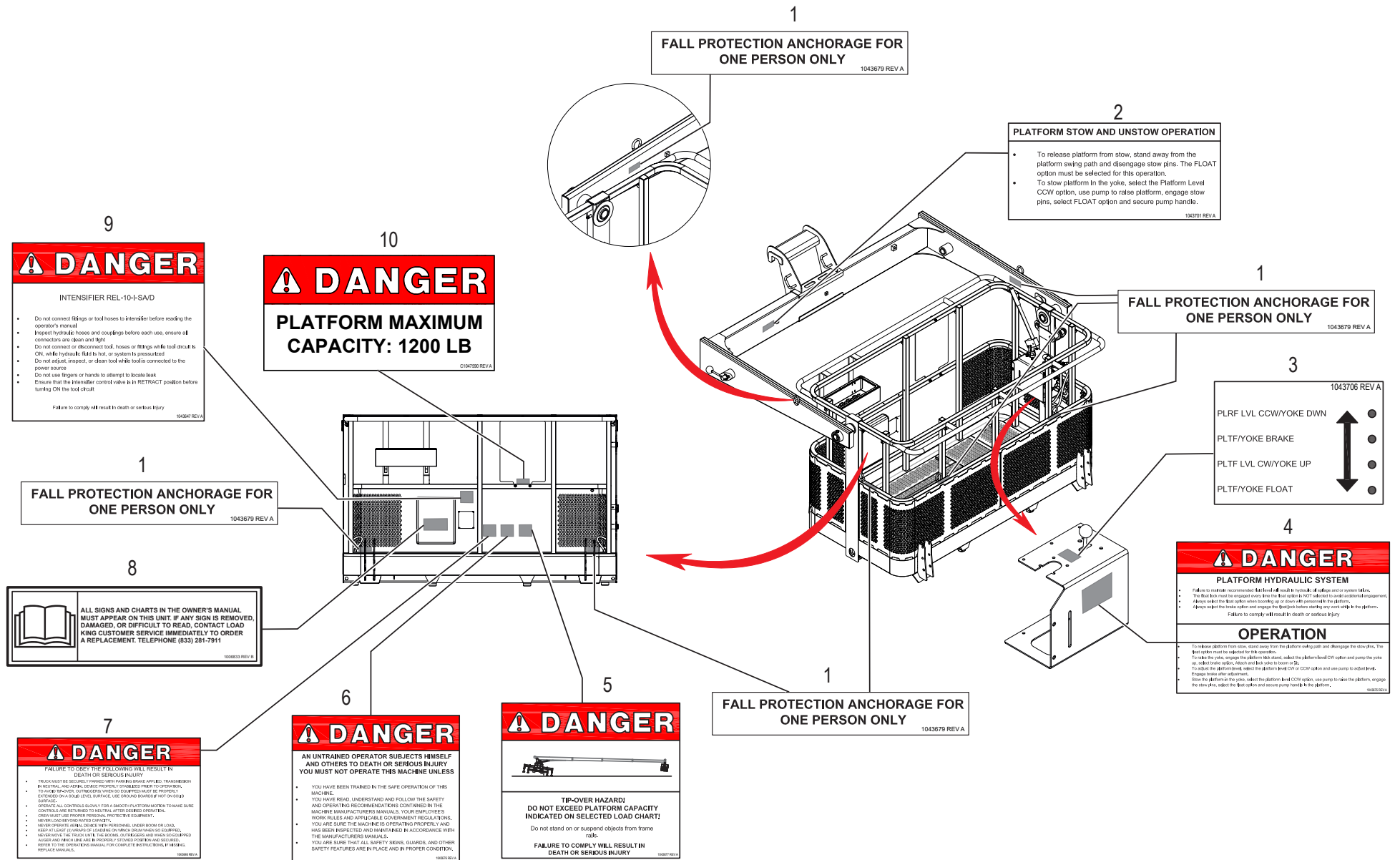


WHEN ORDERING PARTS, SPECIFY MODEL NUMBER, SERIAL NUMBER AND DESCRIPTION OF PARTS REQUIRED

DRIVER CAB DECAL KIT

ITEM	PART NUMBER	DESCRIPTION	QUANTITY	NOTES
	C1045146	DRIVER CAB DECAL KIT		
1	C1045169	1 DECAL	1	
2	C1045170	2 DECAL	1	
3	C1045171	3 DECAL	1	
4	C1045172	4 DECAL	1	
5	C1045173	5 DECAL	1	
6	C1045147	6 DECAL	1	
7	C1045174	7 DECAL	1	
8	C1045175	8 DECAL	1	
9	C1045176	9 DECAL	1	
10	C1045177	10 DECAL	1	
11	C1045178	11 DECAL	1	
12	C1045167	12 DECAL	1	
13	C1045148	13 DECAL	1	
14	C1044970	BOOM MASTER SWITCH	1	
15	C1045029	WARNING DECAL	1	
16	C1044974	MAX RPM DECAL	1	
17	C1044969	O/R INSTRUCTION DECAL	1	
18	C1045028	ALARM WARNING DECAL	1	
19	1044947	DECAL, LIFT AXLE TOGGLE	1	
20	C1045027	TRAVEL HEIGHT DECAL	1	

WHEN ORDERING PARTS, SPECIFY MODEL NUMBER, SERIAL NUMBER AND DESCRIPTION OF PARTS REQUIRED



WHEN ORDERING PARTS, SPECIFY MODEL NUMBER, SERIAL NUMBER AND DESCRIPTION OF PARTS REQUIRED

MAN BASKET DECAL KIT ENGLISH

ITEM	PART NUMBER	DESCRIPTION	QUANTITY	NOTES
	C1053876	MAN BASKET DECAL KIT ENGLISH		
1	1043679	DECAL, FALL PROTECTION	7	
2	1043701	DECAL, PLATFORM STOW AND UNSTOW OPERATION	1	Total 2 in MAN BASKET DECAL KIT ENGLISH
3	1043706	DECAL, PLATFORM CONTROLS	1	
4	1043675	DECAL, PLATFORM OPERATION	1	
5	1043677	DECAL, PLATFORM TIP-OVER	1	
6	1043676	DECAL, PLATFORM SAFETY	1	
7	1043646	DECAL, MAN BASKET WARNINGS	1	
8	1006833	DECAL, ALL SIGNS & CHARTS	1	
9	1043647	DECAL, INTENSIFIER WARNINGS	1	
10	C1047590	DECAL, PLATFORM CAPACITY	1	

WHEN ORDERING PARTS, SPECIFY MODEL NUMBER, SERIAL NUMBER AND DESCRIPTION OF PARTS REQUIRED

1

PRODUCT REGISTRATION

Attention: Please register your machine by submitting the owner registration form in the operator's manual or alternatively by calling Load King toll free at (833) 281 - 7911. This will ensure that you receive important safety, maintenance and operating information that applies to your machine.

1006558 REV A

2

DO NOT REMOVE OPERATOR'S MANUAL FROM MACHINE.

IF ADDITIONAL COPIES ARE REQUIRED, ORDER FROM DISTRIBUTOR.

12260-843 REV C

6

NOTICE

Boom must be Extended Before Stowing Boom In the Boom Rest to avoid damage to the chassis cab.

T10207 REV A

3

WARNING

LOSS OF BACKWARD STABILITY.

IT IS POSSIBLE TO TIP THE CRANE OVER BACKWARDS WHEN OPERATING WITH CERTAIN COUNTERWEIGHT AND OUTRIGGER CONFIGURATIONS. THIS IS ESPECIALLY TRUE WHEN OPERATING WITH OUTRIGGERS AT LESS THAN FULL EXTENSION. BE CAUTIOUS AND AWARE WHEN ROTATING THE UPPER STRUCTURE TO AN OVER-SIDE POSITION. REFER TO THE SPECIFIC LOAD CHART AND RANGE DIAGRAM TO DETERMINE THE SAFE MINIMUM OPERATING RADIUS.

1039049 REV A

5

CAUTION
DAMAGE POSSIBLE

When deploying jib, follow these steps:

1. Install the first two pins between jib and boom head
2. Release jib stowage lock pin
3. Extend boom to disengage jib from stowage bracket
4. Move jib slightly away from stowage bracket
5. Retract the boom completely to engage boom anti-twist stops on front collars
6. Swing jib and install the remaining two pins between jib and boom head

When stowing jib, follow these steps:

1. Retract the boom completely and lower it down to the minimum boom angle. Remove two pins connecting jib and boom head on side of boom opposite jib stowage brackets
2. Raise boom to positive angle a few degrees above zero
3. Swing jib around until bracket on jib is next to stowage bracket on boom
4. Extend boom until clearance exists between stowage brackets on boom and jib
5. Raise boom to 65 degrees angle
6. Insure alignment between stowage brackets on boom and on jib
7. Retract the boom completely
8. Engage jib stowage lock pin
9. Remove last two pins between jib and boom head

The directions given on this decal are intended to be quick reference setup instructions. For more detailed explanation, refer to crane's operators manual.

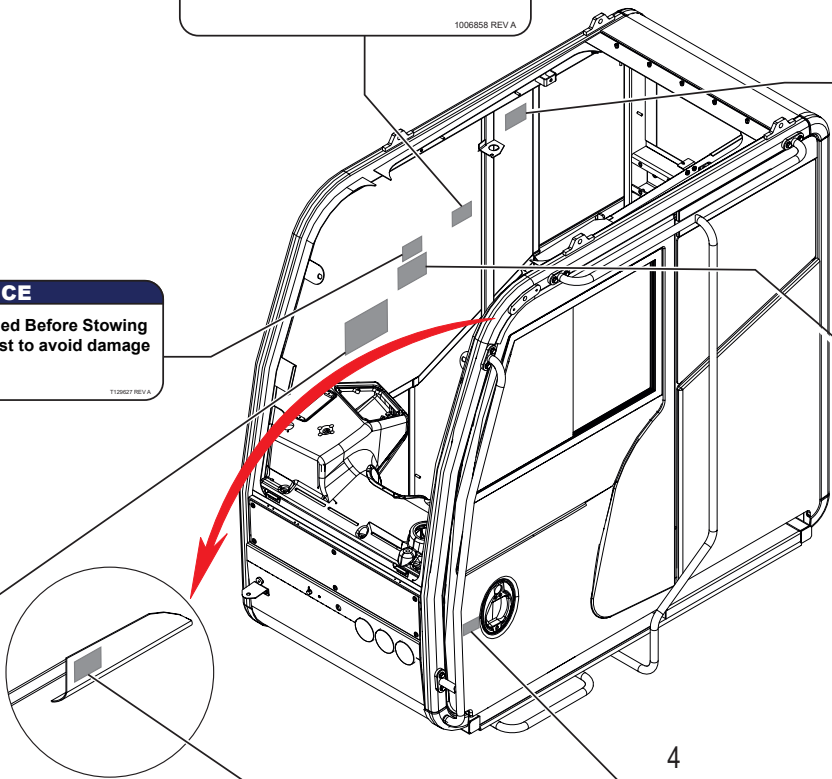
C1047547 REV A

4

CAUTION

CLOSE AND LATCH SECURELY BEFORE DRIVING THIS CRANE

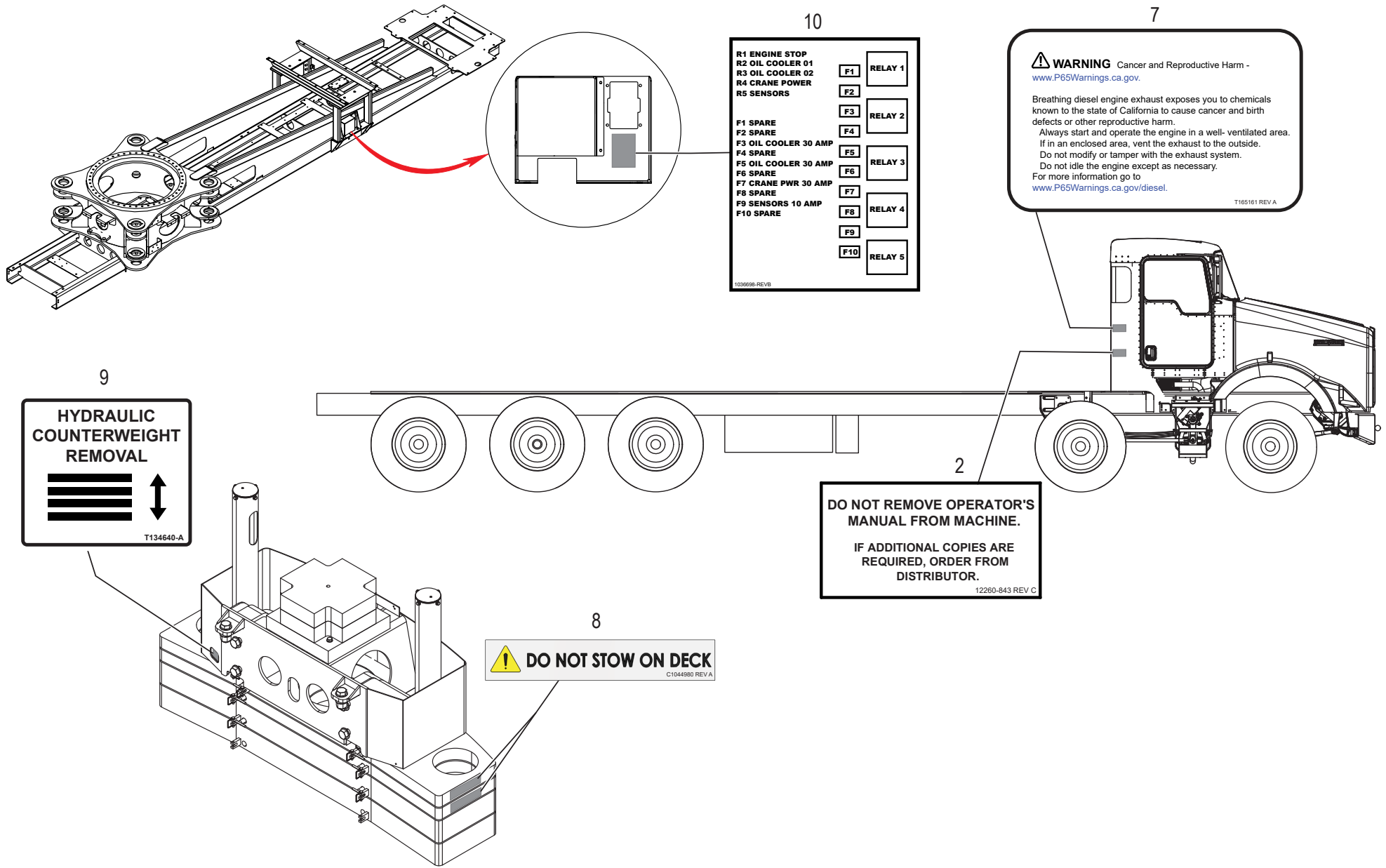
C1053264 REV A



WHEN ORDERING PARTS, SPECIFY MODEL NUMBER, SERIAL NUMBER AND DESCRIPTION OF PARTS REQUIRED

ITEM	PART NUMBER	DESCRIPTION	QUANTITY	NOTES
	C1053987	60-150 STANDARD ENGLISH DECAL KIT		
1	1006858	DECAL, PRODUCT REGISTRATION	1	
2	12260-843	DECAL, OPERATORS MANUAL	1	Total 2 in STANDARD ENGLISH DECAL KIT
3	1039049	DECAL, BACK STABILITY	1	
4	C1053264	DECAL, WINDOW LATCH	2	
5	C1047547	BOOM DAMAGE DECAL	1	
6	T129627	DECAL, BOOM STOWING IN BOOM REST	1	

WHEN ORDERING PARTS, SPECIFY MODEL NUMBER, SERIAL NUMBER AND DESCRIPTION OF PARTS REQUIRED



WHEN ORDERING PARTS, SPECIFY MODEL NUMBER, SERIAL NUMBER AND DESCRIPTION OF PARTS REQUIRED

ITEM	PART NUMBER	DESCRIPTION	QUANTITY	NOTES
	C1053987	60-150 STANDARD ENGLISH DECAL KIT		
7	T165161	DECAL, PROP 65, WHITE	1	Total 4 in STANDARD ENGLISH DECAL KIT
8	C1044980	DECAL, DO NOT STOW ON DECK	2	Total 2 in STANDARD ENGLISH DECAL KIT
9	T134640	DECAL, HYD CTWT REMOVAL	1	
10	1036698	CROSSOVER RELAY/FUSE DECAL LOWER	1	

WHEN ORDERING PARTS, SPECIFY MODEL NUMBER, SERIAL NUMBER AND DESCRIPTION OF PARTS REQUIRED

NON - ILLUSTRATED PAGE

WHEN ORDERING PARTS, SPECIFY MODEL NUMBER, SERIAL NUMBER AND DESCRIPTION OF PARTS REQUIRED

60-150 SPECIFICATION

ITEM	PART NUMBER	DESCRIPTION	QUANTITY	NOTES
	C1054025	60-150 SPECIFICATION		
1	C1054282	60-150 ANSI DECAL KIT	1	SEE PAGE 32
2	C1054285	60-150 ISO DECAL KIT	1	SEE PAGE 56

WHEN ORDERING PARTS, SPECIFY MODEL NUMBER, SERIAL NUMBER AND DESCRIPTION OF PARTS REQUIRED

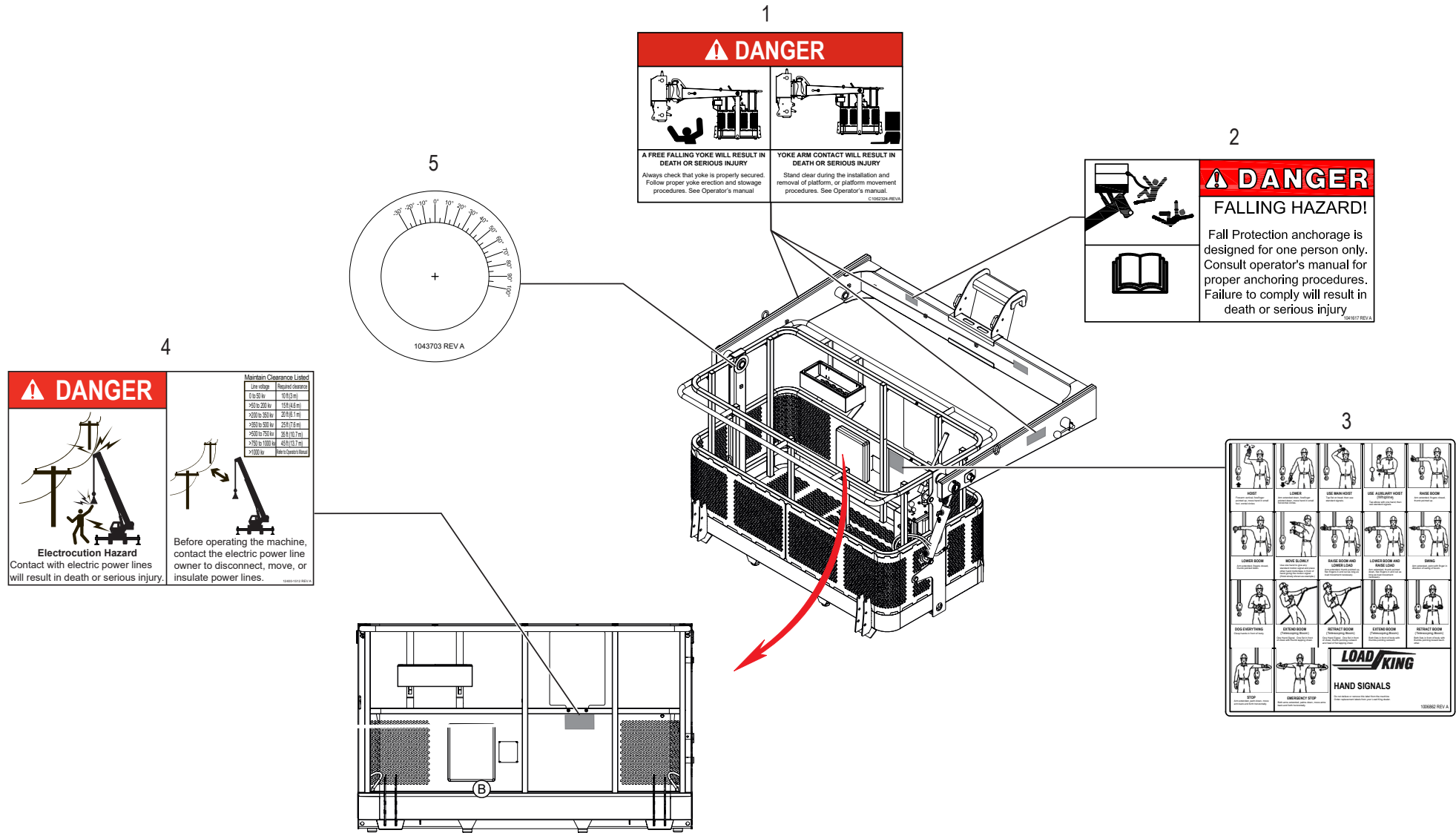
NON - ILLUSTRATED PAGE

WHEN ORDERING PARTS, SPECIFY MODEL NUMBER, SERIAL NUMBER AND DESCRIPTION OF PARTS REQUIRED

60-150 ANSI DECAL KIT

ITEM	PART NUMBER	DESCRIPTION	QUANTITY	NOTES
	C1054282	60-150 ANSI DECAL KIT		
1	C1053913	MAN BASKET DECAL KIT ANSI	1	SEE PAGE 34
2	C1053988	60-150 JIB ANSI DECAL KIT	1	SEE PAGE 36
3	C1054286	60-150 STANDARD ANSI DECAL KIT	1	SEE PAGE 38

WHEN ORDERING PARTS, SPECIFY MODEL NUMBER, SERIAL NUMBER AND DESCRIPTION OF PARTS REQUIRED

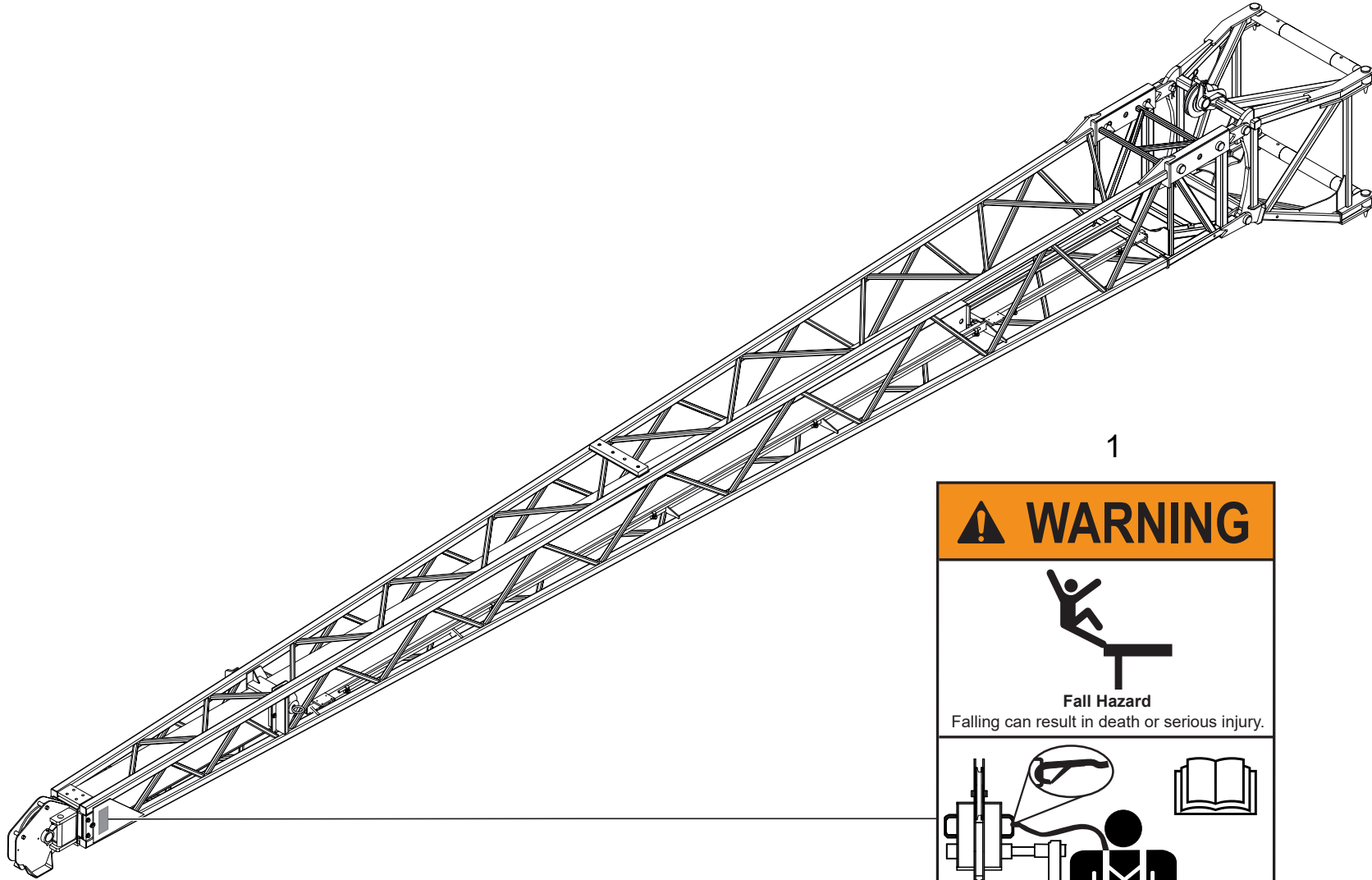


WHEN ORDERING PARTS, SPECIFY MODEL NUMBER, SERIAL NUMBER AND DESCRIPTION OF PARTS REQUIRED

MAN BASKET DECAL KIT ANSI

ITEM	PART NUMBER	DESCRIPTION	QUANTITY	NOTES
	C1053913	MAN BASKET DECAL KIT ANSI		
1	C1062324	DECAL, PLATFORM CRUSHING	3	
2	1041617	DECAL, PLATFORM FALL HAZARD	1	Total 2 in MAN BASKET DECAL KIT ANSI
3	1006862	CRANE-HAND-SIGNALS-DECAL	1	
4	12400-1512	DECAL, ELECTROCUTION	1	
5	1043703	PLATFORM ANGLE INDICATOR	1	

WHEN ORDERING PARTS, SPECIFY MODEL NUMBER, SERIAL NUMBER AND DESCRIPTION OF PARTS REQUIRED



1

⚠ WARNING


Fall Hazard
Falling can result in death or serious injury.


Attach safety harness lanyard only to specified location on boom or jib.

T121867 REV-C

WHEN ORDERING PARTS, SPECIFY MODEL NUMBER, SERIAL NUMBER AND DESCRIPTION OF PARTS REQUIRED

60-150 JIB ANSI DECAL KIT

ITEM	PART NUMBER	DESCRIPTION	QUANTITY	NOTES
	C1053988	60-150 JIB ANSI DECAL KIT		
1	T121867	LANYARD HOOK LOCATION	1	Total 2 in JIB ANSI DECAL KIT

WHEN ORDERING PARTS, SPECIFY MODEL NUMBER, SERIAL NUMBER AND DESCRIPTION OF PARTS REQUIRED

NON - ILLUSTRATED PAGE

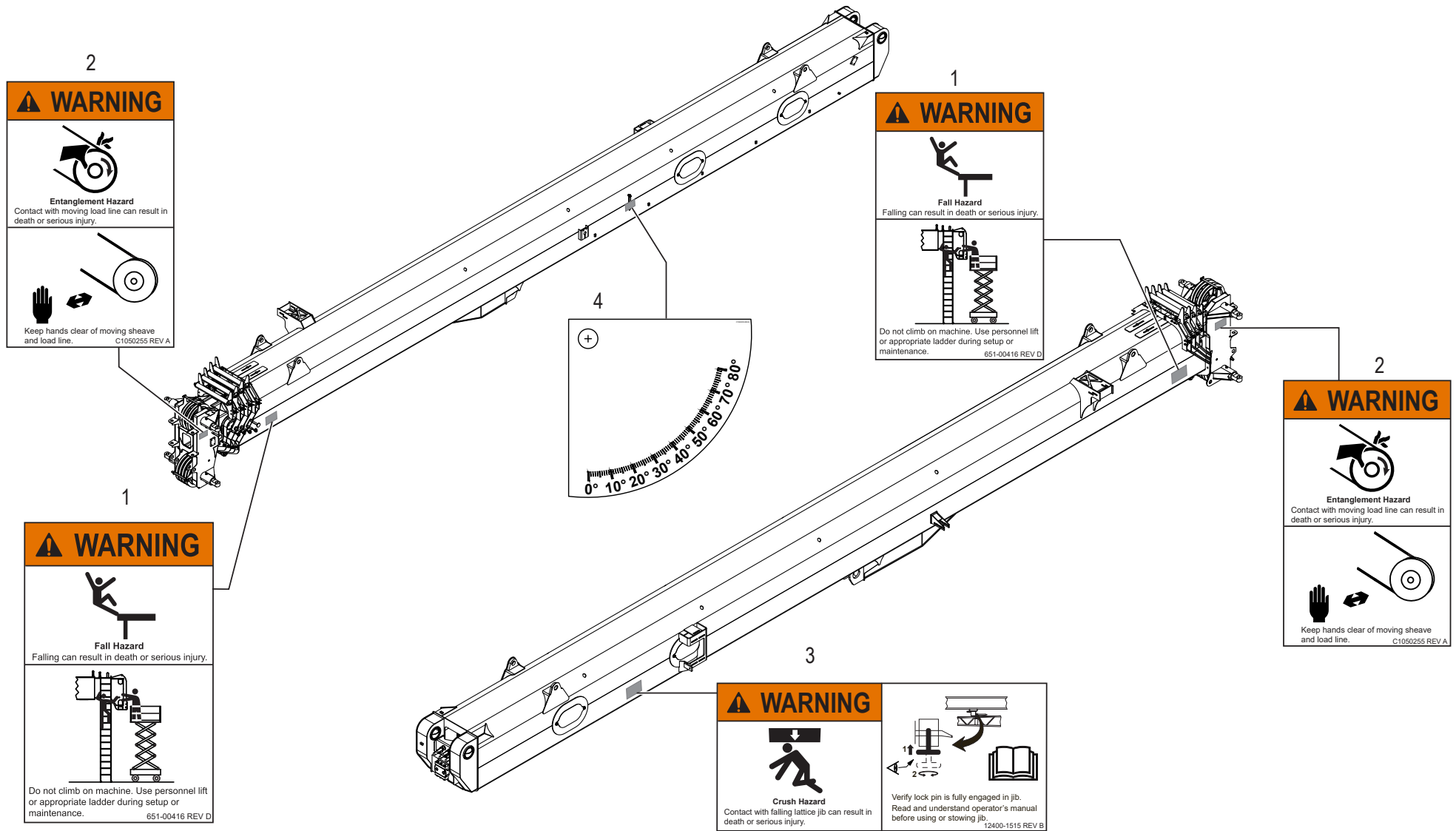
WHEN ORDERING PARTS, SPECIFY MODEL NUMBER, SERIAL NUMBER AND DESCRIPTION OF PARTS REQUIRED

60-150 STANDARD ANSI DECAL KIT

ITEM	PART NUMBER	DESCRIPTION	QUANTITY	NOTES
	C1054286	60-150 STANDARD ANSI DECAL KIT		
1	C1053979	60-150 BOOM ANSI DECAL KIT	1	SEE PAGE 40
2	C1053990	60-150 CAB ANSI DECAL KIT	1	SEE PAGE 42
3	C1054018	60-150 SUPER AND LOWER ANSI DECAL KIT	1	SEE PAGE 46

WHEN ORDERING PARTS, SPECIFY MODEL NUMBER, SERIAL NUMBER AND DESCRIPTION OF PARTS REQUIRED

60-150 BOOM ANSI DECAL KIT

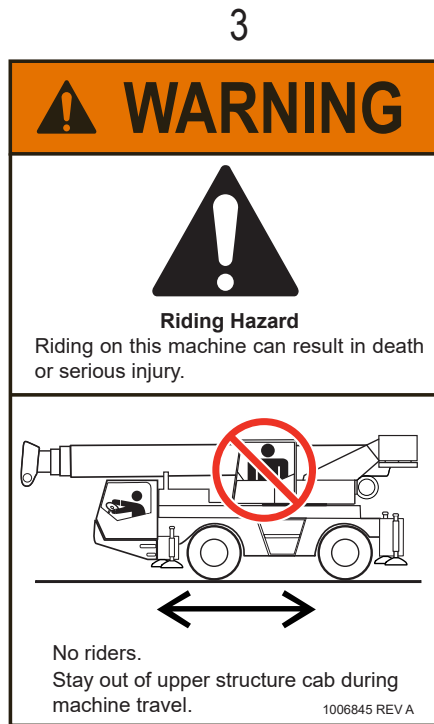
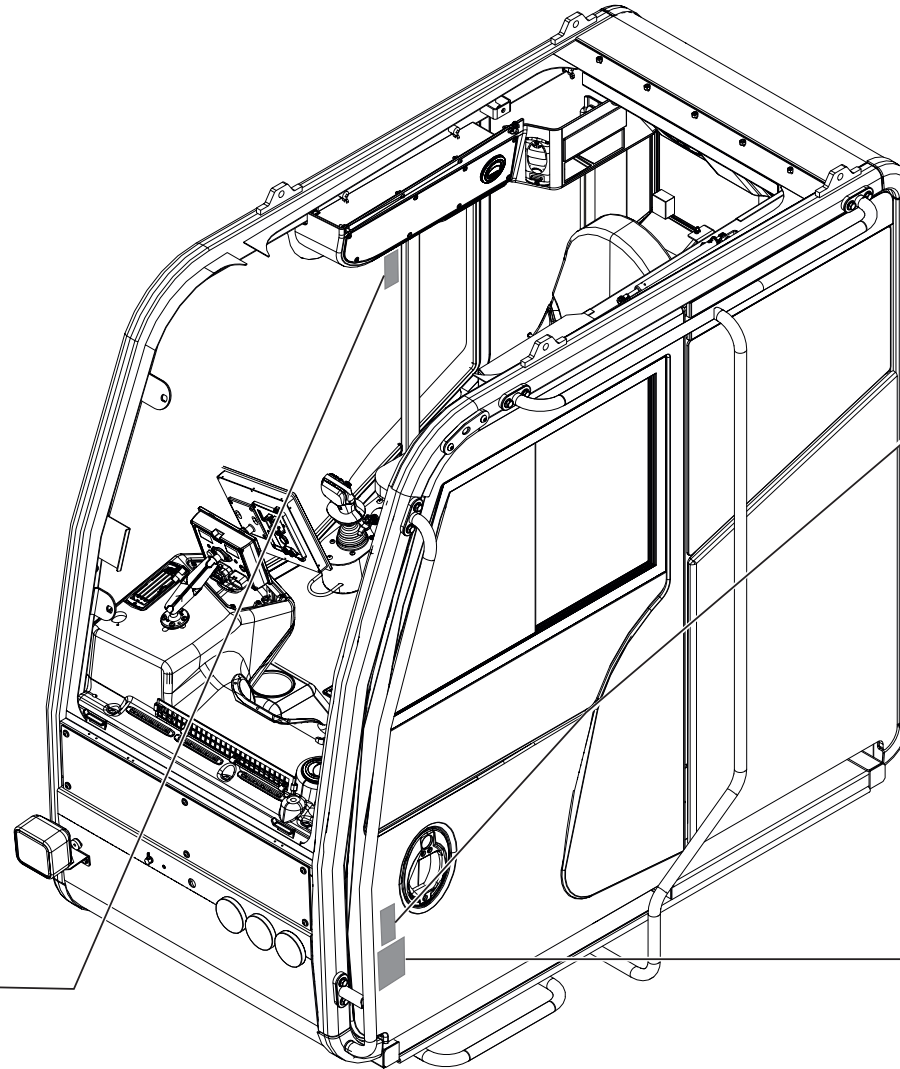


WHEN ORDERING PARTS, SPECIFY MODEL NUMBER, SERIAL NUMBER AND DESCRIPTION OF PARTS REQUIRED

60-150 BOOM ANSI DECAL KIT

ITEM	PART NUMBER	DESCRIPTION	QUANTITY	NOTES
	C1053979	60-150 BOOM ANSI DECAL KIT		
1	651-00416	DECAL-SAFE ELEVATED ACCESS	2	
2	C1050255	ENTANGLEMENT HAZARD	2	
3	12400-1515	DECAL, JIB RETAINING PIN	1	
4	C1063203	BOOM ANGLE DECAL	1	

WHEN ORDERING PARTS, SPECIFY MODEL NUMBER, SERIAL NUMBER AND DESCRIPTION OF PARTS REQUIRED

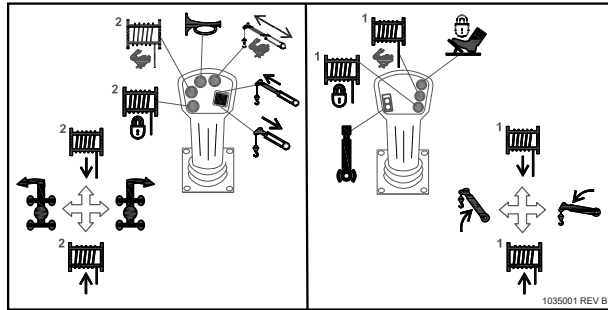


WHEN ORDERING PARTS, SPECIFY MODEL NUMBER, SERIAL NUMBER AND DESCRIPTION OF PARTS REQUIRED

ITEM	PART NUMBER	DESCRIPTION	QUANTITY	NOTES
	C1053990	60-150 CAB ANSI DECAL KIT		
1	C1049748	DECAL FIRE EXTINGUISHER	1	
2	T140621	DECAL, NO RIDE IN UPPER CAB	1	
3	1006845	NO RIDE IN UPPER CAB DECAL (CLEAR BACKGROUND)	1	

WHEN ORDERING PARTS, SPECIFY MODEL NUMBER, SERIAL NUMBER AND DESCRIPTION OF PARTS REQUIRED

6



5

<p>⚠ DANGER</p> <p>Electrocution Hazard Contact with electric power lines will result in death or serious injury.</p>	<p>Maintain Clearance Limits</p> <table border="1"> <tr><td>Line Voltage</td><td>Minimum Clearance</td></tr> <tr><td>150V-250V</td><td>10' 0"</td></tr> <tr><td>250V-350V</td><td>12' 0"</td></tr> <tr><td>350V-500V</td><td>15' 0"</td></tr> <tr><td>500V-750V</td><td>20' 0"</td></tr> <tr><td>750V-1000V</td><td>25' 0"</td></tr> </table> <p>Before operating the machine, contact the electric power line owner to disconnect, move, or insulate power lines.</p>	Line Voltage	Minimum Clearance	150V-250V	10' 0"	250V-350V	12' 0"	350V-500V	15' 0"	500V-750V	20' 0"	750V-1000V	25' 0"	<p>⚠ WARNING</p> <p>Read and understand operator's manual and all safety signs before using or maintaining machine. If you do not understand the information in the manual, consult your supervisor, the owner or the manufacturer.</p>
Line Voltage	Minimum Clearance													
150V-250V	10' 0"													
250V-350V	12' 0"													
350V-500V	15' 0"													
500V-750V	20' 0"													
750V-1000V	25' 0"													
<p>⚠ WARNING</p> <p>Improper lifting of personnel can result in death or serious injury.</p>	<p>Use of this machine to hoist, lower, swing or otherwise handle personnel must only be done in compliance with OSHA 1926.1431 and ANSI B30.23</p>	<p>⚠ WARNING</p> <p>Fall/Crush Hazard Two blocking the crane can result in death or serious injury. Do not allow hook block to contact the boom tip.</p>	<p>⚠ WARNING</p> <p>Check anti-two block system after installation of each line and at start of every work shift. Read and understand operator's manual.</p>											

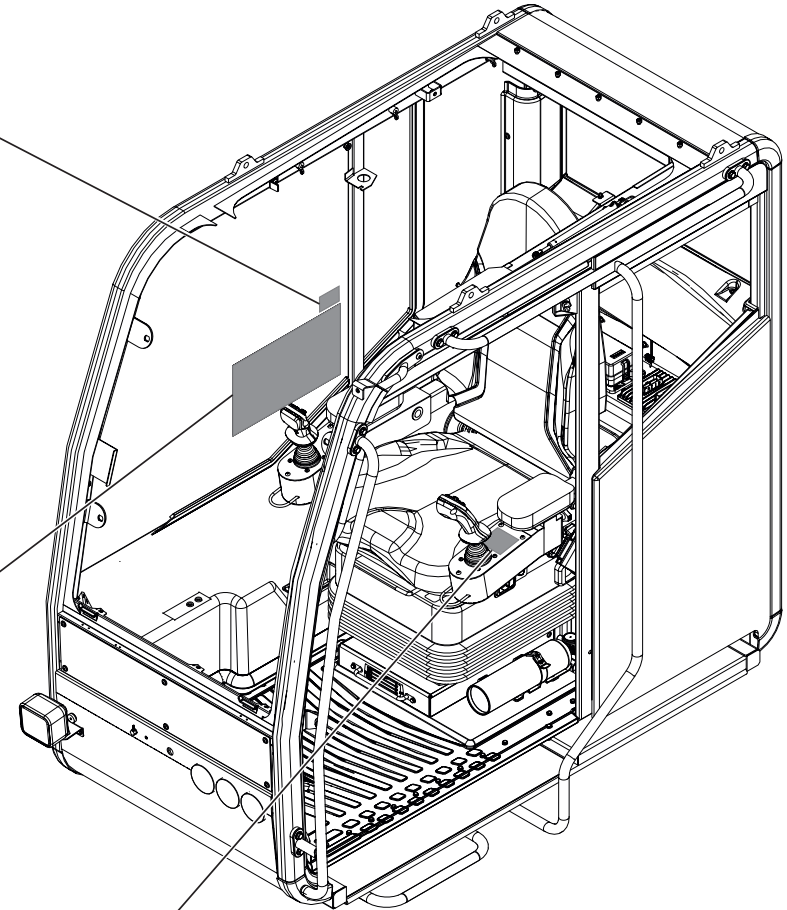
4

⚠ WARNING

Sudden or unwanted machine movement can result in death or serious injury.

Lift arm before entering or exiting cab.

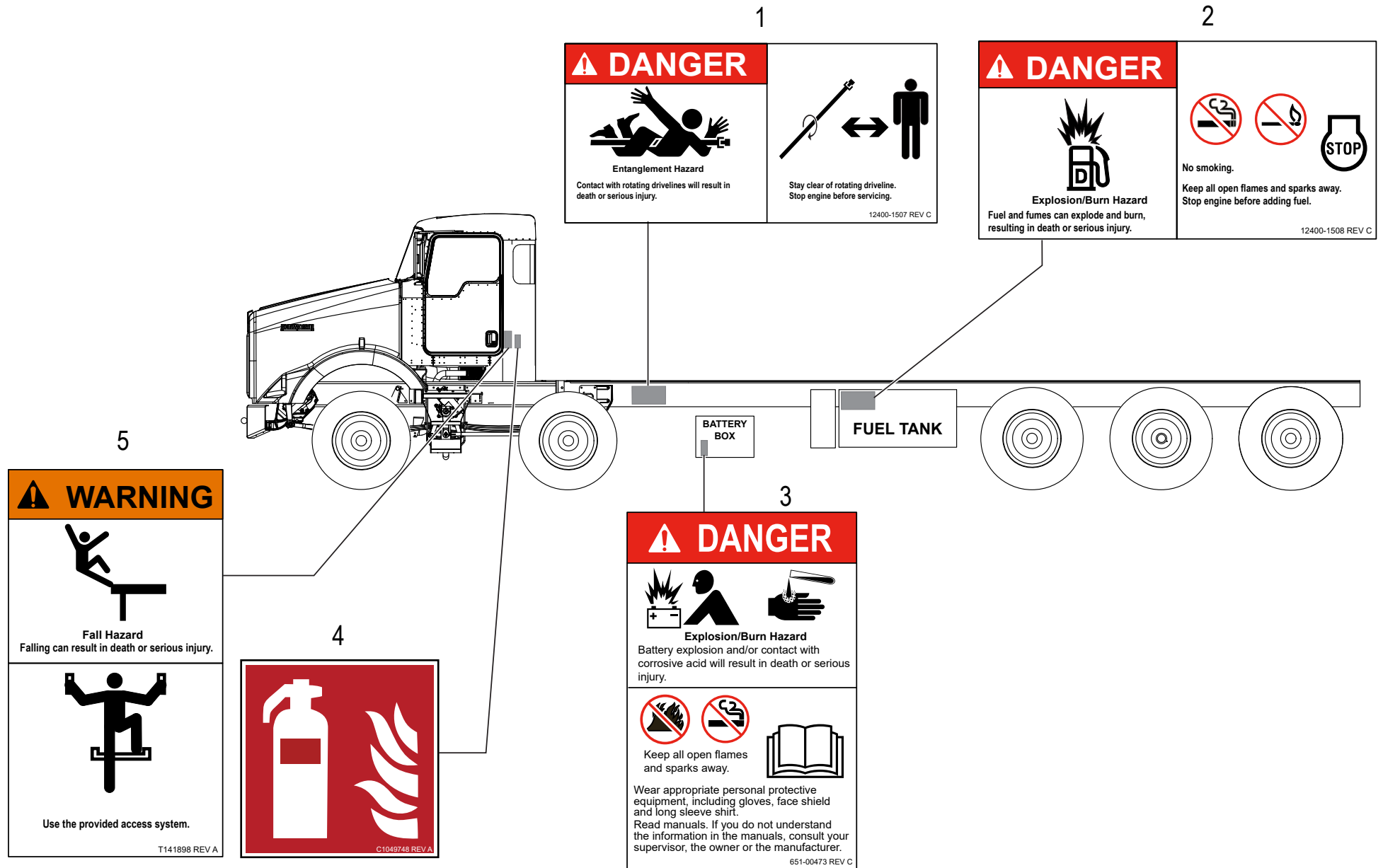
T144774 REV A



WHEN ORDERING PARTS, SPECIFY MODEL NUMBER, SERIAL NUMBER AND DESCRIPTION OF PARTS REQUIRED

ITEM	PART NUMBER	DESCRIPTION	QUANTITY	NOTES
	C1053990	60-150 CAB ANSI DECAL KIT		
4	T144774	DECAL, SEAT ARM	1	
5	C1053319	DECAL, WINDOW	1	
6	1035001	JOYSTICK CONTROL DECAL	1	

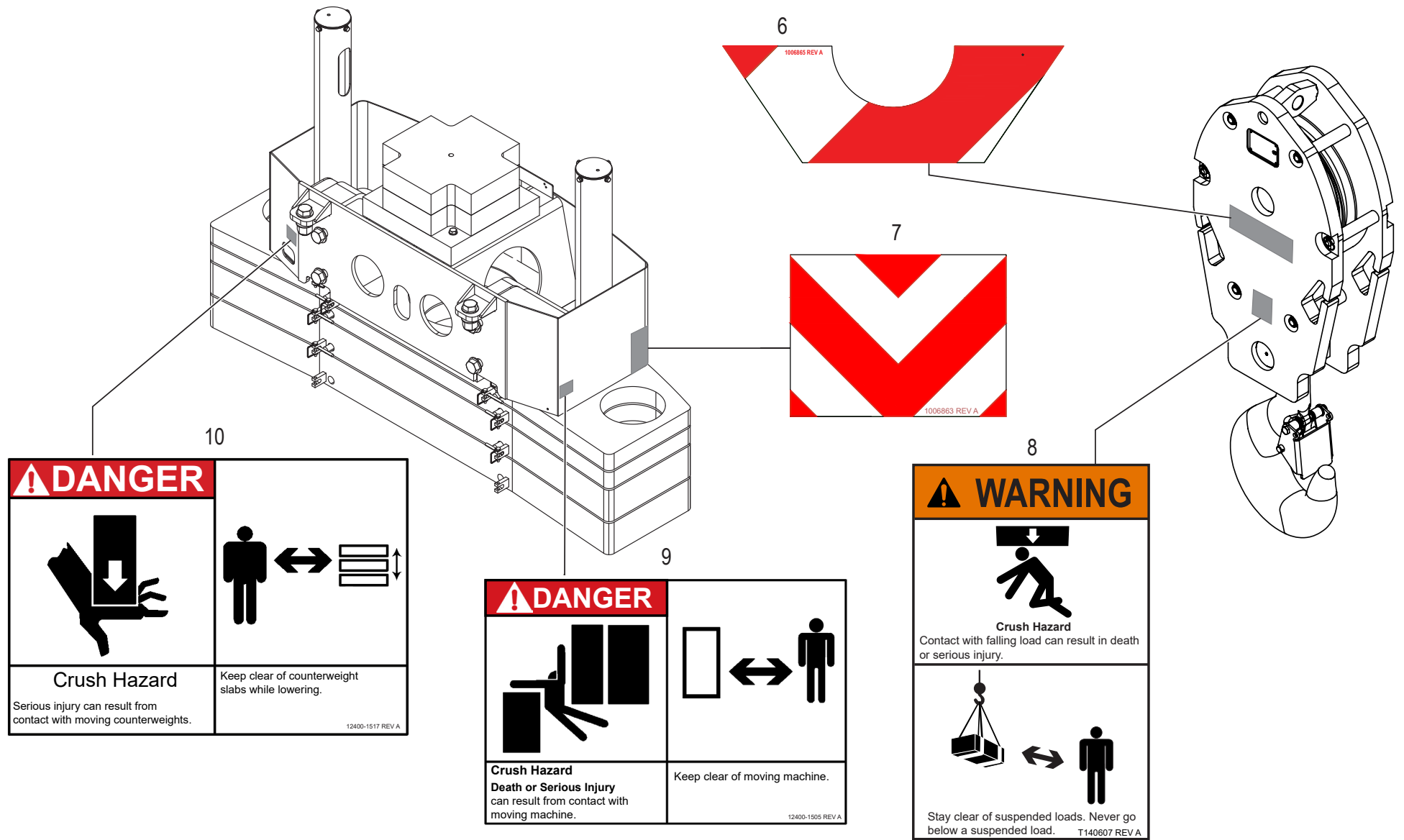
WHEN ORDERING PARTS, SPECIFY MODEL NUMBER, SERIAL NUMBER AND DESCRIPTION OF PARTS REQUIRED



WHEN ORDERING PARTS, SPECIFY MODEL NUMBER, SERIAL NUMBER AND DESCRIPTION OF PARTS REQUIRED

ITEM	PART NUMBER	DESCRIPTION	QUANTITY	NOTES
	C1054018	60-150 SUPER AND LOWER ANSI DECAL KIT		
1	12400-1507	DECAL, ENTANGLEMENT	1	Total 2 in SUPER AND LOWER ANSI DECAL KIT
2	12400-1508	DECAL, DIESEL EXPLOSION/BURN	1	
3	651-00473	DECAL, BATTERY DANGER	1	
4	C1049748	DECAL FIRE EXTINGUISHER	1	
5	T141898	DECAL, FALL HAZARD	1	Total 2 in SUPER AND LOWER ANSI DECAL KIT

WHEN ORDERING PARTS, SPECIFY MODEL NUMBER, SERIAL NUMBER AND DESCRIPTION OF PARTS REQUIRED



WHEN ORDERING PARTS, SPECIFY MODEL NUMBER, SERIAL NUMBER AND DESCRIPTION OF PARTS REQUIRED

ITEM	PART NUMBER	DESCRIPTION	QUANTITY	NOTES
	C1054018	60-150 SUPER AND LOWER ANSI DECAL KIT		
6	1006865	HOOK BLOCK DECAL	1	Total 2 in SUPER AND LOWER ANSI DECAL KIT
7	1006863	OUTRIGGER 18.00X13.50 DECAL	1	Total 2 in SUPER AND LOWER ANSI DECAL KIT
8	T140607	DECAL, CRUSH HAZARD, STAY CLEAR LOAD	1	Total 2 in SUPER AND LOWER ANSI DECAL KIT
9	12400-1505	DECAL, TAILSWING	1	Total 2 in SUPER AND LOWER ANSI DECAL KIT
10	12400-1517	DECAL, CRUSHING	1	

WHEN ORDERING PARTS, SPECIFY MODEL NUMBER, SERIAL NUMBER AND DESCRIPTION OF PARTS REQUIRED

11

WARNING

Crush Hazard
Contact with moving boom or turret can result in death or serious injury.

Stay clear of moving boom and turret.

651-00405 REV C

12

DANGER

Electrocution Hazard
Contact with electric power lines will result in death or serious injury.

Stay clear of machine.

C1053283 REV A

13

WARNING

Fall Hazard
Falling can result in death or serious injury.

Stay off crane boom/jib, load line, and hook.

651-00415 REV D

14

WARNING

Crush Hazard
Contact with falling load can result in death or serious injury.

Stay clear of suspended loads. Never go below a suspended load.

T139673 REV A

15

WARNING

Injection Hazard
Fluid escaping under pressure can penetrate skin and result in death or serious injury.

Relieve pressure before disconnecting hydraulic lines. Stay clear of leaks and pin holes. Use a piece of cardboard or wood to search for leaks. Do not use hand. Fluid injected into skin must be surgically removed within a few hours by a doctor familiar with this type of injury, or gangrene will result.

12400-1503 REV E

16

WARNING

Entanglement Hazard
Contact with moving load line can result in death or serious injury.

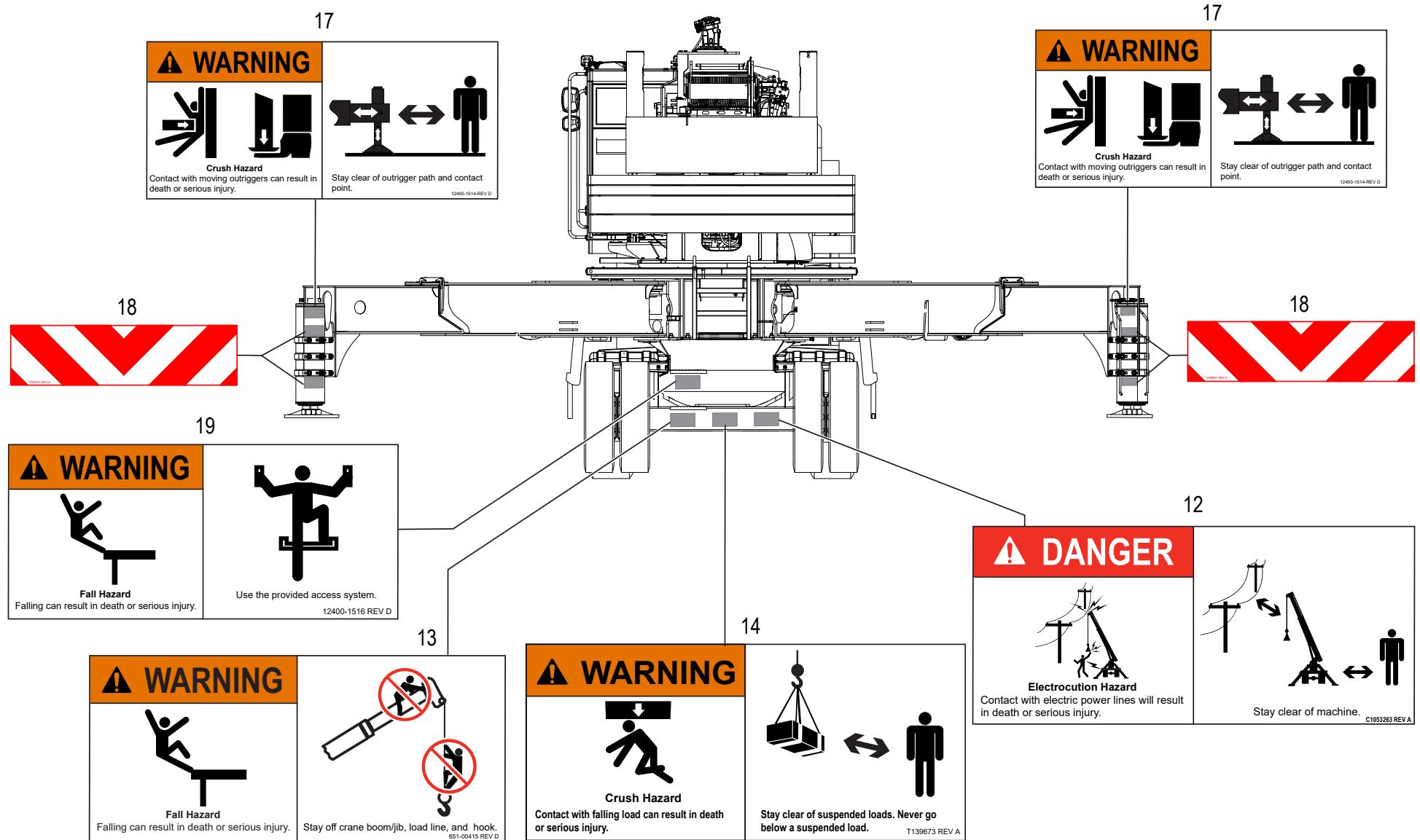
Keep hands clear of moving winch/load line.

651-00424 REV D

WHEN ORDERING PARTS, SPECIFY MODEL NUMBER, SERIAL NUMBER AND DESCRIPTION OF PARTS REQUIRED

ITEM	PART NUMBER	DESCRIPTION	QUANTITY	NOTES
	C1054018	60-150 SUPER AND LOWER ANSI DECAL KIT		
11	651-00425	DECAL-BM/TURRET CRUSH HAZARD	1	
12	C1053263	DECAL, ELECTROCUTION HAZ PERSON	1	Total 2 in SUPER AND LOWER ANSI DECAL KIT
13	651-00415	NO RIDE BOOM/JIB/LOAD	1	Total 4 in SUPER AND LOWER ANSI DECAL KIT
14	T139673	DECAL, CRUSH HAZARD, STAY CLEAR LOAD (HORZ)	1	Total 4 in SUPER AND LOWER ANSI DECAL KIT
15	12400-1503	DECAL, SKIN INJECTION HAZARD	1	
16	651-00424	LOADLINE CRUSH HAZARD WINCH	1	Total 2 in SUPER AND LOWER ANSI DECAL KIT

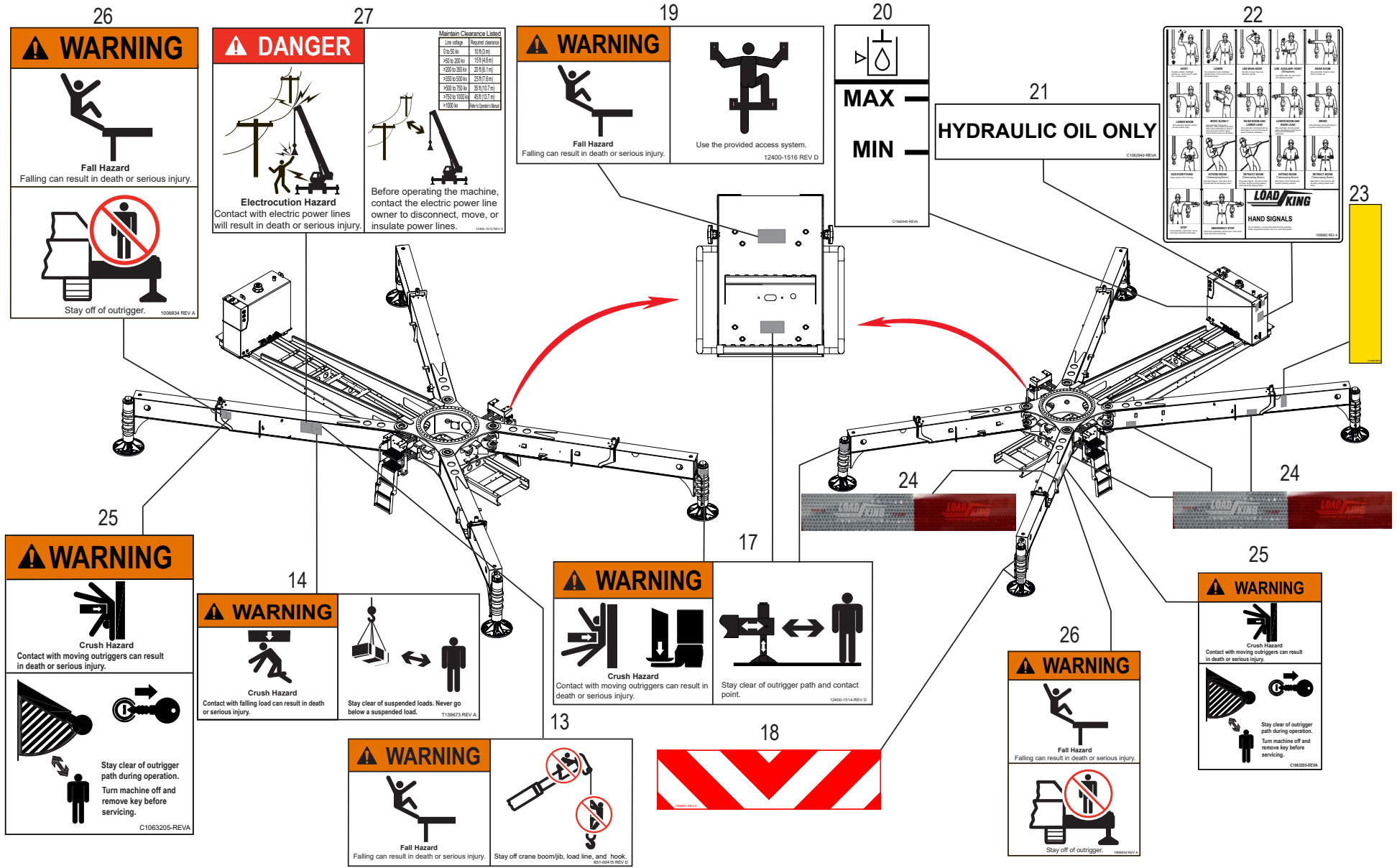
WHEN ORDERING PARTS, SPECIFY MODEL NUMBER, SERIAL NUMBER AND DESCRIPTION OF PARTS REQUIRED



WHEN ORDERING PARTS, SPECIFY MODEL NUMBER, SERIAL NUMBER AND DESCRIPTION OF PARTS REQUIRED

ITEM	PART NUMBER	DESCRIPTION	QUANTITY	NOTES
	C1054018	60-150 SUPER AND LOWER ANSI DECAL KIT		
17	12400-1514	DECAL, O/R CRUSH HAZARD	2	Total 6 in SUPER AND LOWER ANSI DECAL KIT
18	1006831	JACK CYLINDER STRIPE	4	Total 8 in SUPER AND LOWER ANSI DECAL KIT
19	12400-1516	DECAL, FALL HAZARD (HORZ)	1	Total 3 in SUPER AND LOWER ANSI DECAL KIT

WHEN ORDERING PARTS, SPECIFY MODEL NUMBER, SERIAL NUMBER AND DESCRIPTION OF PARTS REQUIRED



WHEN ORDERING PARTS, SPECIFY MODEL NUMBER, SERIAL NUMBER AND DESCRIPTION OF PARTS REQUIRED

ITEM	PART NUMBER	DESCRIPTION	QUANTITY	NOTES
	C1054018	60-150 SUPER AND LOWER ANSI DECAL KIT		
20	C1062940	DECAL HYDRAULIC OIL LEVEL	1	
21	C1062942	DECAL HYDRAULIC OIL ONLY	1	
22	1006862	CRANE HAND SIGNALS	1	Total 2 in SUPER AND LOWER ANSI DECAL KIT
23	714-0494	STRIPE, YELLOW	1	Total 4 in SUPER AND LOWER ANSI DECAL KIT
24	C1053326	LOAD KING LOGO REFLECTIVE TAPE	4	Total 8 in SUPER AND LOWER ANSI DECAL KIT
25	C1063205	DECAL, OUTRIGGER CRUSH-SWING	2	Total 4 in SUPER AND LOWER ANSI DECAL KIT
26	1006834	DECAL , FALL HAZARD OUTRIGGER BEAM	2	Total 4 in SUPER AND LOWER ANSI DECAL KIT
27	12400-1512	DECAL, ELECTROCUTION	1	Total 2 in SUPER AND LOWER ANSI DECAL KIT

WHEN ORDERING PARTS, SPECIFY MODEL NUMBER, SERIAL NUMBER AND DESCRIPTION OF PARTS REQUIRED

NON - ILLUSTRATED PAGE

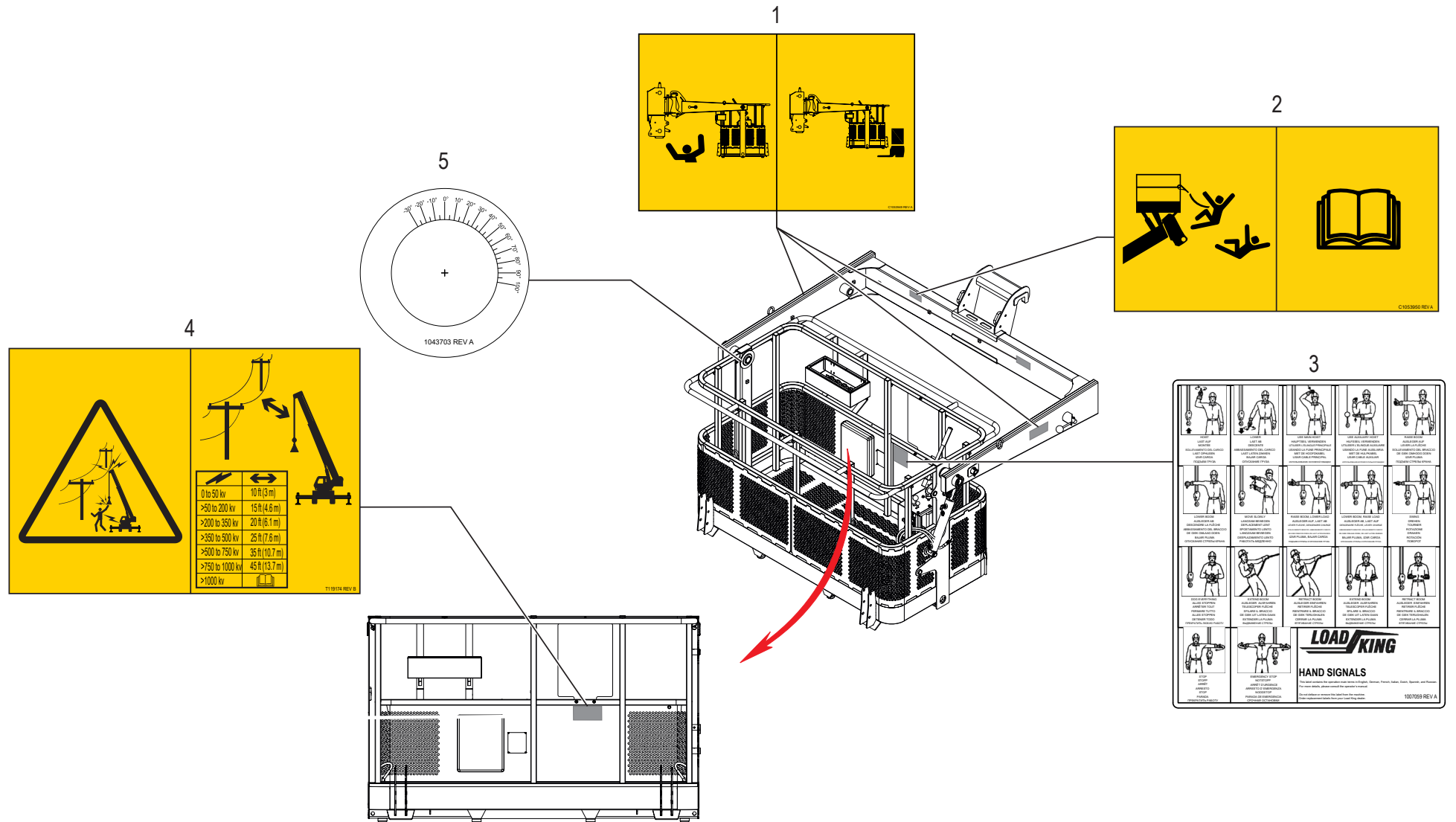
WHEN ORDERING PARTS, SPECIFY MODEL NUMBER, SERIAL NUMBER AND DESCRIPTION OF PARTS REQUIRED

60-150 ISO DECAL KIT

ITEM	PART NUMBER	DESCRIPTION	QUANTITY	NOTES
	C1055965	60-150 ISO DECAL KIT		
1	C1053947	MAN BASKET ISO DECAL KIT	1	SEE PAGE 58
2	C1053989	60-150 JIB ISO DECAL KIT	1	SEE PAGE 60
3	C1054292	60-150 STANDARD ISO DECAL KIT	1	SEE PAGE 62

WHEN ORDERING PARTS, SPECIFY MODEL NUMBER, SERIAL NUMBER AND DESCRIPTION OF PARTS REQUIRED

MAN BASKET ISO DECAL KIT

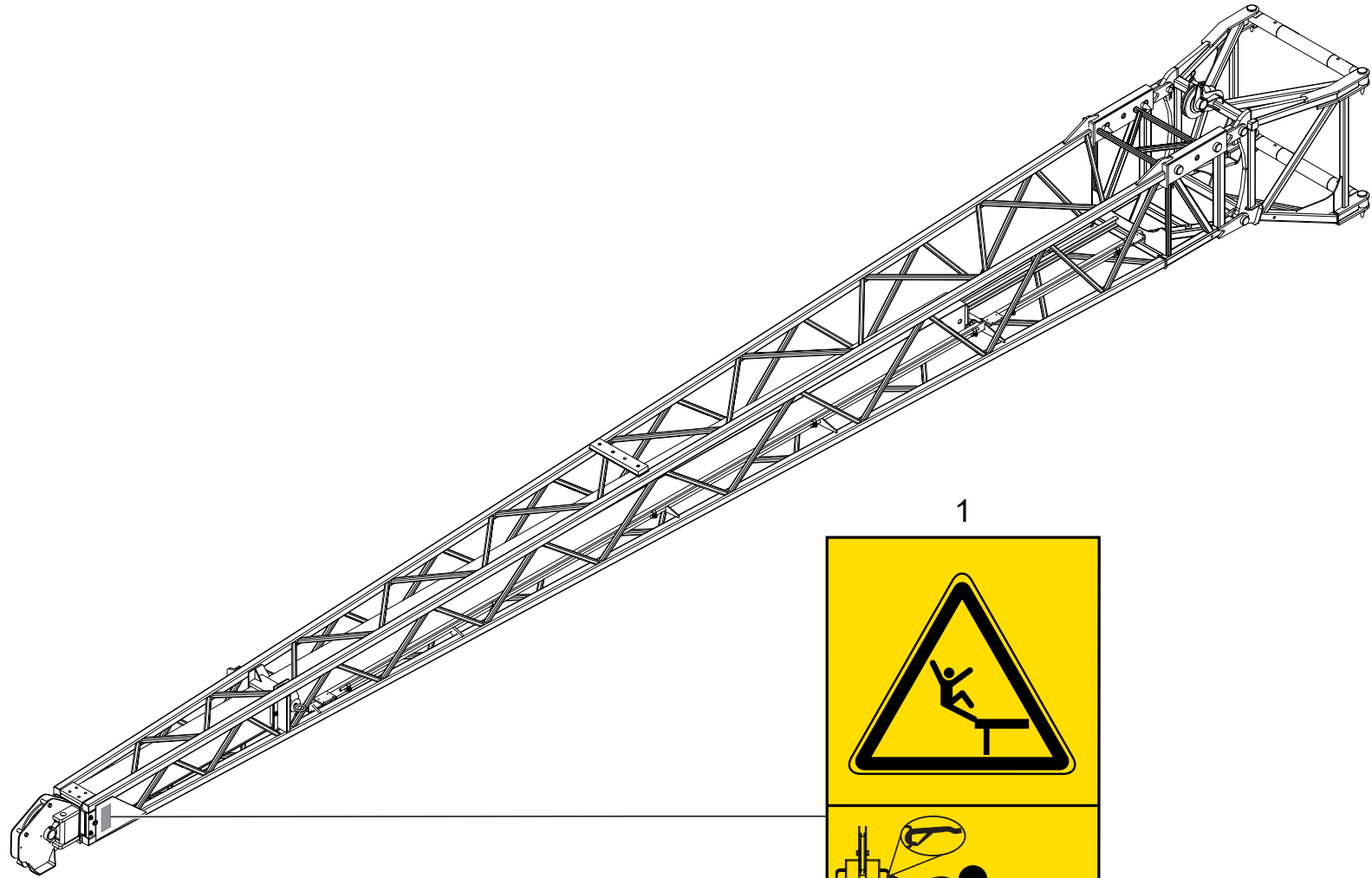


WHEN ORDERING PARTS, SPECIFY MODEL NUMBER, SERIAL NUMBER AND DESCRIPTION OF PARTS REQUIRED

MAN BASKET ISO DECAL KIT

ITEM	PART NUMBER	DESCRIPTION	QUANTITY	NOTES
	C1053947	MAN BASKET ISO DECAL KIT		
1	C1053949	DECAL, PLATFORM CRUSHING	3	
2	C1053950	DECAL, PLATFORM FALL HAZARD	2	Total 2 in MAN BASKET ISO DECAL KIT
3	1007059	CRANE-HAND-SIGNALS-DECAL	1	
4	T119174	DECAL, ELECTROCUTION	1	
5	1043703	PLATFORM ANGLE INDICATOR	1	

WHEN ORDERING PARTS, SPECIFY MODEL NUMBER, SERIAL NUMBER AND DESCRIPTION OF PARTS REQUIRED



WHEN ORDERING PARTS, SPECIFY MODEL NUMBER, SERIAL NUMBER AND DESCRIPTION OF PARTS REQUIRED

60-150 JIB ISO DECAL KIT

ITEM	PART NUMBER	DESCRIPTION	QUANTITY	NOTES
	C1053989	60-150 JIB ISO DECAL KIT		
1	T108960	INTERNATIONAL DECAL LANYARD HOOK LOCATION	1	Total 2 in JIB ISO DECAL KIT

WHEN ORDERING PARTS, SPECIFY MODEL NUMBER, SERIAL NUMBER AND DESCRIPTION OF PARTS REQUIRED

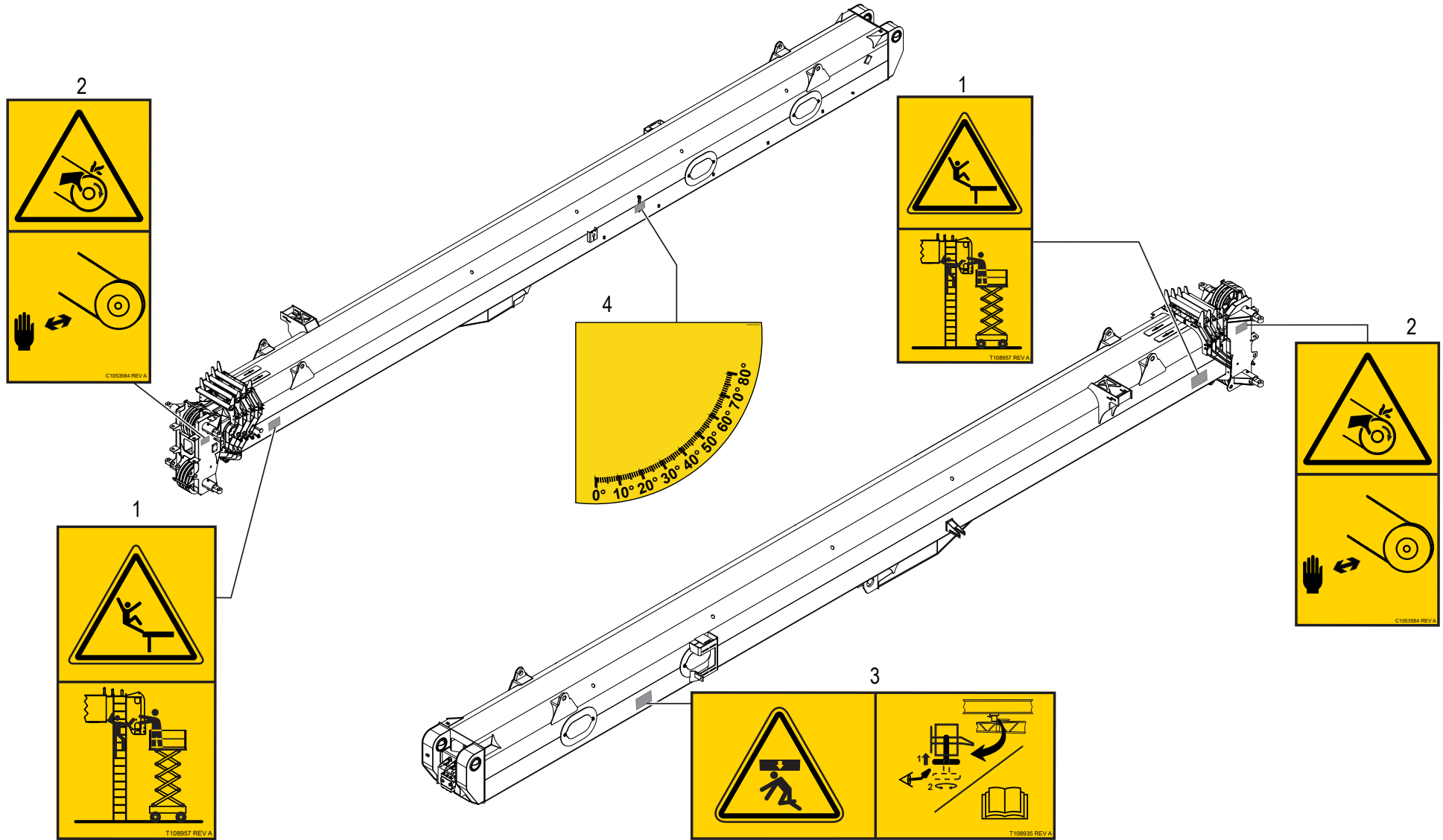
NON - ILLUSTRATED PAGE

WHEN ORDERING PARTS, SPECIFY MODEL NUMBER, SERIAL NUMBER AND DESCRIPTION OF PARTS REQUIRED

60-150 STANDARD ISO DECAL KIT

ITEM	PART NUMBER	DESCRIPTION	QUANTITY	NOTES
	C1054292	60-150 STANDARD ISO DECAL KIT		
1	C1053980	60-150 BOOM ISO DECAL KIT	1	SEE PAGE 64
2	C1053991	60-150 CAB ISO DECAL KIT	1	SEE PAGE 66
3	C1054019	60-150 SUPER AND LOWER ISO DECAL KIT	1	SEE PAGE 70

WHEN ORDERING PARTS, SPECIFY MODEL NUMBER, SERIAL NUMBER AND DESCRIPTION OF PARTS REQUIRED

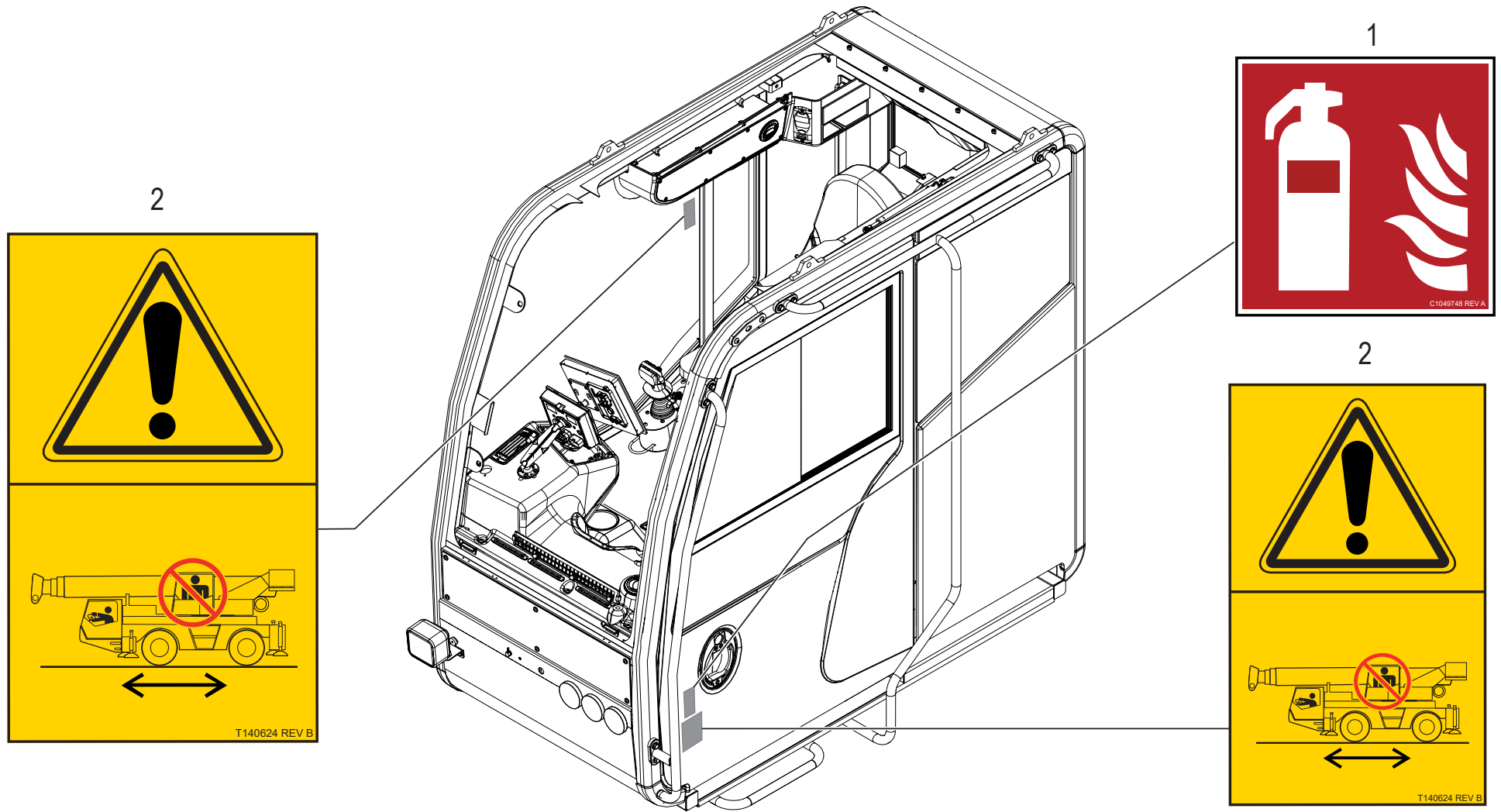


WHEN ORDERING PARTS, SPECIFY MODEL NUMBER, SERIAL NUMBER AND DESCRIPTION OF PARTS REQUIRED

60-150 BOOM ISO DECAL KIT

ITEM	PART NUMBER	DESCRIPTION	QUANTITY	NOTES
	C1053980	60-150 BOOM ISO DECAL KIT		
1	T108957	DECAL-SAFE ELEVATED ACCESS	2	
2	C1053584	ENTANGLEMENT HAZARD	2	
3	T108935	DECAL, JIB RETAINING PIN	1	
4	C1063204	BOOM ANGLE DECAL	1	

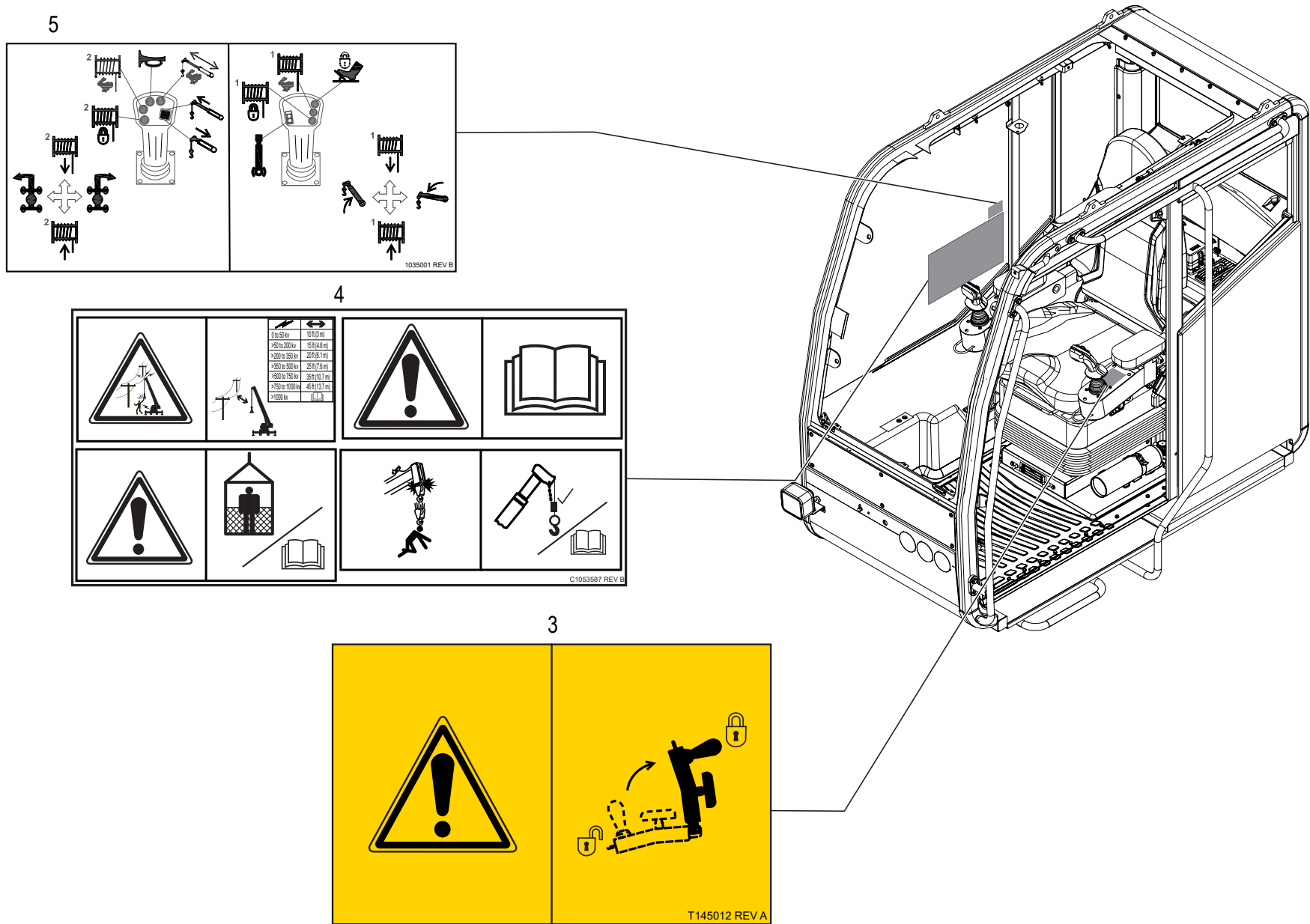
WHEN ORDERING PARTS, SPECIFY MODEL NUMBER, SERIAL NUMBER AND DESCRIPTION OF PARTS REQUIRED



WHEN ORDERING PARTS, SPECIFY MODEL NUMBER, SERIAL NUMBER AND DESCRIPTION OF PARTS REQUIRED

ITEM	PART NUMBER	DESCRIPTION	QUANTITY	NOTES
	C1053991	60-150 CAB ISO DECAL KIT		
1	C1049748	DECAL FIRE EXTINGUISHER	1	
2	T140624	DECAL, NO RIDE IN UPPER CAB	2	

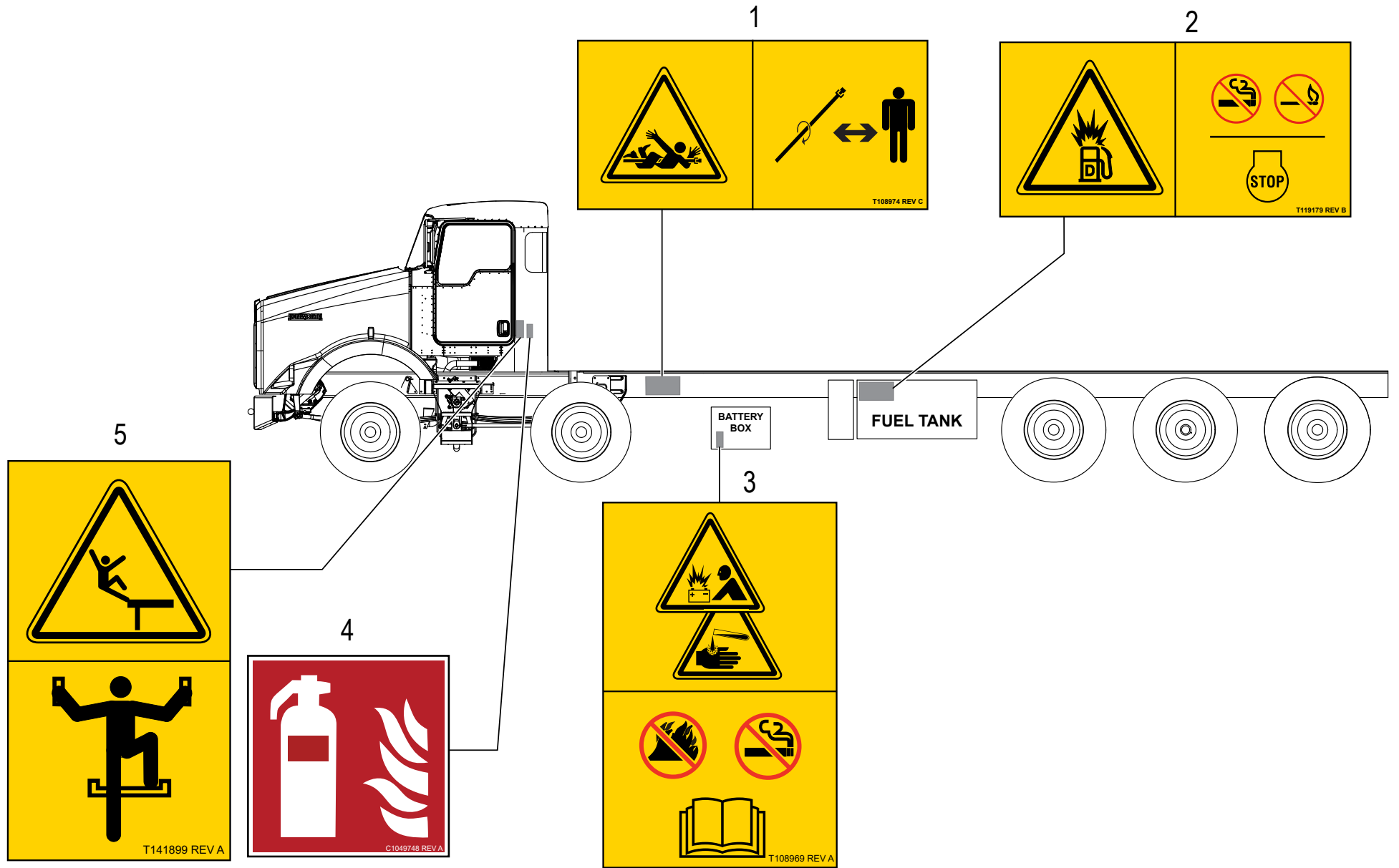
WHEN ORDERING PARTS, SPECIFY MODEL NUMBER, SERIAL NUMBER AND DESCRIPTION OF PARTS REQUIRED



WHEN ORDERING PARTS, SPECIFY MODEL NUMBER, SERIAL NUMBER AND DESCRIPTION OF PARTS REQUIRED

ITEM	PART NUMBER	DESCRIPTION	QUANTITY	NOTES
	C1053991	60-150 CAB ISO DECAL KIT		
3	T145012	DECAL, SEAT ARM	1	
4	C1053587	DECAL, WINDOW	1	
5	1035001	JOYSTICK CONTROL DECAL	1	

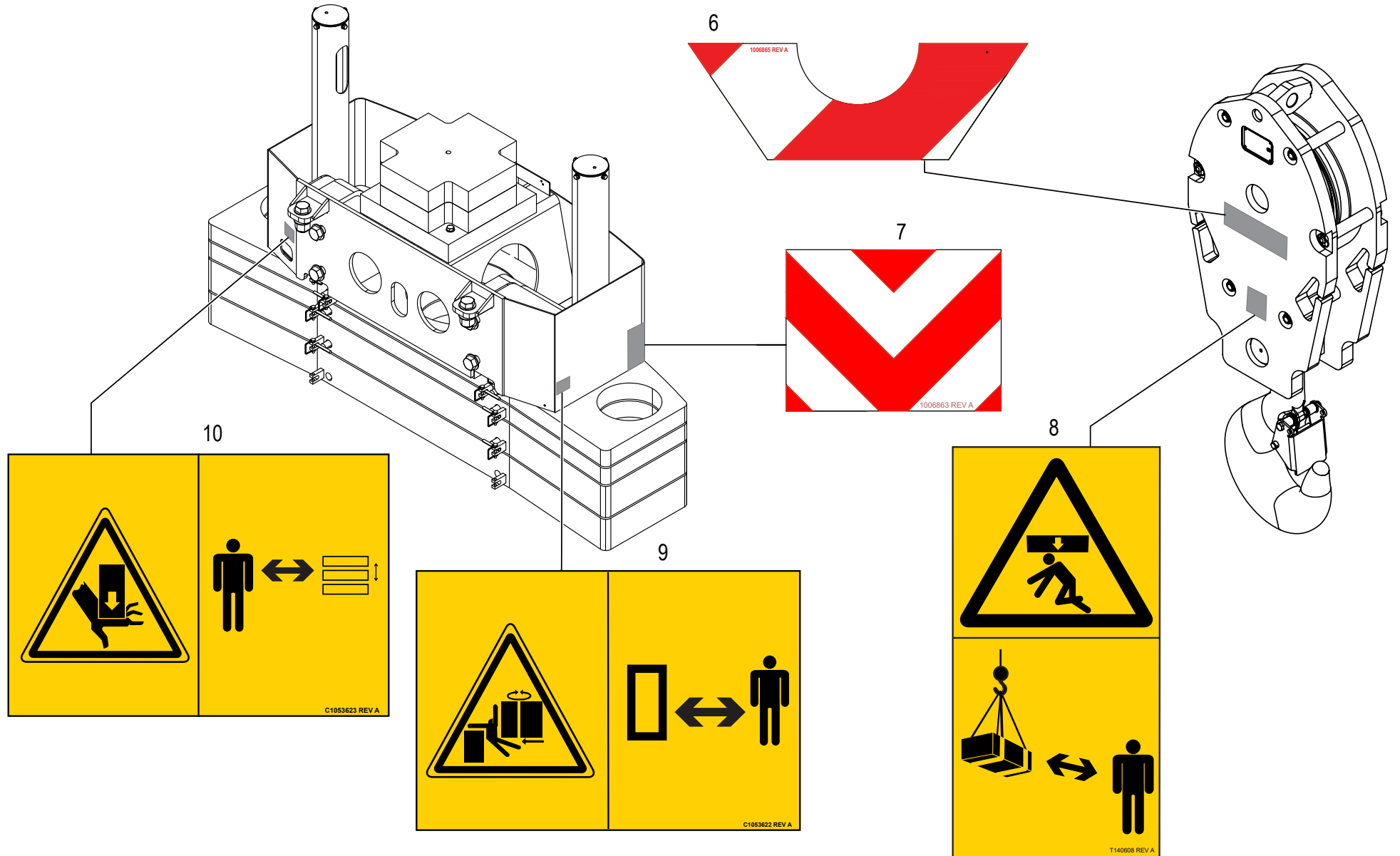
WHEN ORDERING PARTS, SPECIFY MODEL NUMBER, SERIAL NUMBER AND DESCRIPTION OF PARTS REQUIRED



WHEN ORDERING PARTS, SPECIFY MODEL NUMBER, SERIAL NUMBER AND DESCRIPTION OF PARTS REQUIRED

ITEM	PART NUMBER	DESCRIPTION	QUANTITY	NOTES
	C1054019	60-150 SUPER AND LOWER ISO DECAL KIT		
1	T108974	DECAL, ENTANGLEMENT	1	Total 2 in SUPER AND LOWER ISO DECAL KIT
2	T119179	DECAL, DIESEL EXPLOSION/BURN	1	
3	T108969	DECAL, BATTERY DANGER	1	
4	C1049748	DECAL FIRE EXTINGUISHER	1	
5	T141899	DECAL, FALL HAZARD	1	Total 2 in SUPER AND LOWER ISO DECAL KIT

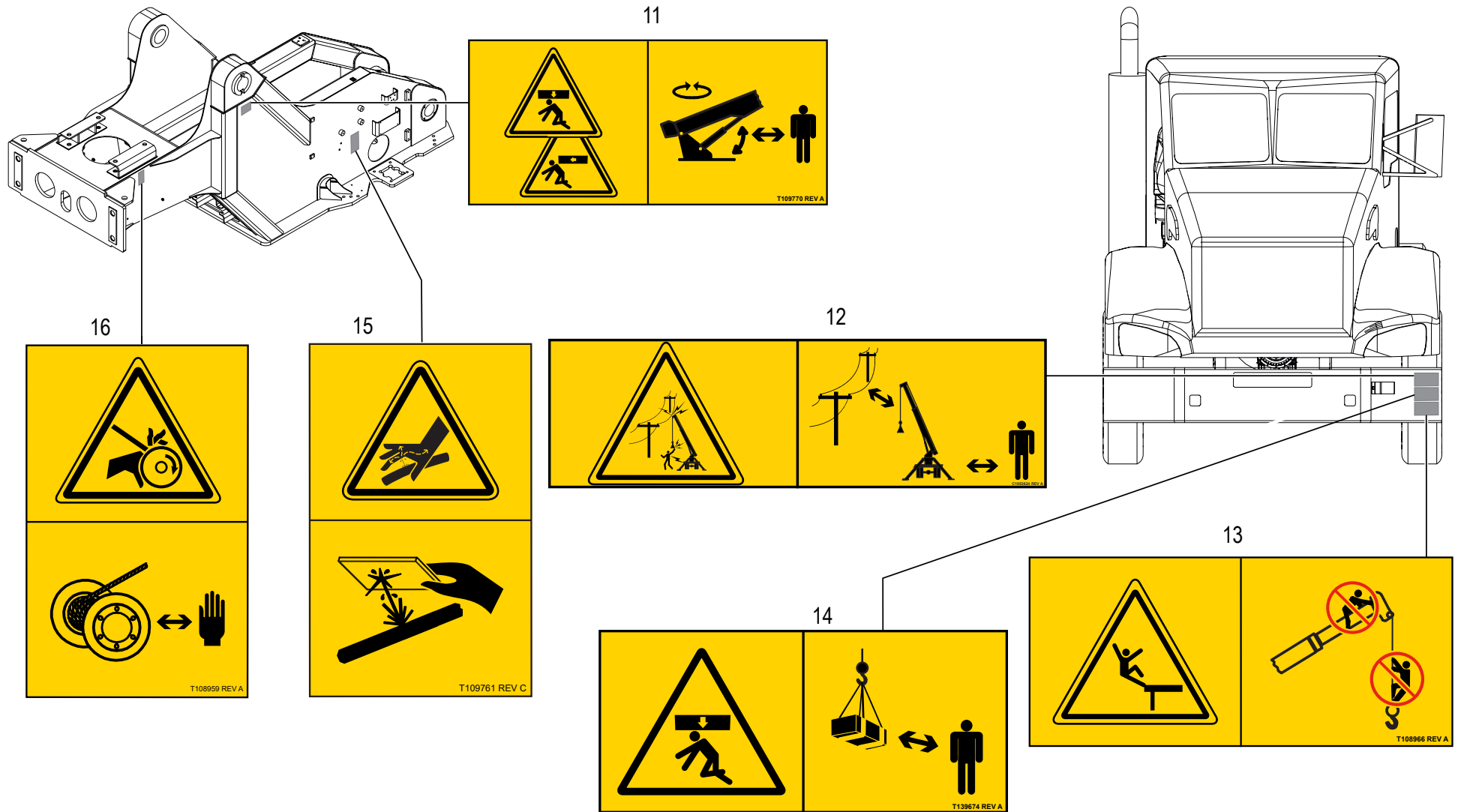
WHEN ORDERING PARTS, SPECIFY MODEL NUMBER, SERIAL NUMBER AND DESCRIPTION OF PARTS REQUIRED



WHEN ORDERING PARTS, SPECIFY MODEL NUMBER, SERIAL NUMBER AND DESCRIPTION OF PARTS REQUIRED

ITEM	PART NUMBER	DESCRIPTION	QUANTITY	NOTES
	C1054019	60-150 SUPER AND LOWER ISO DECAL KIT		
6	1006865	HOOK BLOCK DECAL	1	Total 2 in SUPER AND LOWER ISO DECAL KIT
7	1006863	OUTRIGGER 18.00X13.50 DECAL	1	Total 2 in SUPER AND LOWER ISO DECAL KIT
8	T140608	DECAL, CRUSH HAZARD, STAY CLEAR LOAD	1	Total 2 in SUPER AND LOWER ISO DECAL KIT
9	C1053622	DECAL, TAILSWING	1	Total 2 in SUPER AND LOWER ISO DECAL KIT
10	C1053623	DECAL, CRUSHING	1	

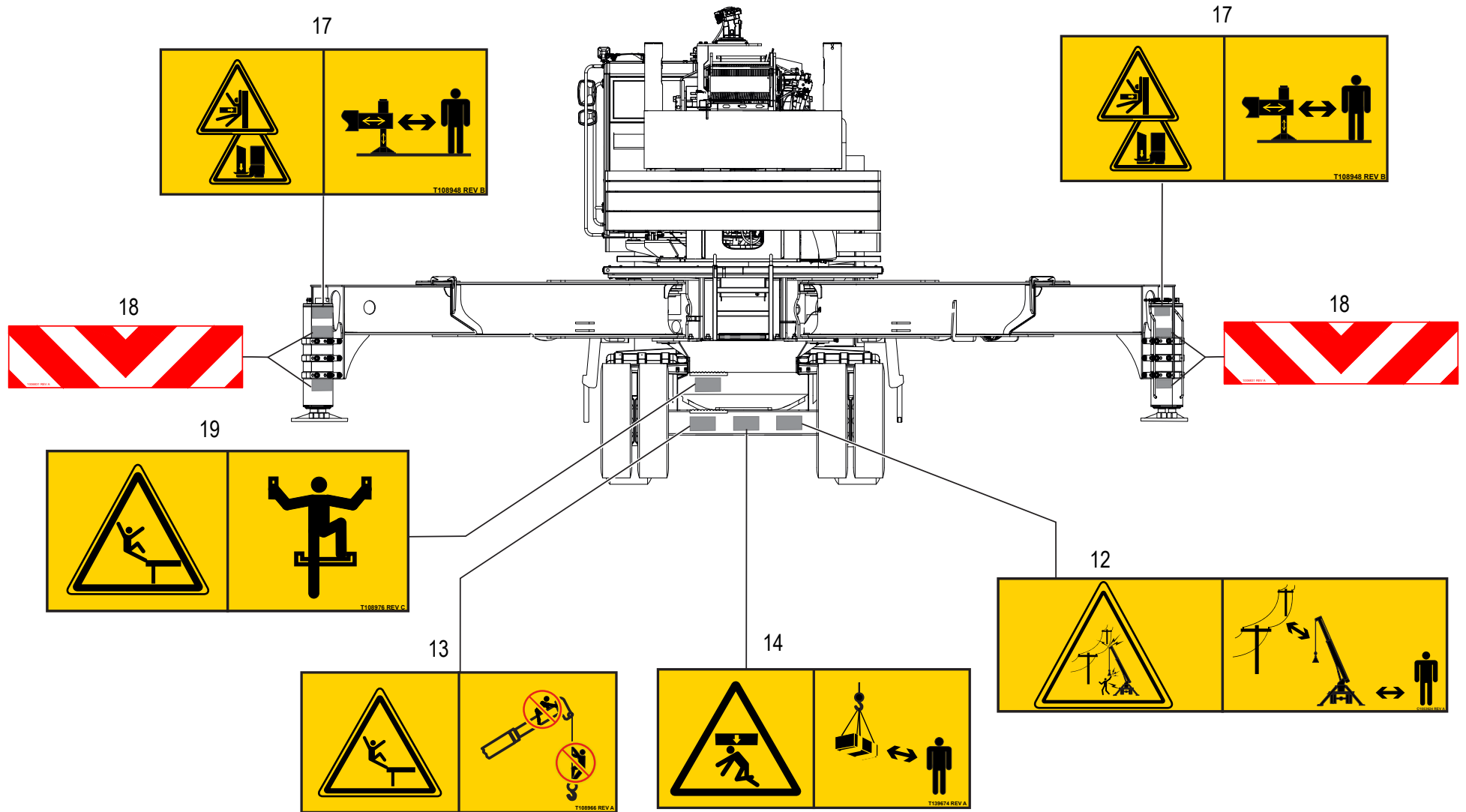
WHEN ORDERING PARTS, SPECIFY MODEL NUMBER, SERIAL NUMBER AND DESCRIPTION OF PARTS REQUIRED



WHEN ORDERING PARTS, SPECIFY MODEL NUMBER, SERIAL NUMBER AND DESCRIPTION OF PARTS REQUIRED

ITEM	PART NUMBER	DESCRIPTION	QUANTITY	NOTES
	C1054019	60-150 SUPER AND LOWER ISO DECAL KIT		
11	T109770	DECAL-BM/TURRET CRUSH HAZARD	1	
12	C1053624	DECAL, ELECTROCUTION HAZ PERSON	1	Total 2 in SUPER AND LOWER ISO DECAL KIT
13	T108966	NO RIDE BOOM/JIB/LOAD	1	Total 4 in SUPER AND LOWER ISO DECAL KIT
14	T139674	DECAL, CRUSH HAZARD, STAY CLEAR LOAD (HORZ)	1	Total 4 in SUPER AND LOWER ISO DECAL KIT
15	T109761	DECAL, SKIN INJECTION HAZARD	1	
16	T108959	LOADLINE CRUSH HAZARD WINCH	1	Total 2 in SUPER AND LOWER ISO DECAL KIT

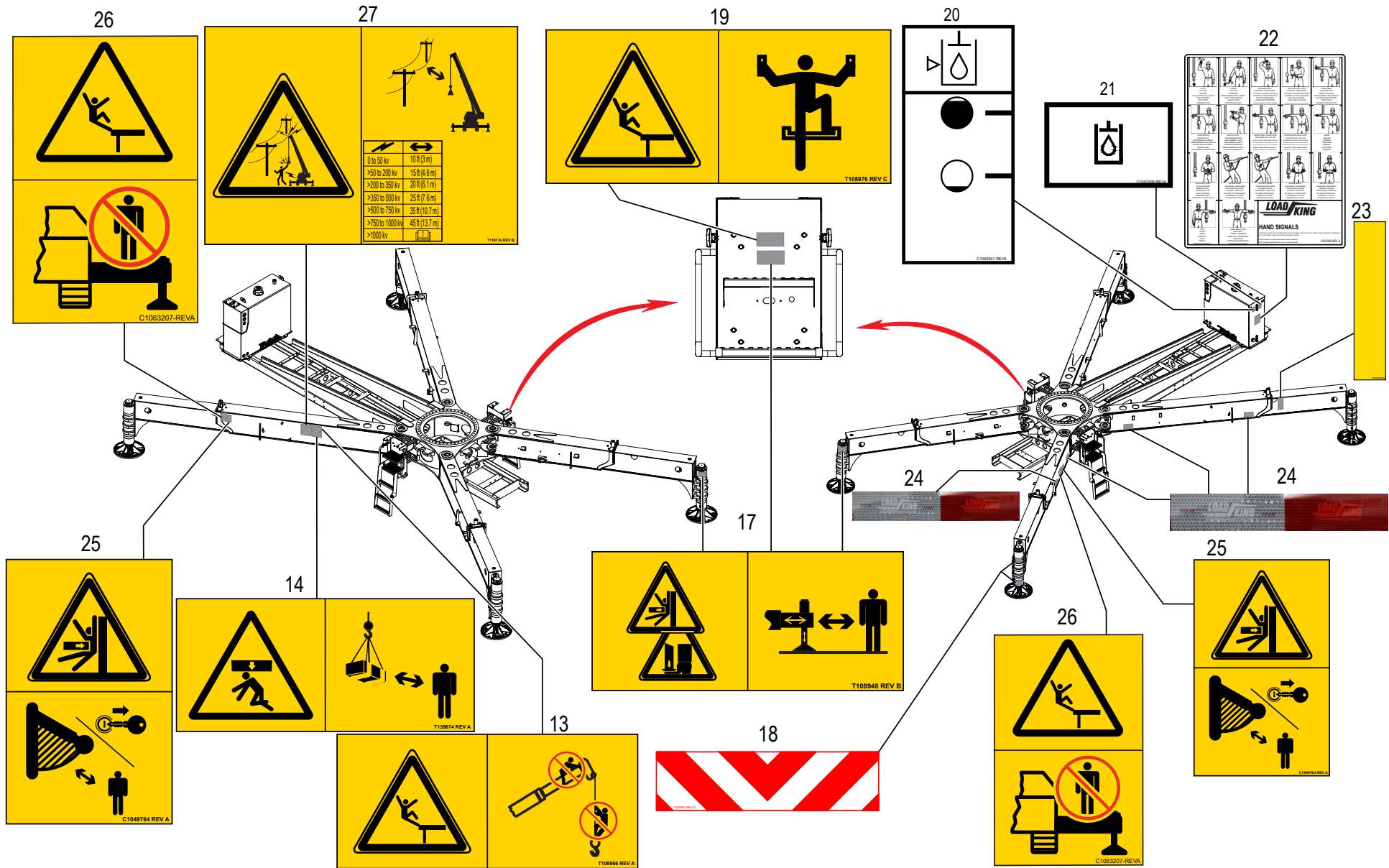
WHEN ORDERING PARTS, SPECIFY MODEL NUMBER, SERIAL NUMBER AND DESCRIPTION OF PARTS REQUIRED



WHEN ORDERING PARTS, SPECIFY MODEL NUMBER, SERIAL NUMBER AND DESCRIPTION OF PARTS REQUIRED

ITEM	PART NUMBER	DESCRIPTION	QUANTITY	NOTES
	C1054019	60-150 SUPER AND LOWER ISO DECAL KIT		
17	T108948	DECAL, O/R CRUSH HAZARD	2	Total 6 in SUPER AND LOWER ISO DECAL KIT
18	1006831	JACK CYLINDER STRIPE	4	Total 8 in SUPER AND LOWER ISO DECAL KIT
19	T108976	DECAL, FALL HAZARD (HORZ)	1	Total 3 in SUPER AND LOWER ISO DECAL KIT

WHEN ORDERING PARTS, SPECIFY MODEL NUMBER, SERIAL NUMBER AND DESCRIPTION OF PARTS REQUIRED



WHEN ORDERING PARTS, SPECIFY MODEL NUMBER, SERIAL NUMBER AND DESCRIPTION OF PARTS REQUIRED

ITEM	PART NUMBER	DESCRIPTION	QUANTITY	NOTES
	C1054019	60-150 SUPER AND LOWER ISO DECAL KIT		
20	C1062941	DECAL HYDRAULIC OIL LEVEL	1	
21	C1063206	DECAL OIL LEVEL	1	
22	1007059	CRANE HAND SIGNALS	1	Total 2 in SUPER AND LOWER ISO DECAL KIT
23	714-0494	STRIPE, YELLOW	1	Total 4 in SUPER AND LOWER ISO DECAL KIT
24	C1053326	LOAD KING LOGO REFLECTIVE TAPE	2	Total 8 in SUPER AND LOWER ISO DECAL KIT
25	C1049764	DECAL, OUTRIGGER CRUSH-SWING	2	Total 4 in SUPER AND LOWER ISO DECAL KIT
26	C1063207	DECAL , FALL HAZARD OUTRIGGER BEAM	2	Total 4 in SUPER AND LOWER ISO DECAL KIT
27	T119174	DECAL, ELECTROCUTION	1	Total 2 in SUPER AND LOWER ISO DECAL KIT

WHEN ORDERING PARTS, SPECIFY MODEL NUMBER, SERIAL NUMBER AND DESCRIPTION OF PARTS REQUIRED

NON - ILLUSTRATED PAGE

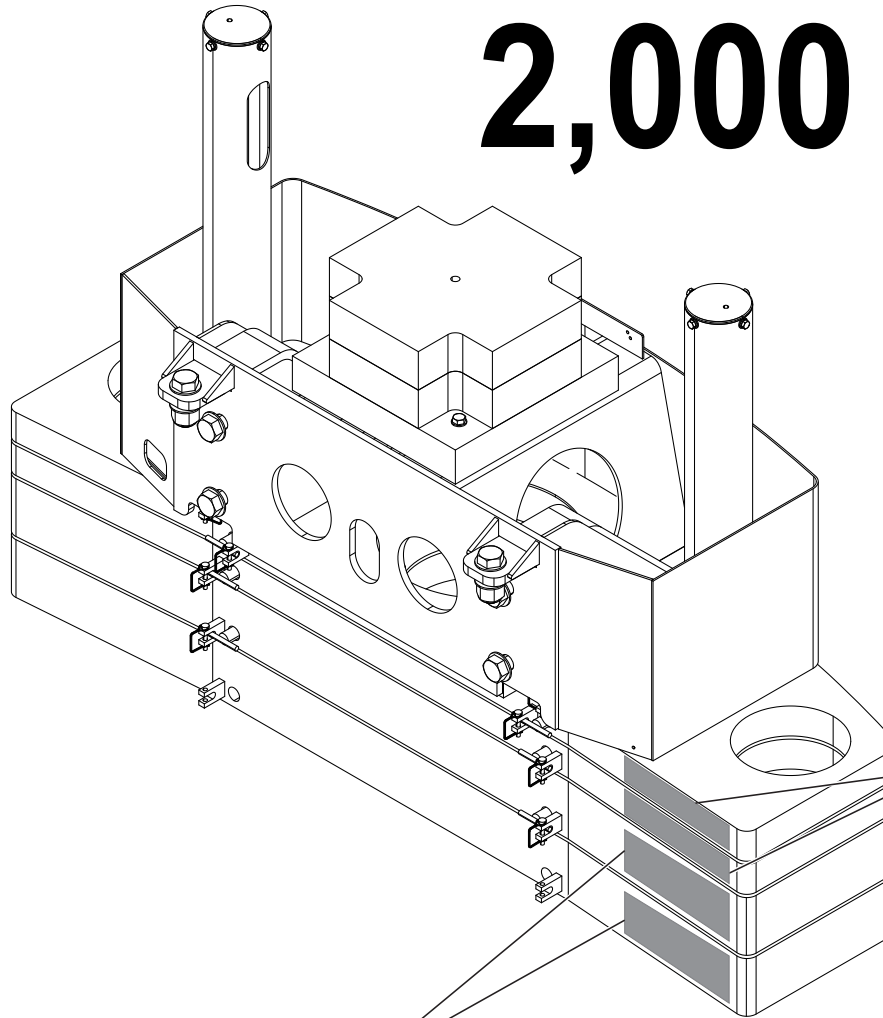
WHEN ORDERING PARTS, SPECIFY MODEL NUMBER, SERIAL NUMBER AND DESCRIPTION OF PARTS REQUIRED

60-150 COUNTER WEIGHT MARKING

ITEM	PART NUMBER	DESCRIPTION	QUANTITY	NOTES
	C1054024	60-150 COUNTER WEIGHT MARKING		
1	C1054296	60-150 COUNTERWEIGHT DECAL KIT IMPERIAL	1	SEE PAGE 82

WHEN ORDERING PARTS, SPECIFY MODEL NUMBER, SERIAL NUMBER AND DESCRIPTION OF PARTS REQUIRED

2,000 LBS



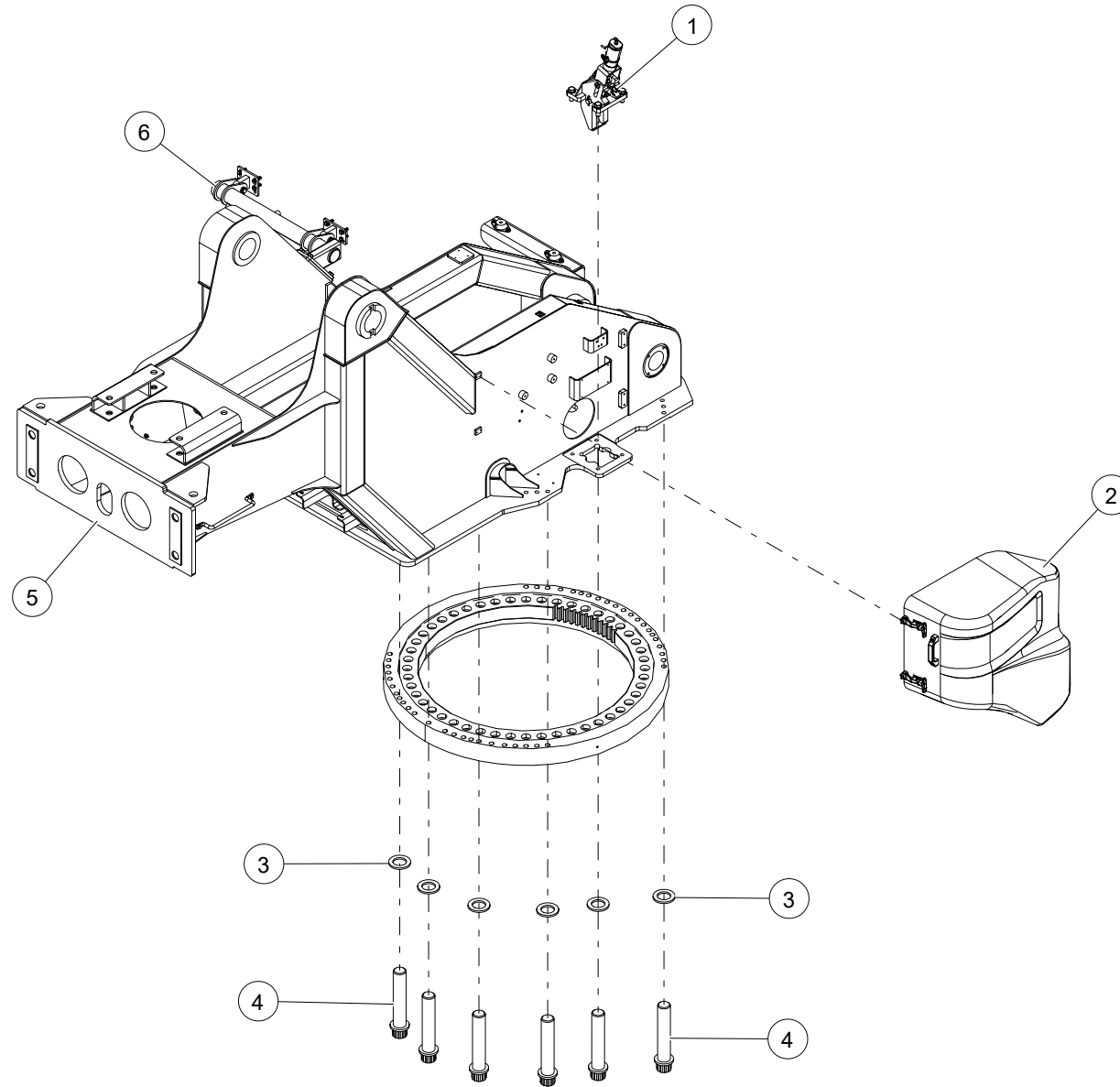
4,000 LBS

WHEN ORDERING PARTS, SPECIFY MODEL NUMBER, SERIAL NUMBER AND DESCRIPTION OF PARTS REQUIRED

60-150 COUNTERWEIGHT DECAL KIT IMPERIAL

ITEM	PART NUMBER	DESCRIPTION	QUANTITY	NOTES
	C1054296	60-150 COUNTERWEIGHT DECAL KIT IMPERIAL		
1	12400-985	DECAL, 2000 LBS. T775	2	
2	12400-986	DECAL, 4000 LBS. T775	2	

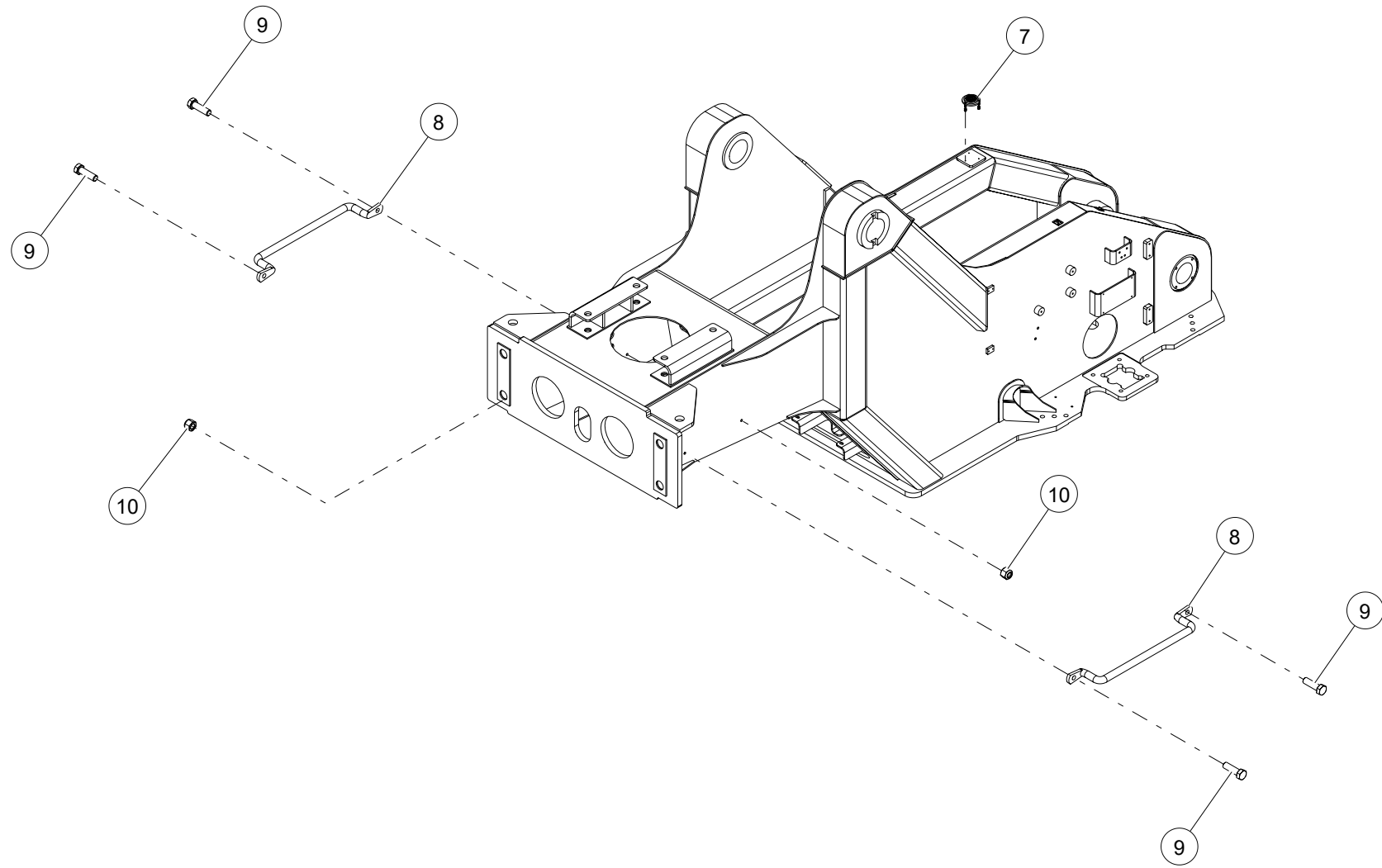
WHEN ORDERING PARTS, SPECIFY MODEL NUMBER, SERIAL NUMBER AND DESCRIPTION OF PARTS REQUIRED



WHEN ORDERING PARTS, SPECIFY MODEL NUMBER, SERIAL NUMBER AND DESCRIPTION OF PARTS REQUIRED

ITEM	PART NUMBER	DESCRIPTION	QUANTITY	NOTES
	1029833	SUPERSTRUCTURE INSTALLATION		
1	C1046970	SWING LOCK ASSEMBLY	1	SEE PAGE 88
2	1038708	SUPERSTRUCTURE COVER INSTALL	1	SEE PAGE 92
3	1209-61	WASHER,HRD, 0.875 Z	6	Total 44 in SUPERSTRUCTURE INSTALLATION
4	FHCS-C875E009R0	FERRY HEAD CAP SCREW, 7/8-9 X 5 LEN, NF	6	Total 44 in SUPERSTRUCTURE INSTALLATION
5	1024502	60150 TURRET	1	
6	1029847	CAB MOUNT ASS'Y	1	SEE PAGE 96

WHEN ORDERING PARTS, SPECIFY MODEL NUMBER, SERIAL NUMBER AND DESCRIPTION OF PARTS REQUIRED

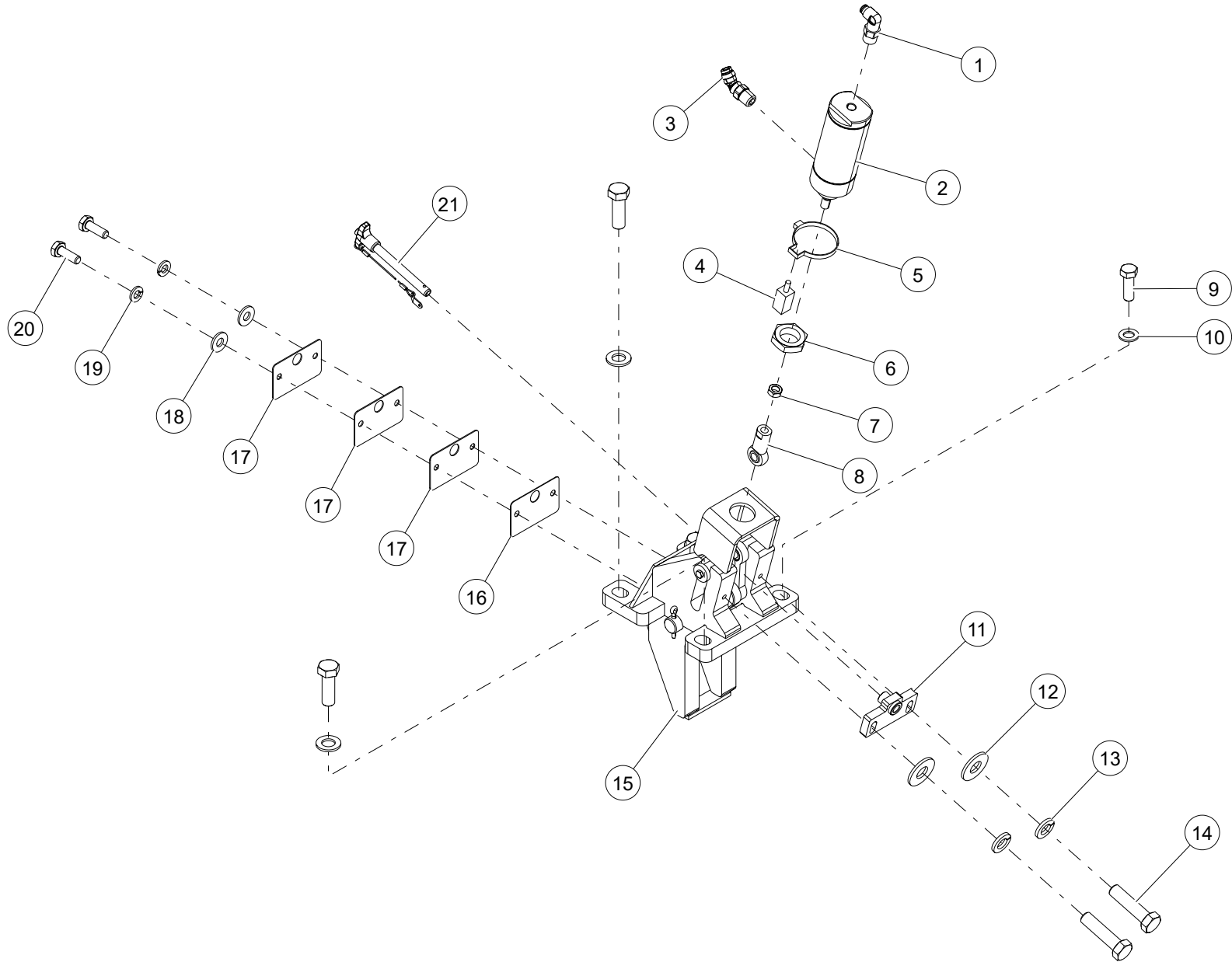


WHEN ORDERING PARTS, SPECIFY MODEL NUMBER, SERIAL NUMBER AND DESCRIPTION OF PARTS REQUIRED

ITEM	PART NUMBER	DESCRIPTION	QUANTITY	NOTES
	1029833	SUPERSTRUCTURE INSTALLATION		
7	C1045161	BUBBLE LEVEL WITH BUMPERS	1	
8	209-00444	HANDLE	2	
9	HHCS-C375A255Z0	HEX HEAD CAP SCREW, 3/8-16 X 1 1/4 LEN, GR5, ZN	4	
10	NUT3-C3750005Z0	NYLON LOCK NUT, 3/8-16, GR5, ZN	4	

WHEN ORDERING PARTS, SPECIFY MODEL NUMBER, SERIAL NUMBER AND DESCRIPTION OF PARTS REQUIRED

SWING LOCK ASSEMBLY



WHEN ORDERING PARTS, SPECIFY MODEL NUMBER, SERIAL NUMBER AND DESCRIPTION OF PARTS REQUIRED

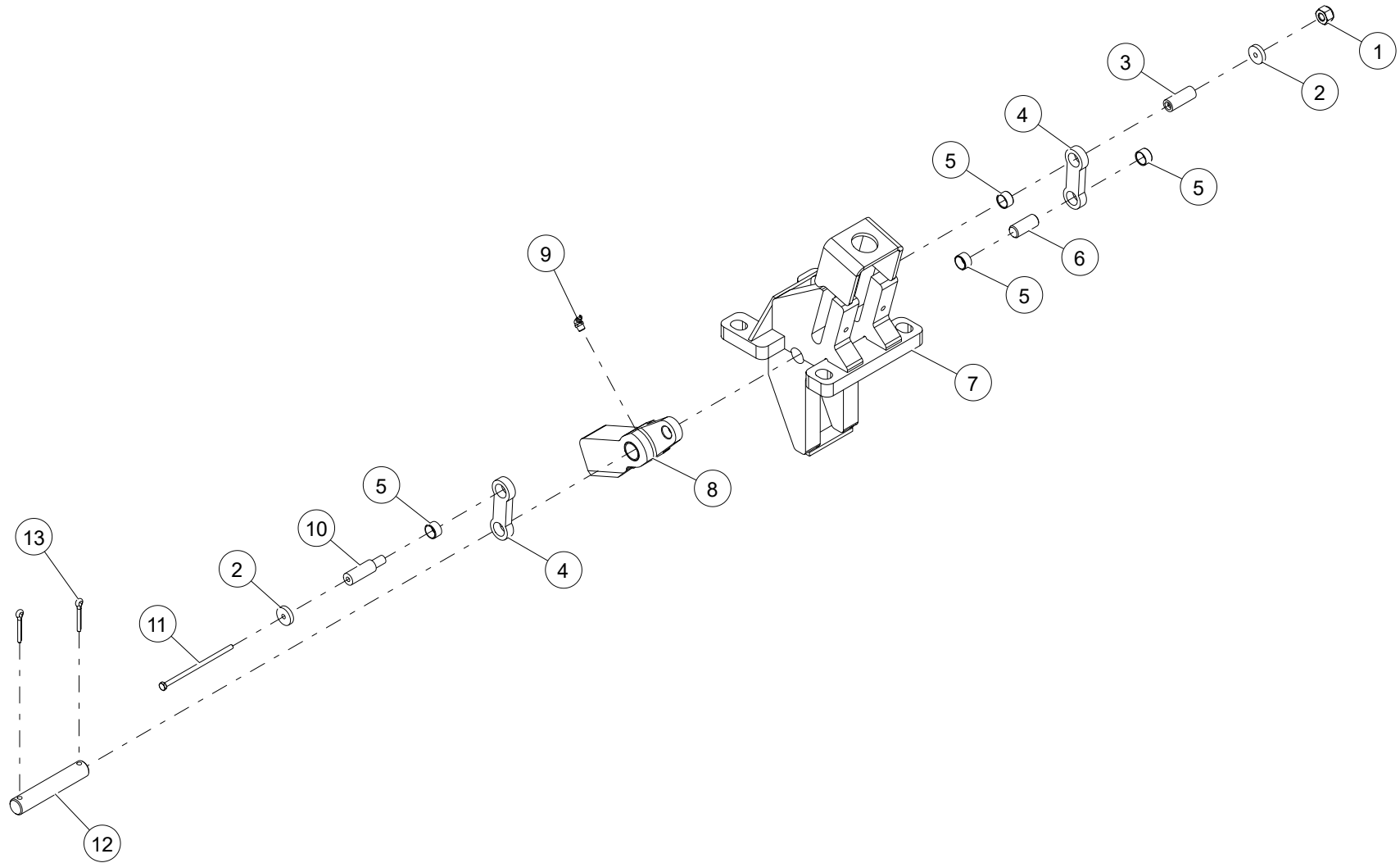
SWING LOCK ASSEMBLY

ITEM	PART NUMBER	DESCRIPTION	QUANTITY	NOTES
	C1046970	SWING LOCK ASSEMBLY		
1	T118090	ELBOW,90,PTC, -4 TUBE -4 PIPE	1	
2	718-0819	CYLINDER	1	
3	T145521	ELBOW, 45, MNPT-4/PTC-4	1	
4	714A1471	ASSY REED SWITCH	1	
5	718-0880	CLAMP 2-1/2 IN BORE	1	
6	718-0820	NUT, MOUNTING 13/8-12UNF	1	
7	NUT2-F5000005Z0	HEX JAM NUT, 1/2-20, GR5, ZN	1	
8	422-3024	ROD END	1	
9	HHCS-C750B258M0	HEX HEAD CAP SCREW, 3/4-10 X 2 1/4 LEN, GR8, MA	4	
10	WSH1-X7500008Z0	WASHER, 3/4, GR8, ZN	4	
11	1041453	ASSY, PLATE, STOP PIN	1	
12	WSH1-X3750008Z0	WASHER, FLAT, 3/8, ZINC (0.406 X 0.812 X 0.062)	2	
13	WSH4-X3750008Z0	SPIRAL LOCK WASHER, 3/8, GR8, ZN	2	
14	HHCS-C375A508Z0	HEX HEAD CAP SCREW, 3/8-16 X 1 1/2 LEN, GR8, ZN	2	
15	C1046971	HOUSE LOCK ASSY	1	SEE PAGE 90
16	718-0967	SHIM - 20 GA	1	
17	718-0968	SHIM - 16 GA	3	
18	WSH1-X2500008Z0	WASHER, 1/4, GR8, ZN	2	
19	WSH4-X2500008Z0	SPIRAL LOCK WASHER, 1/4, GR8, ZN	2	
20	HHCS-C2507505Z0	HEX HEAD CAP SCREW, 1/4-20 X 3/4 LEN, GR5, ZN	2	
21	1040222	PIN, T-HANDLE, LOCKING, QUICK RELEASE	1	
22*	1266-1	LOOM, 9/32 (1/4")	30IN	
23*	32Z890D102	WIRE TIE TY 1 1.25D X 5.5L X .14	5	

* ITEM NOT SHOWN IN THE ILLUSTRATION

WHEN ORDERING PARTS, SPECIFY MODEL NUMBER, SERIAL NUMBER AND DESCRIPTION OF PARTS REQUIRED

HOUSE LOCK ASSEMBLY

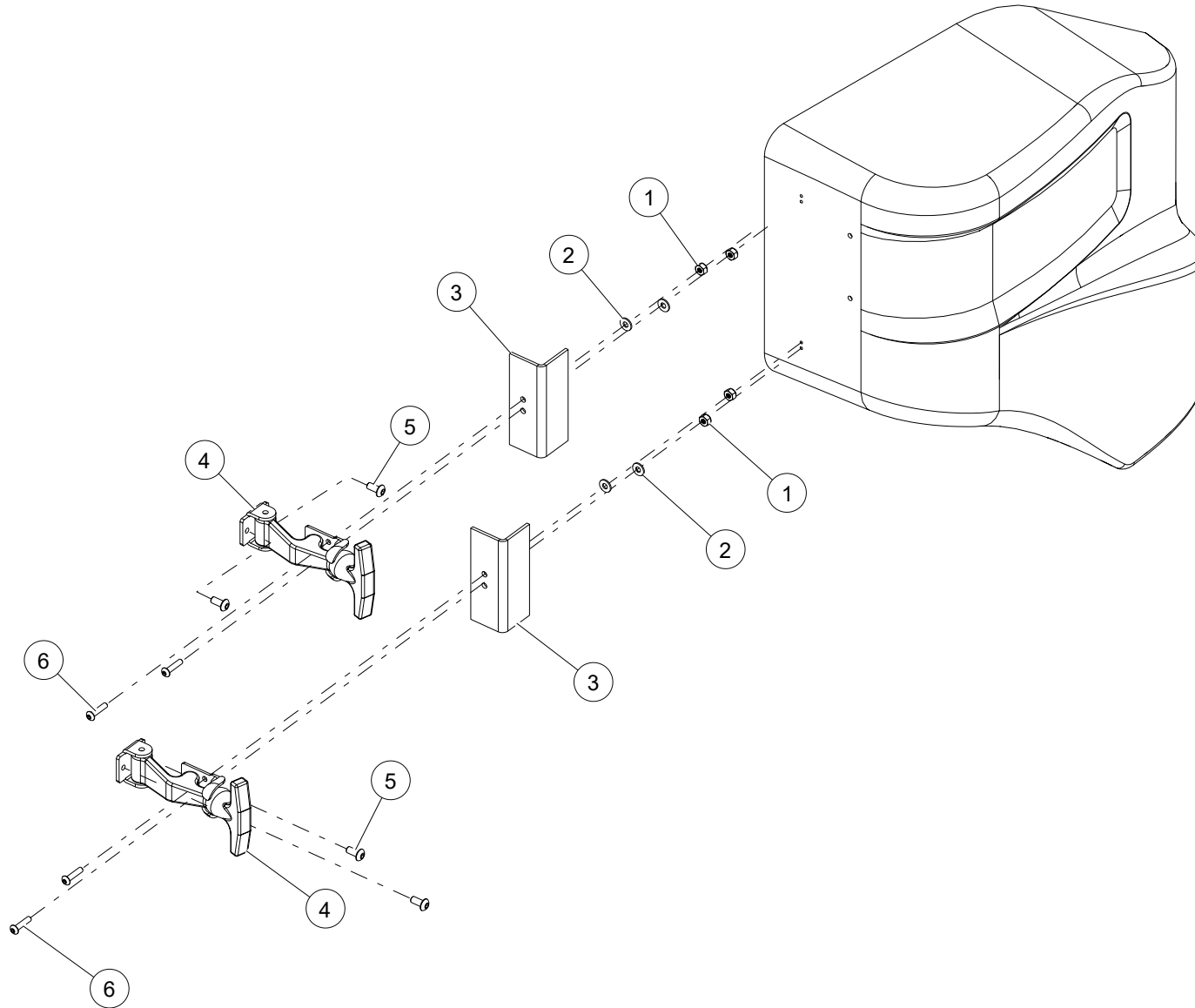


WHEN ORDERING PARTS, SPECIFY MODEL NUMBER, SERIAL NUMBER AND DESCRIPTION OF PARTS REQUIRED

HOUSE LOCK ASSEMBLY

ITEM	PART NUMBER	DESCRIPTION	QUANTITY	NOTES
	C1046971	HOUSE LOCK ASSEMBLY		
1	NUT3-C2500005Z0	NYLON LOCK NUT, 1/4-20, GR5, ZN	1	
2	717-0899	SLUG	2	
3	718-0826	PIN	1	
4	1040224	LINK, SWIVEL	2	
5	717-0893	BUSHING	4	
6	717-0896	PIN	1	
7	718F0961	MOUNT - HOUSE LOCK	1	
8	1040225	LOCK DOG ASSEMBLY	1	
9	1213-4	1/8 NPT ZERK 65DEG	1	
10	718-0825	PIN	1	
11	HHCS-C250E505Z0	HEX HEAD CAP SCREW, 1/4-20 X 5 1/2 LEN, GR5	1	
12	708-0182	PIN	1	
13	PIN3-X250A50XZ0	COTTER PIN, 1/4 DIA X 1 1/2 LEN, ZINC	2	

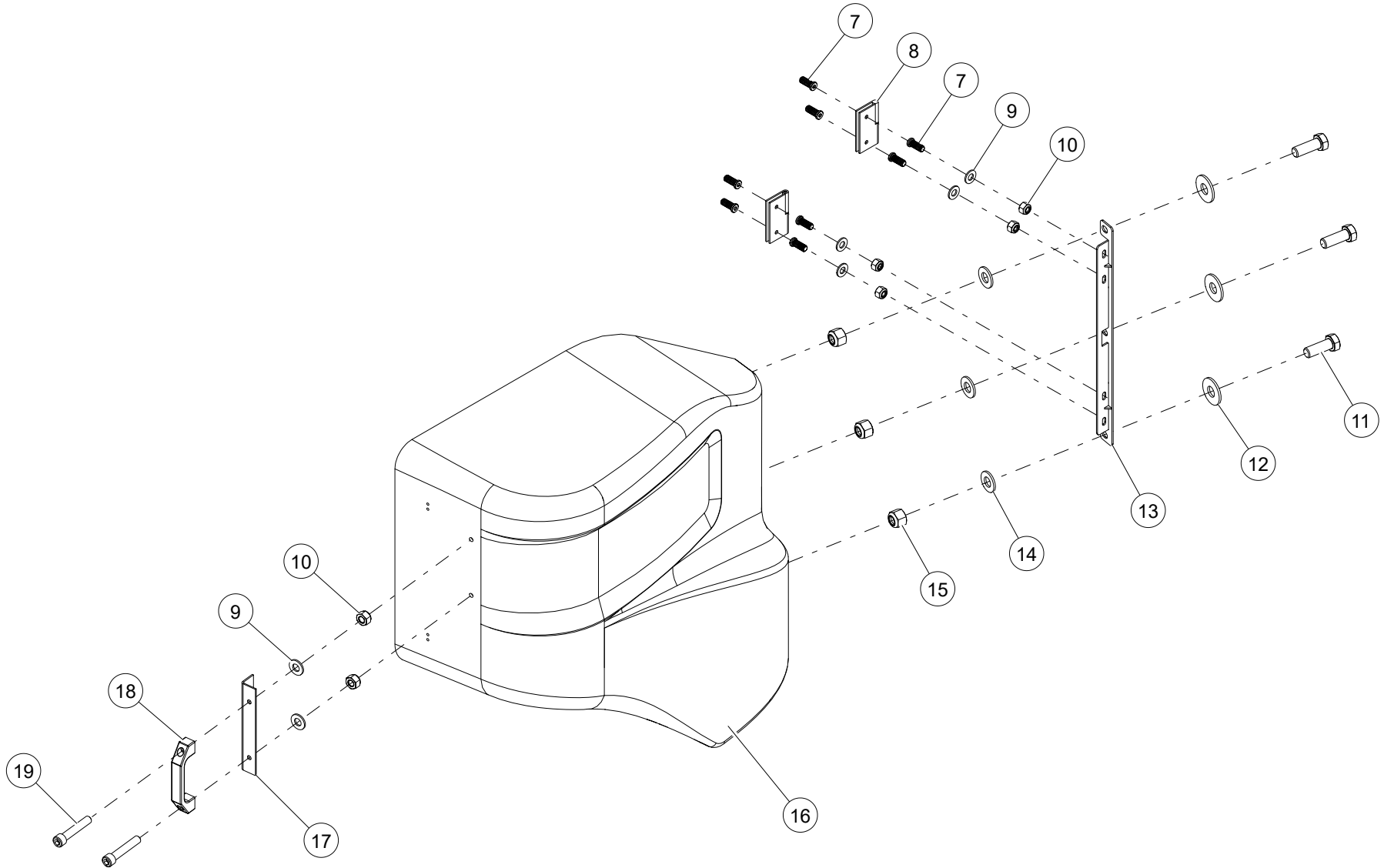
WHEN ORDERING PARTS, SPECIFY MODEL NUMBER, SERIAL NUMBER AND DESCRIPTION OF PARTS REQUIRED



WHEN ORDERING PARTS, SPECIFY MODEL NUMBER, SERIAL NUMBER AND DESCRIPTION OF PARTS REQUIRED

ITEM	PART NUMBER	DESCRIPTION	QUANTITY	NOTES
	1038708	SUPERSTRUCTURE COVER INSTALLTION		
1	NUT3-C190000M05Z0	NYLON-INSERT LOCK NUT, 5/16-24	4	
2	WSH2-X1900008Z0	SAE WASHER, #10, GR8, ZN	4	
3	1034403	PLATE, LATCH RETAINER	2	
4	1034390	LATCH, DRAW	2	
5	SH03-C190438BB0	SHCS BUTTON HEAD, 10-24 X 7/16 LEN, BO	4	
6	SH03-C190875BB0	SHCS BUTTON HEAD, 10-24 X 7/8 LEN, BO	4	

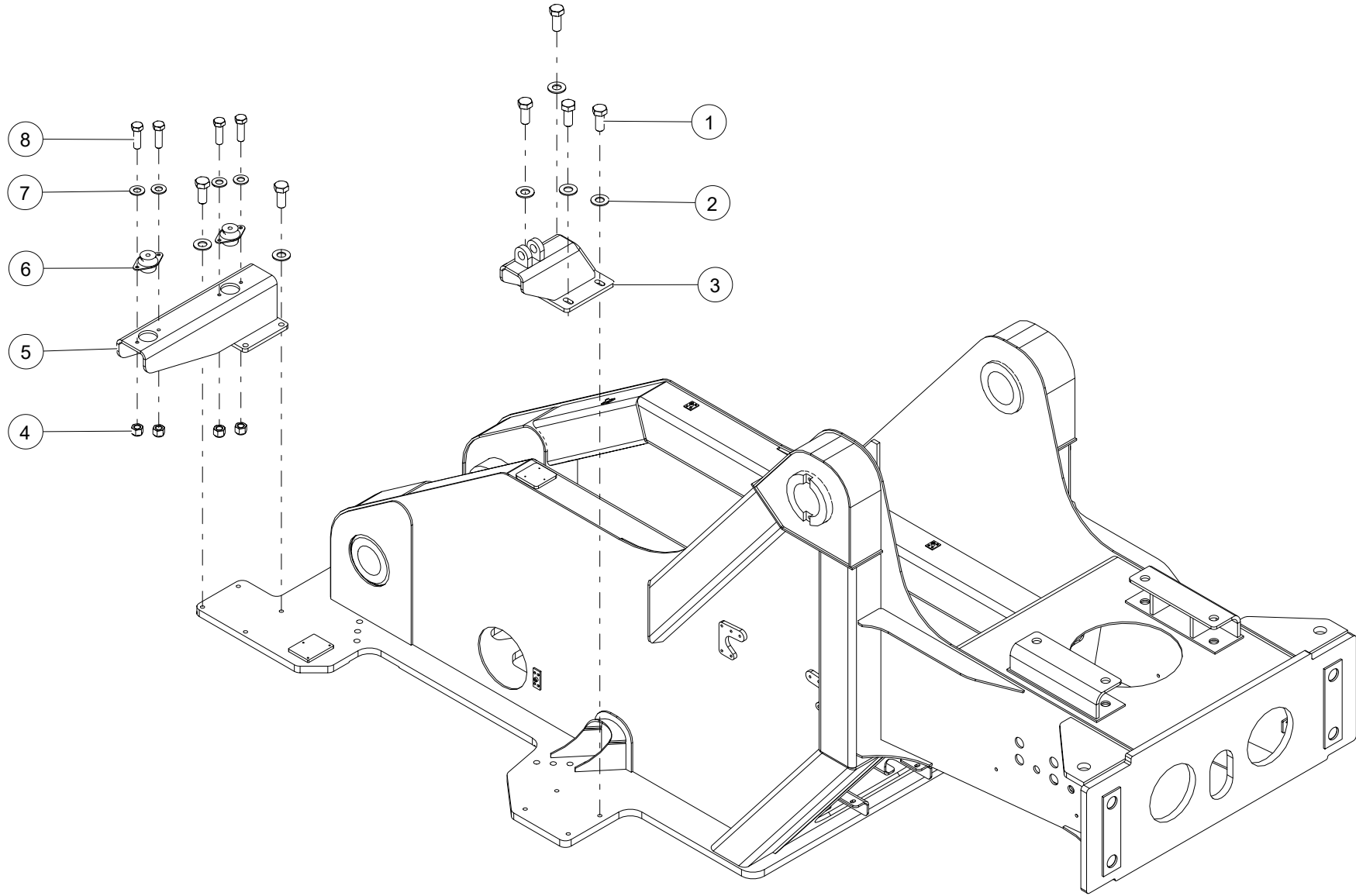
WHEN ORDERING PARTS, SPECIFY MODEL NUMBER, SERIAL NUMBER AND DESCRIPTION OF PARTS REQUIRED



WHEN ORDERING PARTS, SPECIFY MODEL NUMBER, SERIAL NUMBER AND DESCRIPTION OF PARTS REQUIRED

ITEM	PART NUMBER	DESCRIPTION	QUANTITY	NOTES
	1038708	SUPERSTRUCTURE COVER INSTALLTION		
7	1034448	ULTRA-LOW PROFILE SOCKET HEAD 5/16-18X3/4"	8	
8	1039026	HINGE, SUPER COVER	2	
9	WSH2-X3130008Z0	SAE WASHER, 5/16, GR8, ZN	6	
10	NUT3-C3130008Z0	NYLON LOCK NUT, 5/16-18, GR8, ZN	6	
11	HHCS-C500A378Z0	HEX HEAD CAP SCREW, 1/2-13 X 1 3/8 LEN, GR8, ZN	3	
12	WSH3-X5000008Z0	FENDER WASHER, 1/2, GR8, ZN	3	
13	1038976	WELDMENT, HINGE TO COVER	1	
14	WSH2-X5000008Z0	SAE WASHER, 1/2, GR8, ZN	3	
15	NUT3-C5000008Z0	NYLON LOCK NUT, 1/2-13, GR8, ZN	3	
16	1038706	SUPERSTRUCTURE COVER, 60-150	1	
17	1038987	PLATE, LATCH AND HANDLE RETAINER	1	
18	1034392	HANDLE	1	
19	SHCS-C313A75AB0	SOCKET HEAD CAP SCREW, 5/16-18 X 1 3/4 LEN, BO	2	

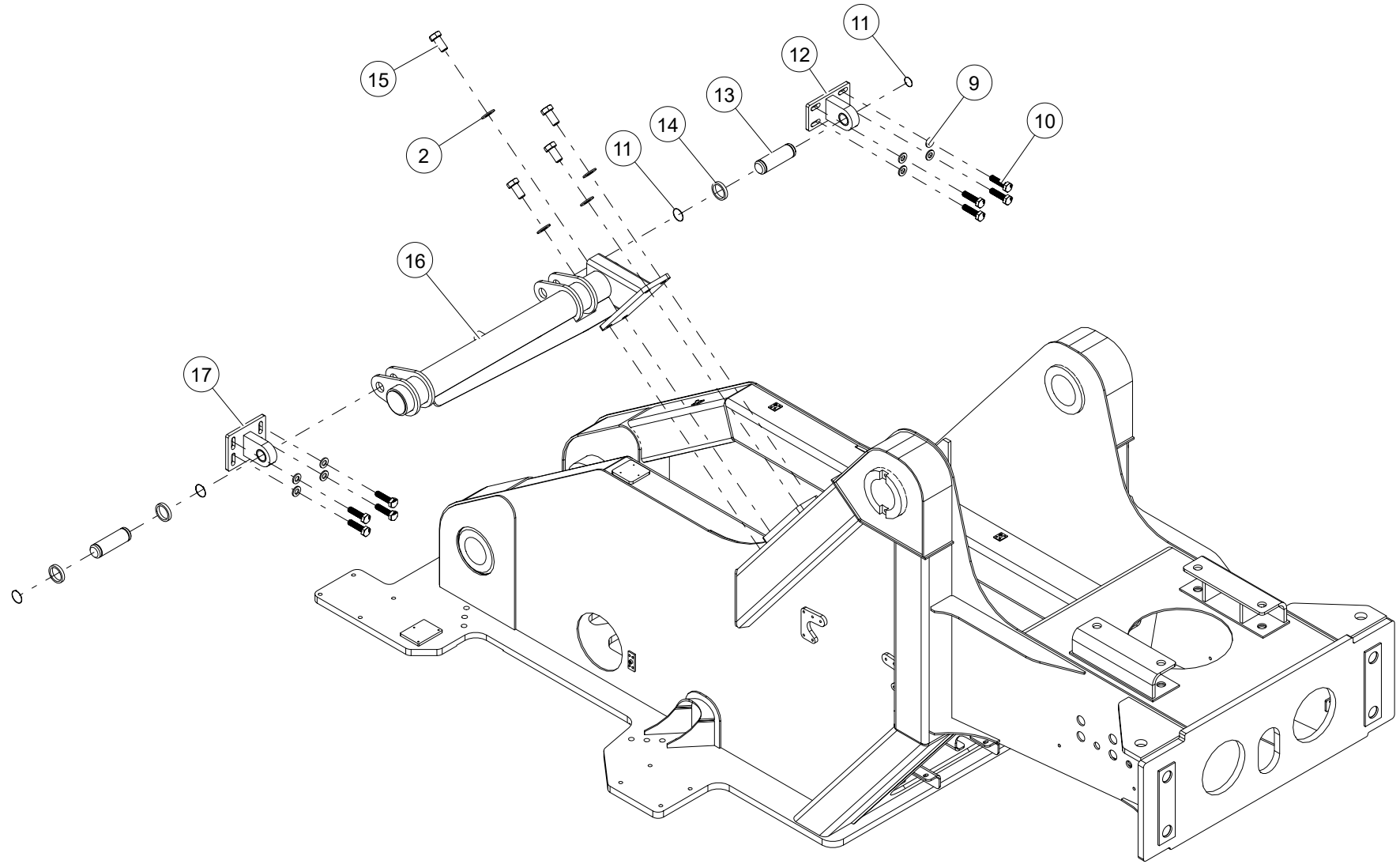
WHEN ORDERING PARTS, SPECIFY MODEL NUMBER, SERIAL NUMBER AND DESCRIPTION OF PARTS REQUIRED



WHEN ORDERING PARTS, SPECIFY MODEL NUMBER, SERIAL NUMBER AND DESCRIPTION OF PARTS REQUIRED

ITEM	PART NUMBER	DESCRIPTION	QUANTITY	NOTES
	1029847	CAB MOUNT ASSEMBLY		
1	HHCS-C625A50M03Z0	HEX HEAD CAP SCREW, 5/8-11 X 1 1/2 LEN, GR8, ZINC	8	
2	WSH2-X625000M07Z0	SAE WASHER, 5/8, ZINC	8	Total 12 in CAB MOUNT ASSEMBLY
3	1006903	MOUNT, CYLINDER	1	
4	NUT3-C375000M06Z0	NYLON LOCK NUT, 3/8-16, GR8, ZINC	4	
5	1006912	FRONT BRKT WLDMT	1	
6	1006928	MOUNT	2	
7	WSH2-X375000M07Z0	SAE WASHER, 3/8, ZINC	4	
8	HHCS-C375A25M03Z0	HEX HEAD CAP SCREW, 3/8-16 X 1 1/4 LEN, GR8, ZINC	4	

WHEN ORDERING PARTS, SPECIFY MODEL NUMBER, SERIAL NUMBER AND DESCRIPTION OF PARTS REQUIRED

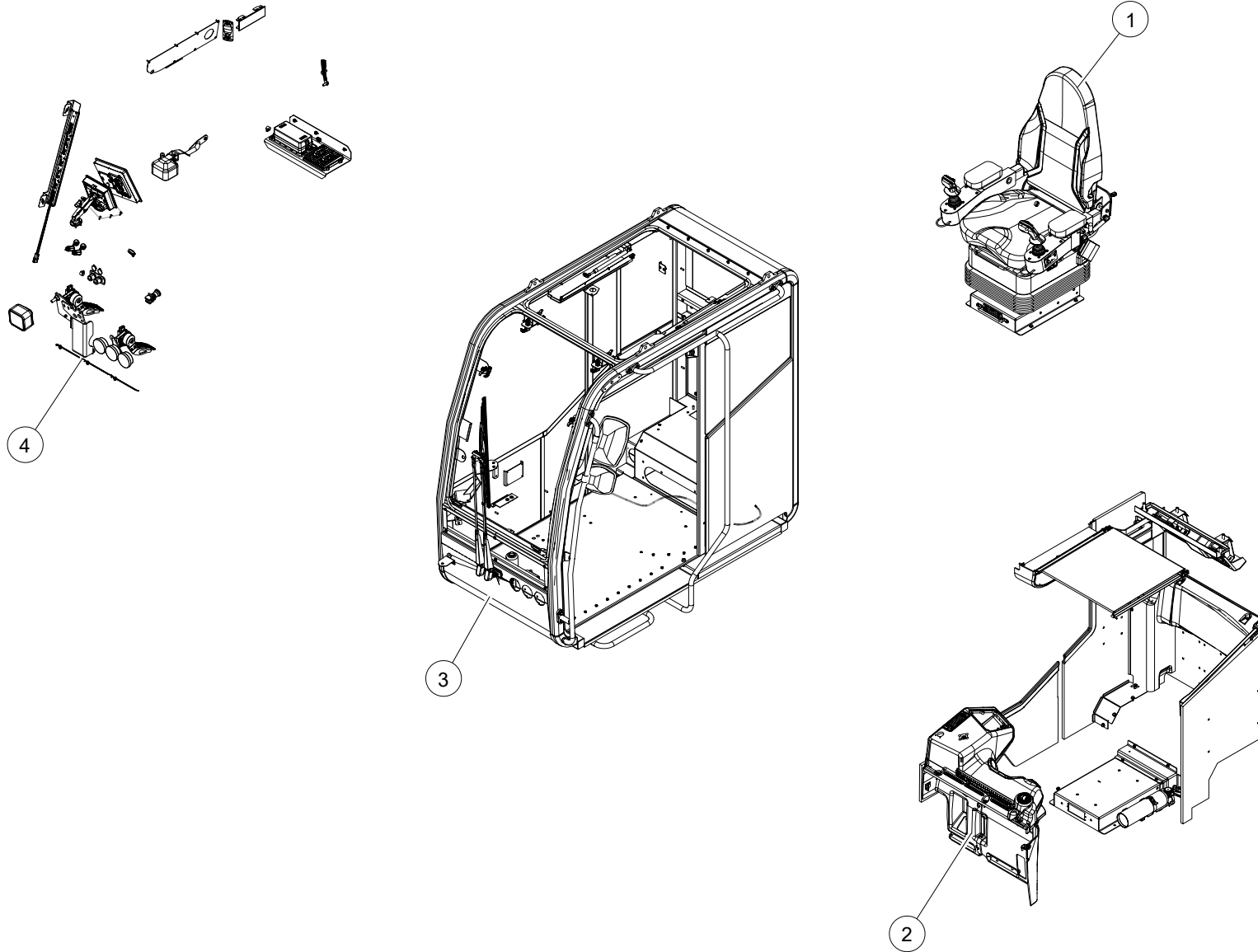


WHEN ORDERING PARTS, SPECIFY MODEL NUMBER, SERIAL NUMBER AND DESCRIPTION OF PARTS REQUIRED

ITEM	PART NUMBER	DESCRIPTION	QUANTITY	NOTES
	1029847	CAB MOUNT ASSEMBLY		
9	93475A280	WSH, FLAT, HARD M10 D125, ST Z	8	
10	91310A635	SCR, HHCS M10-1.5X40 FT, ST Z 10.9	8	
11	1006929	SNAP RING	4	
12	1006919	PIVOT ASSY, CAB TILT	1	
13	1006907	PIN, CLEVIS HEADLESS, 1.125	2	
14	1008757	SPACER	4	
15	HHCS-C625A25M03Z0	HEX HEAD CAP SCREW, 5/8-11 X 1 1/4 LEN, GR8, ZINC	4	
16	1029848	MOUNT, PIVOT CAB	1	
17	1006905	PIVOT ASSY, CAB TILT	1	

WHEN ORDERING PARTS, SPECIFY MODEL NUMBER, SERIAL NUMBER AND DESCRIPTION OF PARTS REQUIRED

CAB, UPPER S-SPACE OPERATOR



WHEN ORDERING PARTS, SPECIFY MODEL NUMBER, SERIAL NUMBER AND DESCRIPTION OF PARTS REQUIRED

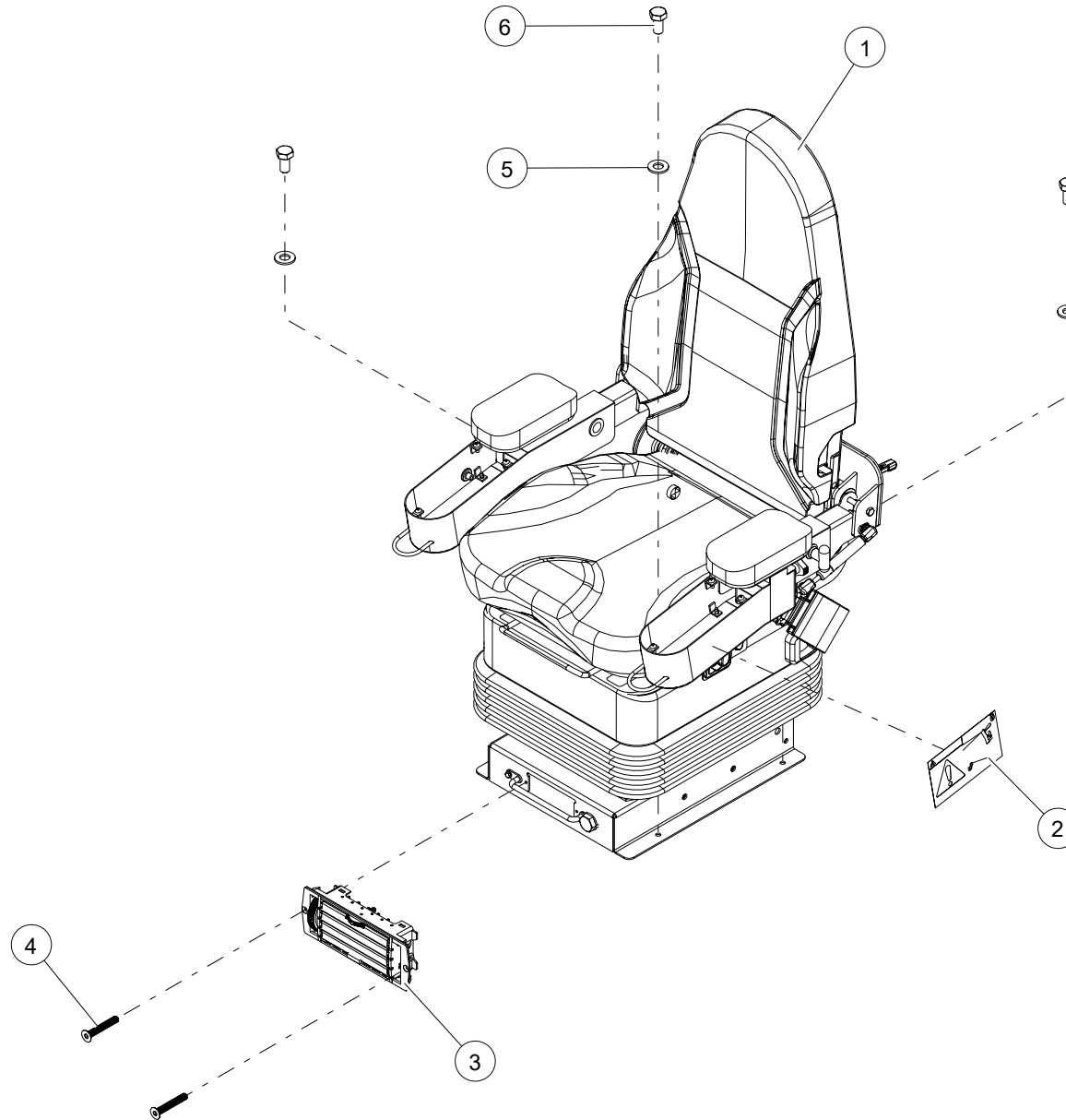
CAB, UPPER S-PACE OPERATOR

ITEM	PART NUMBER	DESCRIPTION	QUANTITY	NOTES
	1031096	CAB, UPPER S-PACE OPERATOR		
1	1025700	SEAT INSTALLATION	1	SEE PAGE 102
2	1035053	CAB INTERIOR INSTALLATION	1	SEE PAGE 106
3	1035037	CAB SUPPLIER ASSEMBLY	1	SEE PAGE 120
4	1027132	CAB ELECTRICAL INSTLALLATION	1	SEE PAGE 152
5*	1039806	HARNESS IN CAB	1	

* NOT SHOWN IN THE ILLUSTRATION

WHEN ORDERING PARTS, SPECIFY MODEL NUMBER, SERIAL NUMBER AND DESCRIPTION OF PARTS REQUIRED

SEAT INSTALLATION

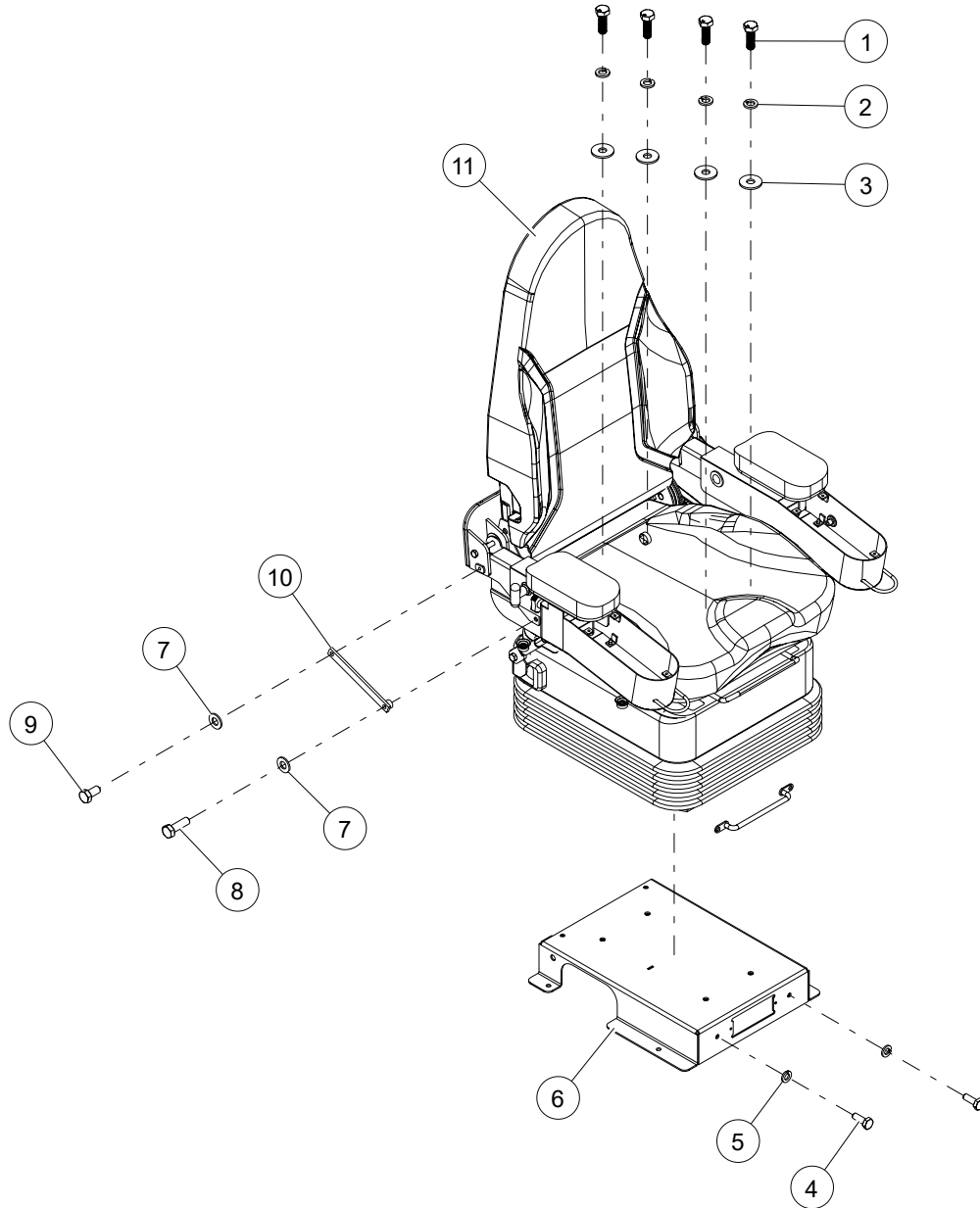


WHEN ORDERING PARTS, SPECIFY MODEL NUMBER, SERIAL NUMBER AND DESCRIPTION OF PARTS REQUIRED

SEAT INSTALLATION

ITEM	PART NUMBER	DESCRIPTION	QUANTITY	NOTES
	1025700	SEAT INSTALLATION		
1	T122274	SEAT, OPERATOR	1	SEE PAGE 104
2	T144774	DECAL - SEAT ARM	1	
3	T111909	VENT, LOUVERED RECTANGULAR	1	
4	SH02-M305020QZ0	SCR, SHFHS M3-0.5 X 20, ZINC, CLASS 10.9	2	
5	WSH2-X3130008Z0	SAE WASHER, 5/16, GR8, ZN	3	
6	HHCS-C3136258Z0	HEX HEAD CAP SCREW, 5/16-18 X 5/8 LEN, GR8, ZN	3	

WHEN ORDERING PARTS, SPECIFY MODEL NUMBER, SERIAL NUMBER AND DESCRIPTION OF PARTS REQUIRED

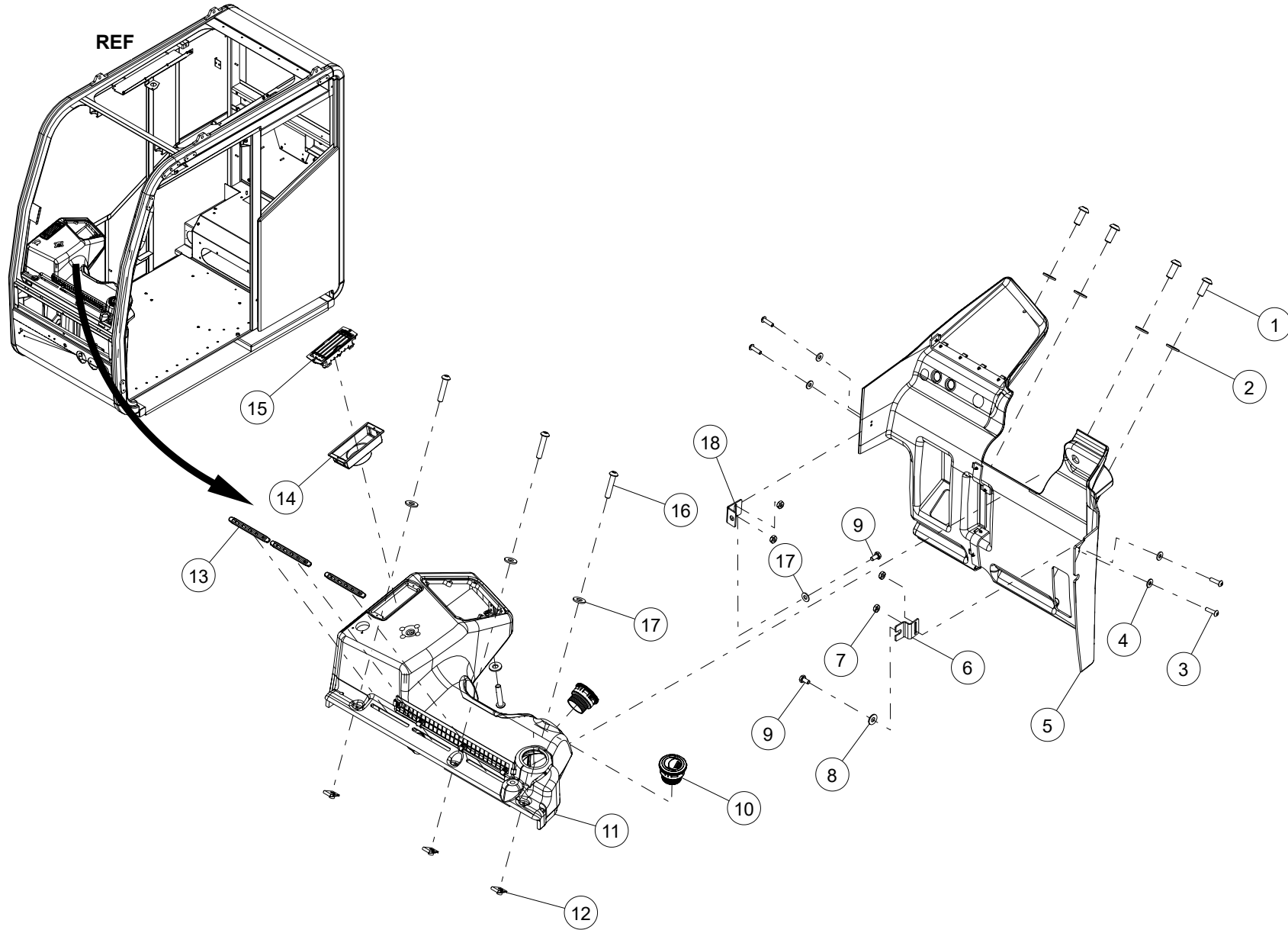


WHEN ORDERING PARTS, SPECIFY MODEL NUMBER, SERIAL NUMBER AND DESCRIPTION OF PARTS REQUIRED

SEAT, OPERATOR

ITEM	PART NUMBER	DESCRIPTION	QUANTITY	NOTES
	T122274	SEAT, OPERATOR		
1	HHCS-M08B025PZ0	SCR, HHCS M8-1.25 X 25 FT, ST Z 8.8	4	
2	WSH4-X08B000XZ0	WSH, LOCK, SPLT M8 D127B, ST Z	4	
3	WSH3-X08B000XZ0	WASHER, FENDER, M8, STEEL, ZINC PLATED	4	
4	HHCS-M06A016PZ0	HEX HEAD CAP SCREW, M6-1X16, C8.8	2	
5	WSH4-X06A000XZ0	WSH, LOCK, SPLT M6 D127B, ST Z	2	
6	T121531	RISER, SEAT	1	
7	WSH1-X3130002Z0	WASHER, 5/16, GR2, ZN	2	
8	HHCS-C313A005Z1	HEX HEAD CAP SCREW, 5/16-18 X 1 LEN, GR5, ZN, FULL THREAD	1	
9	HHCS-C3136255Z0	HEX HEAD CAP SCREW, 5/16-18 X 5/8 LEN, GR5, ZN	1	
10	T128560	BRACE, ARMREST	1	
11	T122274	SEAT, OPERATOR	1	

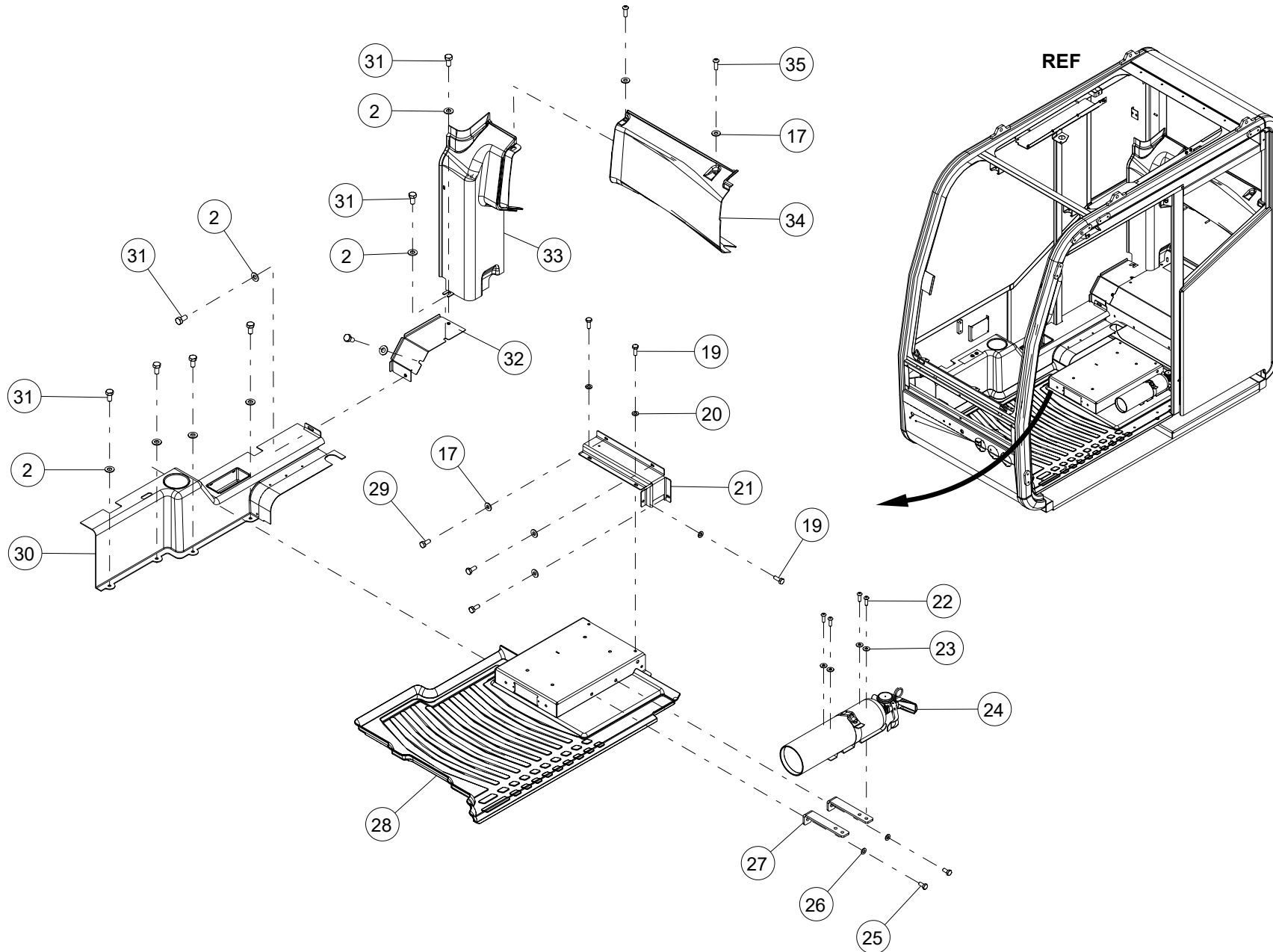
WHEN ORDERING PARTS, SPECIFY MODEL NUMBER, SERIAL NUMBER AND DESCRIPTION OF PARTS REQUIRED



WHEN ORDERING PARTS, SPECIFY MODEL NUMBER, SERIAL NUMBER AND DESCRIPTION OF PARTS REQUIRED

ITEM	PART NUMBER	DESCRIPTION	QUANTITY	NOTES
	1035053	CAB INTERIOR INSTALLATION		
1	SH03-C313750ZZ0	SHCS BUTTON HEAD, 5/16-18 X 3/4 LEN, ZN	4	
2	WSH2-X3130008Z0	SAE WASHER, 5/16, GR8, ZN	4	Total 15 in CAB INTERIOR INSTALLATION
3	SH03-C164625ZZ0	SHCS BUTTON HEAD, 8-32 X 5/8 LEN, ZN	4	
4	WSH2-X1640008Z0	SAE WASHER, #8, GR8, ZN	4	Total 7 in CAB INTERIOR INSTALLATION
5	T150362	DASH. LOWER	1	
6	T111791	BRACKET, DASH	1	
7	C1046316	HEX NUT, #8-32	4	
8	WSH3-X2500008Z0	FENDER WASHER, 1/4, GR8, ZN	1	
9	HHCS-C2505008Z0	HEX HEAD CAP SCREW, 1/4-20 X 1/2 LEN, GR8, ZN	2	
10	T111895	VENT, CIRCULAR LOUVERED	2	Total 3 in CAB INTERIOR INSTALLATION
11	T109402	FRONT UPPER DASH SUB ASSY	1	SEE PAGE 116
12	C1046121	NUT, CLIP ON 1/4-20	3	Total 9 in CAB INTERIOR INSTALLATION
13	T111910	VENT, DEFROST	3	
14	T111908	ADAPTER, HOSE RECTANGULAR VENT	1	
15	T111909	VENT, LOUVERED RECTANGULAR	1	
16	SH03-C250A25ZZ0	SHCS BUTTON HEAD, 1/4-20 X 1 1/4 LEN, ZN	4	
17	WSH2-X2500008Z0	SAE WASHER, 1/4, GR8, ZN	5	Total 18 in CAB INTERIOR INSTALLATION
18	T111792	BRACKET, DASH	1	

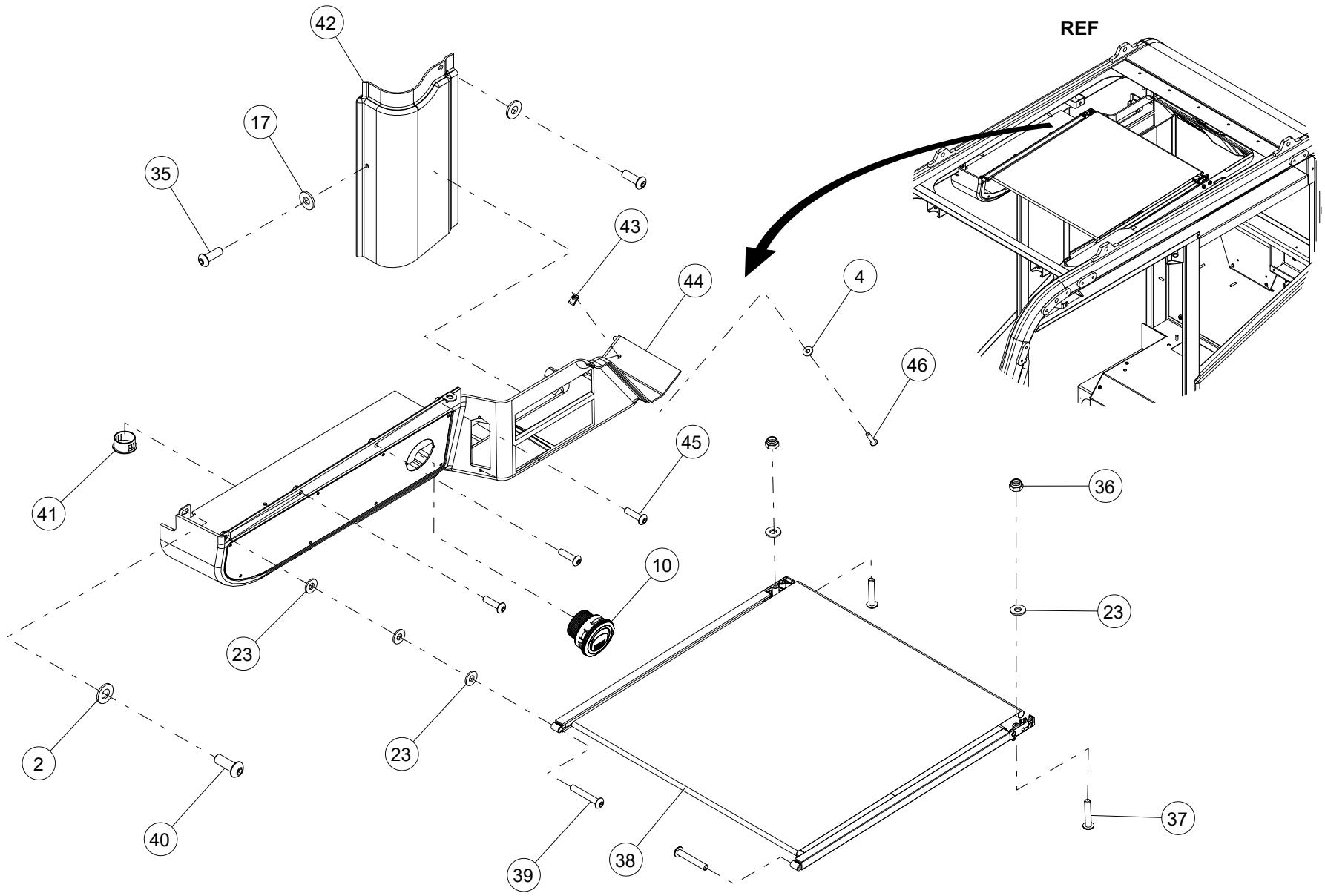
WHEN ORDERING PARTS, SPECIFY MODEL NUMBER, SERIAL NUMBER AND DESCRIPTION OF PARTS REQUIRED



WHEN ORDERING PARTS, SPECIFY MODEL NUMBER, SERIAL NUMBER AND DESCRIPTION OF PARTS REQUIRED

ITEM	PART NUMBER	DESCRIPTION	QUANTITY	NOTES
	1035053	CAB INTERIOR INSTALLATION		
19	HHCS-M06A016PZ0	HEX HEAD CAP SCREW, M6-1X16, C8.8	3	
20	WSH1-X06A000XZ0	WASHER, M6, STEEL, ZINC PLATED	3	
21	1035052	PLATE, COVER	1	
22	SH03-C190625ZZ0	SHCS BUTTON HEAD, 10-24 X 5/8 LEN, ZN	4	
23	WSH2-X1900008Z0	SAE WASHER, #10, GR8, ZN	4	Total 11 in CAB INTERIOR INSTALLATION
24	1222-217	FIRE EXTINGUISHER	1	
25	HHCS-M08B016PZ0	HEX HEAD CAPS SCREW, M8-1.25X16, C8.8	2	
26	WSH1-X08B000XZ0	WASHER, M8, STEEL, ZINC PLATED	2	
27	T111864	BRACKET FIRE EXTINGUISHER	2	
28	T130275	FLOOR MAT	1	
29	HHCS-C2506258Z0	HEX HEAD CAP SCREW, 1/4-20 X 5/8 LEN, GR8, ZN	3	
30	T111775	CONSOLE, LOWER RIGHT	1	SEE PAGE 118
31	HHCS-C3136258Z0	HEX HEAD CAP SCREW, 5/16-18 X 5/8 LEN, GR8, ZN	8	
32	T123712	COVER, HARNESS	1	
33	T146685	CORNER, RIGHT REAR	1	
34	T150363	COVER, LOWER REAR	1	
35	SH03-C250750ZZ0	SHCS BUTTON HEAD, 1/4-20 X 3/4 LEN, ZN	2	Total 10 in CAB INTERIOR INSTALLATION

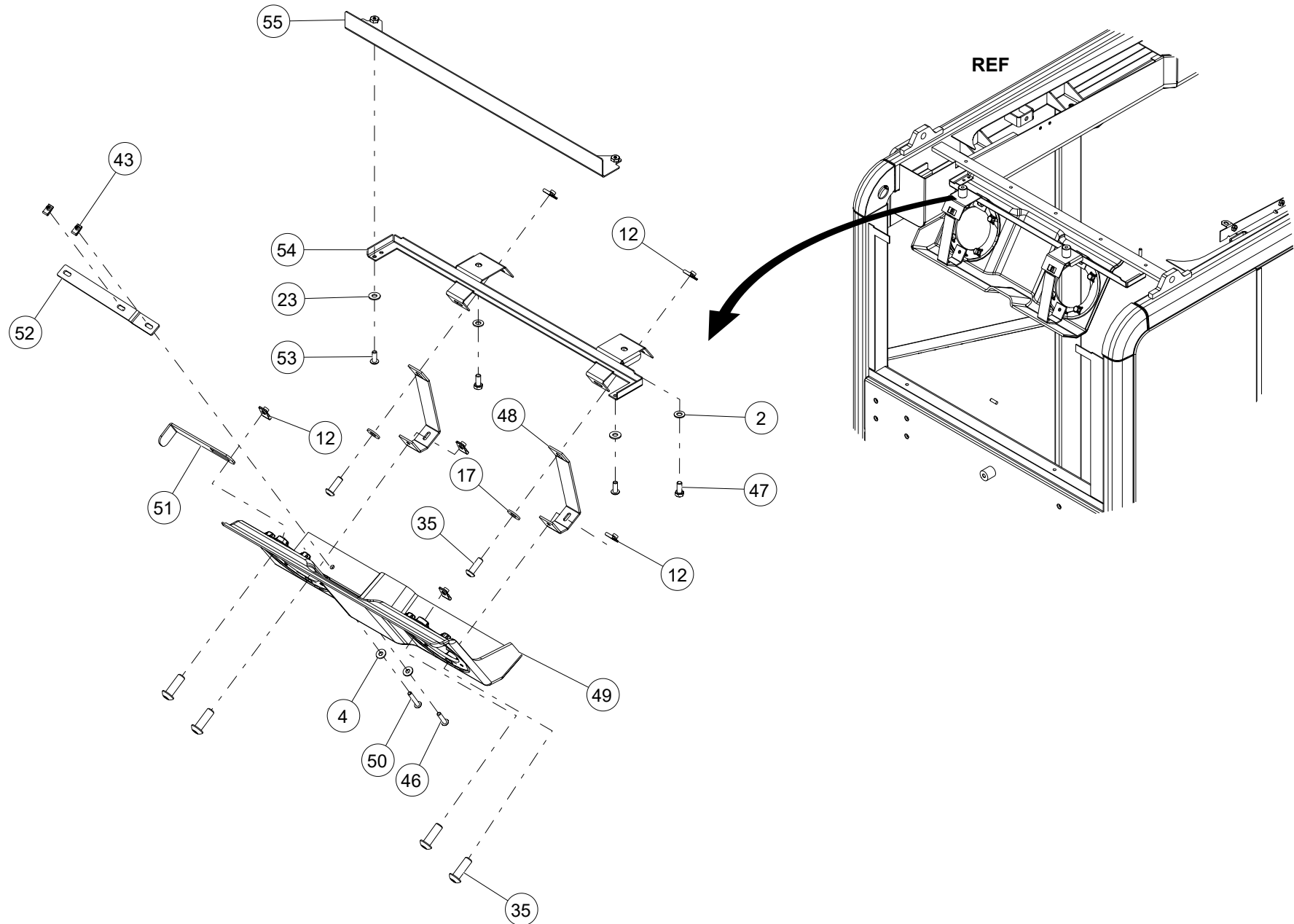
WHEN ORDERING PARTS, SPECIFY MODEL NUMBER, SERIAL NUMBER AND DESCRIPTION OF PARTS REQUIRED



WHEN ORDERING PARTS, SPECIFY MODEL NUMBER, SERIAL NUMBER AND DESCRIPTION OF PARTS REQUIRED

ITEM	PART NUMBER	DESCRIPTION	QUANTITY	NOTES
	1035053	CAB INTERIOR INSTALLATION		
36	C1046135	#10-24, HEX NYLON INSERT LOCKNUT	2	
37	SH03-C190A00ZZ0	SHCS BUTTON HEAD, 10-24 X 1 LEN, ZN	2	
38	T135211	SUN SHADE	1	
39	SH03-C190A25ZZ0	SHCS BUTTON HEAD, 10-24 X 1 1/4 LEN, ZN	2	
40	SH03-C313875ZZ0	SHCS BUTTON HEAD, 5/16-18 X 7/8 LEN, ZN	1	
41	T105183	PLUG, RIGID PLASTIC	1	
42	T111904	CORNER, RIGHT REAR	1	
43	C1046117	NUT, CLIP ON #8-32	1	Total 3 in CAB INTERIOR INSTALLATION
44	C1049255	CONSOLE, RIGHT UPPER	1	
45	SH03-C190750ZZ0	SHCS BUTTON HEAD, 10-24 X 3/4 LEN, ZN	3	
46	SH03-C164750ZZ0	SHCS BUTTON HEAD, 8-32 X 3/4 LEN, ZN	1	Total 2 in CAB INTERIOR INSTALLATION

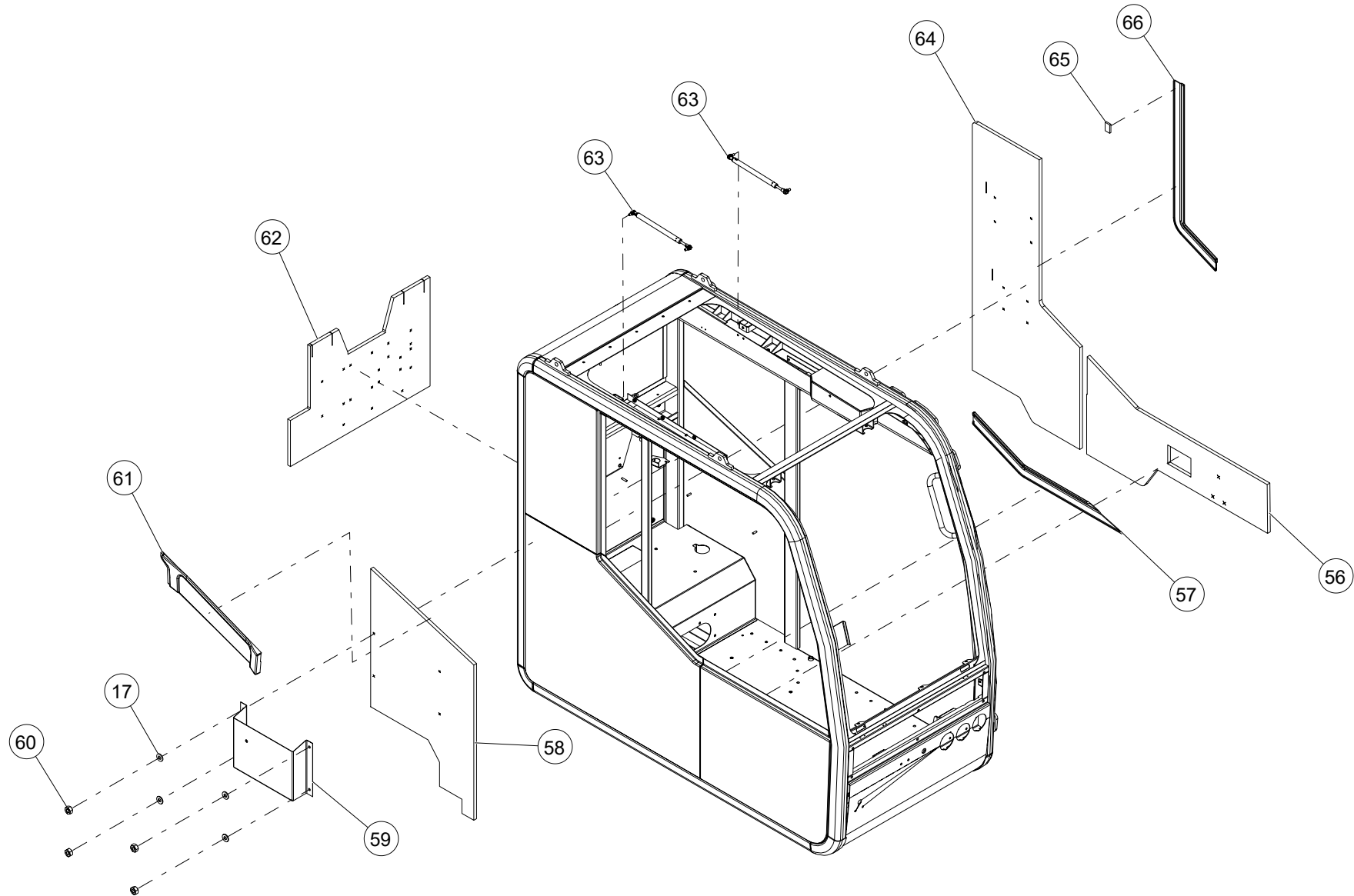
WHEN ORDERING PARTS, SPECIFY MODEL NUMBER, SERIAL NUMBER AND DESCRIPTION OF PARTS REQUIRED



WHEN ORDERING PARTS, SPECIFY MODEL NUMBER, SERIAL NUMBER AND DESCRIPTION OF PARTS REQUIRED

ITEM	PART NUMBER	DESCRIPTION	QUANTITY	NOTES
	1035053	CAB INTERIOR INSTALLATION		
47	HHCS-C3137508Z0	HEX HEAD CAP SCREW, 5/16-18 X 3/4 LEN, GR8, ZN	2	
48	T111782	BRACKET, SPEAKER MOUNTING	2	
49	T111906	COVER, UPPER REAR	1	
50	SH03-C164A00ZZ0	SHCS BUTTON HEAD, 8-32 X 1 LEN, ZN	1	
51	T111781	BRACKET, MOUNTING	1	
52	T106775	BRACKET, PLASTIC MOUNTING	1	
53	SH03-C190500ZZ0	SHCS BUTTON HEAD, 10-24 X 1/2 LEN, ZN	2	
54	T111939	BRACKET, SPEAKER	1	
55	T142535	BRACKET, WELDMENT	1	

WHEN ORDERING PARTS, SPECIFY MODEL NUMBER, SERIAL NUMBER AND DESCRIPTION OF PARTS REQUIRED

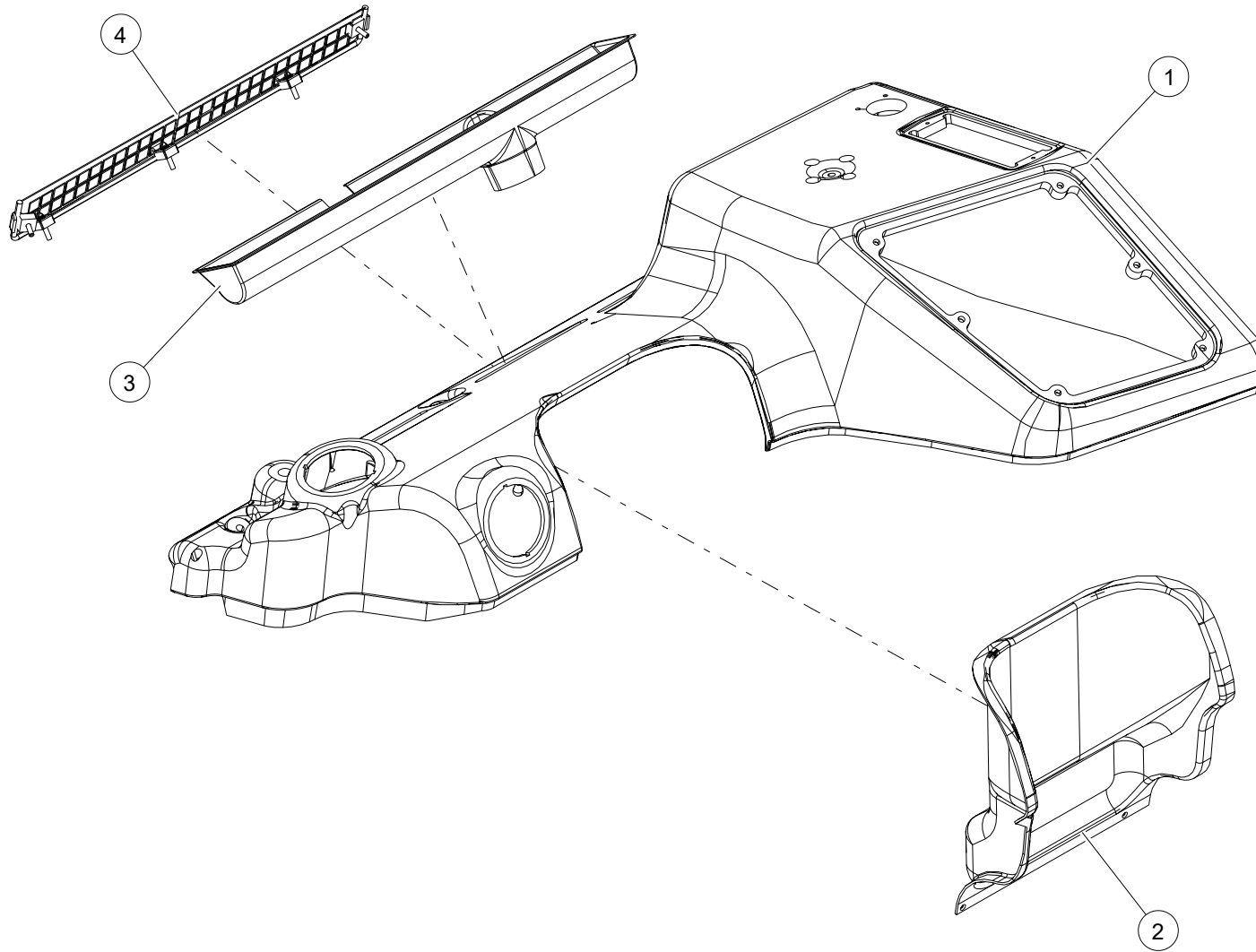


WHEN ORDERING PARTS, SPECIFY MODEL NUMBER, SERIAL NUMBER AND DESCRIPTION OF PARTS REQUIRED

ITEM	PART NUMBER	DESCRIPTION	QUANTITY	NOTES
	1035053	CAB INTERIOR INSTALLATION		
56	T120291	INSULATION, RIGHT FRONT	1	
57	T111899	TRIM, RIGHT FRONT WINDOW	1	
58	C1049257	INSULATION, LEFT SIDE	1	
59	T141102	MANUAL BOX	1	
60	NUT1-C2500008Z0	HEX NUT, 1/4-20, GR8, ZN	4	
61	T150364	TRIM, LEFT REAR	1	
62	T109364	INSULATION, REAR	1	
63	C1047958	CYLINDER, ROOF LIFTING GAS	2	
64	T120290	INSULATION, RIGHT REAR	1	
65	T111902	VELCRO	1	
66	T111900	TRIM, RIGHT REAR WINDOW	1	

WHEN ORDERING PARTS, SPECIFY MODEL NUMBER, SERIAL NUMBER AND DESCRIPTION OF PARTS REQUIRED

FRONT UPPER DASH SUB ASSEMBLY



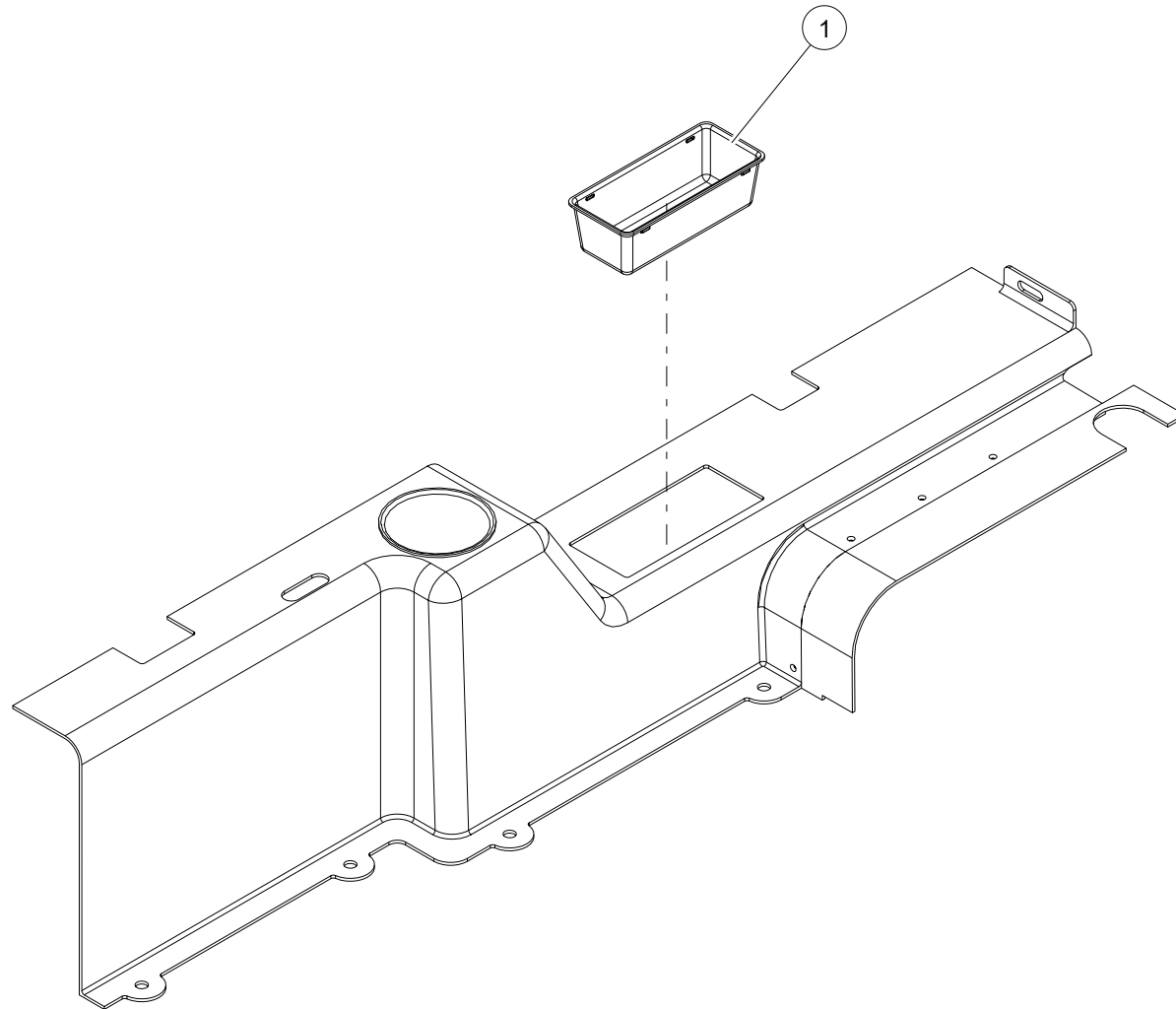
WHEN ORDERING PARTS, SPECIFY MODEL NUMBER, SERIAL NUMBER AND DESCRIPTION OF PARTS REQUIRED

FRONT UPPER DASH SUB ASSEMBLY

ITEM	PART NUMBER	DESCRIPTION	QUANTITY	NOTES
	T109402	FRONT UPPER DASH SUB ASSEMBLY		
1	T106050	DASH, FRONT UPPER	1	
2	T111879	COVER, DASH	1	
3	T126975	ADAPTER, DEFROST	1	
4	T111863	NET, DASH	1	

WHEN ORDERING PARTS, SPECIFY MODEL NUMBER, SERIAL NUMBER AND DESCRIPTION OF PARTS REQUIRED

CONSOLE, LOWER RIGHT

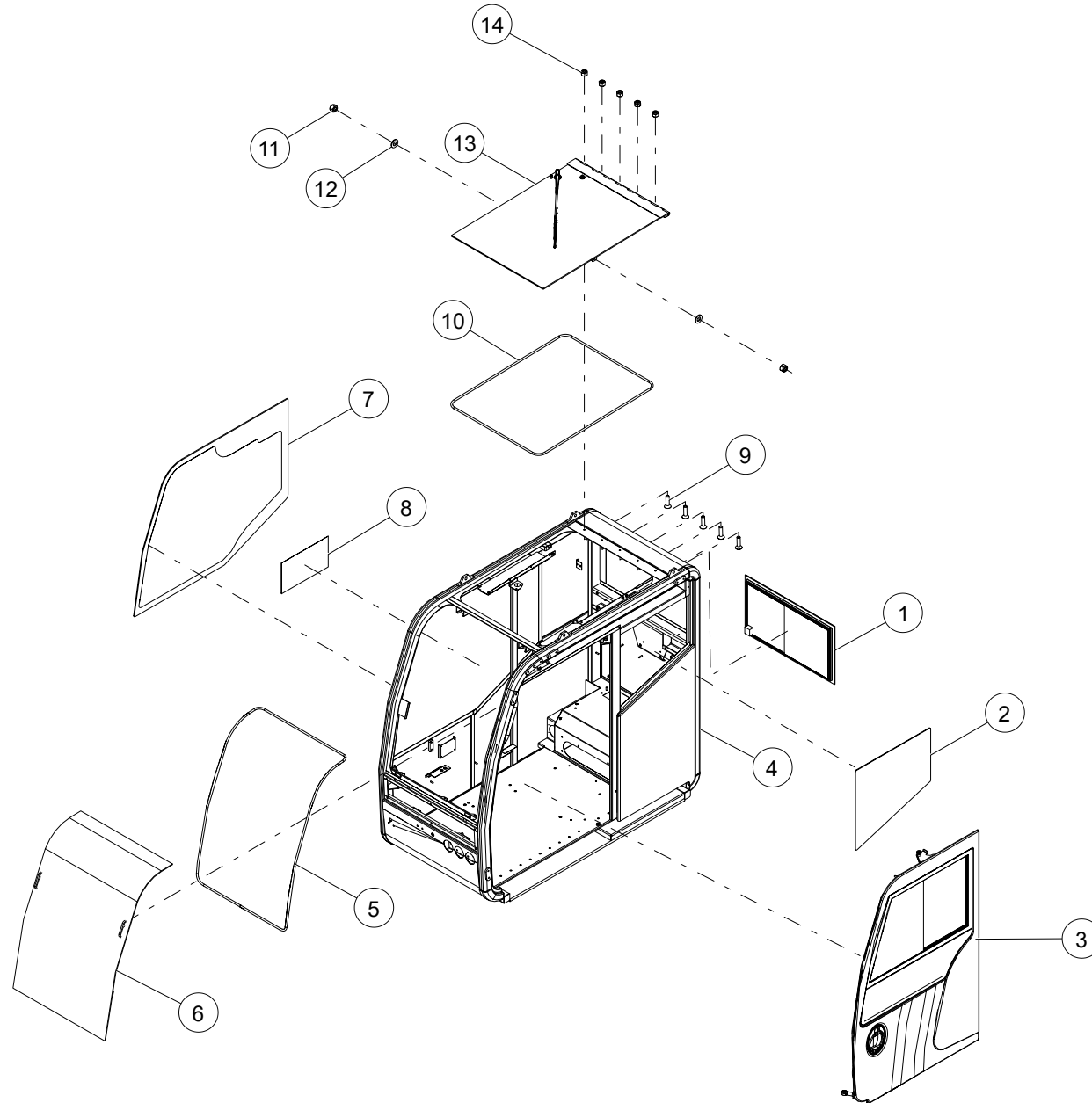


WHEN ORDERING PARTS, SPECIFY MODEL NUMBER, SERIAL NUMBER AND DESCRIPTION OF PARTS REQUIRED

CONSOLE, LOWER RIGHT

ITEM	PART NUMBER	DESCRIPTION	QUANTITY	NOTES
	T111775	CONSOLE, LOWER RIGHT		
1	T137004	TRAY, RECTANGULAR	1	

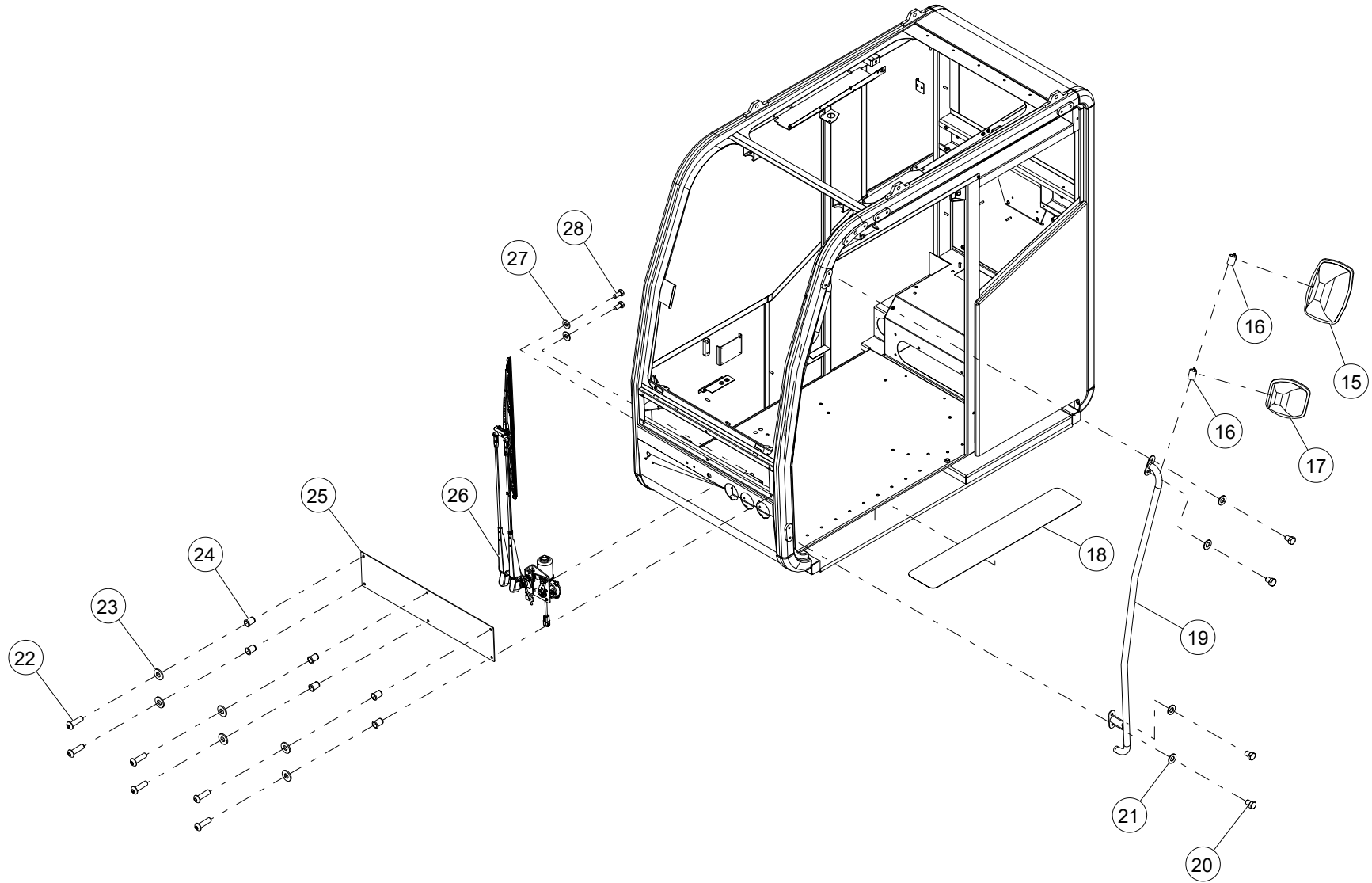
WHEN ORDERING PARTS, SPECIFY MODEL NUMBER, SERIAL NUMBER AND DESCRIPTION OF PARTS REQUIRED



WHEN ORDERING PARTS, SPECIFY MODEL NUMBER, SERIAL NUMBER AND DESCRIPTION OF PARTS REQUIRED

ITEM	PART NUMBER	DESCRIPTION	QUANTITY	NOTES
	1035037	CAB SUPPLIER ASSEMBLY		
1	T111952	WINDOW, REAR	1	
2	T111953	GLASS LEFT REAR	1	
3	T111882	DOOR ASSY	1	SEE PAGE 134
4	1035036	CAB FRAME WELDMENT	1	
5	T135614-3845	SEAL, BULB	1	
6	1040217	WINDSHIELD, FRONT	1	SEE PAGE 142
7	12400-1513	DECAL, WINDOW	1	
8	T125247	GLASS, RIGHT SIDE	1	
9	SH02-C250A00BB0	SHCS C'SUNK HEAD, 1/4-20 X 1 LEN, BO	5	
10	T135614-3360	SEAL, BULB	1	
11	NUT3-C3130008Z0	NYLON LOCK NUT, 5/16-18, GR8, ZN	2	Total 6 in CAB SUPPLIER ASSEMBLY
12	WSH1-X3130008Z0	WASHER, 5/16, GR8, ZN	2	Total 11 in CAB SUPPLIER ASSEMBLY
13	1043876	ROOF HATCH ASSY	1	SEE PAGE 144
14	NUT3-C2500008Z0	NYLON LOCK NUT, 1/4-20, GR8, ZN	5	Total 6 in CAB SUPPLIER ASSEMBLY

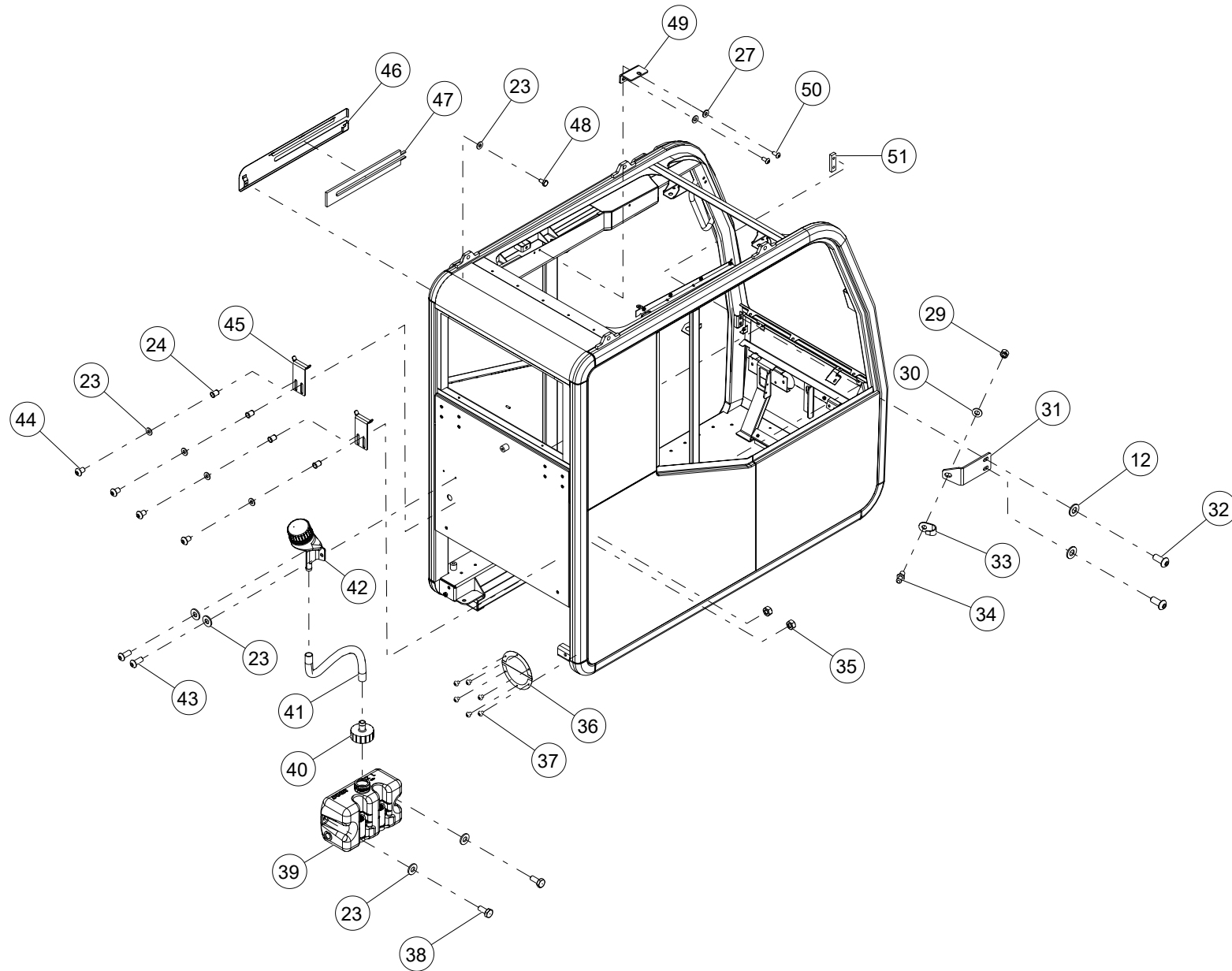
WHEN ORDERING PARTS, SPECIFY MODEL NUMBER, SERIAL NUMBER AND DESCRIPTION OF PARTS REQUIRED



WHEN ORDERING PARTS, SPECIFY MODEL NUMBER, SERIAL NUMBER AND DESCRIPTION OF PARTS REQUIRED

ITEM	PART NUMBER	DESCRIPTION	QUANTITY	NOTES
	1035037	CAB SUPPLIER ASSEMBLY		
15	T111920	MIRROR, UPPER	1	
16	T111922	MIRROR MOUNT KIT	2	
17	T111921	MIRROR, LOWER	1	
18	T106773	ANTI-SLIP TAPE	1	
19	T134545	HANDLE, FRONT CAB ENTRY	1	
20	HHCS-C3755008Z0	HEX HEAD CAP SCREW, 3/8-16 X 1/2 LEN, GR8, ZN	4	Total 10 in CAB SUPPLIER ASSEMBLY
21	WSH1-X3750008Z0	WASHER, 3/8, GR8, ZN	4	Total 13 in CAB SUPPLIER ASSEMBLY
22	SH03-C250875ZZ0	SHCS BUTTON HEAD, 1/4-20 X 7/8 LEN, ZN	6	
23	WSH1-X2500008Z0	WASHER, 1/4, GR8, ZN	6	Total 31 in CAB SUPPLIER ASSEMBLY
24	1043899	RVT, FLGH 1/4-20, ST	6	Total 30 in CAB SUPPLIER ASSEMBLY
25	T124357	PANEL, TEREX LOGO	1	
26	T134724	FRONT WIPER ASSEMBLY	1	SEE PAGE 148
27	WSH2-X1900008Z0	SAE WASHER, #10, GR8, ZN	2	Total 4 in CAB SUPPLIER ASSEMBLY
28	HHCS-C1904388Z0	HEX HEAD CAP SCREW, #10-24 X 7/16 LEN, GR8, ZN	2	

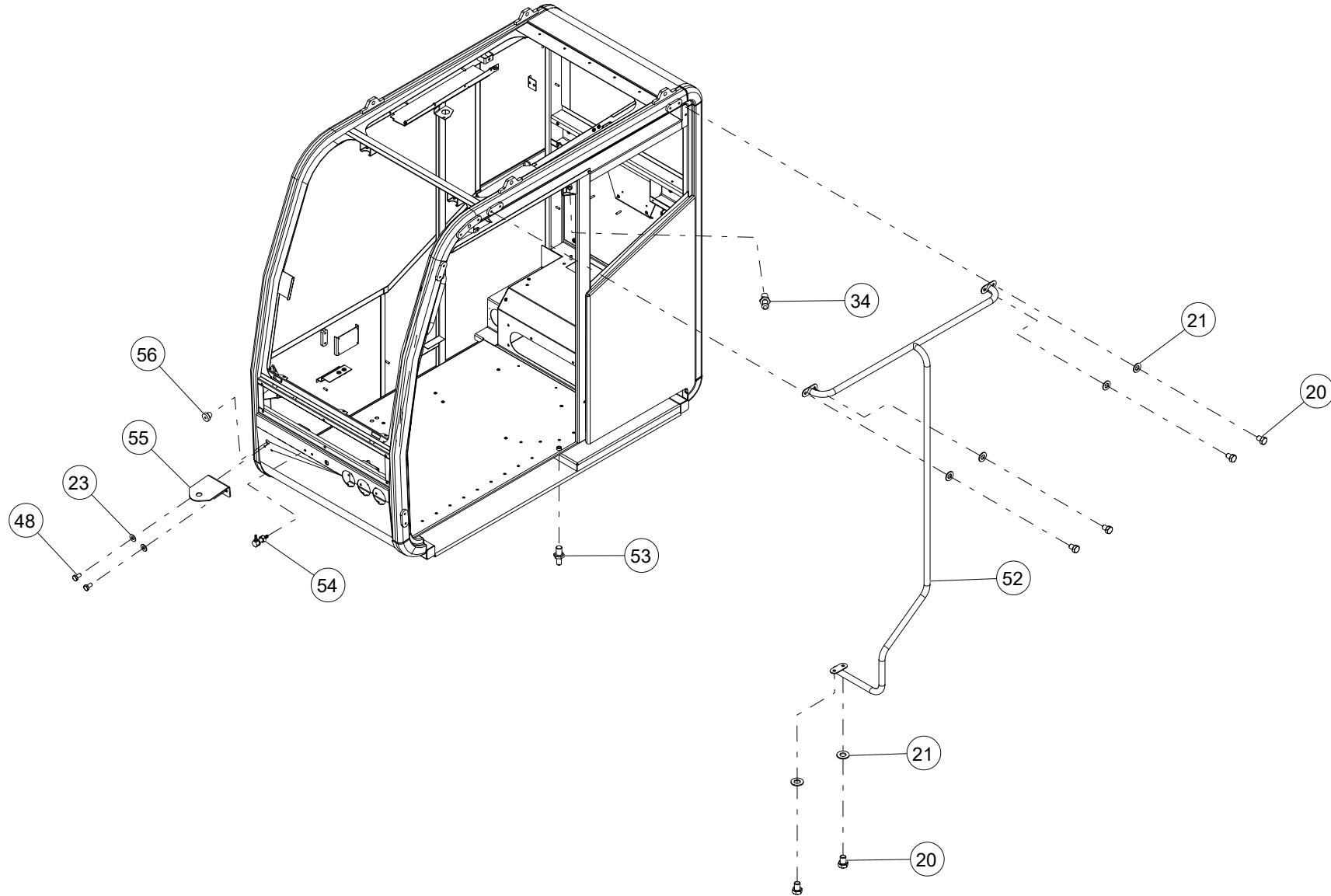
WHEN ORDERING PARTS, SPECIFY MODEL NUMBER, SERIAL NUMBER AND DESCRIPTION OF PARTS REQUIRED



WHEN ORDERING PARTS, SPECIFY MODEL NUMBER, SERIAL NUMBER AND DESCRIPTION OF PARTS REQUIRED

ITEM	PART NUMBER	DESCRIPTION	QUANTITY	NOTES
	1035037	CAB SUPPLIER ASSEMBLY		
29	NUT1-C5000008Z0	HEX NUT, 1/2-13, GR8, ZN	1	
30	WSH1-X5000008Z0	WASHER, 1/2, GR8, ZN	1	Total 2 in CAB SUPPLIER ASSEMBLY
31	T123705	PLATE, DOOR LATCH	1	
32	SH03-C313750ZZ0	SHCS BUTTON HEAD, 5/16-18 X 3/4 LEN, ZN	2	
33	T121983	BRACKET, DOOR LATCH	1	
34	T106067	STUD, DOOR STOP	1	Total 2 in CAB SUPPLIER ASSEMBLY
35	NUT1-C2500008Z0	HEX NUT, 1/4-20, GR8, ZN	2	
36	1041244	1/32" TO 3" ID SPLIT LIQUID TIGHT SEALING GROMMET	1	
37	MS09-C112125ZR0	MACHINE SCREW, 4-40 X 1/8 LEN, NF	6	
38	HHCS-C2506258Z0	HEX HEAD CAP SCREW, 1/4-20 X 5/8 LEN, GR8, ZN	2	Total 3 in CAB SUPPLIER ASSEMBLY
39	T121506	RESERVOIR, WIPER WASHER FLUID	1	
40	1041155	REMOTE WASHER RES CAP	1	
41	1041103	HOSE, WINSHIELD RESERVOIR	1	
42	1040945	WIPER RESERVOIR REFIL	1	
43	SH03-C250625ZZ0	SHCS BUTTON HEAD, 1/4-20 X 5/8 LEN, ZN	2	Total 10 in CAB SUPPLIER ASSEMBLY
44	SH03-C250375ZZ0	SHCS BUTTON HEAD, 1/4-20 X 3/8 LEN, ZN	4	
45	T140287	PLATE, FRONT GLASS REST	2	
46	T106546	COVER, DOOR	1	
47	T106080	SEAL, DOOR	1	
48	HHCS-C2505008Z0	HEX HEAD CAP SCREW, 1/4-20 X 1/2 LEN, GR8, ZN	1	Total 3 in CAB SUPPLIER ASSEMBLY
49	T142654	BRACKET, SUNSHADE MOUNTING	1	
50	SH03-C190438ZZ0	SHCS BUTTON HEAD, 10-24 X 7/16 LEN, ZN	2	
51	T121368	BLOCK, THREADED BLOCK, THREADED 5/16-18	1	

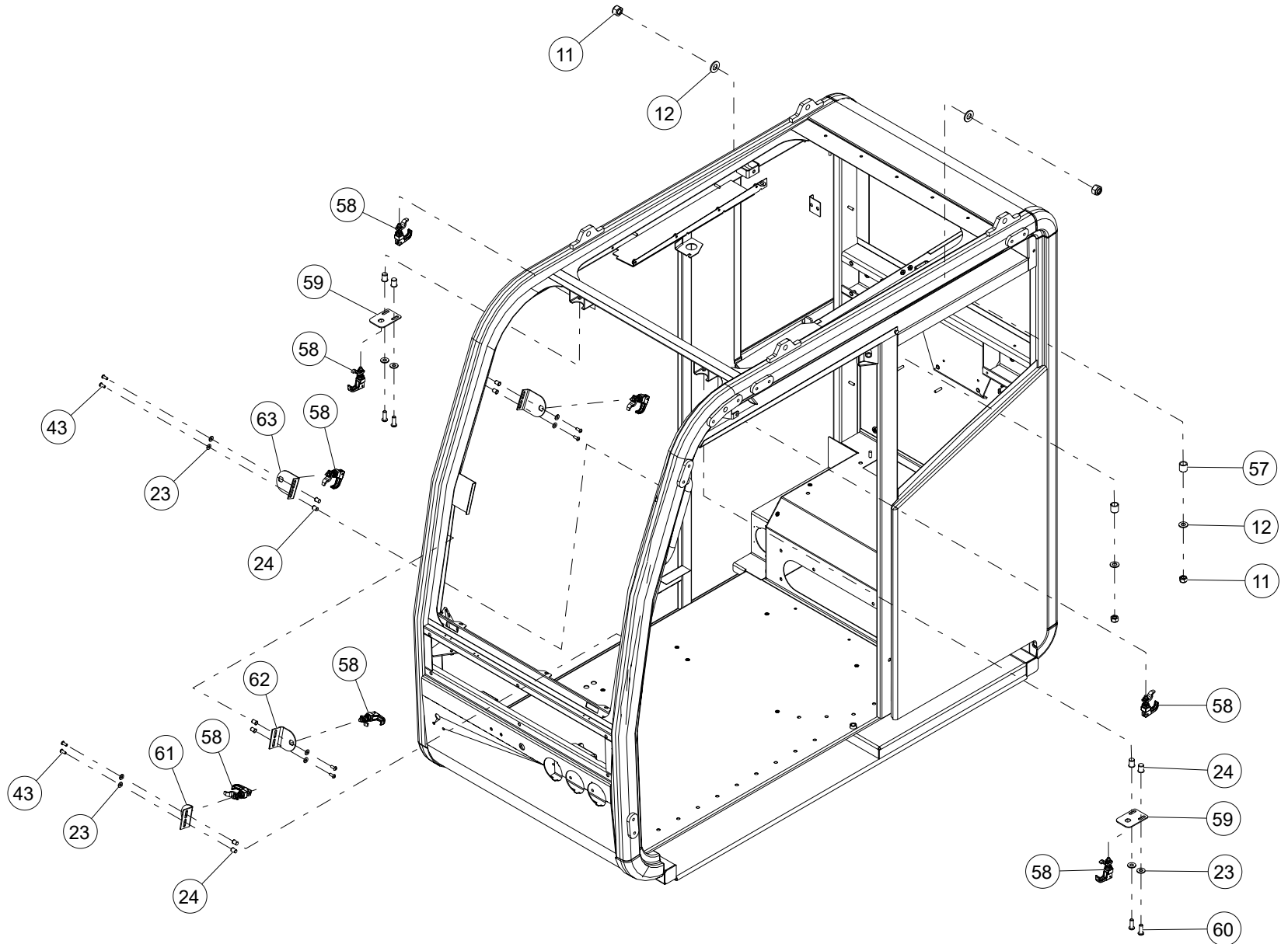
WHEN ORDERING PARTS, SPECIFY MODEL NUMBER, SERIAL NUMBER AND DESCRIPTION OF PARTS REQUIRED



WHEN ORDERING PARTS, SPECIFY MODEL NUMBER, SERIAL NUMBER AND DESCRIPTION OF PARTS REQUIRED

ITEM	PART NUMBER	DESCRIPTION	QUANTITY	NOTES
	1035037	CAB SUPPLIER ASSEMBLY		
52	T136466	HANDLE, CAB ENTRY	1	
53	T106063	STUD, DOOR STOP	1	
54	T135271	SPRAYER, WIPER MIST	1	
55	T111784	BRACKET, LIGHT MOUNTING	1	
56	T111785	GROMMET	1	

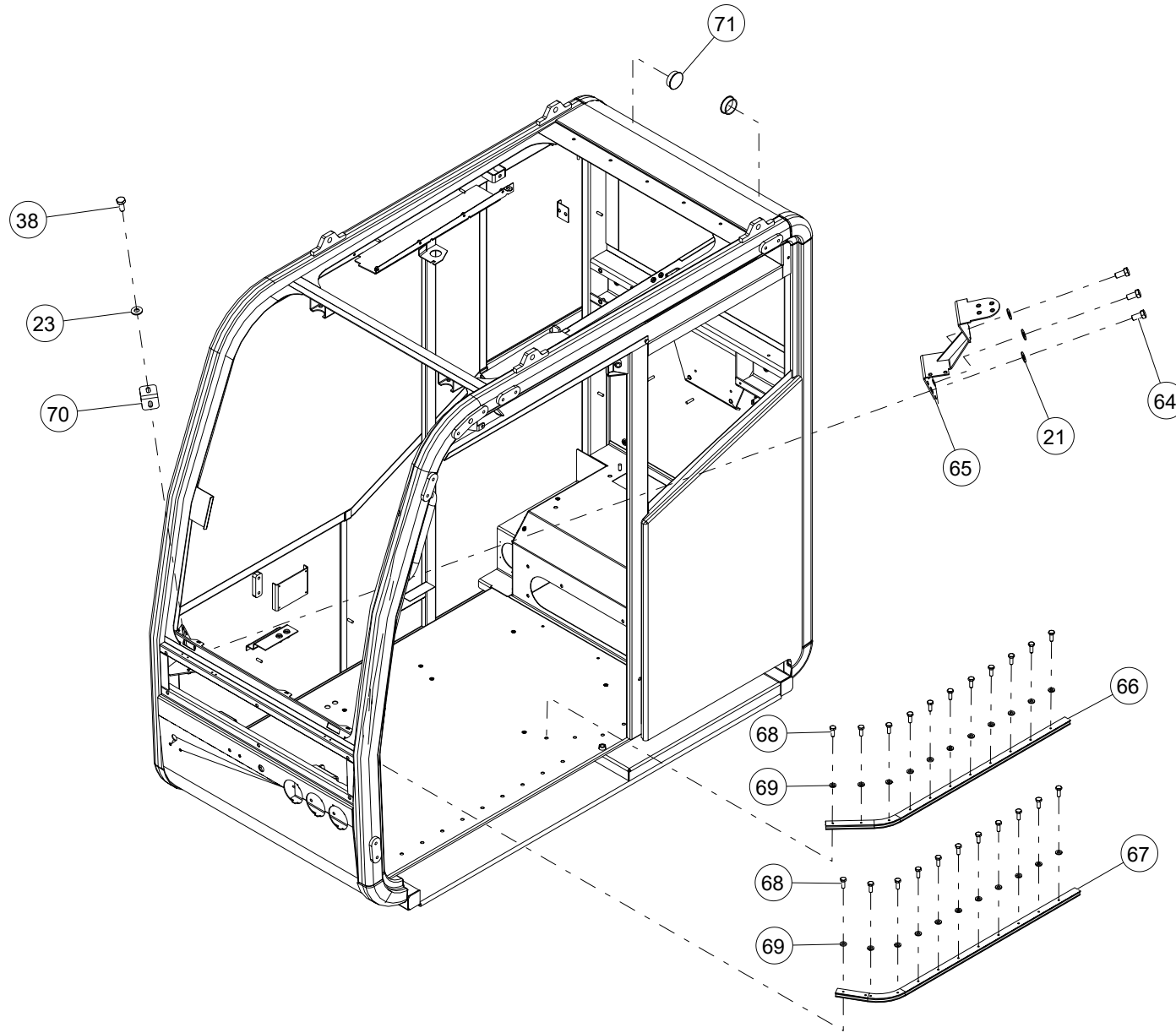
WHEN ORDERING PARTS, SPECIFY MODEL NUMBER, SERIAL NUMBER AND DESCRIPTION OF PARTS REQUIRED



WHEN ORDERING PARTS, SPECIFY MODEL NUMBER, SERIAL NUMBER AND DESCRIPTION OF PARTS REQUIRED

ITEM	PART NUMBER	DESCRIPTION	QUANTITY	NOTES
	1035037	CAB SUPPLIER ASSEMBLY		
57	T121985	SPACER, M15 OD X 15	2	
58	T111841	LATCH, WINDOW	8	
59	T140285	PLATE, LATCH MOUNTING	2	
60	SH03-C250750ZZ0	SHCS BUTTON HEAD, 1/4-20 X 3/4 LEN, ZN	4	
61	T141573	BRACKET, LEFT WINDOW LATCH	1	
62	T141574	BRACKET, RIGHT WINDOW LATCH	1	
63	T141575	BRACKET, RIGHT WINDOW LATCH	2	

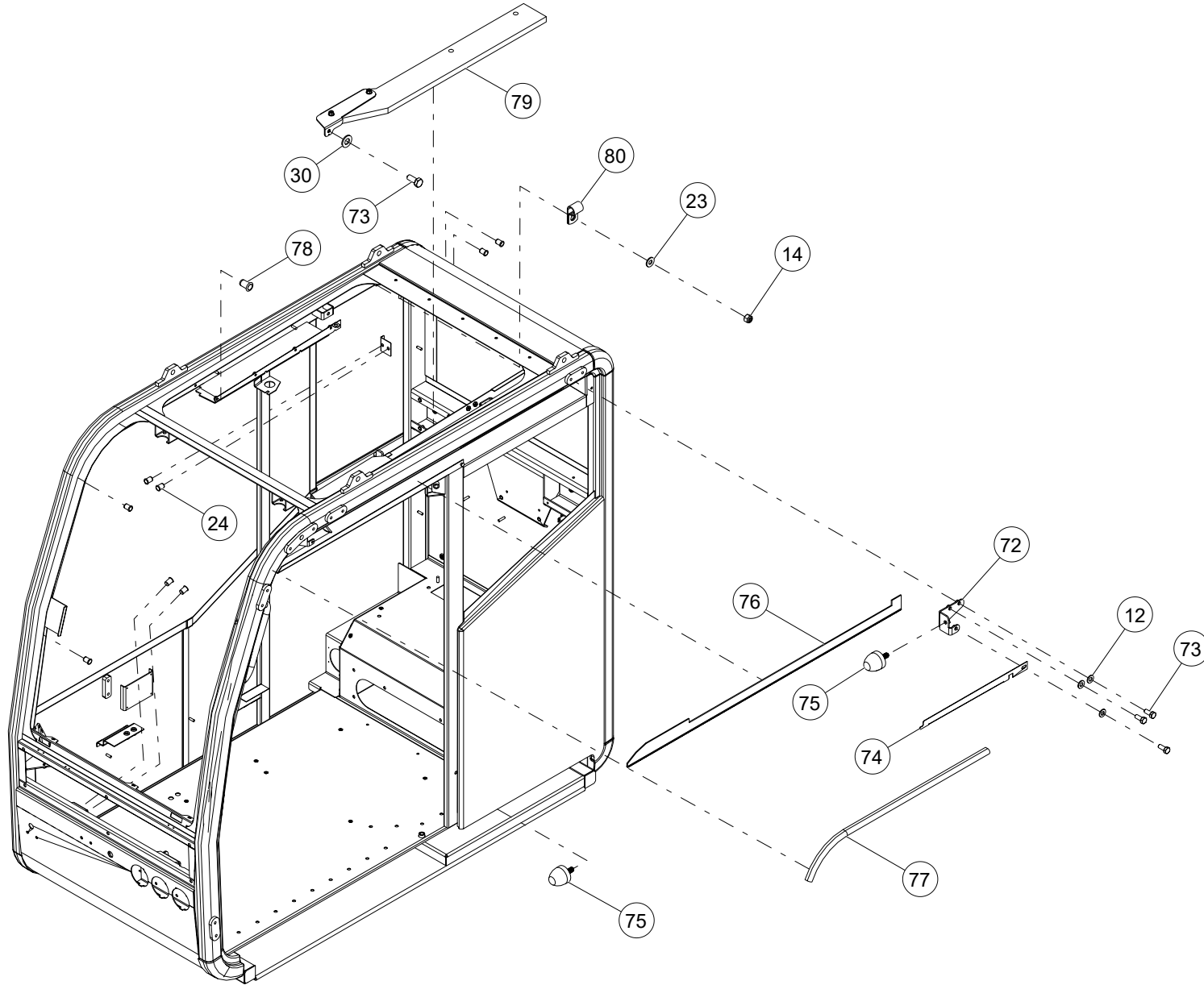
WHEN ORDERING PARTS, SPECIFY MODEL NUMBER, SERIAL NUMBER AND DESCRIPTION OF PARTS REQUIRED



WHEN ORDERING PARTS, SPECIFY MODEL NUMBER, SERIAL NUMBER AND DESCRIPTION OF PARTS REQUIRED

ITEM	PART NUMBER	DESCRIPTION	QUANTITY	NOTES
	1035037	CAB SUPPLIER ASSEMBLY		
64	HHCS-C3757508Z0	HEX HEAD CAP SCREW, 3/8-16 X 3/4 LEN, GR8, ZN	3	
65	T127126	BRACKET, MONITOR MOUNTING	1	
66	T121364	GUIDE, REAR LOWER DOOR	1	
67	T121363	GUIDE, FRONT LOWER DOOR	1	
68	HHCS-M06A016PZ0	HEX HEAD CAP SCREW, M6-1X16, C8.8	22	
69	WSH1-X06A000XZ0	WASHER, M6, STEEL, ZINC PLATED	22	
70	T147294	BRACKET, RELAY MOUNT	1	
71	T122644	PLUG, RIGID PLASTIC	2	

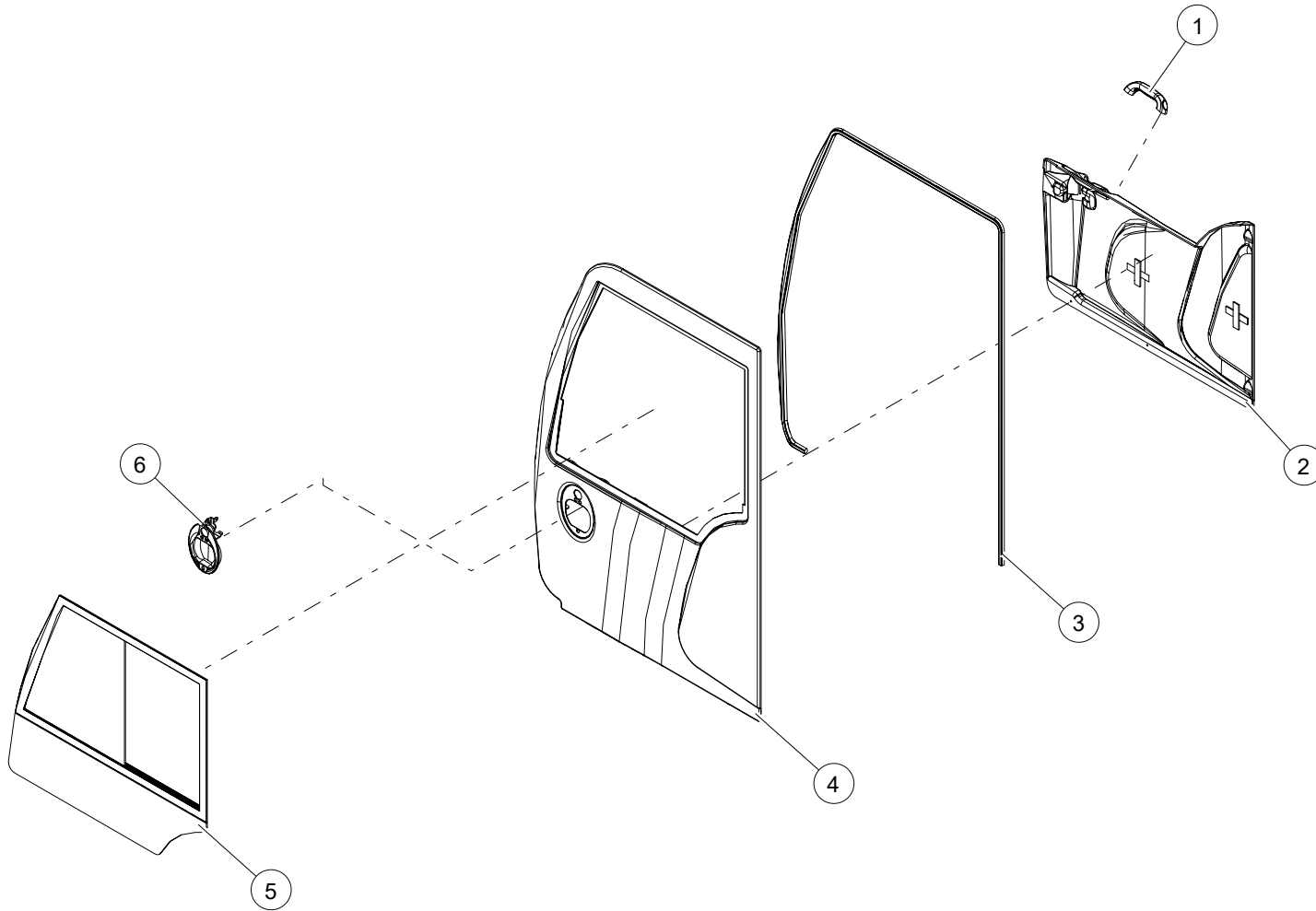
WHEN ORDERING PARTS, SPECIFY MODEL NUMBER, SERIAL NUMBER AND DESCRIPTION OF PARTS REQUIRED



WHEN ORDERING PARTS, SPECIFY MODEL NUMBER, SERIAL NUMBER AND DESCRIPTION OF PARTS REQUIRED

ITEM	PART NUMBER	DESCRIPTION	QUANTITY	NOTES
	1035037	CAB SUPPLIER ASSEMBLY		
72	1044227	BRACKET, DOOR STRIKER	1	
73	HHCS-C3137508Z0	HEX HEAD CAP SCREW, 5/16-18 X 3/4 LEN, GR8, ZN	4	
74	T106755	BRACKET, DOOR	1	
75	C1046400	STUD BUMPER, THREADED	2	
76	T106057	BRUSH, DOOR	1	
77	T112363	SEAL, BULB	1	
78	1044298	RVT, FLGHD 8-32, ST	1	
79	T122302	UPPER DOOR GUIDE ASSY	1	SEE PAGE 150
80	200B2007-4	CLAMP, MED, 1/2 ID	1	

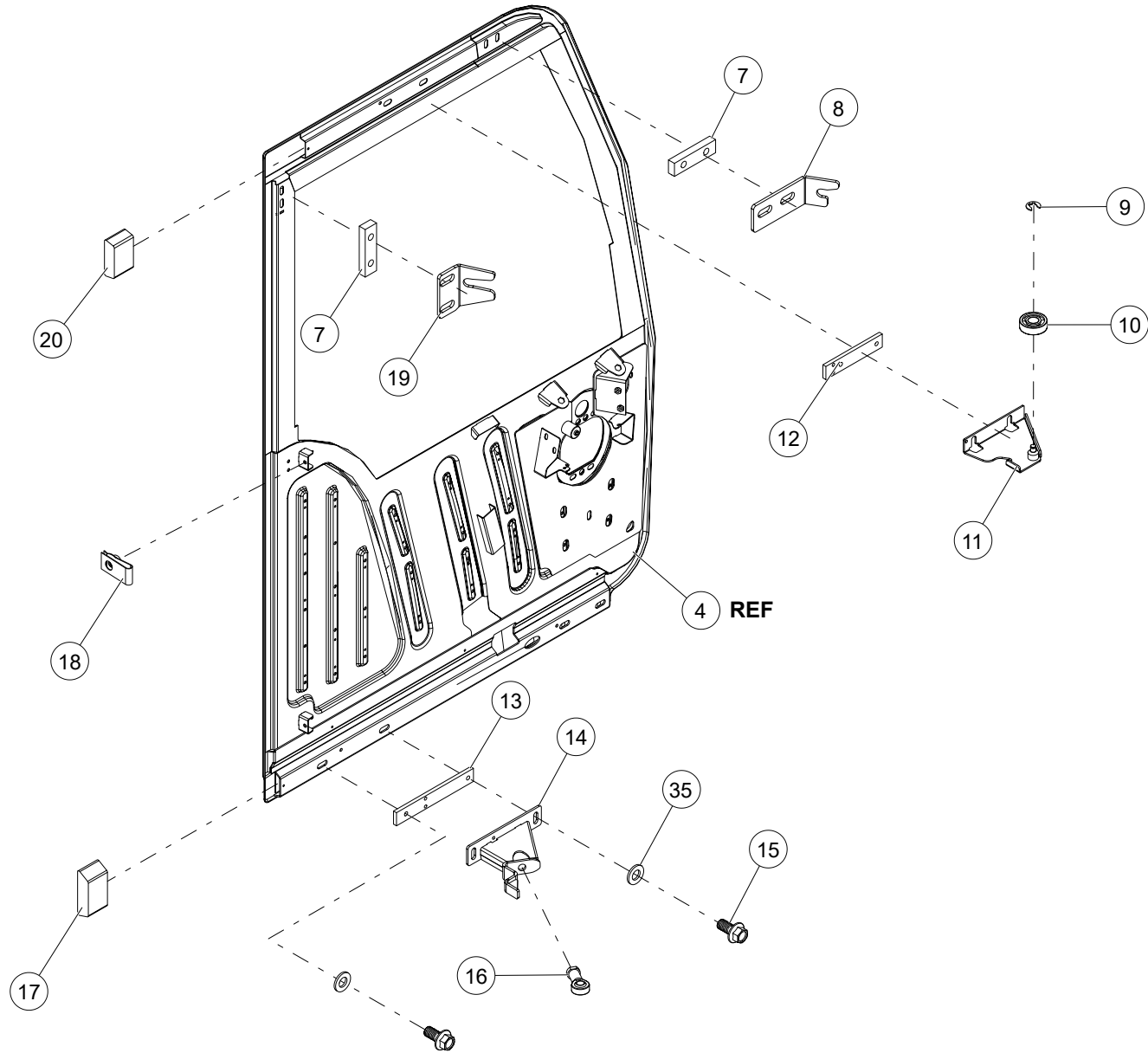
WHEN ORDERING PARTS, SPECIFY MODEL NUMBER, SERIAL NUMBER AND DESCRIPTION OF PARTS REQUIRED



WHEN ORDERING PARTS, SPECIFY MODEL NUMBER, SERIAL NUMBER AND DESCRIPTION OF PARTS REQUIRED

ITEM	PART NUMBER	DESCRIPTION	QUANTITY	NOTES
	T111882	DOOR ASSEMBLY		
1	T126005	HANDLE DOOR	1	
2	T126026	PLASTIC, INTERIOR DOOR	1	
3	T126025	SEAL DOOR	1	
4	T126018	DOOR WELDMENT	1	
5	T126024	GLASS, DOOR	1	
6	T126021	HANDLE, EXTERIOR DOOR	1	

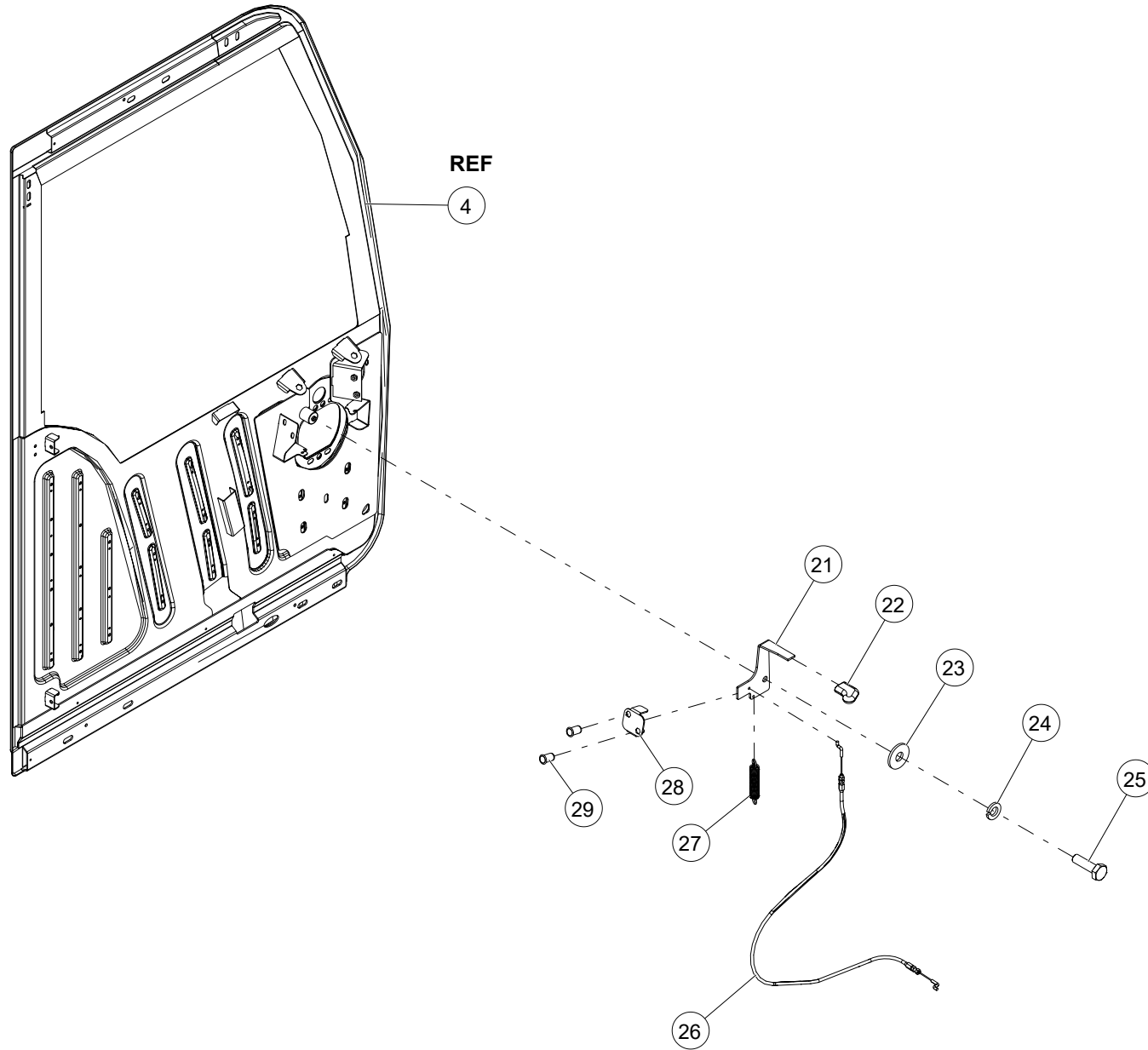
WHEN ORDERING PARTS, SPECIFY MODEL NUMBER, SERIAL NUMBER AND DESCRIPTION OF PARTS REQUIRED



WHEN ORDERING PARTS, SPECIFY MODEL NUMBER, SERIAL NUMBER AND DESCRIPTION OF PARTS REQUIRED

ITEM	PART NUMBER	DESCRIPTION	QUANTITY	NOTES
	T111882	DOOR ASSEMBLY		
7	T126015	BLOCK, THREADED, M8 - 1.25	2	
8	T126016	BRACKET, UPPER LATCH	1	
9	RET3-X07A000XP0	RING, E-CLIP M7, BLK PHOS	1	
10	T126057	ROLLER	1	
11	T126012	BRACKET, UPPER ROLLER	1	
12	T126013	BLOCK, THREADED, M10X1.5	1	Total 2 in DOOR ASSEMBLY
13	T126014	BLOCK, THREADED, M10X1.5	1	
14	T126011	BRACKET, LOWER REAR ROLLER	1	
15	S13-10CM020-28	HEX FLANGE SCREW, AM, M10X1.5X20	2	Total 4 in DOOR ASSEMBLY
16	T126060	ROD END, BALL JOINT, M14X2-D14	1	Total 2 in DOOR ASSEMBLY
17	T126009	STOP, LOWER RUBBER	1	
18	T112317	NUT, CLIP-ON, M5-0.8	1	Total 2 in DOOR ASSEMBLY
19	T126017	BRACKET, REAR LATCH	1	
20	T126008	STOP, UPPER RUBBER	1	

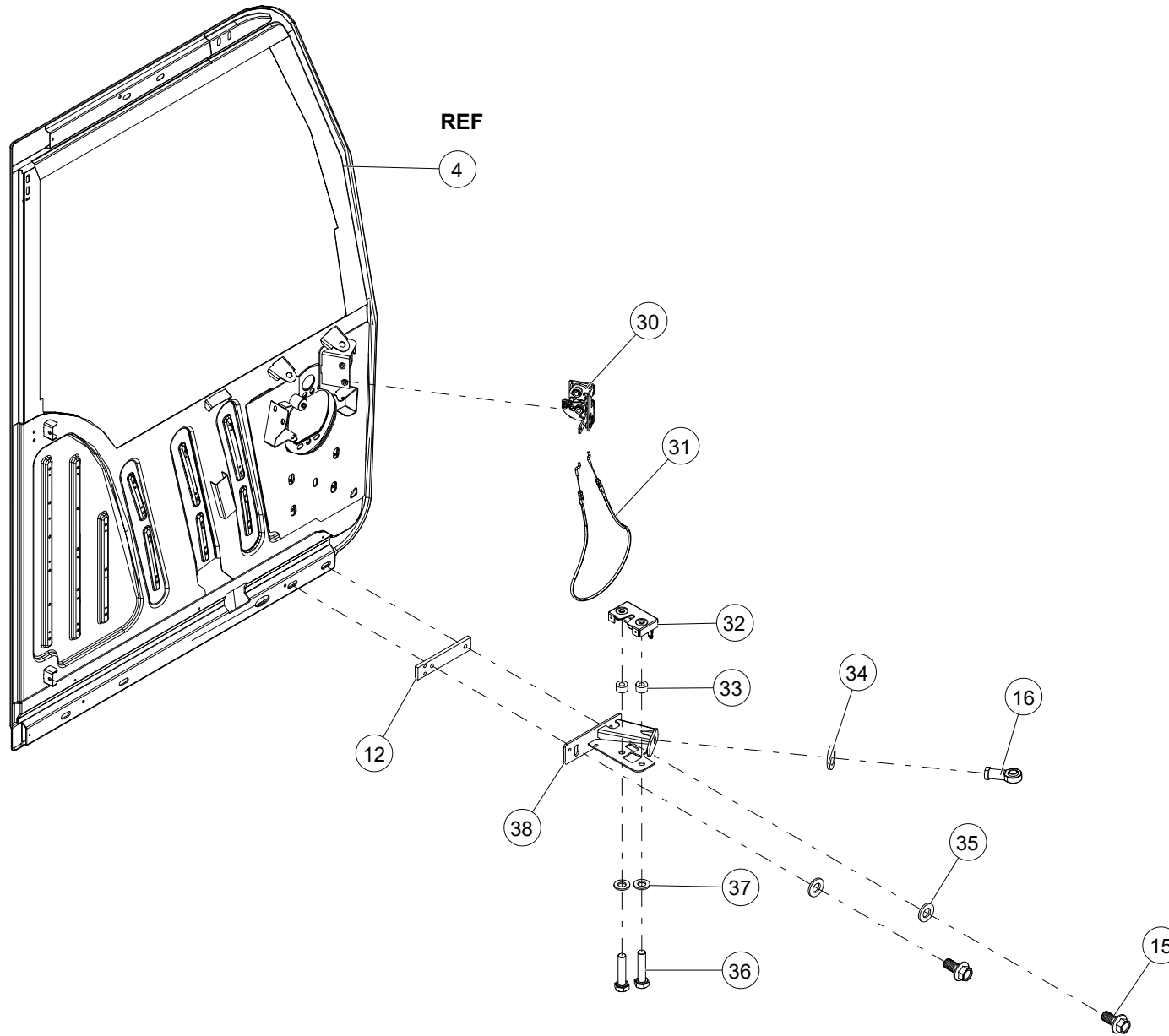
WHEN ORDERING PARTS, SPECIFY MODEL NUMBER, SERIAL NUMBER AND DESCRIPTION OF PARTS REQUIRED



WHEN ORDERING PARTS, SPECIFY MODEL NUMBER, SERIAL NUMBER AND DESCRIPTION OF PARTS REQUIRED

ITEM	PART NUMBER	DESCRIPTION	QUANTITY	NOTES
	T111882	DOOR ASSEMBLY		
21	T126019	BRACKET, DOOR RELEASE	1	
22	T126153	HANDLE, DOOR RELEASE	1	
23	WSH3-X06A000XZ0	WASHER FENDER, M6, STEEL, ZINC PLATED	1	
24	WSH4-X06A000XZ0	LOCK WASHER, M6, STEEL, ZINC	1	
25	HHCS-M06A020PZ0	SCR, HHCS, M6-1 X 20, ZINC, CLASS 8.8	1	
26	T126023	CABLE, DOOR RELEASE	1	
27	T126058	SPRING RELEASE	1	
28	T126020	BRACKET, RELEASE STOP	1	
29	V01-06AM017-Y2	RVT, FLGHD M6X1.0X17.27-GRIP 4.20-6.60	2	

WHEN ORDERING PARTS, SPECIFY MODEL NUMBER, SERIAL NUMBER AND DESCRIPTION OF PARTS REQUIRED

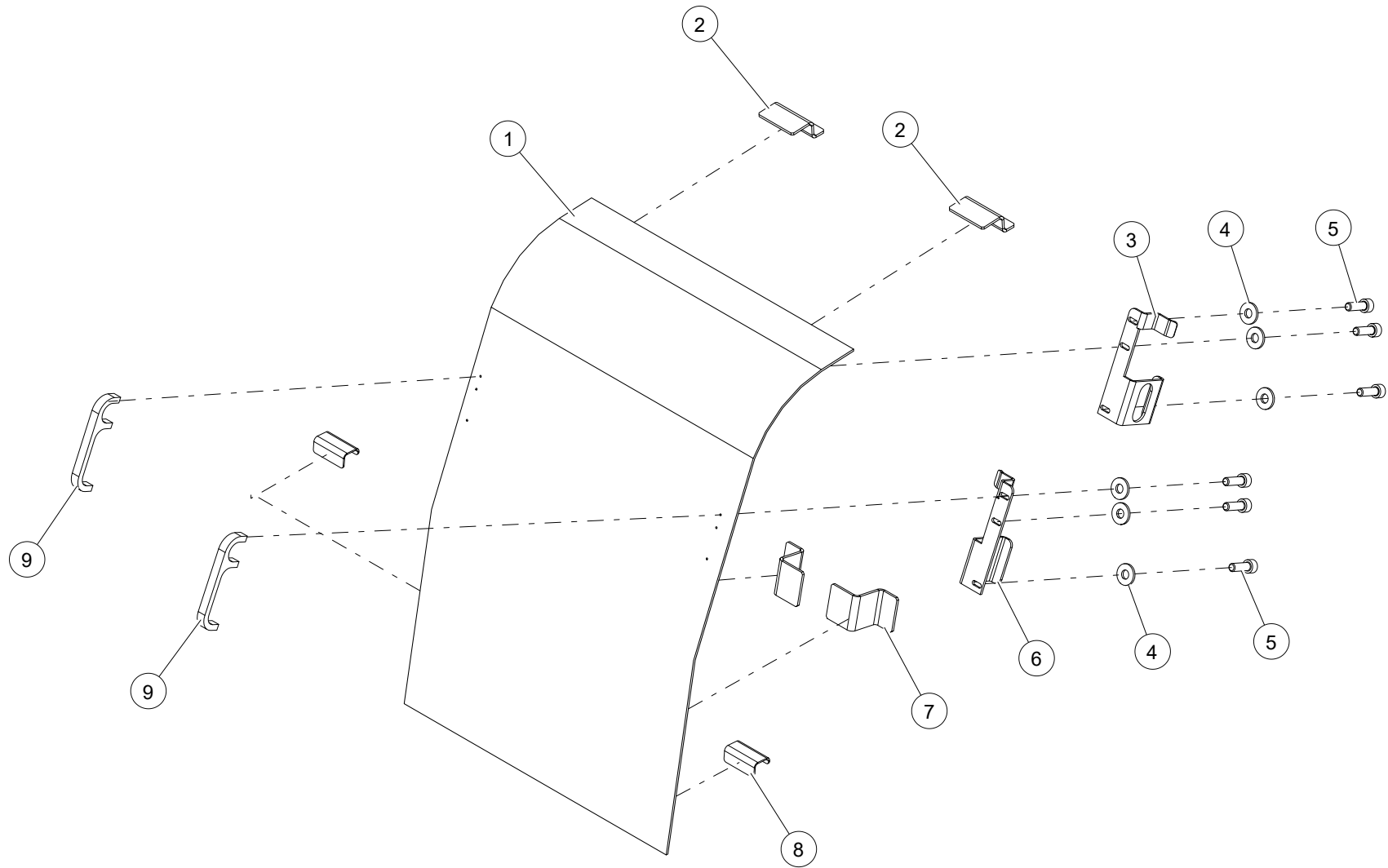


WHEN ORDERING PARTS, SPECIFY MODEL NUMBER, SERIAL NUMBER AND DESCRIPTION OF PARTS REQUIRED

ITEM	PART NUMBER	DESCRIPTION	QUANTITY	NOTES
	T111882	DOOR ASSEMBLY		
30	T126007	LATCH, MAIN DOOR	1	
31	T126022	CABLE, DOOR OPEN	1	
32	T126006	LATCH, LOWER DOOR	1	
33	T126059	SPACER, M18ODX10	2	
34	WSH1-X14E000XZ0	WASHER, M14, STEEL, ZINC	1	
35	WSH1-X10C000XZ0	WASHER, M10, STEEL, ZINC PLATED	4	
36	HHCS-M08B035PZ0	SCR, HHCS, M8-1.25 X 35, ZINC, CLASS 8.8	2	
37	WSH1-X08B000PZ0	WASHER, M8, STEEL, ZINC	2	
38	T126010	BRACKET, LOWER FRONT ROLLER	1	

WHEN ORDERING PARTS, SPECIFY MODEL NUMBER, SERIAL NUMBER AND DESCRIPTION OF PARTS REQUIRED

WINDSHIELD, FRONT



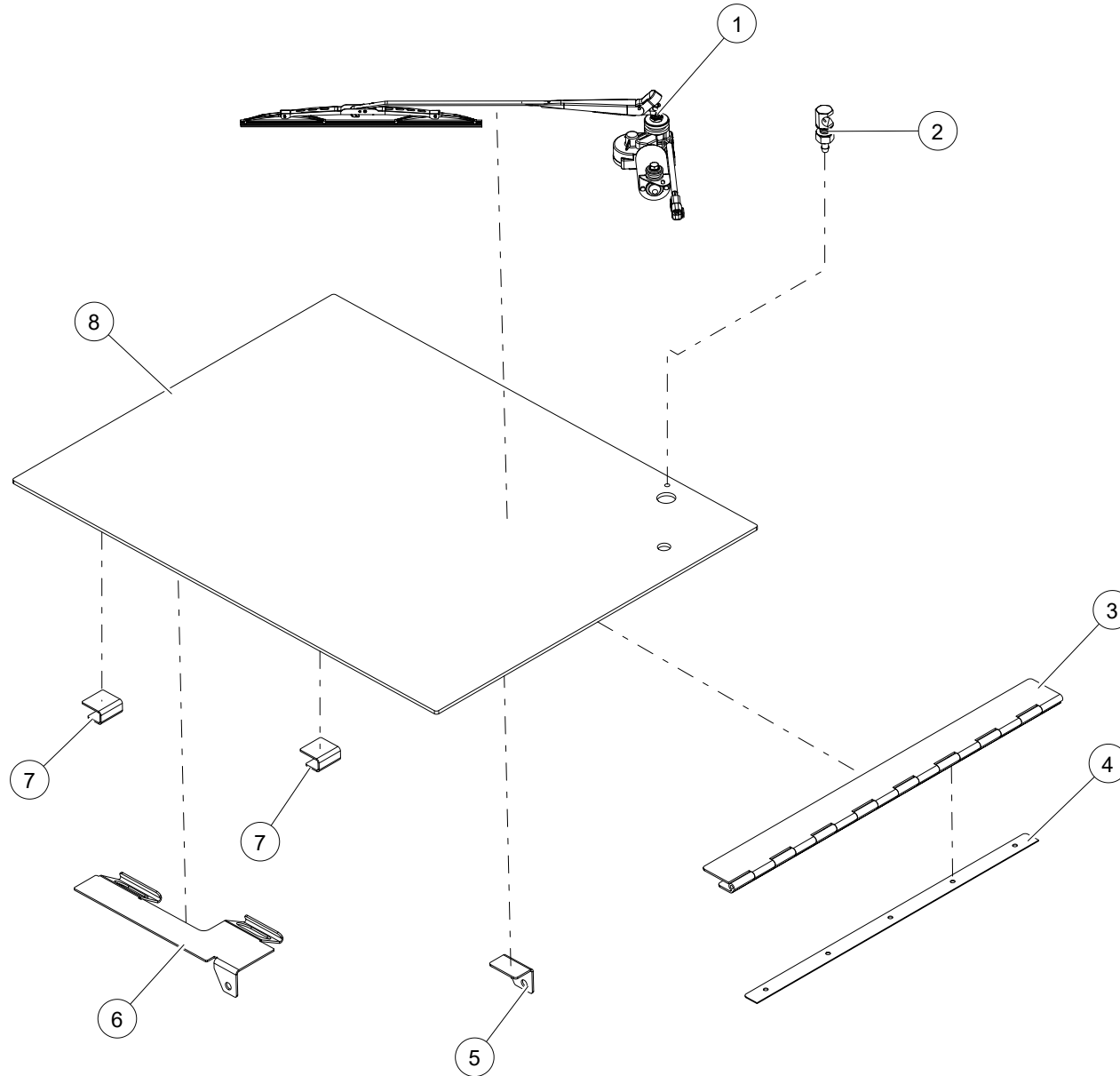
WHEN ORDERING PARTS, SPECIFY MODEL NUMBER, SERIAL NUMBER AND DESCRIPTION OF PARTS REQUIRED

WINDSHIELD, FRONT

ITEM	PART NUMBER	DESCRIPTION	QUANTITY	NOTES
	1040217	WINDSHIELD, FRONT		
1	T133555	GLASS, FRONT	1	
2	T134840	BRACKET, WINDSHIELD LATCH	2	
3	T140289	PLATE, RIGHT WINDSHIELD LATCH	1	
4	WSH1-X1640002Z0	WASHER, #8, GR2, ZN	6	
5	SHCS-C164500ZR0	SOCKET HEAD CAP SCREW, 8-32 X 1/2 LEN, NF	6	
6	T140290	PLATE, LEFT WINDSHIELD LATCH	1	
7	T134730	BRACKET, WINDSHIELD LATCH	2	
8	T134731	BRACKET, GLASS HOLDING	2	
9	1040216	HANDLE	2	

WHEN ORDERING PARTS, SPECIFY MODEL NUMBER, SERIAL NUMBER AND DESCRIPTION OF PARTS REQUIRED

ROOF HATCH ASSEMBLY

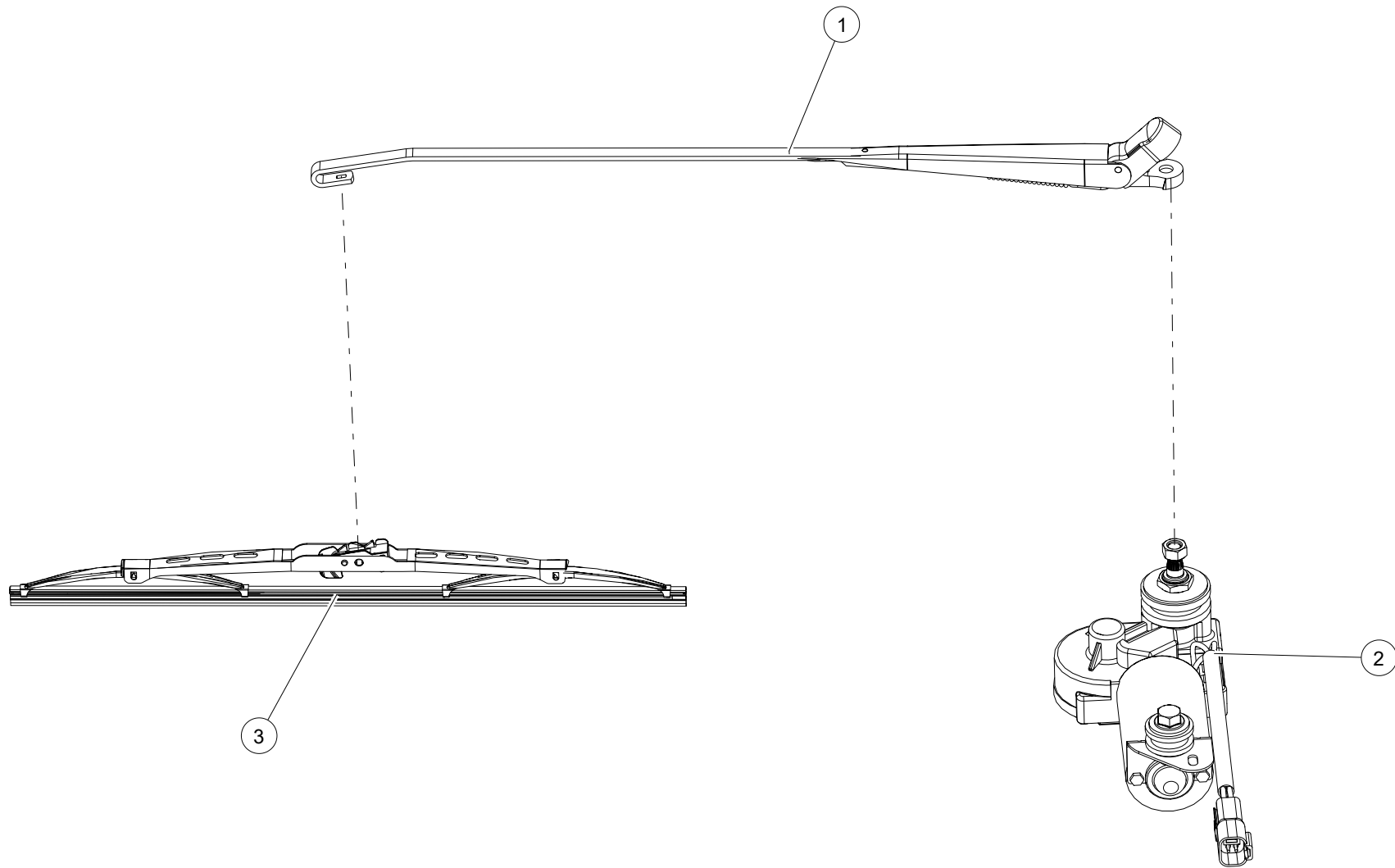


WHEN ORDERING PARTS, SPECIFY MODEL NUMBER, SERIAL NUMBER AND DESCRIPTION OF PARTS REQUIRED

ROOF HATCH ASSEMBLY

ITEM	PART NUMBER	DESCRIPTION	QUANTITY	NOTES
	1043876	ROOF HATCH ASSEMBLY		
1	T134844	WIPER, ROOF	1	SEE PAGE 146
2	T135314	SPRAYER, WIPER MIST	1	
3	T135202	HINGE, ROOF	1	
4	T111839	GASKET, ROOF HATCH	1	
5	1043877	PLATE, BRACKET	1	
6	1043896	PLATE, LEFT HANDLE	1	
7	T134841	BRACKET, WINDSHIELD LATCH	2	
8	T133365	GLASS, ROOF	1	

WHEN ORDERING PARTS, SPECIFY MODEL NUMBER, SERIAL NUMBER AND DESCRIPTION OF PARTS REQUIRED



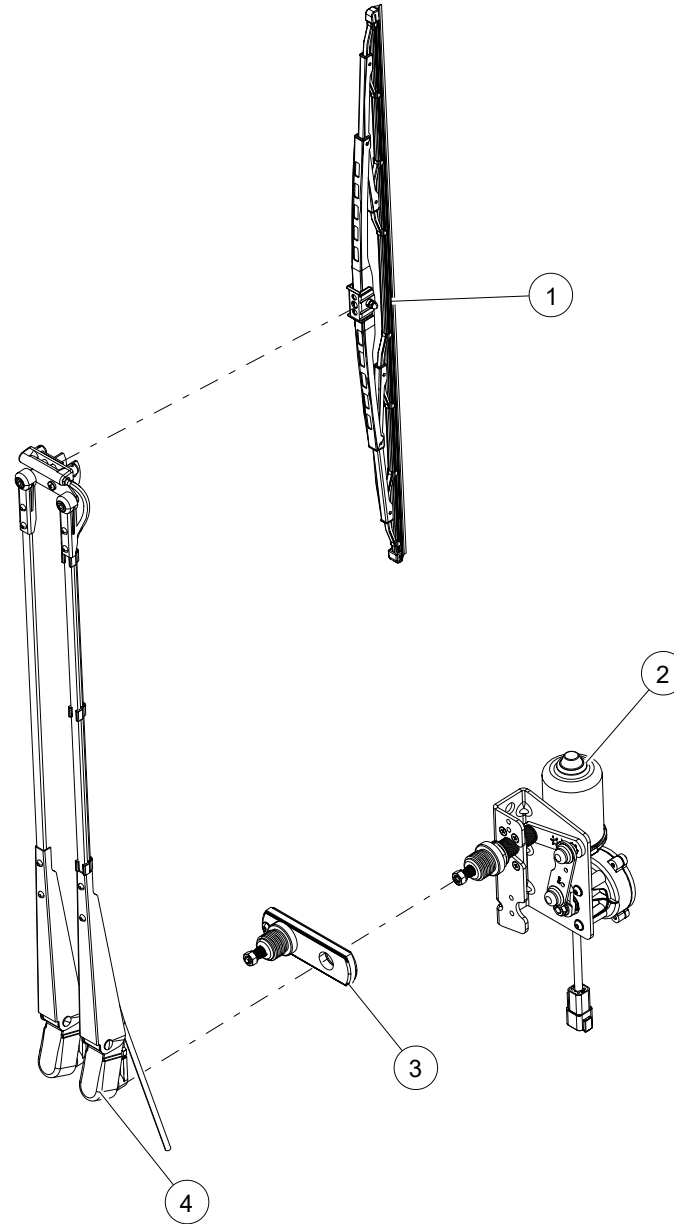
WHEN ORDERING PARTS, SPECIFY MODEL NUMBER, SERIAL NUMBER AND DESCRIPTION OF PARTS REQUIRED

WIPER, ROOF

ITEM	PART NUMBER	DESCRIPTION	QUANTITY	NOTES
	T134844	WIPER, ROOF		
1	T135201	ARM, ROOF WIPER	1	
2	T134843	MOTOR, ROOF WIPER	1	
3	T135200	BLADE, ROOF WIPER	1	

WHEN ORDERING PARTS, SPECIFY MODEL NUMBER, SERIAL NUMBER AND DESCRIPTION OF PARTS REQUIRED

FRONT WIPER ASSEMBLY



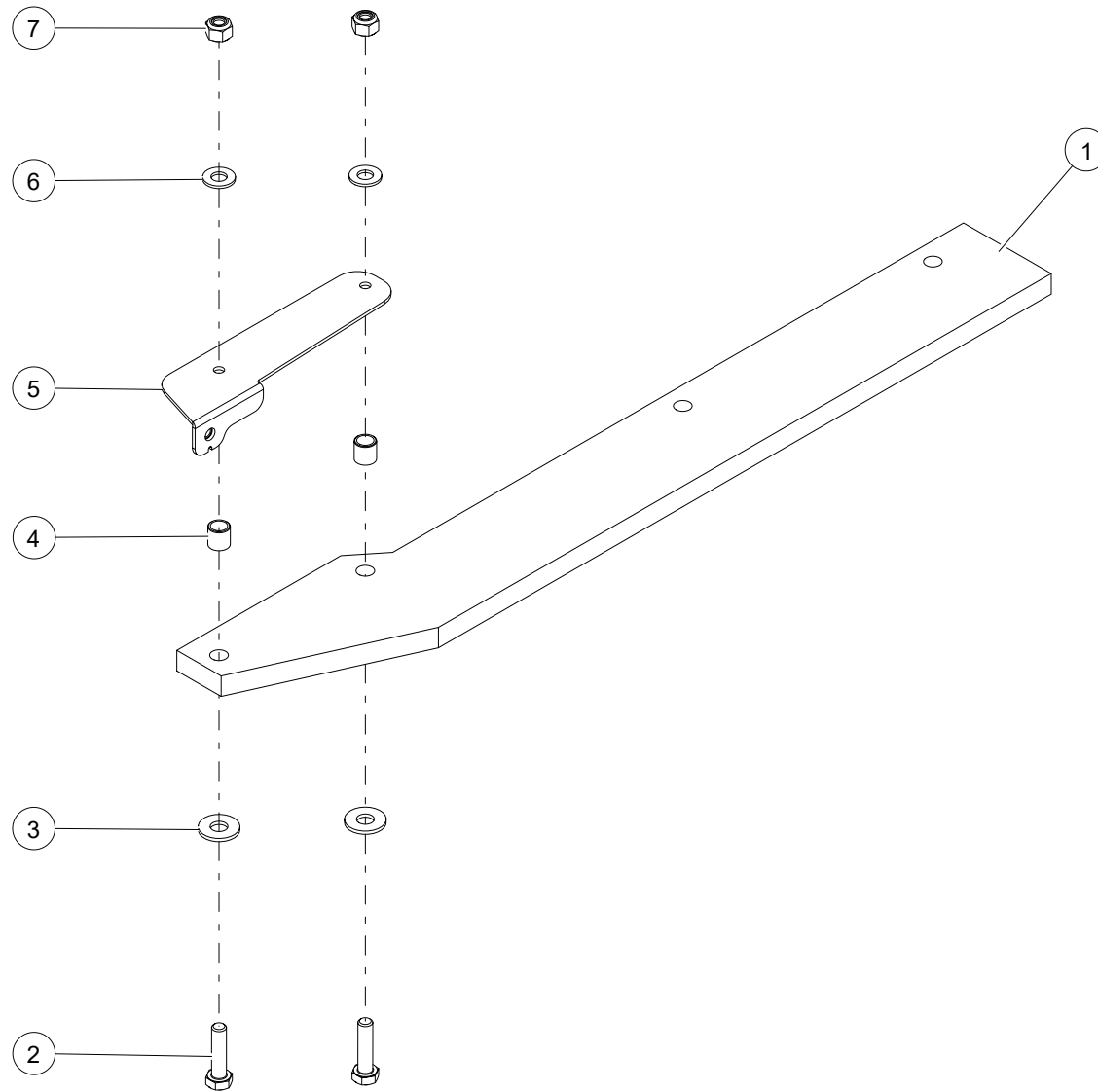
WHEN ORDERING PARTS, SPECIFY MODEL NUMBER, SERIAL NUMBER AND DESCRIPTION OF PARTS REQUIRED

FRONT WIPER ASSEMBLY

ITEM	PART NUMBER	DESCRIPTION	QUANTITY	NOTES
	T134724	FRONT WIPER ASSEMBLY		
1	T135109	BLADE, FRONT WIPER	1	
2	T134874	MOTOR, FRONT WIPER	1	
3	T135247	ADAPTER, SLAVE PIVOT	1	
4	T135110	ARM, FRONT WIPER	1	

WHEN ORDERING PARTS, SPECIFY MODEL NUMBER, SERIAL NUMBER AND DESCRIPTION OF PARTS REQUIRED

UPPER DOOR GUIDE ASSEMBLY

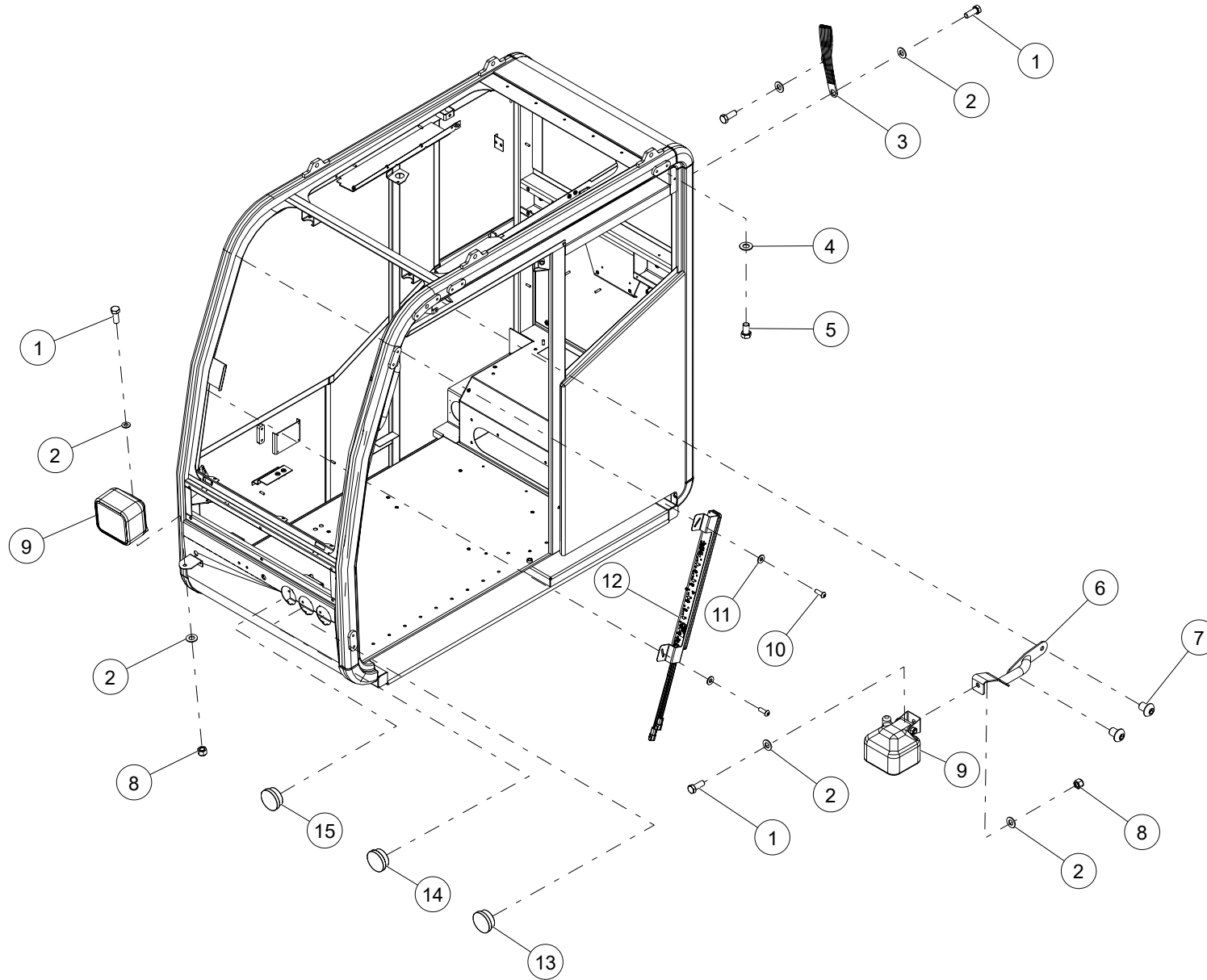


WHEN ORDERING PARTS, SPECIFY MODEL NUMBER, SERIAL NUMBER AND DESCRIPTION OF PARTS REQUIRED

UPPER DOOR GUIDE ASSEMBLY

ITEM	PART NUMBER	DESCRIPTION	QUANTITY	NOTES
	T122302	UPPER DOOR GUIDE ASSEMBLY		
1	T121365	GUIDE, UPPER DOOR	1	
2	HHCS-M08B035PZ0	SCR, HHCS M8-1.25 X 35 FT, ST SQC C8.8	2	
3	WSH3-X08B000XZ0	WASHER, FENDER, M8, STL	2	
4	T121985	SPACER, M15 OD X 15	2	
5	T121366	BRACKET, UPPER GUIDE	1	
6	WSH1-X08B000PZ0	WSH, FLAT M8 DIN125, ST SQC	2	
7	NUT3-M08B000PZ0	NYLON HEX NUT, M8-1.25, STL Z C8	2	

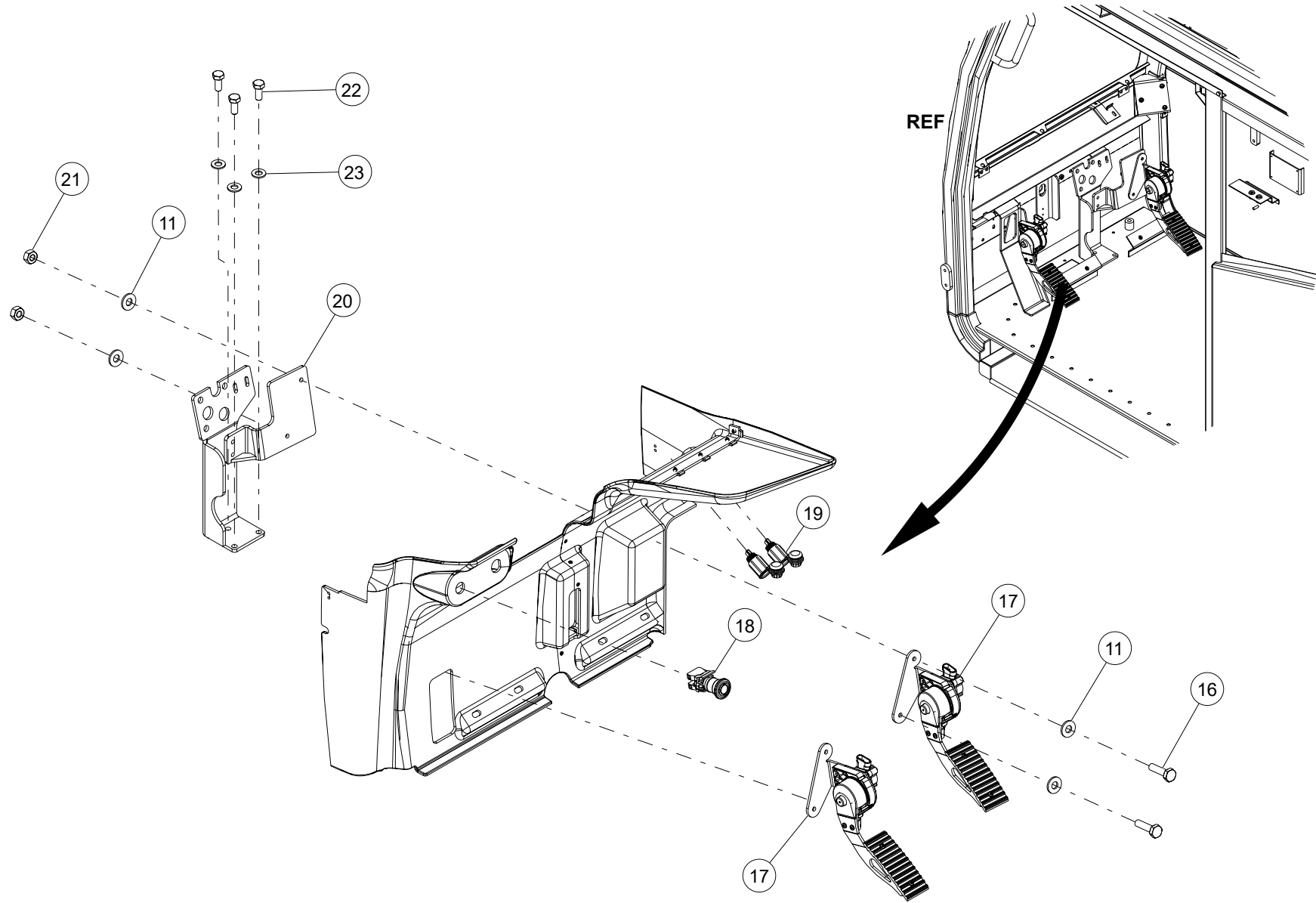
WHEN ORDERING PARTS, SPECIFY MODEL NUMBER, SERIAL NUMBER AND DESCRIPTION OF PARTS REQUIRED



WHEN ORDERING PARTS, SPECIFY MODEL NUMBER, SERIAL NUMBER AND DESCRIPTION OF PARTS REQUIRED

ITEM	PART NUMBER	DESCRIPTION	QUANTITY	NOTES
	1027132	CAB ELECTRICAL INSTALLATION		
1	HHCS-C375A008R0	HEX HEAD CAP SCREW, 3/8-16 X 1 LEN, GR8, NF	4	
2	WSH1-X3750008Z0	WASHER, 3/8, GR8, ZN	6	
3	T111843	GROUND STRAP	1	
4	WSH2-X4380008Z0	SAE WASHER, 7/16, GR8, ZN	1	
5	HHCS-C4387508Z0	HEX HEAD CAP SCREW, 7/16-14 X 3/4 LEN, GR8, ZN	1	
6	T143356	BRACKET, WORK LIGHT LHS	1	
7	SH03-C375500ZZ0	SHCS BUTTON HEAD, 3/8-16 X 1/2 LEN, ZN	2	
8	NUT3-C3750008Z0	NYLON LOCK NUT, 3/8-16, GR8, ZN	2	
9	1044442	LIGHT, WORK	2	
10	SH03-C250750ZZ0	SHCS BUTTON HEAD, 1/4-20 X 3/4 LEN, ZN	2	
11	WSH2-X2500008Z0	SAE WASHER, 1/4, GR8, ZN	2	Total 9 in CAB ELECTRICAL INSTALLATION
12	C1045487	LIGHT BAR	1	
13	T120451	LIGHT RED MODE	1	
14	T120449	LIGHT AMBER MODE	1	
15	T120450	LIGHT GREEN MODE	1	

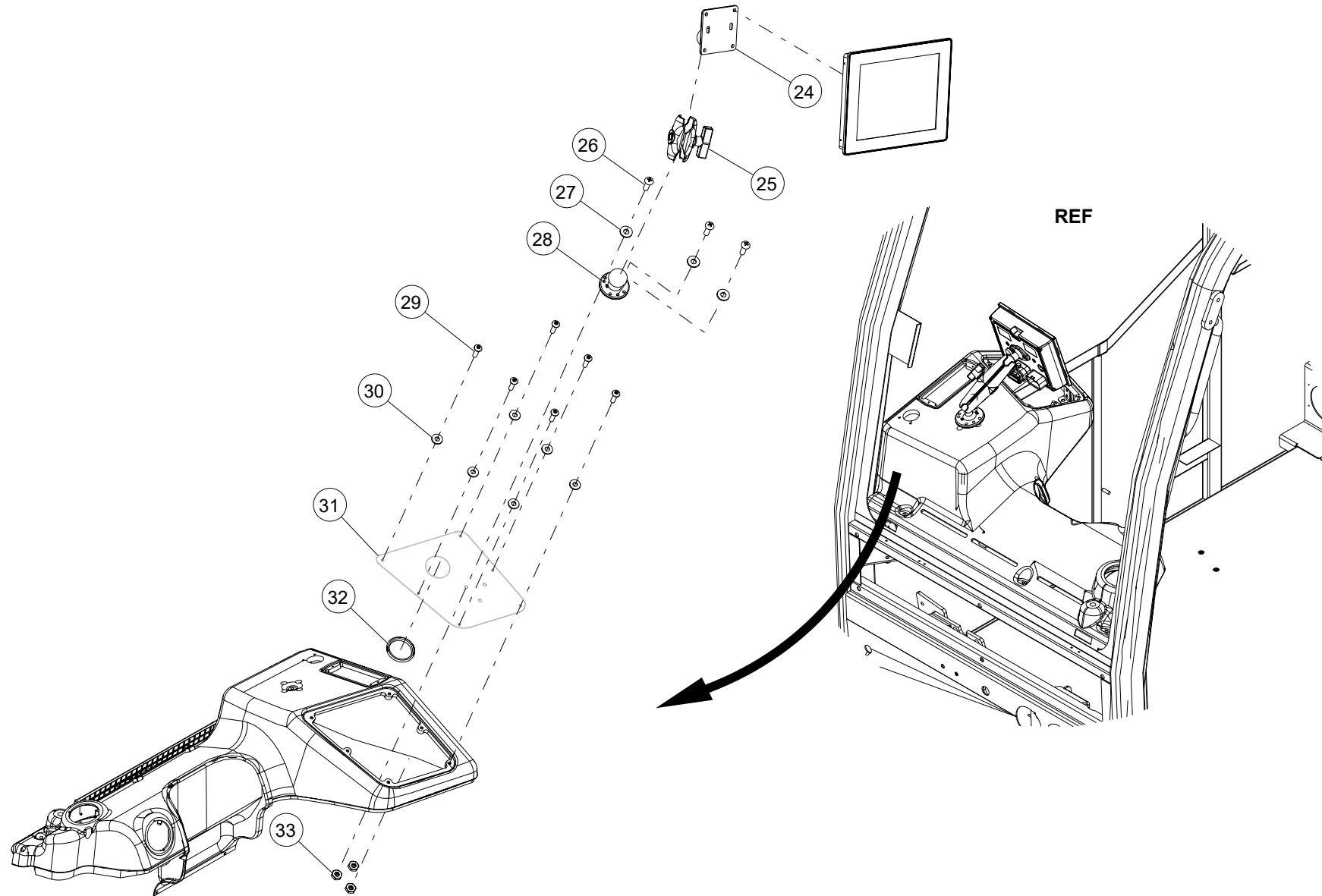
WHEN ORDERING PARTS, SPECIFY MODEL NUMBER, SERIAL NUMBER AND DESCRIPTION OF PARTS REQUIRED



WHEN ORDERING PARTS, SPECIFY MODEL NUMBER, SERIAL NUMBER AND DESCRIPTION OF PARTS REQUIRED

ITEM	PART NUMBER	DESCRIPTION	QUANTITY	NOTES
	1027132	CAB ELECTRICAL INSTALLATION		
16	HHCS-C250A008Z1	HEX HEAD CAP SCREW, 1/4-20 X 1 LEN, GR8, ZN, FULL THREAD	2	
17	T122874	PEDAL, THROTTLE	2	
18	T160366	SWITCH, E-STOP	1	
19	T111819	POWER OUTLET ASSEMBLY	2	
20	T122264	BRACKET, BRAKE THROTTLE PEDAL	1	
21	NUT1-C2500008Z0	HEX NUT, 1/4-20, GR8, ZN	2	
22	HHCS-C3137508Z0	HEX HEAD CAP SCREW, 5/16-18 X 3/4 LEN, GR8, ZN	3	
23	WSH2-X3130008Z0	SAE WASHER, 5/16, GR8, ZN	3	

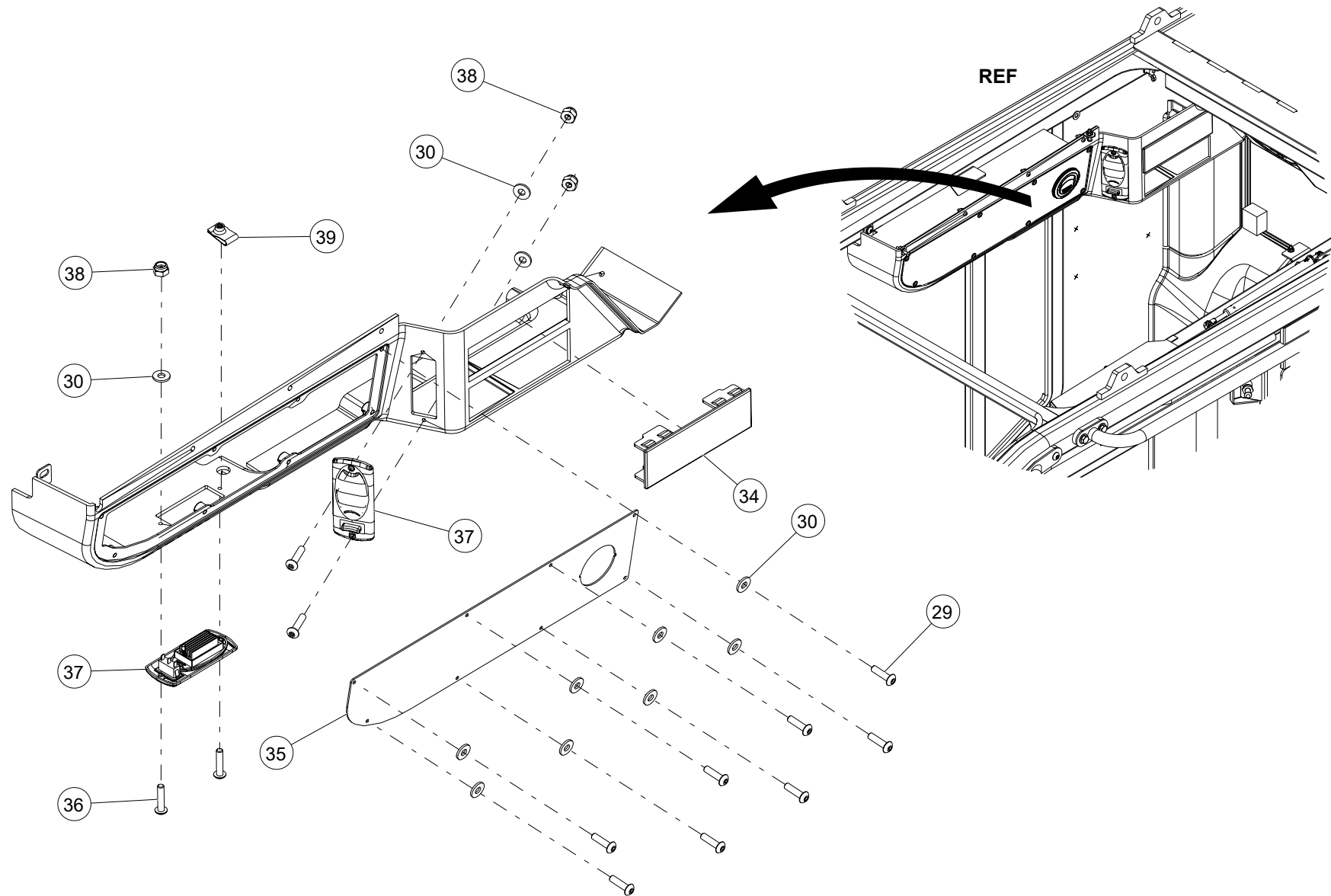
WHEN ORDERING PARTS, SPECIFY MODEL NUMBER, SERIAL NUMBER AND DESCRIPTION OF PARTS REQUIRED



Nim aut ut presecae pliquas endeliquat re, que poremolorese nate prae. Nam am amenditam denest, qui asseculpa peruntem quate dis di natus qui quidusa piciname platquatus, tes earciatur rectem. Inimil allic tempus, quiatulur, sllim consequere prehima ximusam, serenducia consequodi te pa commolofit labo. Minulpa de nonsecat ~~CHAPTER 1~~ fuga. Ment, sita isqui tem im is ut et facipsam quatur?

ITEM	PART NUMBER	DESCRIPTION	QUANTITY	NOTES
	1027132	CAB ELECTRICAL INSTALLATION		
24	1035137	RAM 3-5/8" SQ. ML. VESA BASE WITH BALL	1	
25	1035155	Ball-Grip C SIZE 3.5"	1	
26	MS09-C190625ZR0	MACHINE SCREW, 10-24 X 5/8 LEN, NF	3	
27	WSH2-X1900002Z0	SAE WASHER, #10, GR2, ZN	3	
28	1035136	RAM MOUNT BASE MOUNT ROUND SIZE C	1	
29	SH03-C164625ZZ0	SHCS BUTTON HEAD, 8-32 X 5/8 LEN, ZN	6	Total 14 in CAB ELECTRICAL INSTALLATION
30	WSH2-X1640008Z0	SAE WASHER, #8, GR8, ZN	6	Total 17 in CAB ELECTRICAL INSTALLATION
31	1027135	PLATE, FRONT DASH SWITCH	1	
32	1035050	HEYCO GROMMET, OD 2IN	1	
33	NUT1-C1905Z0	HEX NUT, #10-24, GRADE 5 Z	3	

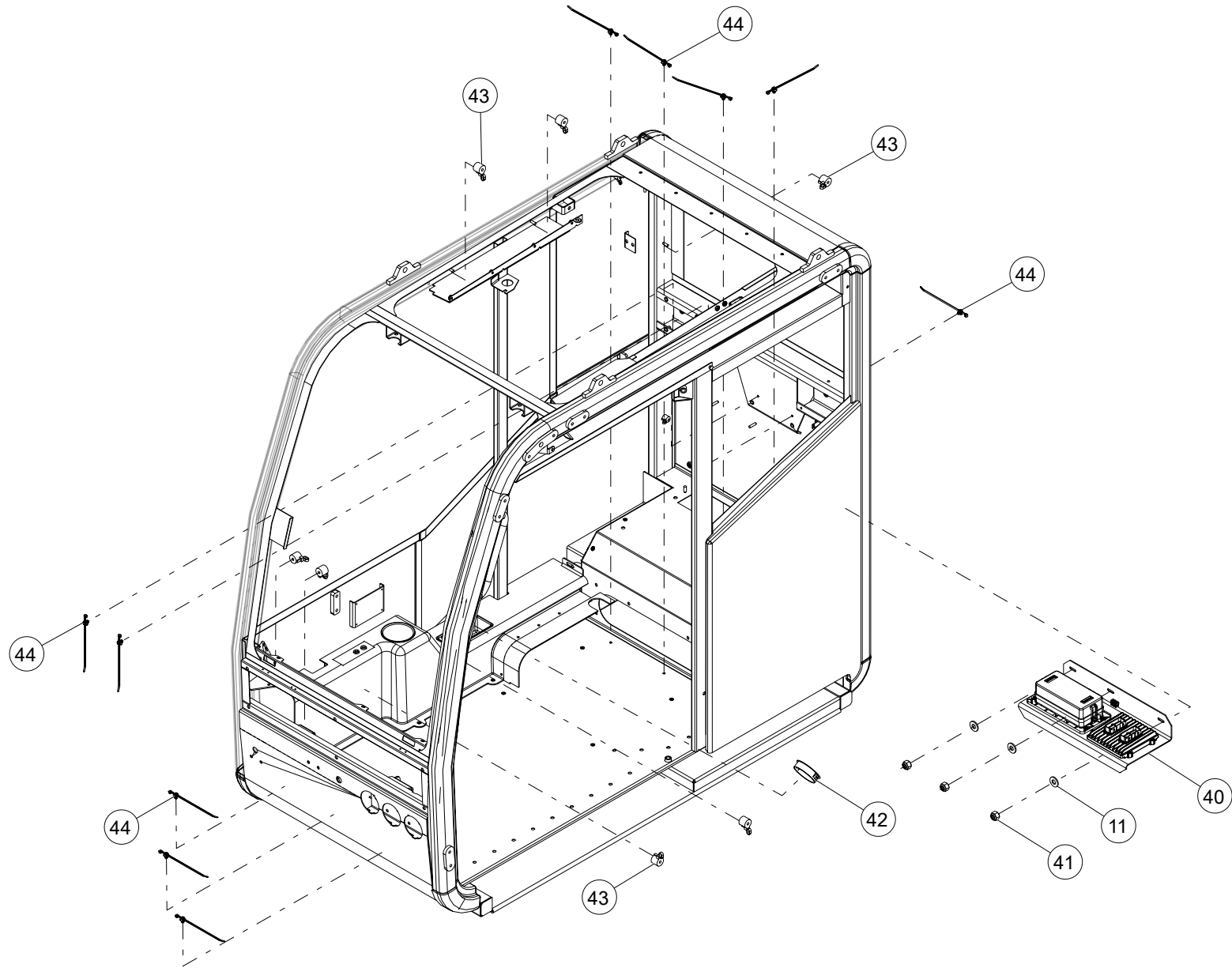
WHEN ORDERING PARTS, SPECIFY MODEL NUMBER, SERIAL NUMBER AND DESCRIPTION OF PARTS REQUIRED



WHEN ORDERING PARTS, SPECIFY MODEL NUMBER, SERIAL NUMBER AND DESCRIPTION OF PARTS REQUIRED

ITEM	PART NUMBER	DESCRIPTION	QUANTITY	NOTES
	1027132	CAB ELECTRICAL INSTALLATION		
34	T122107	COVER PLATE DIN	1	
35	1027134	PANEL, UPPER SWITCH	1	
36	SH03-C164750ZZ0	SHCS BUTTON HEAD, 8-32 X 3/4 LEN, ZN	4	
37	T120436	LIGHT, DOME	2	
38	C1046049	#8-32, Hex Nylon Insert Locknut	3	
39	C1046117	NUT, CLIP ON #8-32	1	

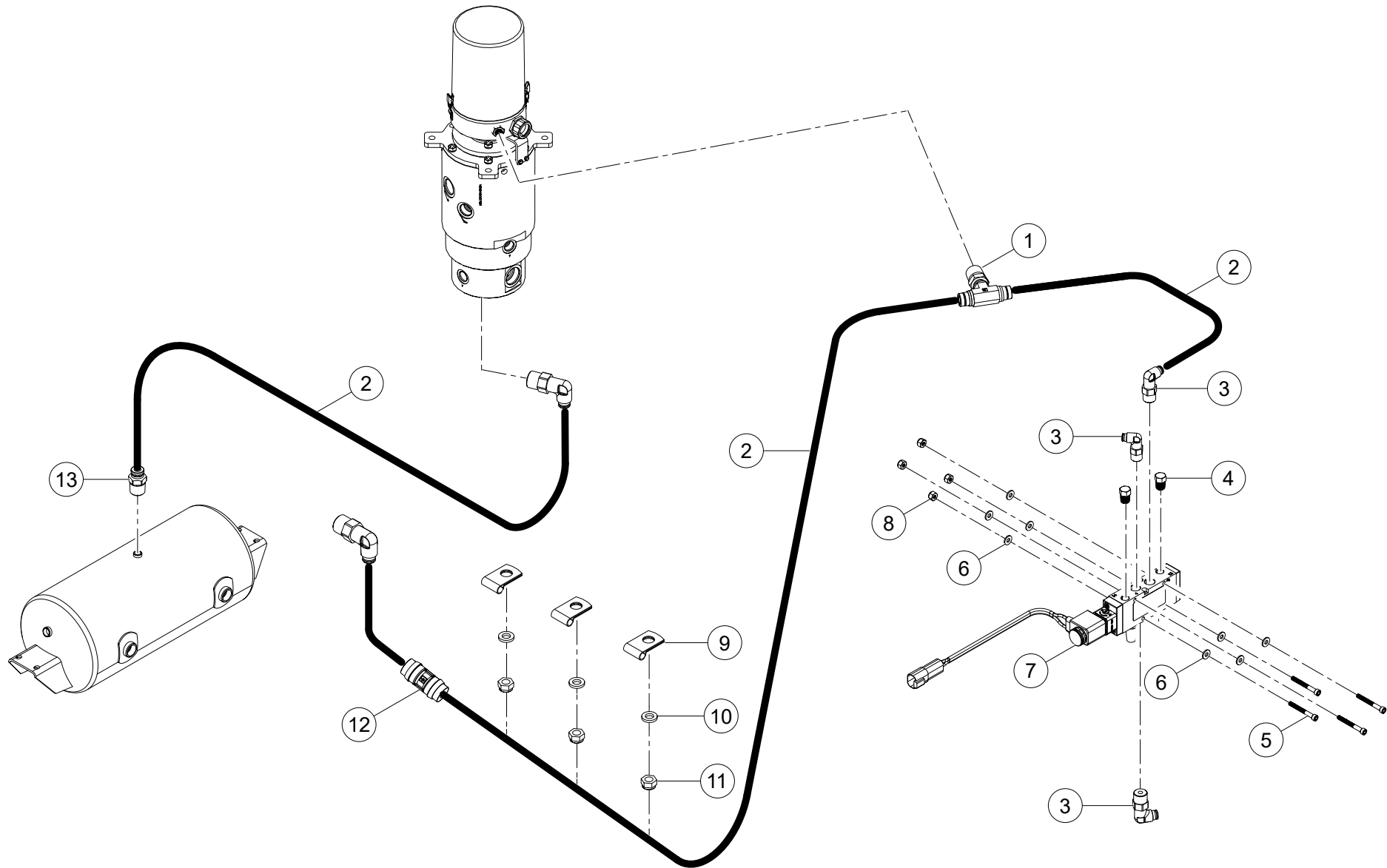
WHEN ORDERING PARTS, SPECIFY MODEL NUMBER, SERIAL NUMBER AND DESCRIPTION OF PARTS REQUIRED



WHEN ORDERING PARTS, SPECIFY MODEL NUMBER, SERIAL NUMBER AND DESCRIPTION OF PARTS REQUIRED

ITEM	PART NUMBER	DESCRIPTION	QUANTITY	NOTES
	1027132	CAB ELECTRICAL INSTALLATION		
40	1034055	FUSE HOLDER BRACKET	1	
41	NUT3-C2500008Z0	NYLON LOCK NUT, 1/4-20, GR8, ZN	3	
42	T137463	PLUG, 1.5 BLACK DOME	1	
43	T106055	CABLE TIE, STUB MOUNT	7	Total 17 in CAB ELECTRICAL INSTALLATION
44	T108861	MOUNT, CABLE TIE	10	

WHEN ORDERING PARTS, SPECIFY MODEL NUMBER, SERIAL NUMBER AND DESCRIPTION OF PARTS REQUIRED



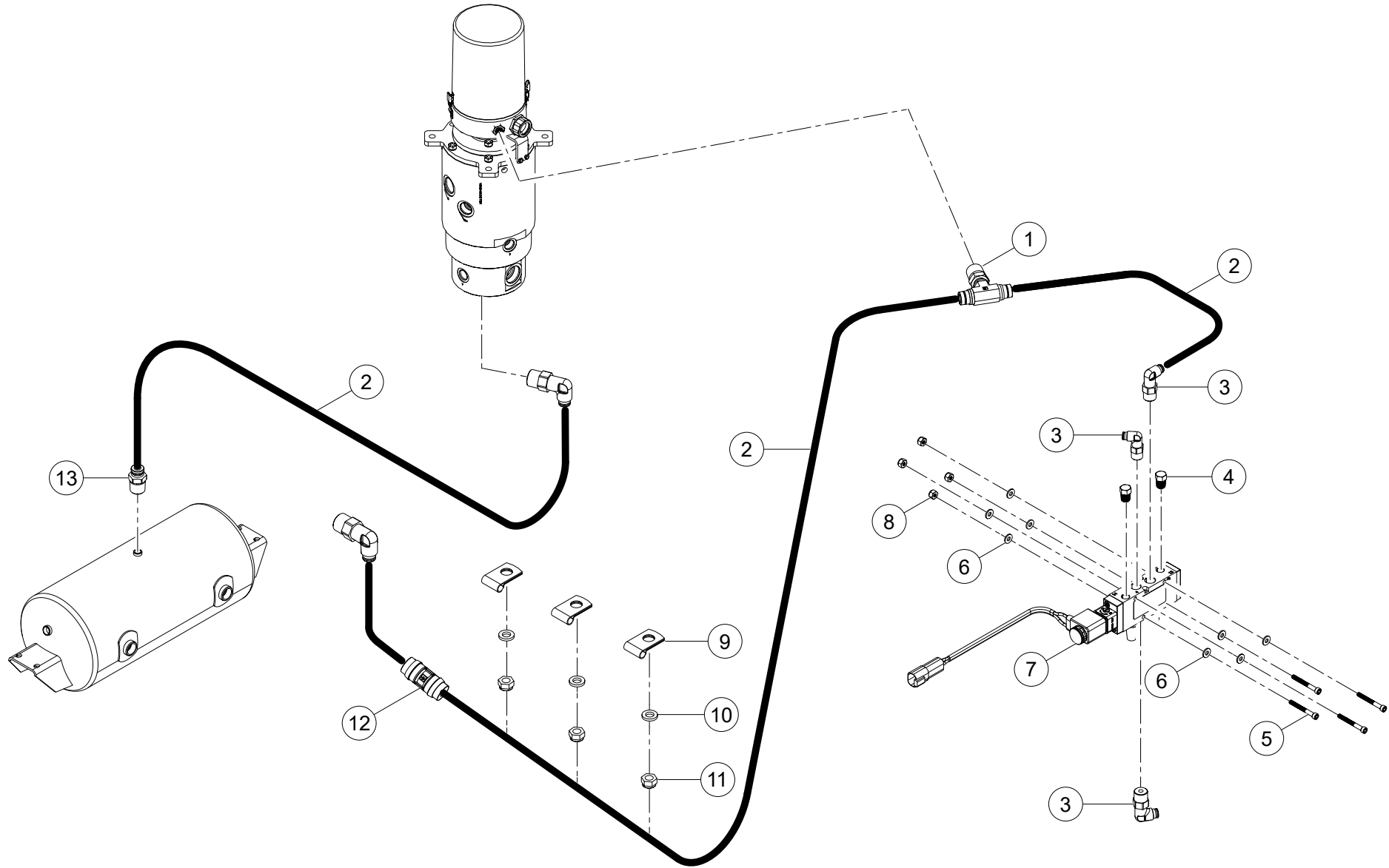
WHEN ORDERING PARTS, SPECIFY MODEL NUMBER, SERIAL NUMBER AND DESCRIPTION OF PARTS REQUIRED

AIR ASSEMBLY

ITEM	PART NUMBER	DESCRIPTION	QUANTITY	NOTES
	1031118	AIR ASSEMBLY		
1	T143391	TEE, MNPT 4 PTC 4	1	
2	12202	TUBING,-4, BLACK	4	Total Tube Length 234.75 inches
3	T118090	ELBOW,90,PTC, -4 TUBE -4 PIPE	3	
4	1219-215	PLUG, HEX, 1/8 NPT	2	
5	HSCS-C164A505Z0	SOCKET HEAD CAP SCREW, #8-32,1.5	4	
6	WSH1-X1640002Z0	WASHER, #8, GR2, ZN	8	
7	T146142	VALVE, AIR SOLENOID, 4-WAY	1	
8	NUT3-C1640008Z0	NUT, HEX, NYLOCK, 8-32 GR8, ZINC	4	
9	200B2007-1	CLAMP-MEDIUM DUTY	3	
10	WSH1-X06A000XZ0	WASHER, M6, STEEL, ZINC PLATED	3	
11	NUT3-M06A000PZ0	NYLON INSERT NUT, M6-1, STL Z C8	3	
12	12019-837	ADAPTER, PTC-4	1	
13	T116914	ADAPTER, MNPT-4/PTC-4	1	

WHEN ORDERING PARTS, SPECIFY MODEL NUMBER, SERIAL NUMBER AND DESCRIPTION OF PARTS REQUIRED

GREASE LINES INSTALLATION



WHEN ORDERING PARTS, SPECIFY MODEL NUMBER, SERIAL NUMBER AND DESCRIPTION OF PARTS REQUIRED

GREASE LINES INSTALLATION

ITEM	PART NUMBER	DESCRIPTION	QUANTITY	NOTES
	1025685	GREASE LINE INSTALLATION		
1	42689	CUP,LUBRICATION	1	
2	HHCS-C5008758Z0	HEX HEAD CAP SCREW, 1/2-13 X 7/8 LEN, GR8, ZN	2	
3	1035042	HOSE,-2,3000,FJIC-4SW/FJIC-4SW,68.5	2	
4	1240-49	CLAMP ARDE COV-0811	1	
5	WSH1-X06A000XZ0	WASHER, M6, STEEL, ZINC PLATED	1	
6	NUT3-M06A000PZ0	NYLON INSERT NUT, M6-1, STL Z C8	1	
7	1219-887	ELBOW, 90 MJIC-4 FJIC-4SW	2	
8	1219-953	ADAPTER, JIC BULKHEAD STRAIGHT	2	
9	1035069	HOSE,-2,3000,FJIC-4SW/FJIC-4SW,11.5	2	
10	T163354	ELBOW 45 MJIC-4 MNPT	2	
11	1213-1	GREASE FTG ZERK	2	
12	T105199	ADAPTER, MNPT-2/FNPT-2	1	
13	514-02002	ELBOW 90DEG M1/4 JICMX1/8	1	

WHEN ORDERING PARTS, SPECIFY MODEL NUMBER, SERIAL NUMBER AND DESCRIPTION OF PARTS REQUIRED

NON - ILLUSTRATED PAGE

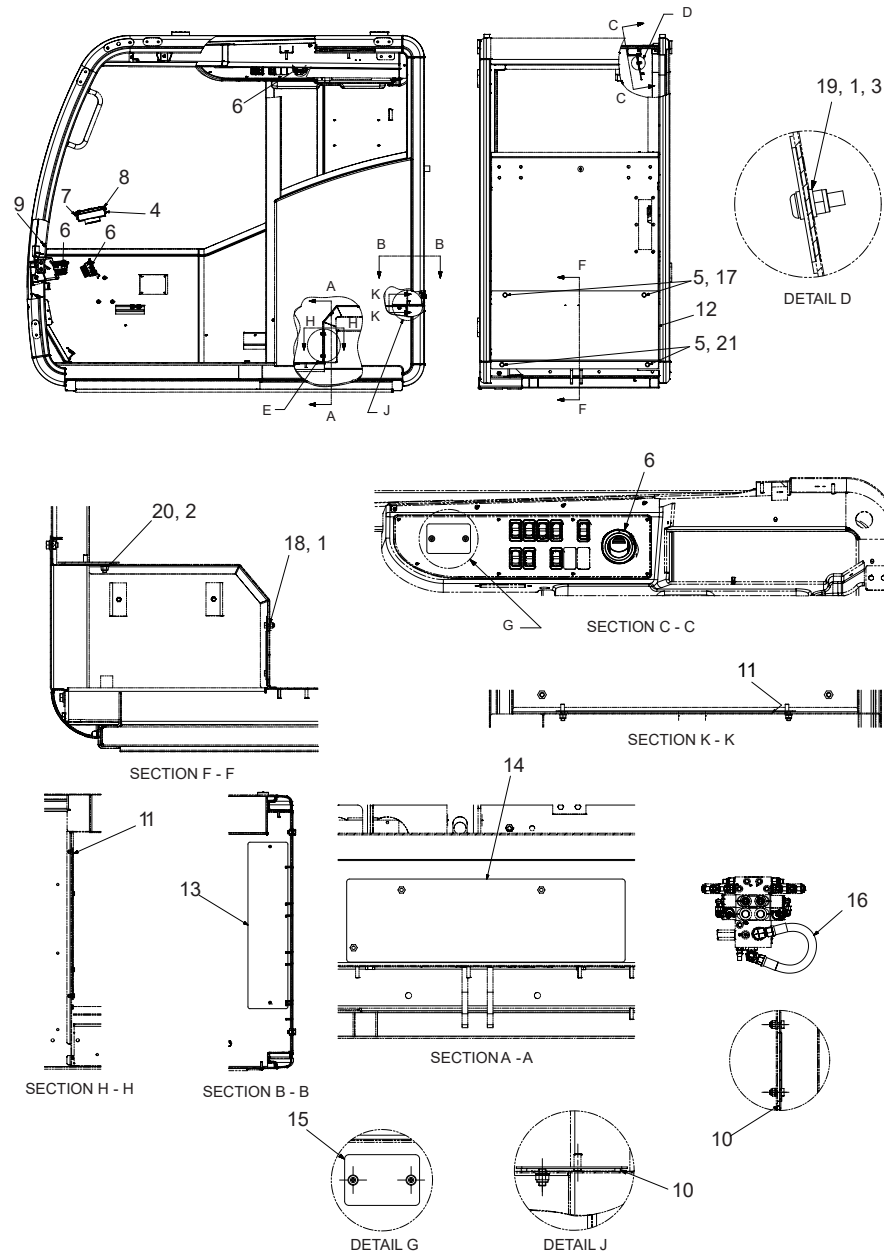
WHEN ORDERING PARTS, SPECIFY MODEL NUMBER, SERIAL NUMBER AND DESCRIPTION OF PARTS REQUIRED

XO CRANE CAB COMFORT OPTIONS

ITEM	PART NUMBER	DESCRIPTION	QUANTITY	NOTES
	1008821	XO CRANE CAB COMFORT OPTIONS		
1	1027154	NO HEATER OPTION - CAB COVERS	1	SEE PAGE 168
2	1041685	DELUXE AC AND FLAMELESS HEATER	1	SEE PAGE 170

WHEN ORDERING PARTS, SPECIFY MODEL NUMBER, SERIAL NUMBER AND DESCRIPTION OF PARTS REQUIRED

NO HEATER OPTION - CAB COVERS

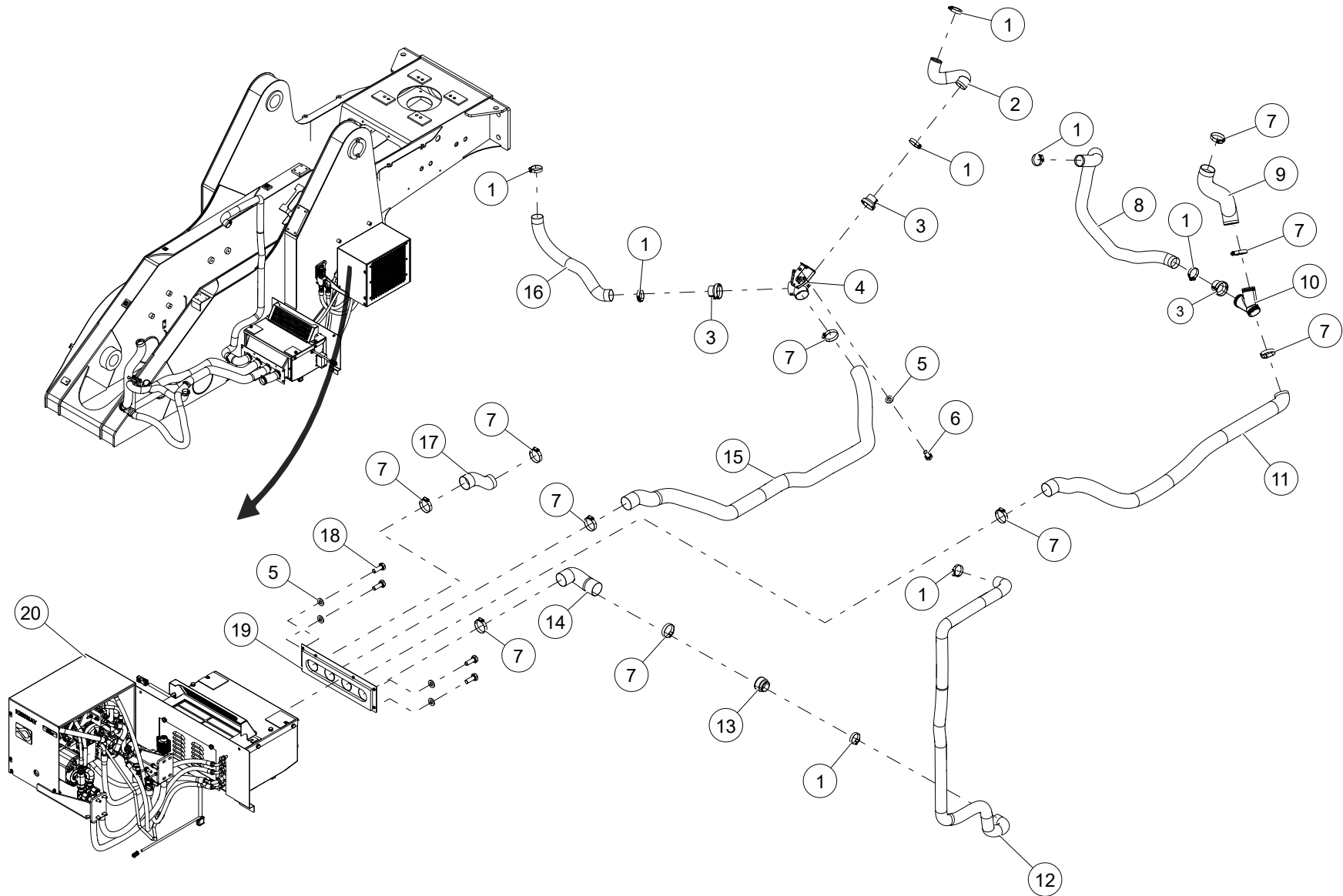


WHEN ORDERING PARTS, SPECIFY MODEL NUMBER, SERIAL NUMBER AND DESCRIPTION OF PARTS REQUIRED

NO HEATER OPTION - CAB COVERS

ITEM	PART NUMBER	DESCRIPTION	QUANTITY	NOTES
	1027154	NO HEATER OPTION - CAB COVERS		
1	NYM-06AM000-Y8	HEX NUT, NYLON INSERT METRIC	5	
2	NYM-08BM000-Y8	HEX NUT, NYLON INSERT METRIC	2	
3	S46-06AM020-B0	BHSHCS, M6 -1.0 X 20, BLK OX, C8.8	2	
4	SL3-190XA00-20	SCREW, SHEET METAL # 10 - 12, STZ	2	
5	SMF-10CM018-28	SCR, HHCS M10- 1.5 X 18 FT, ST Z 8.8	4	
6	T111895	VENT, CIRCULAR LOUVERED	3	
7	T111908	ADAPTER, HOSE - RECTANGULAR VENT	1	
8	T111909	VENT, LOUVERED RECTANGULAR	1	
9	T111910	VENT, DEFROST	3	
10	T118275-18	FOAM, RUBBER STRIP	4	
11	T118275-4	FOAM, RUBBER STRIP	4	
12	T135300	COVER, CAB REAR	1	
13	T135303	COVER, TOP OPENING	1	
14	T135304	COVER, FRONT OPENING	1	
15	T135305	PLATE, COVER	1	
16	T158623	HOSE, -12, 150, FJIC-12SW/FOFS-12SW, 500	1	
17	WMF-010X000-20	WSH, FLAT M10 DIN125, ST Z	2	
18	WMF-60MX000-20	WSH, FLAT M6 DIN125, ST SQC	3	
19	WMF-60MX000-BX	WSH, FLAT M6 DIN125, STL BLK OX	4	
20	WMF-80MX000-20	WSH, FLAT M8 DIN125, ST Z	2	
21	WMH-010X000-P0	WSH, FLAT, HARD M10 D125, STL	2	

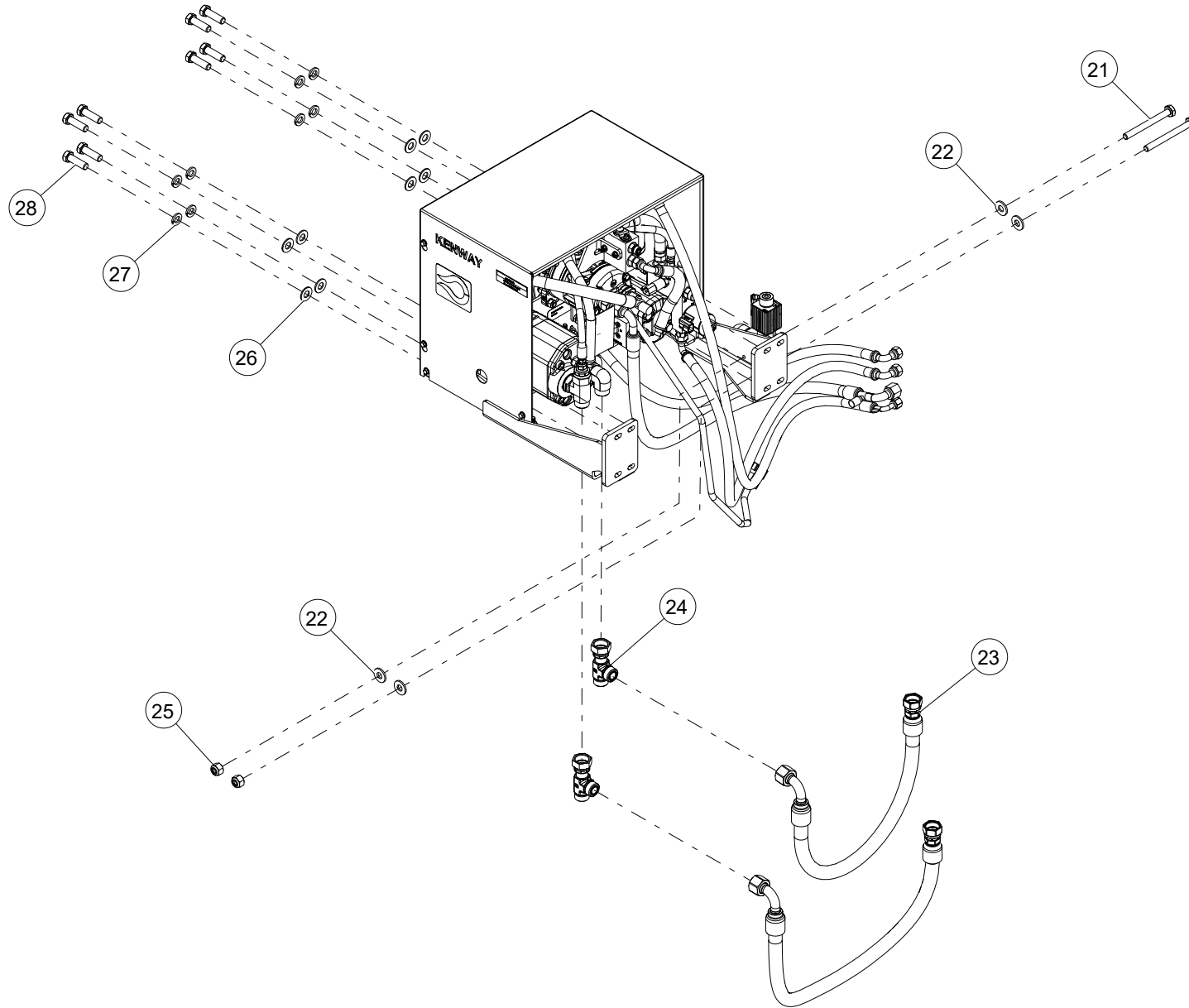
WHEN ORDERING PARTS, SPECIFY MODEL NUMBER, SERIAL NUMBER AND DESCRIPTION OF PARTS REQUIRED



WHEN ORDERING PARTS, SPECIFY MODEL NUMBER, SERIAL NUMBER AND DESCRIPTION OF PARTS REQUIRED

ITEM	PART NUMBER	DESCRIPTION	QUANTITY	NOTES
	1041685	DELUXE AC AND FLAMELESS HEATER		
1	1240-28	CLAMP, WORM DRIVE, -24	8	
2	T135436-16.13	HOSE,HVAC VENT,2.0IN ID	1	
3	T126413	REDUCER, HVAC. 2.5-2	3	
4	T126347	DAMPER, INLINE "Y"	1	
5	WMF-60MX000-20	WSH, FLAT M6 DIN125, ST SQC	5	
6	SMF-06AM012-28	SCR, HHCS M6-1X12 FT, ST SQC C8.8	1	
7	1240-97	2.5" ID - CLAMP, WORM DRIVE	10	
8	T135436-50	HOSE,HVAC VENT,2.0IN ID	1	
9	T135435-30	HOSE,HVAC VENT,2.5IN ID	1	
10	T111896	ADAPTER, Y, HVAC	1	
11	T135435-60	HOSE,HVAC VENT,2.5IN ID	1	
12	T135436-89.75-1	HOSE,HVAC VENT,2.0IN ID	1	
13	T112359	REDUCER, HVAC, 2.5-2	1	
14	T135435-7.88-01	HOSE,HVAC VENT,2.5IN ID	1	
15	T135435-70	HOSE,HVAC VENT,2.5IN ID	1	
16	T135436-33.88	HOSE,HVAC VENT,2.0IN ID	1	
17	T135435-7.88-02	HOSE,HVAC VENT,2.5IN ID	1	
18	SMF-06AM016-28	SCR, HHCS M6-1X16 FT, ST SQC C8.8	4	
19	T126121	PLATE, HVAC ADAPTER	1	
20	1041680	KENWAY HVAC KIT	1	SEE PAGE 176

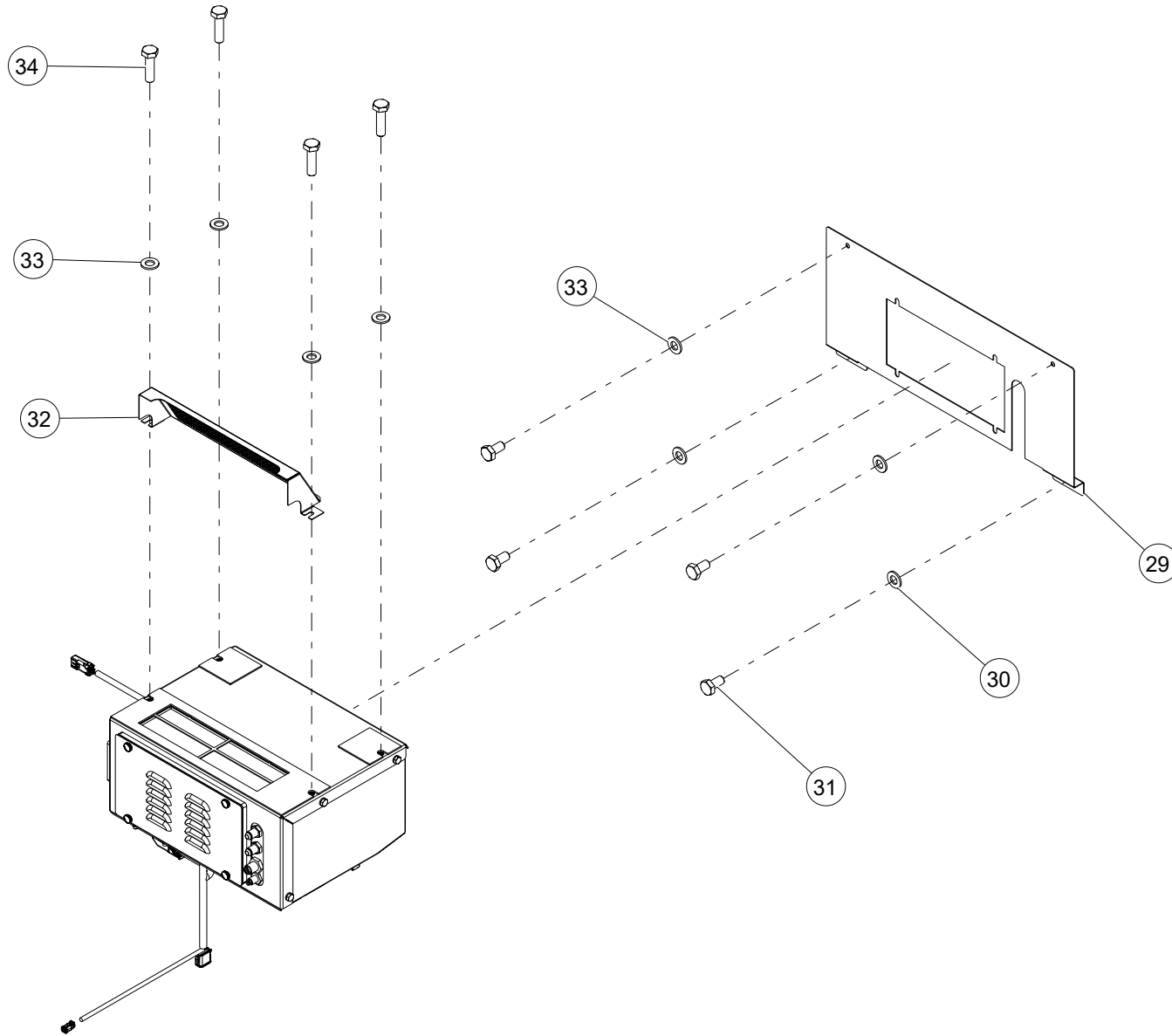
WHEN ORDERING PARTS, SPECIFY MODEL NUMBER, SERIAL NUMBER AND DESCRIPTION OF PARTS REQUIRED



WHEN ORDERING PARTS, SPECIFY MODEL NUMBER, SERIAL NUMBER AND DESCRIPTION OF PARTS REQUIRED

ITEM	PART NUMBER	DESCRIPTION	QUANTITY	NOTES
	1041685	DELUXE AC AND FLAMELESS HEATER		
21	HHCS-C250B508R0	HEX HEAD CAP SCREW, 1/4-20 X 2 1/2 LEN, GR8,NF	2	
22	WSH2-X2500008Z0	SAE WASHER, 1/4, GR8, ZN	4	
23	1027988	HOSE, -12, 3000, FOFS-12SW / 90FOFS-12SW, 32.75	2	
24	1018023	TEE, MOFS-12/FOFS-12/MOFS-12	2	
25	NUT3-C2500008Z0	NYLON LOCK NUT, 1/4-20, GR8, ZN	2	
26	WSH2-X3750008Z0	SAE WASHER, 3/8, GR8, ZN	8	
27	WSH4-X3750008Z0	SPIRAL LOCK WASHER, 3/8, GR8, ZN	8	
28	HHCS-C375A258Z0	HEX HEAD CAP SCREW, 3/8-16 X 1 1/4 LEN, GR8,ZN	8	

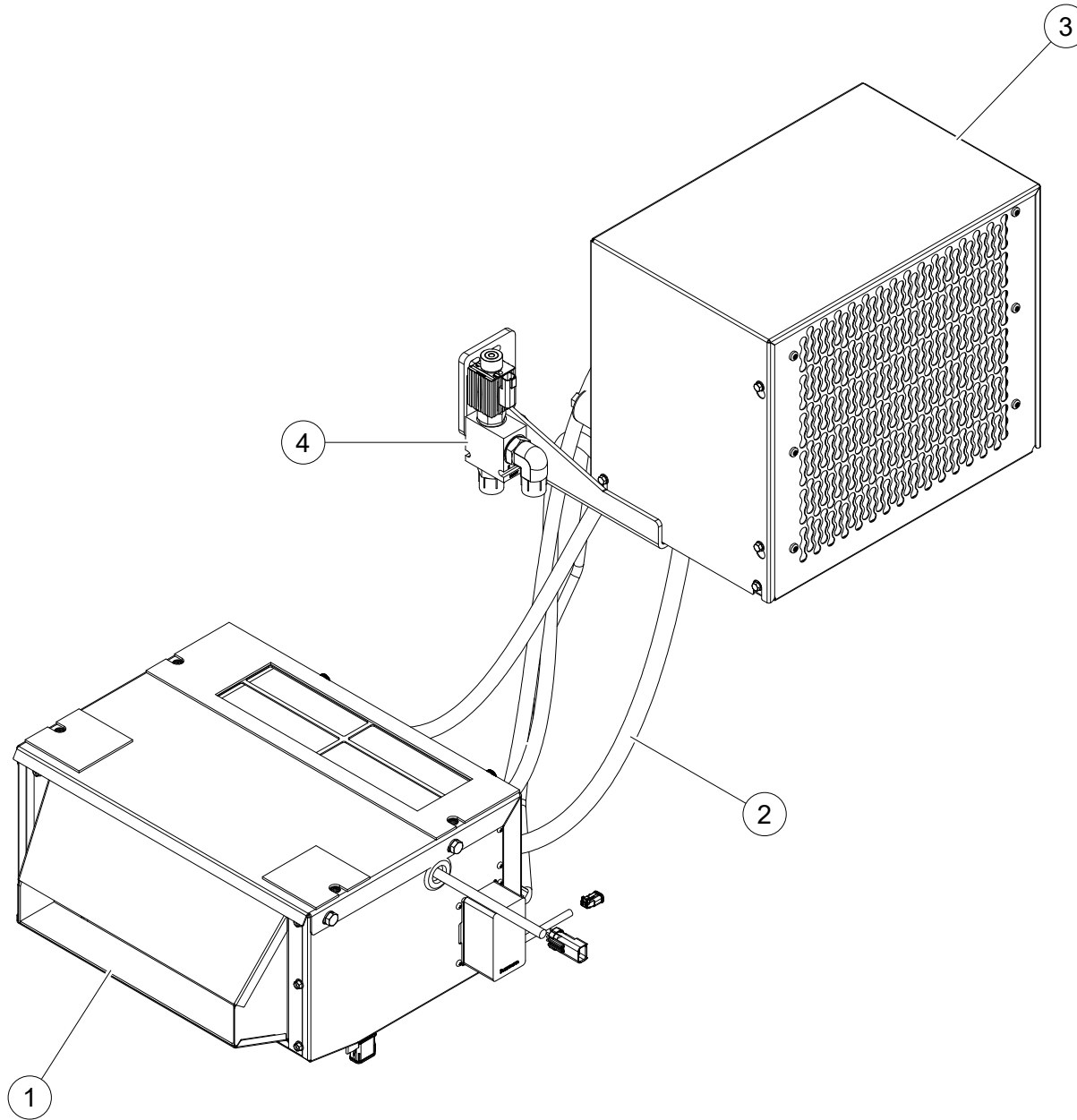
WHEN ORDERING PARTS, SPECIFY MODEL NUMBER, SERIAL NUMBER AND DESCRIPTION OF PARTS REQUIRED



WHEN ORDERING PARTS, SPECIFY MODEL NUMBER, SERIAL NUMBER AND DESCRIPTION OF PARTS REQUIRED

ITEM	PART NUMBER	DESCRIPTION	QUANTITY	NOTES
	1041685	DELUXE AC AND FLAMELESS HEATER		
29	T126251	COVER, CAB REAR	1	
30	WMF-010X000-P0	WSH, FLAT M10 DIN125 STL	2	
31	SMF-10CM018-28	SCR, HHCS M10-1.5X18 FT,ST SQC C8.8	4	
32	T126350	PANEL, RECIRC	1	
33	WMF-010X000-20	WSH, FLAT, HARD M10 D125, ST Z	6	
34	S07-10CM035-28	SCR,HHCS M10-1.5X35 PT,ST SQC C8.8	4	

WHEN ORDERING PARTS, SPECIFY MODEL NUMBER, SERIAL NUMBER AND DESCRIPTION OF PARTS REQUIRED



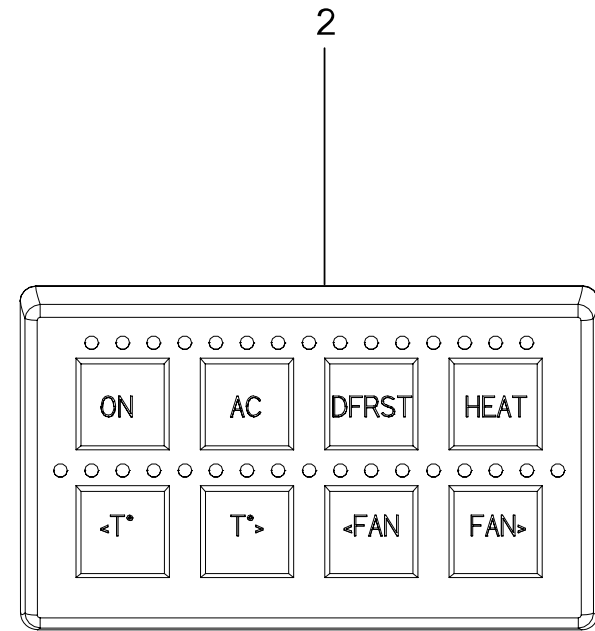
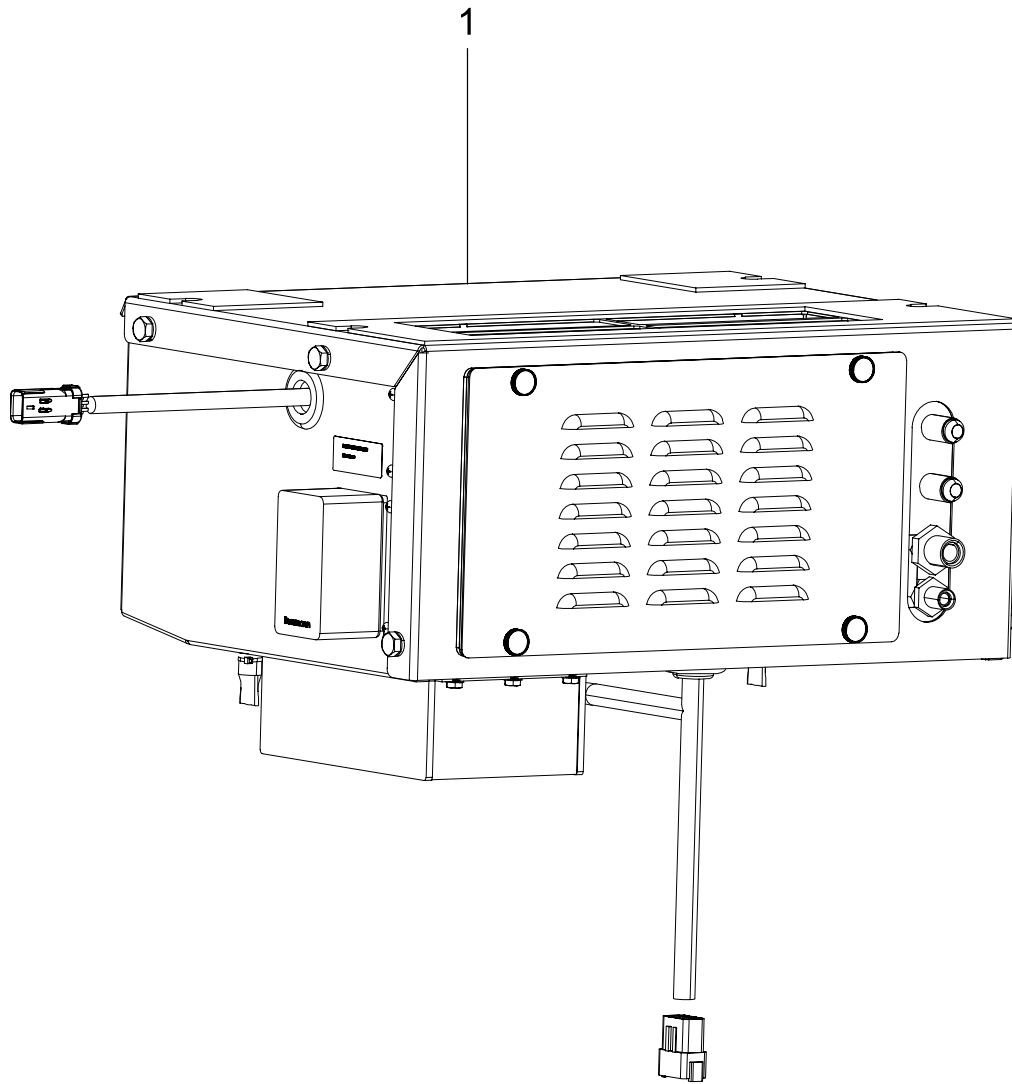
WHEN ORDERING PARTS, SPECIFY MODEL NUMBER, SERIAL NUMBER AND DESCRIPTION OF PARTS REQUIRED

KENWAY HVAC KIT

ITEM	PART NUMBER	DESCRIPTION	QUANTITY	NOTES
	1041680	KENWAY HVAC KIT		
1	T133388	BLOWER UNIT	1	SEE PAGE 178
2	T133389	KIT, HOSE & DRIVE MOUNTING	1	SEE PAGE 180
3	T135299	HYDRAULIC DRIVE UNIT	1	SEE PAGE 182
4	1036581	VALVE, 2-WAY	1	

WHEN ORDERING PARTS, SPECIFY MODEL NUMBER, SERIAL NUMBER AND DESCRIPTION OF PARTS REQUIRED

BLOWER UNIT



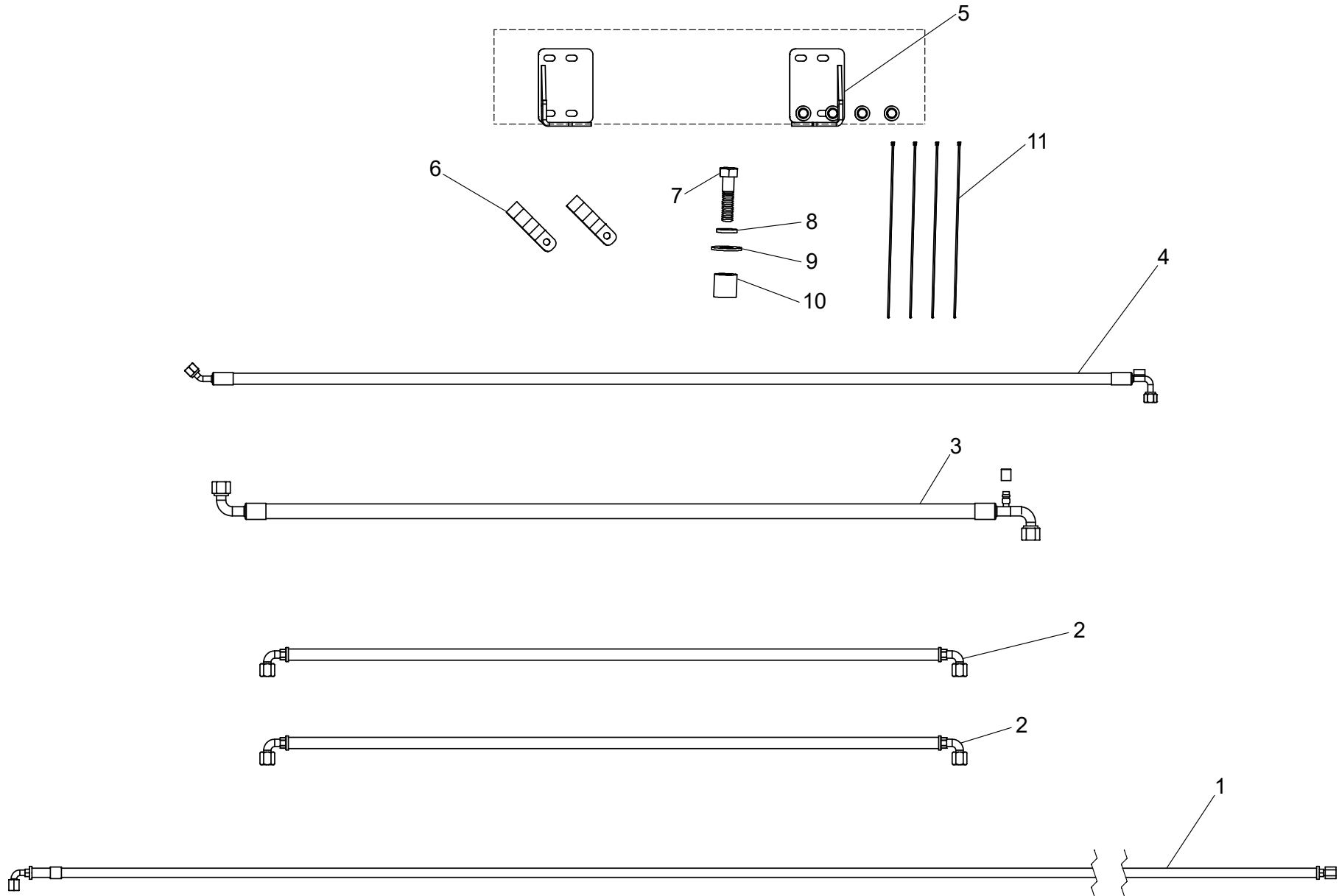
WHEN ORDERING PARTS, SPECIFY MODEL NUMBER, SERIAL NUMBER AND DESCRIPTION OF PARTS REQUIRED

BLOWER UNIT

ITEM	PART NUMBER	DESCRIPTION	QUANTITY	NOTES
	T133388	BLOWER UNIT		
1	230136	BLOWER ASSEMBLY, AC & OIL HEAT	1	
2	229865	KEYPAD 2 X 4	1	

WHEN ORDERING PARTS, SPECIFY MODEL NUMBER, SERIAL NUMBER AND DESCRIPTION OF PARTS REQUIRED

KIT, HOSE AND DRIVE MOUNTING

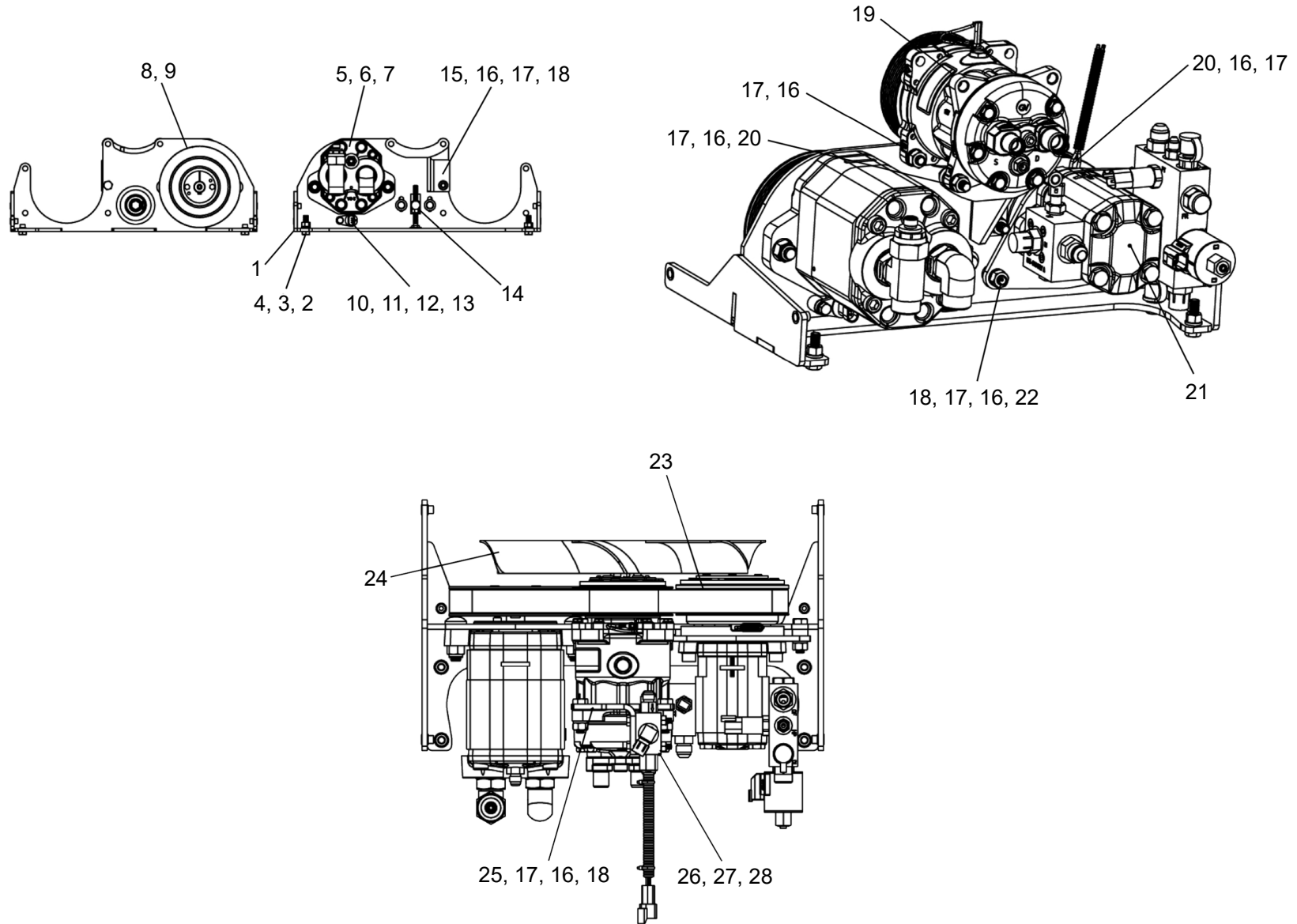


WHEN ORDERING PARTS, SPECIFY MODEL NUMBER, SERIAL NUMBER AND DESCRIPTION OF PARTS REQUIRED

KIT, HOSE AND DRIVE MOUNTING

ITEM	PART NUMBER	DESCRIPTION	QUANTITY	NOTES
	T133389	KIT, HOSE & DRIVE MOUNTING		
1	227564	HOSE ASSEMBLY, -6 HYD CASE DRAIN	1	
2	227565	HOSE ASSEMBLY, HYD -8 HEAT	2	
3	227566	HOSE ASSEMBLY, #10 BLKHD-COMP	1	
4	227567	HOSE ASSEMBLY, #6 RD-BLKHD	1	
5	221844	KIT, MD 9037/47/57 MTG	1	
6	221845	CLAMP, DOUBLE HOSE	2	
7	221846	HHCS 3/8 NC X 1 1/2 GR8 ZP	1	
8	223849	WASHER, LOCK 3/8" ID	1	
9	221847	WASHER, FLAT 3/8" / M10 -HARD YZ	1	
10	227568	SPACER, TUBE 3/4" LG BLACK	1	
11	216050	TIE, PLASTIC 15"	4	

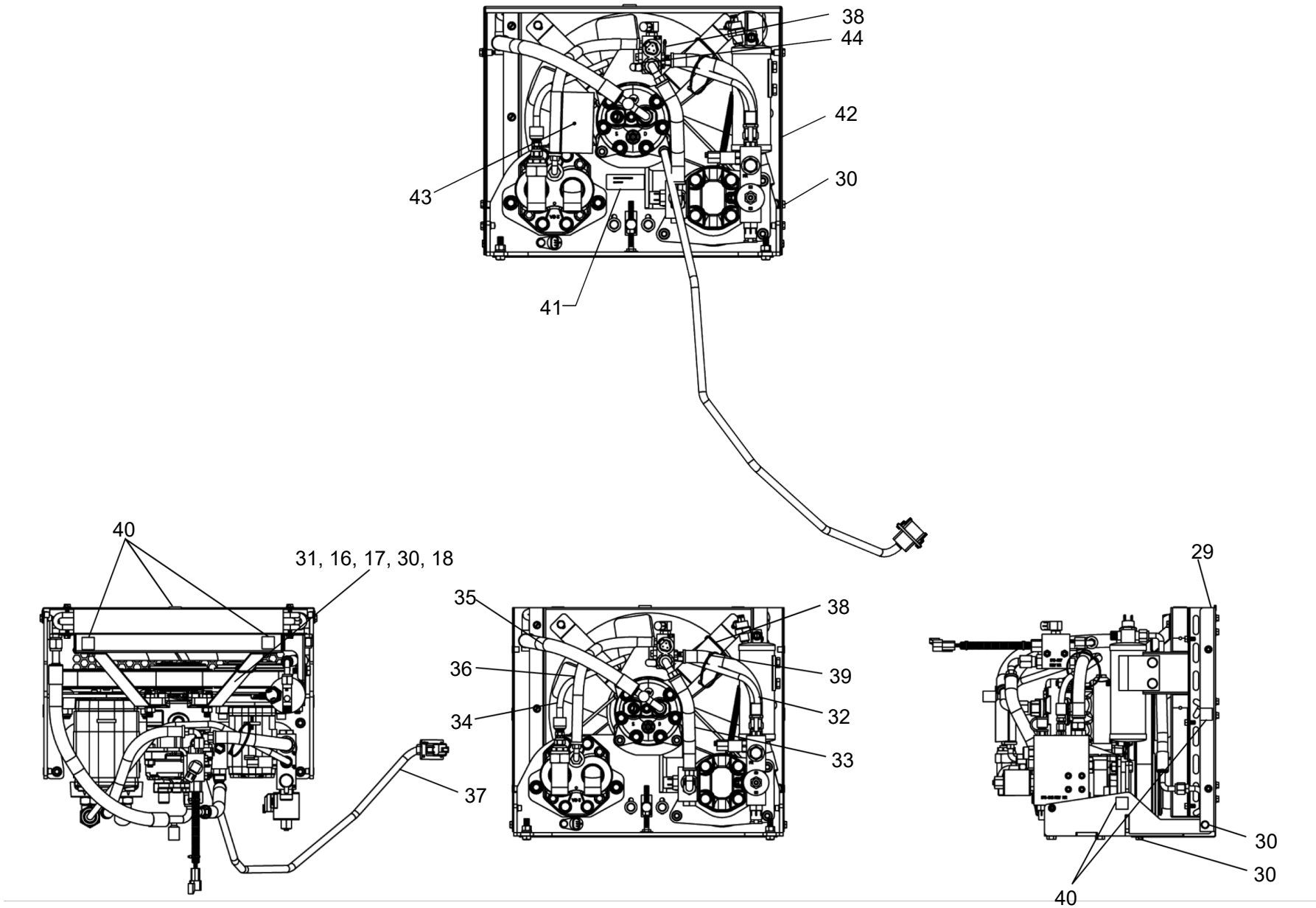
WHEN ORDERING PARTS, SPECIFY MODEL NUMBER, SERIAL NUMBER AND DESCRIPTION OF PARTS REQUIRED



WHEN ORDERING PARTS, SPECIFY MODEL NUMBER, SERIAL NUMBER AND DESCRIPTION OF PARTS REQUIRED

ITEM	PART NUMBER	DESCRIPTION	QUANTITY	NOTES
	T135299	HYDRAULIC DRIVE UNIT		
1	221797	BASE, HYD	1	
2	221798	NUT, HEX 3/8-16NC YZ	4	
3	223849	WASHER, LOCK 3/8" ID	4	
4	221800	HHCS 3/8 NC X 1-1/4 GR8 ZP	4	
5	227569	MOTOR ASSEMBLY, 1.59 9067 AOH (ORFS)	1	
6	221809	CARRIAGE BOLT, 1/2 NC X 1.75 ZP	2	
7	221810	NUT HEX 1/2-13 NC NYLOCK ZP GR 8	2	
8	221812	BUSHING, 7/8" ID SPLIT W/ 1/4 KEYWAY, BLK OXD FINISH	1	
9	221813	PULLEY, HYD PV8	1	
10	221815	SENSOR, SPEED	1	
11	221816	HHCS 1/4 NC X 1.5	1	
12	221817	WASHER, LOCK 1/4 YZ	1	
13	227570	SPACER, ALUMINUM .63/.25 X .625	1	
14	227571	ASSEMBLY, BELT TENSIONER	1	
15	221818	BRKT, COMP MTG	1	
16	221819	WASHER, LOCK M10 ZP	12	
17	221820	NUT, HEX M10-1.5 YZ	13	
18	219935	HHCS M10-1.5 X 35MM GR 10.9 YZ(16MM-HEAD)	8	
19	227572	COMP, SD7H15 12 N 4 S8 119MM(FLX7)-FLAG TERM.	1	
20	221823	HHCS M10 - 1.5 X 40MM GR10.9 YZ(16MM-HEAD)	2	
21	221822	PUMP/BLOCK ASSEMBLY MD9067 12V	1	
22	221824	SPACER, TUBE .75 X .405 X .321" LG PAINTED	3	
23	221825	BELT, DRIVE PV8 X 45.0	1	
24	227573	FAN MOUNTING GROUP - 9067	1	
25	221829	BKT, OLS	1	
26	221830	ASSEMBLY, OIL LEVEL SENSOR BLOCK	1	
27	221831	HHCS 1/4 - 20 NC X 2 ZP	2	
28	221832	NUT, HEX 1/4-20 NYLOCK	2	

WHEN ORDERING PARTS, SPECIFY MODEL NUMBER, SERIAL NUMBER AND DESCRIPTION OF PARTS REQUIRED

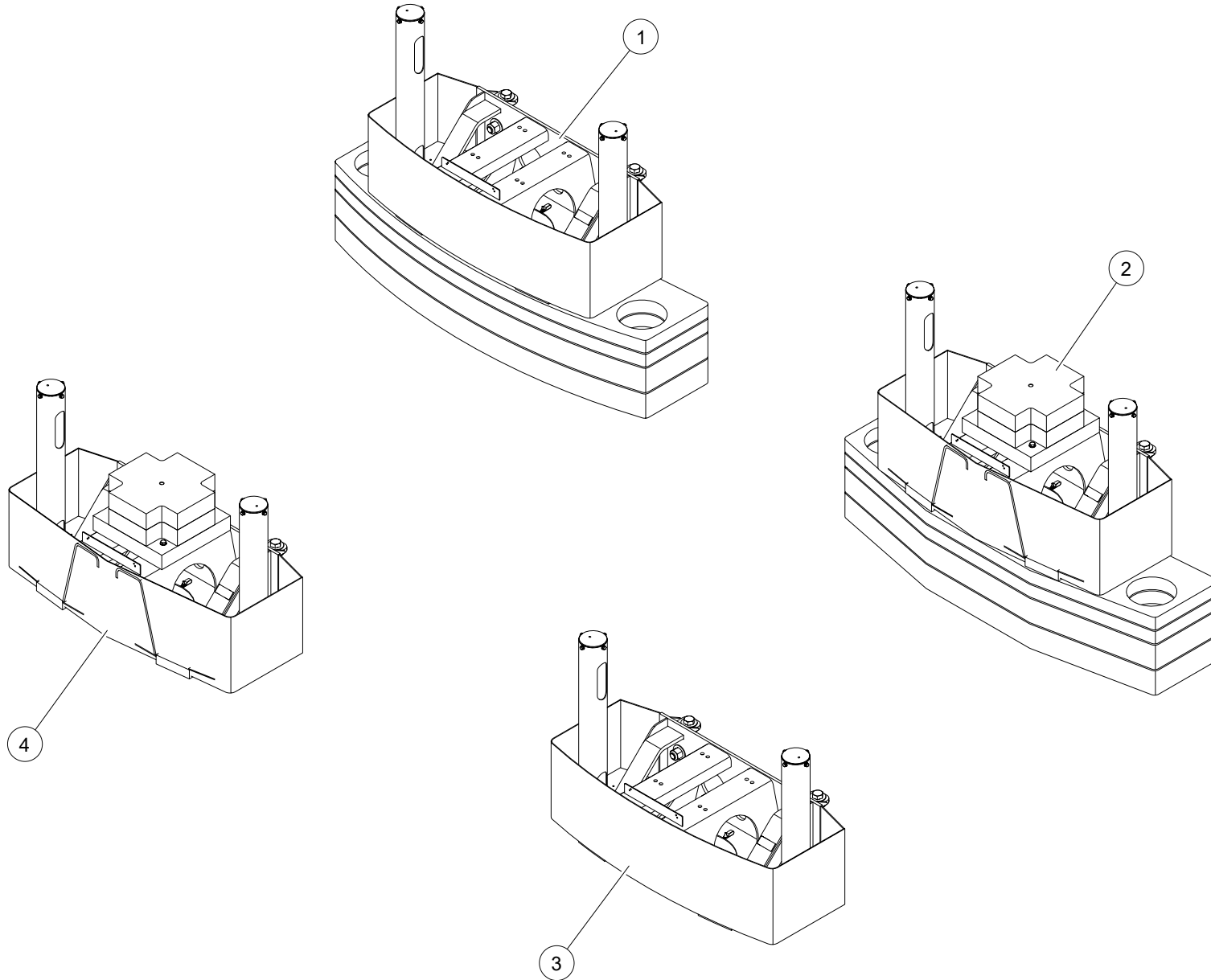


WHEN ORDERING PARTS, SPECIFY MODEL NUMBER, SERIAL NUMBER AND DESCRIPTION OF PARTS REQUIRED

ITEM	PART NUMBER	DESCRIPTION	QUANTITY	NOTES
	T135299	HYDRAULIC DRIVE UNIT		
29	221833	COND. ASSEMBLY (9067)	1	
30	221835	HWHCS 1/4-20 X 3/4 (WHIZLK)	12	
31	221834	BRACE	2	
32	221837	HOSE ASSEMBLY, PUSH ON, -8 STR-90	1	
33	221838	HOSE ASSEMBLY, PUSH ON, -8 90-90	1	
34	227574	HOSE ASSEMBLY, HYD 04FFORX-04FJX-25.0" SAE100R2	1	
35	227575	HOSE ASSEMBLY, COMP-CD	1	
36	221839	HOSE ASSEMBLY, PUSH ON, -6 90-90	1	
37	221840	WIRE HARNESS, 9067	1	
38	221874	TIE, PLASTIC 7"	2	
39	216050	TIE, PLASTIC 15"	1	
40	227576	GASKET, .9" SQUARE OR .9" ROUND	7	
41	221841	LABEL, KW SERIAL#	1	
42	221842	COVER, 17-9067	1	
43	227577	LABEL, OIL CHARGE WARNING	1	
44	221873	TIE, PLASTIC 4"	1	

WHEN ORDERING PARTS, SPECIFY MODEL NUMBER, SERIAL NUMBER AND DESCRIPTION OF PARTS REQUIRED

COUNTERWEIGHT OPTIONS



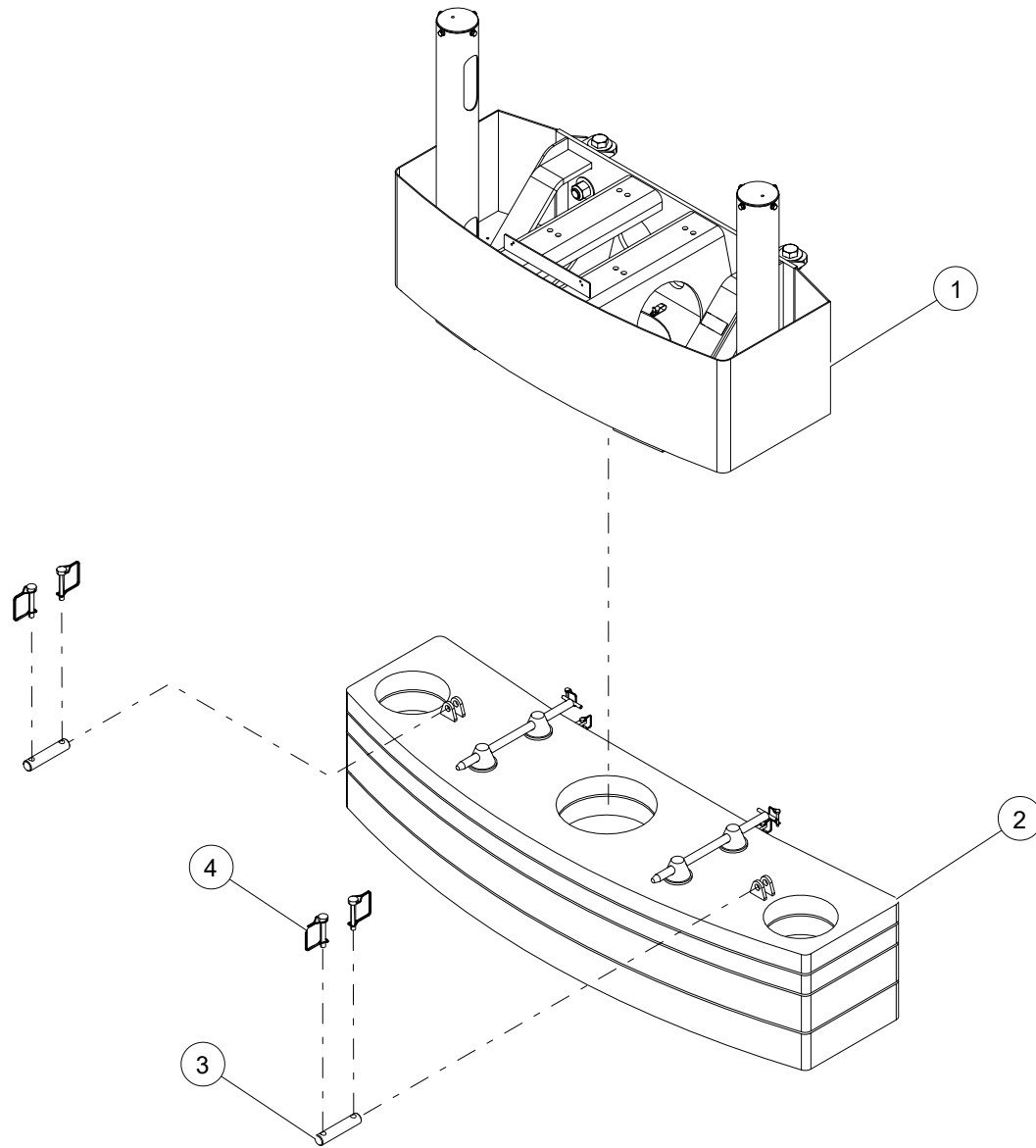
WHEN ORDERING PARTS, SPECIFY MODEL NUMBER, SERIAL NUMBER AND DESCRIPTION OF PARTS REQUIRED

COUNTERWEIGHT OPTIONS

ITEM	PART NUMBER	DESCRIPTION	QUANTITY	NOTES
	1008818	XO COUNTERWEIGHT OPTIONS		
1	T130315	COUNTERWEIGHT, 15000#	1	SEE PAGE 188
2	T130316	COUNTERWEIGHT, 16000# W/O AUX WINCH	1	SEE PAGE 200
3	T132398	COUNTERWEIGHT ASSEMBLY, 3000 LBS	1	SEE PAGE 190
4	1027156	CTWT ASSY, 4000 LB W/O AUX WINCH	1	SEE PAGE 202

WHEN ORDERING PARTS, SPECIFY MODEL NUMBER, SERIAL NUMBER AND DESCRIPTION OF PARTS REQUIRED

COUNTERWEIGHT ASSY, 15000LBS

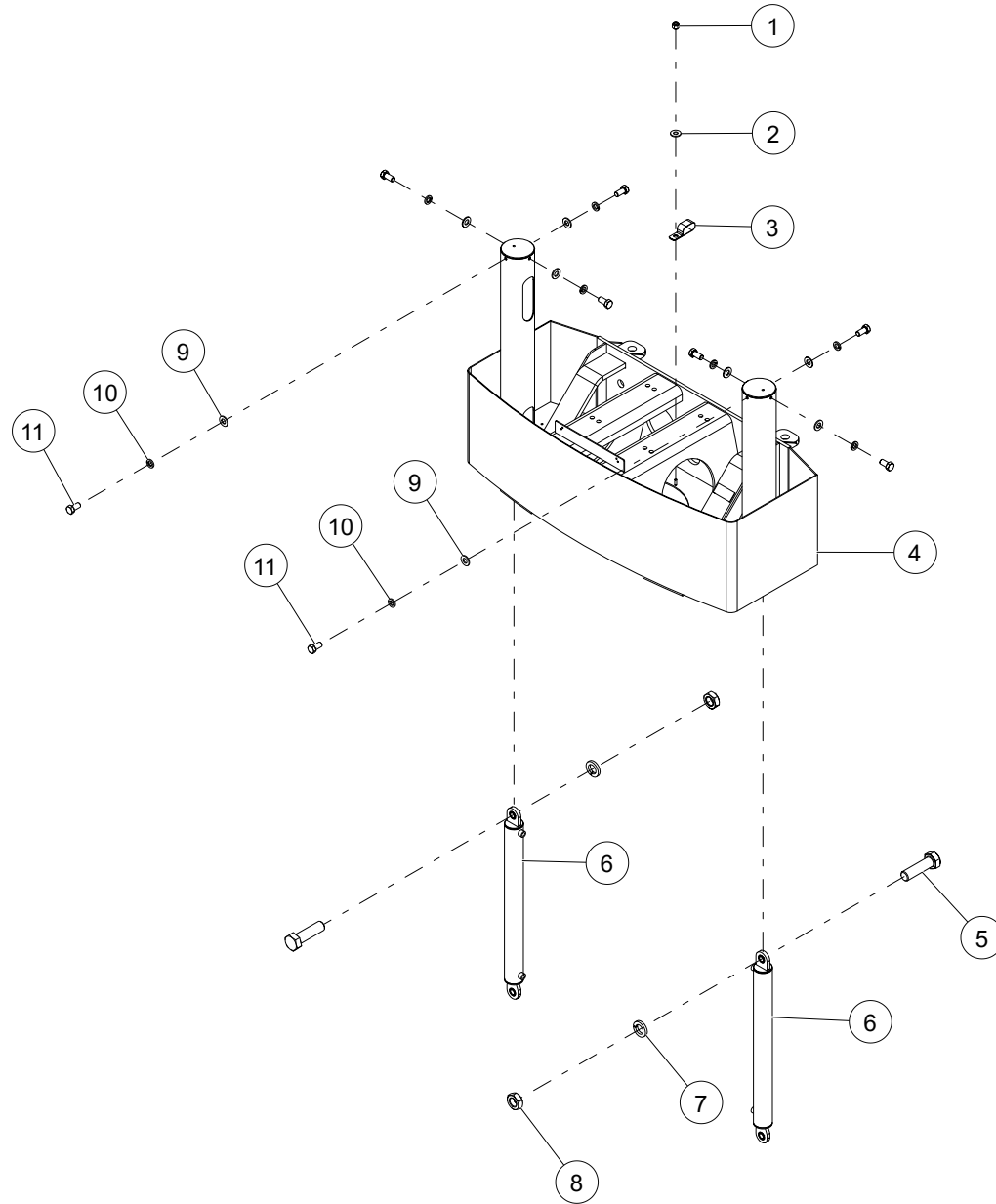


WHEN ORDERING PARTS, SPECIFY MODEL NUMBER, SERIAL NUMBER AND DESCRIPTION OF PARTS REQUIRED

COUNTERWEIGHT ASSY, 15000LBS

ITEM	PART NUMBER	DESCRIPTION	QUANTITY	NOTES
	T130315	COUNTERWEIGHT ASSY, 15000LBS		
1	T132398	COUNTERWEIGHT ASSY, 3000 LBS	1	SEE PAGE 190
2	722A0195	COUNTERWEIGHT KIT	1	SEE PAGE 198
3	717-0309	PIN, CTWT CYL.	2	
4	1222-352	PIN SAFETY SNAP	4	

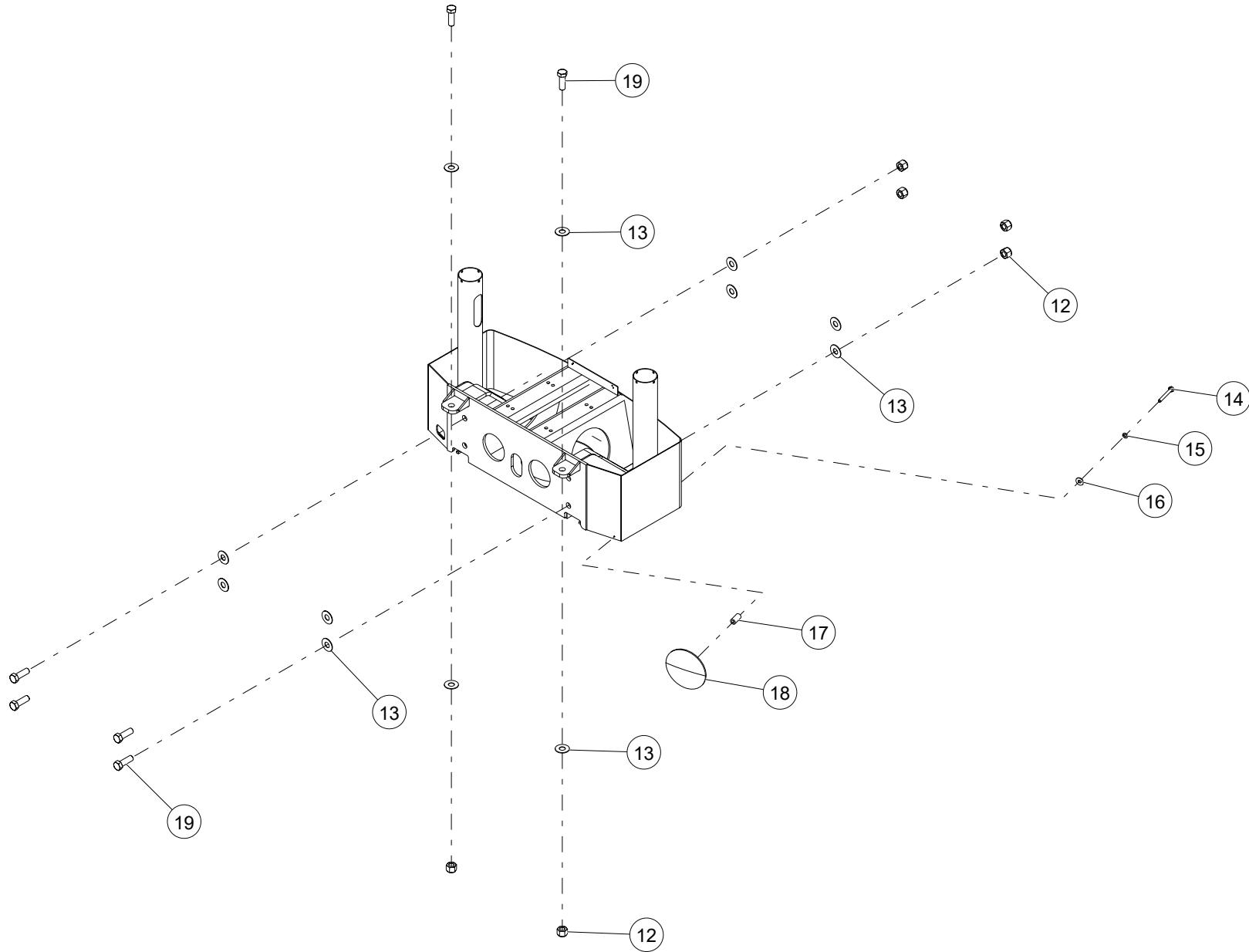
WHEN ORDERING PARTS, SPECIFY MODEL NUMBER, SERIAL NUMBER AND DESCRIPTION OF PARTS REQUIRED



WHEN ORDERING PARTS, SPECIFY MODEL NUMBER, SERIAL NUMBER AND DESCRIPTION OF PARTS REQUIRED

ITEM	PART NUMBER	DESCRIPTION	QUANTITY	NOTES
	T132398	COUNTERWEIGHT ASSY, 3000 LBS		
1	NUT3-C3750005Z0	NYLON LOCK NUT, 3/8-16, GR5, ZN	1	
2	WAW-37WX000-20	WSH, FL TYPA-WID 0.375, ST SQC	1	
3	200B2007-55	CLAMP, MED DUTY DOUBLE, 0.81 ID	1	
4	722A0116	COUNTER WEIGHT ASSY	1	SEE PAGE 196
5	HHCS-CA00C505M0	HEX HEAD CAP SCREW, 1-8 X 3 1/2 LEN, GR5, MA	2	
6	718-0157	CYLINDER COUNTERWEIGHT	2	SEE PAGE 194
7	WSH4-XA000008Z0	SPIRAL LOCK WASHER, 1, GR8, ZN	2	
8	NUT2-CA000005Z0	HEX JAM NUT, 1-8, GR5, ZN	2	
9	WSH1-X5000008Z0	WASHER, 1/2, GR8, ZN	8	
10	WSH4-X5000008Z0	SPIRAL LOCK WASHER, 1/2, GR8, ZN	8	
11	HHCS-C500A005Z0	HEX HEAD CAP SCREW, 1/2-13 X 1 LEN, GR5, ZN	8	

WHEN ORDERING PARTS, SPECIFY MODEL NUMBER, SERIAL NUMBER AND DESCRIPTION OF PARTS REQUIRED

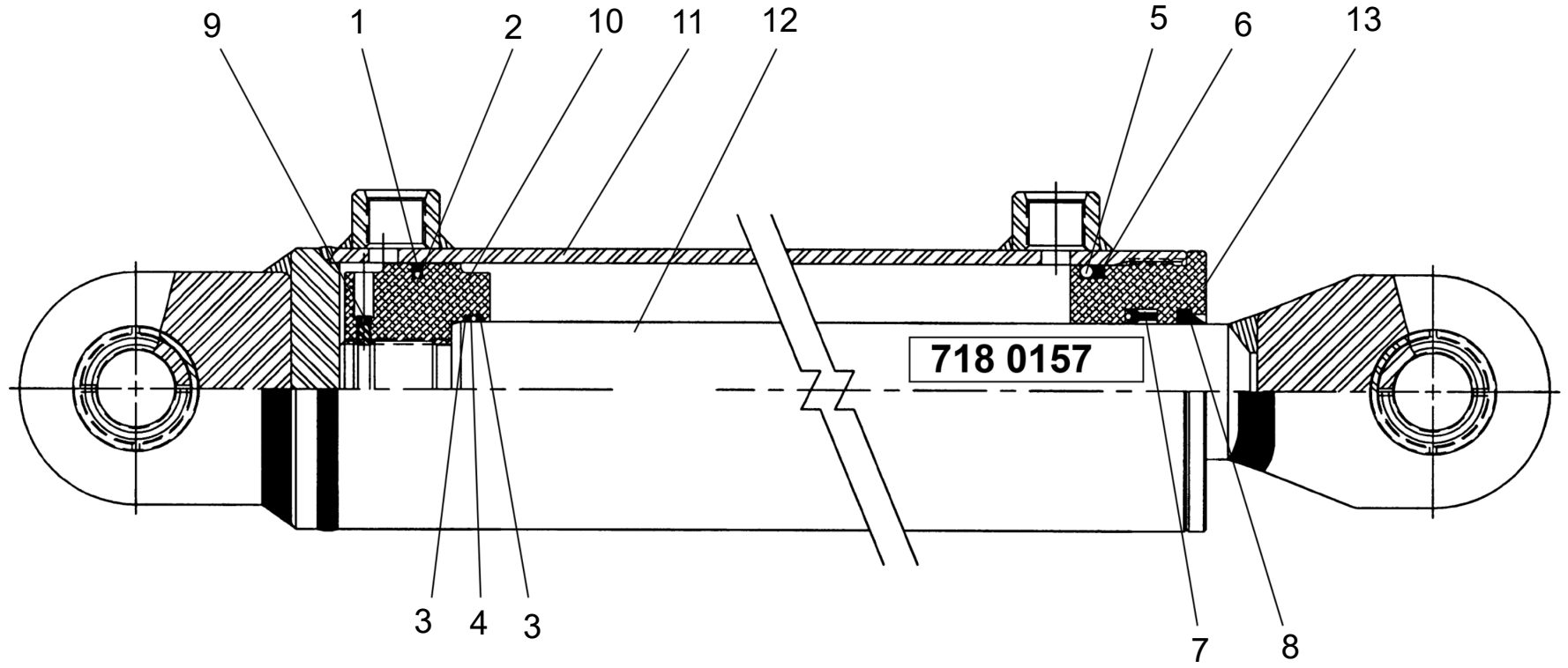


WHEN ORDERING PARTS, SPECIFY MODEL NUMBER, SERIAL NUMBER AND DESCRIPTION OF PARTS REQUIRED

ITEM	PART NUMBER	DESCRIPTION	QUANTITY	NOTES
	T132398	COUNTERWEIGHT ASSY, 3000 LBS		
12	NYH-A50C000-22	NUT, NYL-INS HVY 1.50-6,ST SQC G2	6	
13	WSH2-XA500008Z0	SAE WASHER, 1-1/2, GR8, ZN	12	
14	HHCS-C250B005Z0	HEX HEAD CAP SCREW, 1/4-20 X 2 LEN, GR5, ZN	1	
15	WSH4-X2500008Z0	SPIRAL LOCK WASHER, 1/4, GR8, ZN	1	
16	WBR-25RX734-20	WSH, FL TYPB-REG 0.25, ST Z	1	
17	T137481	SPACER 1"	1	
18	706-9604	MIRROR	1	
19	HHCS-CA50D505Z0	HEX HEAD CAP SCREW, 1 1/2-6 X 4 1/2 LEN, GR5, ZN	6	

WHEN ORDERING PARTS, SPECIFY MODEL NUMBER, SERIAL NUMBER AND DESCRIPTION OF PARTS REQUIRED

CYLINDER COUNTERWEIGHT



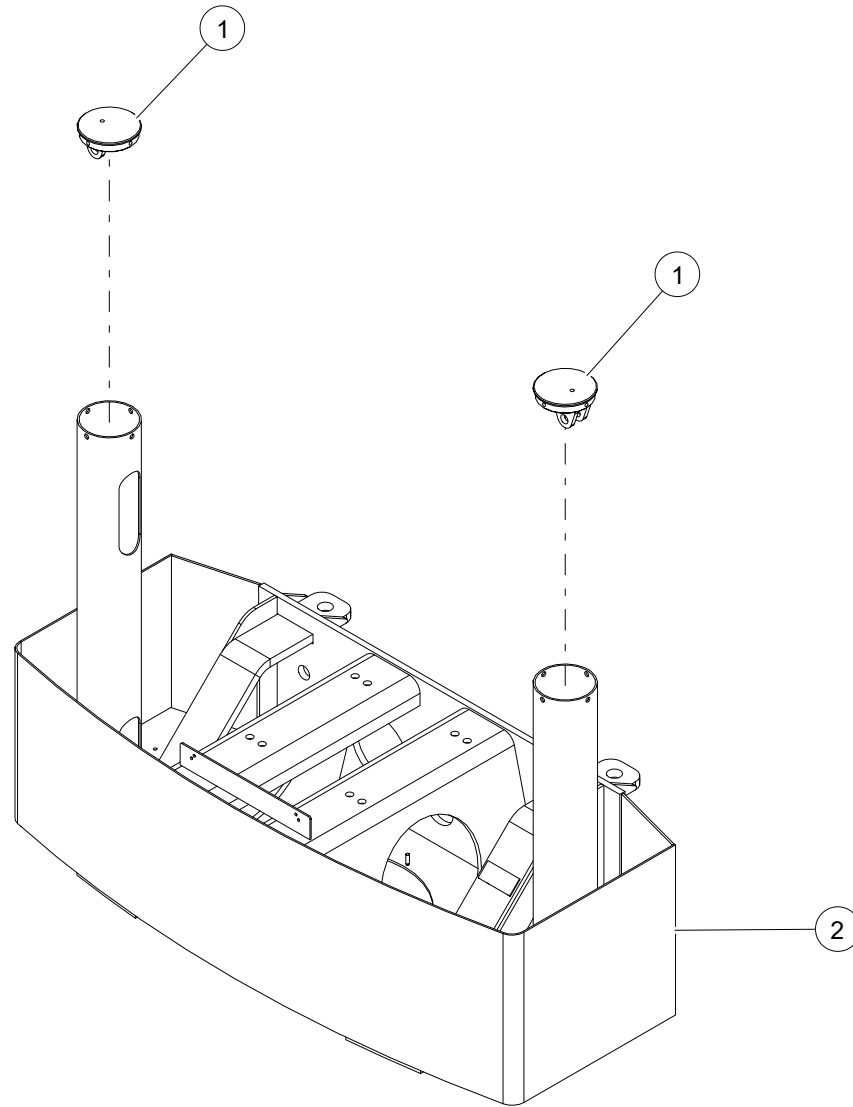
WHEN ORDERING PARTS, SPECIFY MODEL NUMBER, SERIAL NUMBER AND DESCRIPTION OF PARTS REQUIRED

CYLINDER COUNTERWEIGHT

ITEM	PART NUMBER	DESCRIPTION	QUANTITY	NOTES
	718-0157	CYLINDER COUNTERWEIGHT		
	2218711*	SEAL KIT	1	
1	218722	TFE SEAL	1	
2	218723	O-RING	1	
3	218724	BACK-UP RING	2	
4	218725	O-RING	1	
5	218726	O-RING	1	
6	218727	BACK-UP RING	1	
7	215123	LOADED U-CUP	1	
8	215124	ROD WIPER	1	
9	218728	NYLOK SET SCREW	1	
10	218729	PISTON	1	
11	218730	BARREL ASSEMBLY	1	
12	218731	ROD ASSEMBLY	1	
13	218732	INTERNAL HEAD	1	
	NOTE:	*(ITEMS 1 THRU 8)		

WHEN ORDERING PARTS, SPECIFY MODEL NUMBER, SERIAL NUMBER AND DESCRIPTION OF PARTS REQUIRED

COUNTERWEIGHT ASSEMBLY



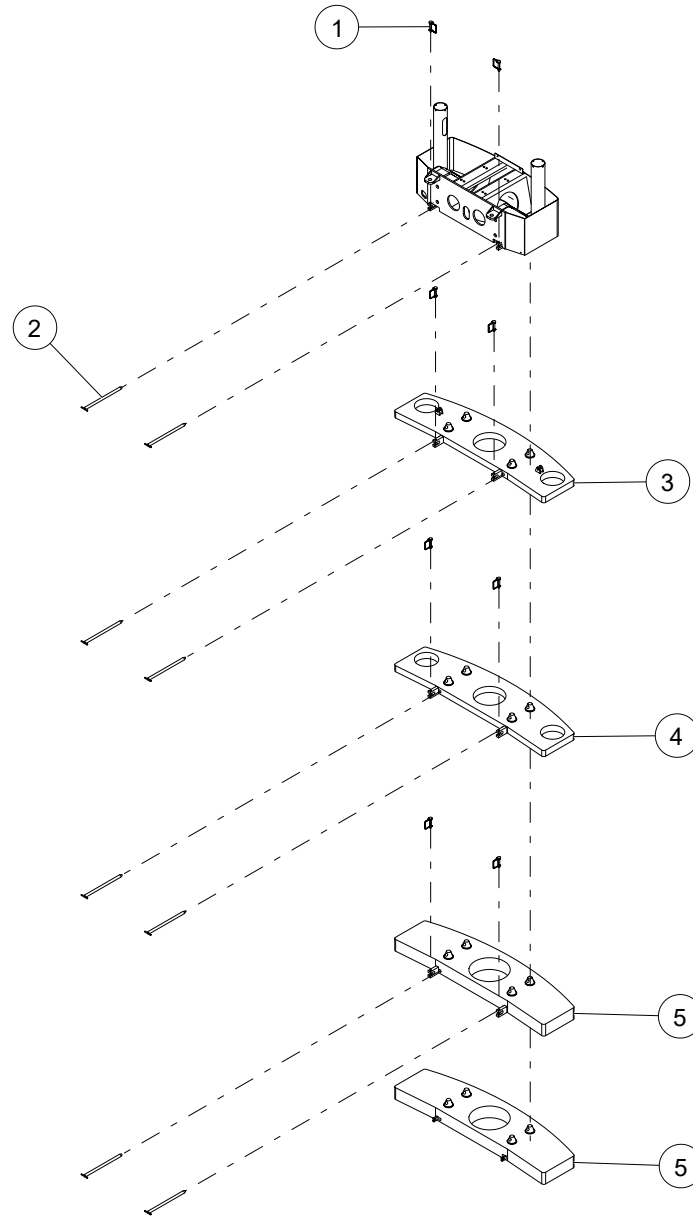
WHEN ORDERING PARTS, SPECIFY MODEL NUMBER, SERIAL NUMBER AND DESCRIPTION OF PARTS REQUIRED

COUNTERWEIGHT ASSEMBLY

ITEM	PART NUMBER	DESCRIPTION	QUANTITY	NOTES
	722A0116	COUNTERWEIGHT ASSEMBLY		
1	718F0558	CAP - CYLINDER	2	
2	722F0032	MOUNT, COUNTERWEIGHT T775	1	

WHEN ORDERING PARTS, SPECIFY MODEL NUMBER, SERIAL NUMBER AND DESCRIPTION OF PARTS REQUIRED

COUNTERWEIGHT KIT



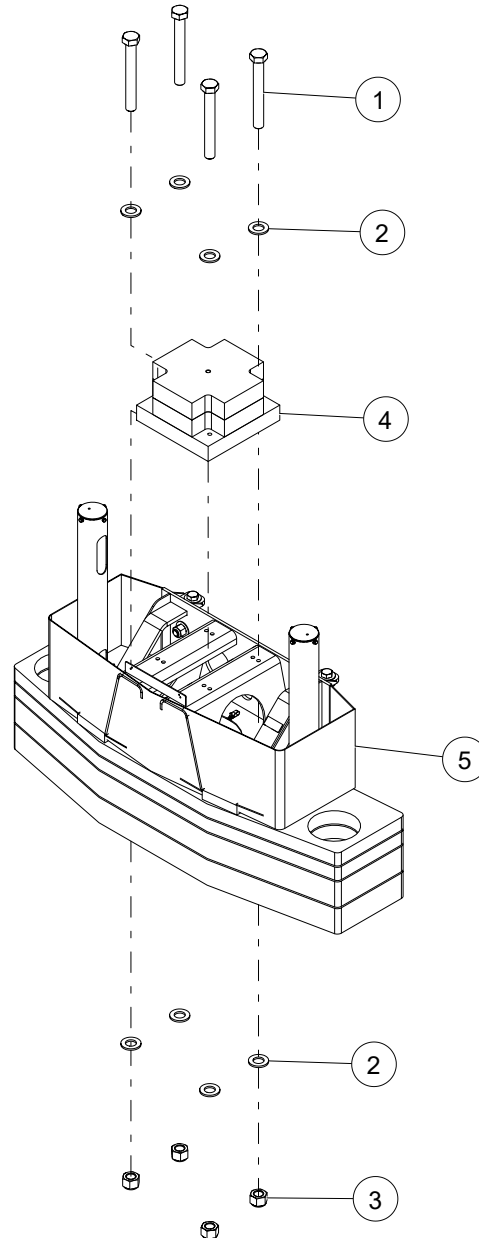
WHEN ORDERING PARTS, SPECIFY MODEL NUMBER, SERIAL NUMBER AND DESCRIPTION OF PARTS REQUIRED

COUNTERWEIGHT KIT

ITEM	PART NUMBER	DESCRIPTION	QUANTITY	NOTES
	722A0195	COUNTERWEIGHT KIT		
1	1222-352	PIN SAFETY SNAP	8	
2	717F0313	PIN, CTWT W/C	8	
3	722F0062	2000LB CNWT TOP	1	
4	722F0063	2000LB CNWT	1	
5	718F0828	4000LB CNWT	2	

WHEN ORDERING PARTS, SPECIFY MODEL NUMBER, SERIAL NUMBER AND DESCRIPTION OF PARTS REQUIRED

COUNTERWEIGHT, 16000# W/O AUX WINCH



WHEN ORDERING PARTS, SPECIFY MODEL NUMBER, SERIAL NUMBER AND DESCRIPTION OF PARTS REQUIRED

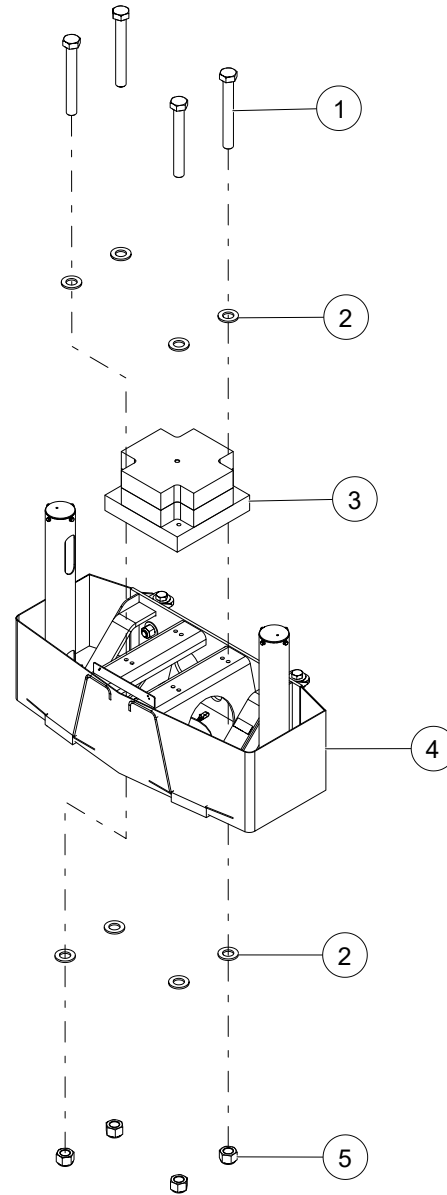
COUNTERWEIGHT, 16000# W/O AUX WINCH

ITEM	PART NUMBER	DESCRIPTION	QUANTITY	NOTES
	T130316	COUNTERWEIGHT, 16000# W/O AUX WINCH		
1	HHCS-C750F008M0	HEX HEAD CAP SCREW, 3/4-10 X 6 LEN, GR8, MA	4	
2	WSH2-X7500008Z0	SAE WASHER, 3/4, GR8, ZN	8	
3	NUT3-C7500008M0	NYLON LOCK NUT, 3/4-10, GR8, MA	4	
4	718F0533	SLAB WELDMENT	1	
5	T130315	COUNTERWEIGHT ASSY, 15000LBS	1	SEE PAGE 188
6*	1019705	PLUG, -16 ORB	2	

* NOT SHOWN IN THE ILLUSTRATION

WHEN ORDERING PARTS, SPECIFY MODEL NUMBER, SERIAL NUMBER AND DESCRIPTION OF PARTS REQUIRED

CTWT ASSY, 4000 LB W/O AUX WINCH



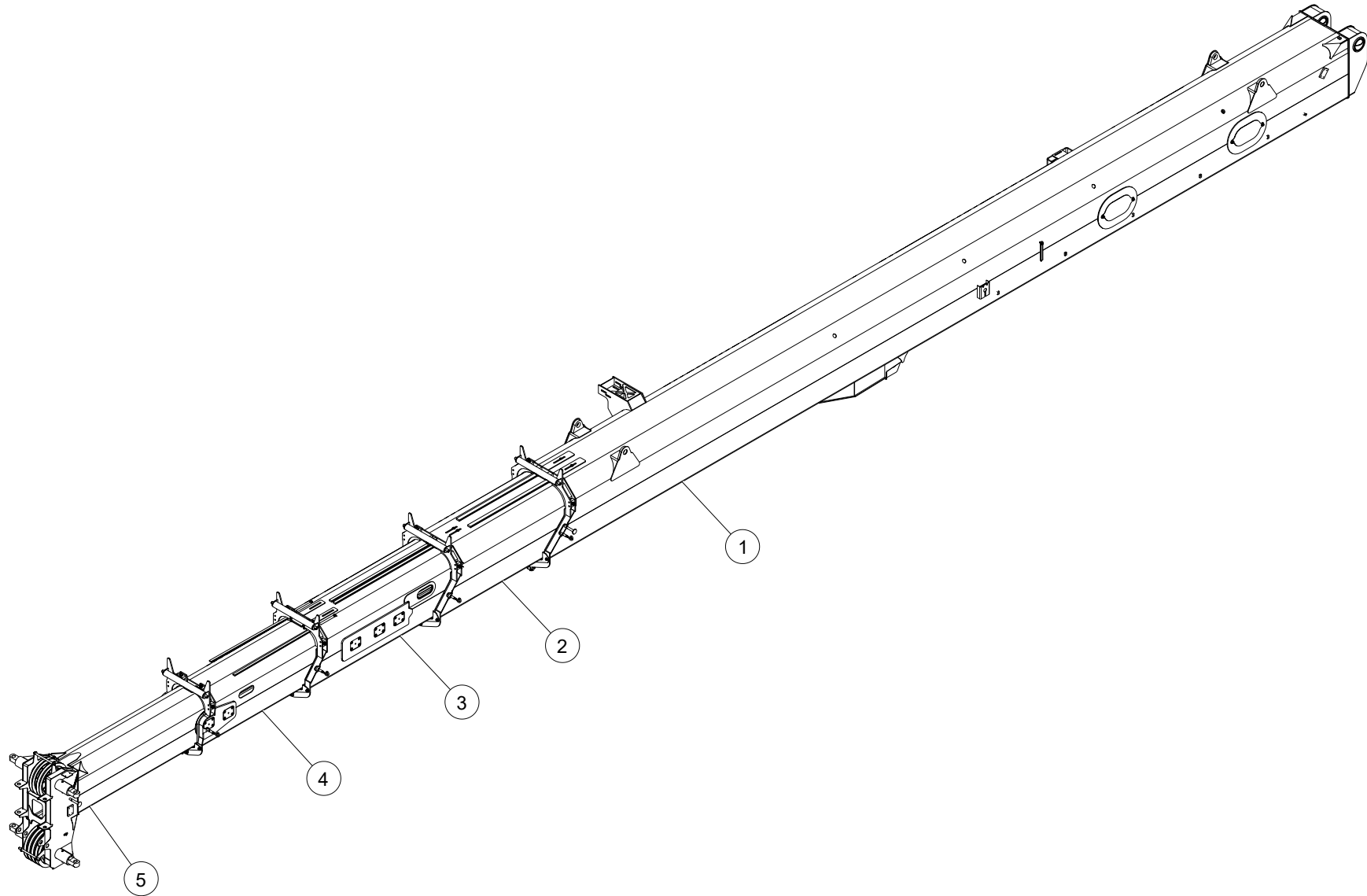
WHEN ORDERING PARTS, SPECIFY MODEL NUMBER, SERIAL NUMBER AND DESCRIPTION OF PARTS REQUIRED

CTWT ASSY, 4000 LB W/O AUX WINCH

ITEM	PART NUMBER	DESCRIPTION	QUANTITY	NOTES
	1027156	CTWT ASSY, 4000 LB W/O AUX WINCH		
1	HHCS-F750F008M0	HEX HEAD CAP SCREW, 3/4-16 X 6 LEN, GR8, MA	4	
2	WSH2-X7500008Z0	SAE WASHER, 3/4, GR8, ZN	8	
3	718F0533	SLAB WELDMENT	1	
4	T132398	COUNTERWEIGHT ASSY, 3000 LBS	1	SEE PAGE 190
5	NUT3-F7500008M0	NYLON LOCK NUT, 3/4-16, GR8, MA	4	

WHEN ORDERING PARTS, SPECIFY MODEL NUMBER, SERIAL NUMBER AND DESCRIPTION OF PARTS REQUIRED

BOOM ASSEMBLY, LOAD KING 60-150

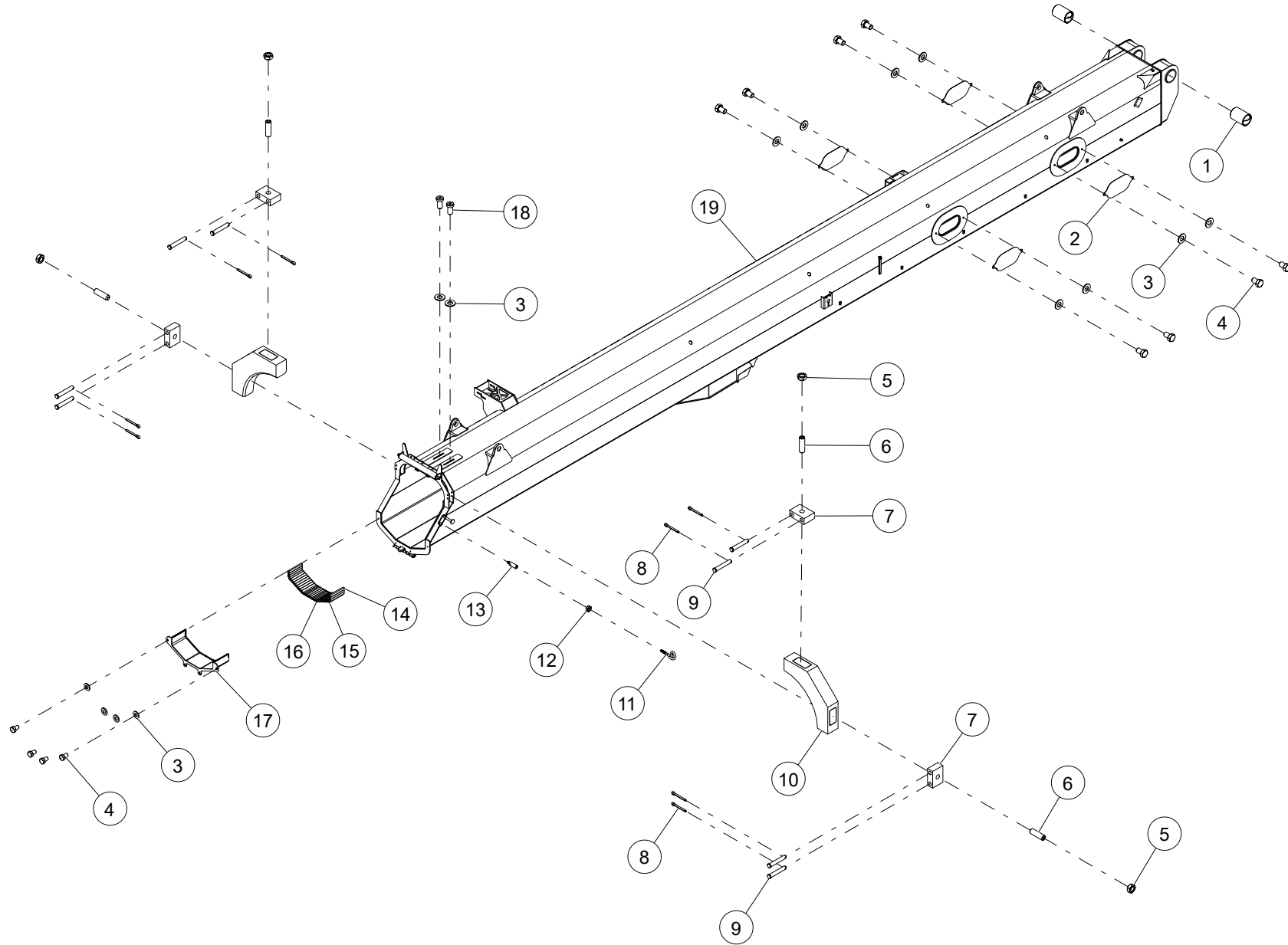


WHEN ORDERING PARTS, SPECIFY MODEL NUMBER, SERIAL NUMBER AND DESCRIPTION OF PARTS REQUIRED

BOOM ASSEMBLY, LOAD KING 60-150

ITEM	PART NUMBER	DESCRIPTION	QUANTITY	NOTES
	1008385	BOOM ASSEMBLY, LOAD KING 60-150		
1	1008395	WELDMENT, BASE SECTION	1	SEE PAGE 206
2	1008400	WELDMENT, 2ND SECTION	1	SEE PAGE 210
3	1008401	WELDMENT, 3RD SECTION	1	SEE PAGE 214
4	1008402	WELDMENT, 4TH SECTION	1	SEE PAGE 220
5	1008403	WELDMENT, TIP SECTION	1	SEE PAGE 226

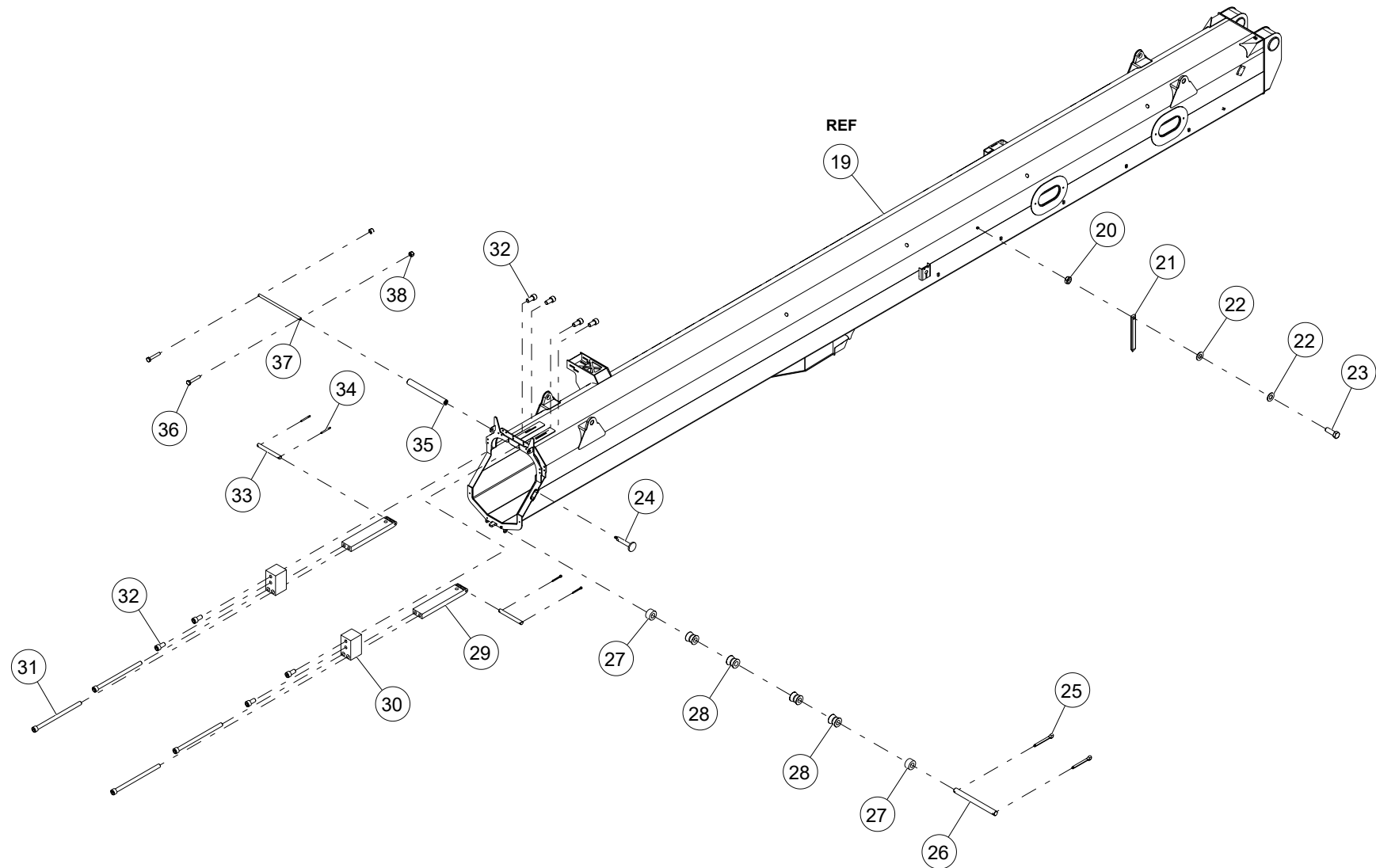
WHEN ORDERING PARTS, SPECIFY MODEL NUMBER, SERIAL NUMBER AND DESCRIPTION OF PARTS REQUIRED



WHEN ORDERING PARTS, SPECIFY MODEL NUMBER, SERIAL NUMBER AND DESCRIPTION OF PARTS REQUIRED

ITEM	PART NUMBER	DESCRIPTION	QUANTITY	NOTES
	1008395	WELDMENT, BASE SECTION		
1	1008463	BUSHING, PIVOT PIN	2	
2	1004751	PLATE, ACCESS HOLE COVER	4	
3	WSH2-X5000008Z0	SAE WASHER, 1/2, GR8, ZN	14	
4	HHCS-C5007508Z0	HEX HEAD CAP SCREW, 1/2-13 X 3/4 LEN, GR8, ZN	12	
5	NUT2-C7500008Z0	HEX JAM NUT, 3/4-10, GR8, ZN	4	
6	SS01-C750B50CB0	SET SCREW, 3/4-10 X 2 1/2 LEN, BO	4	
7	1004338	BAR, WEAR PAD ADJUSTING	4	
8	PIN3-X125A00XZ0	COTTER PIN, 1/8 DIA X 1 LEN, ZINC	8	
9	PIN1-X500C00XZ0	CLEVIS PIN, 1/2 DIA X 3 LEN, ZINC	8	
10	1004346	WEAR PAD ASM, FRONT UPPER LARGE	2	
11	1004652	LMI CABLE GUIDE	1	
12	NUT2-C3750008Z0	HEX JAM NUT, 3/8-16, GR8, ZN	1	
13	1004651	CABLE GUIDE MOUNT	1	
14	1035457	WEAR PAD, FRONT LOWER THICK	6	
15	1004339	WEAR PAD, FRONT LOWER THIN	8	
16	1004340	WEAR PAD, FRONT LOWER THICK	19	
17	1004725	WELDMENT, WEAR PAD TRAY, 2ND SECTION	1	
18	SH01-C500A00AB0	SHCS LOW HEAD, 1/2-13 X 1 LEN, BO	2	
19	1008395	WELDMENT, BASE SECTION	1	

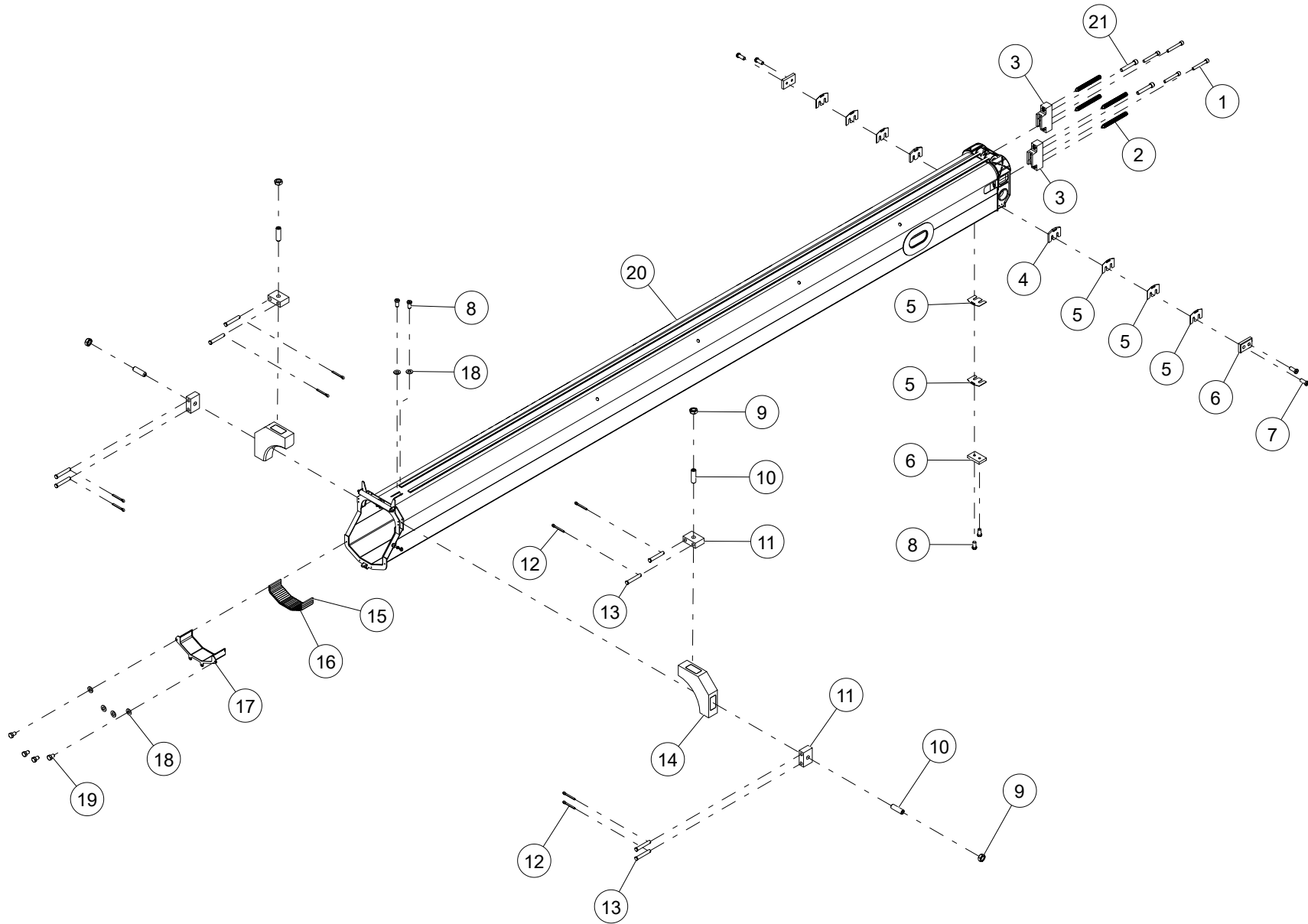
WHEN ORDERING PARTS, SPECIFY MODEL NUMBER, SERIAL NUMBER AND DESCRIPTION OF PARTS REQUIRED



WHEN ORDERING PARTS, SPECIFY MODEL NUMBER, SERIAL NUMBER AND DESCRIPTION OF PARTS REQUIRED

ITEM	PART NUMBER	DESCRIPTION	QUANTITY	NOTES
	1008395	WELDMENT, BASE SECTION		
20	NUT2-C4380008Z0	HEX JAM NUT, 7/16-14, GR8, ZN	1	
21	729-02578	POINTER	1	
22	WSH2-X4380008Z0	SAE WASHER, 7/16, GR8, ZN	2	
23	HHCS-C438A258Z1	HEX HEAD CAP SCREW, 7/16-14 X 1 1/4 LEN, GR8, ZN, FULL THREAD	1	
24	1004438	WELDMENT, LMI TIE OFF	1	
25	PIN3-X250B00XZ0	COTTER PIN, 1/4 DIA X 2 LEN, ZINC	2	
26	1026760	ROUND, ROLLER SHAFT	1	
27	1026761	SPACER, BOTTOM ROLLERS	2	
28	1005003	ROLLER, WIRE ROPE	4	
29	1004752	ANCHOR, BL588 CHAIN	2	
30	C1046706	BAR, CHAIN ANCHOR BL588	2	
31	SHCS-C500H50AB1	SOCKET HEAD CAP SCREW, 1/2-13 X 8 1/2 LEN, BO, FULL THREAD	4	
32	SHCS-C500A00AB0	SOCKET HEAD CAP SCREW, 1/2-13 X 1 LEN, BO	8	
33	1005001	PIN, CONNECTING BL588 LEAF CHAIN	2	
34	PIN3-X063500XZ0	COTTER PIN, 1/16 DIA X 1/2 LEN, ZINC	4	
35	1004635	ASSEMBLY, ROLLER	1	
36	HHCS-C250A508Z0	HEX HEAD CAP SCREW, 1/4-20 X 1 1/2 LEN, GR8, ZN	2	
37	1005432	HOLLOW SHAFT, WINCH ROPE ROLLER SUPPORT	1	
38	NUT3-C2500008Z0	NYLON LOCK NUT, 1/4-20, GR8, ZN	2	

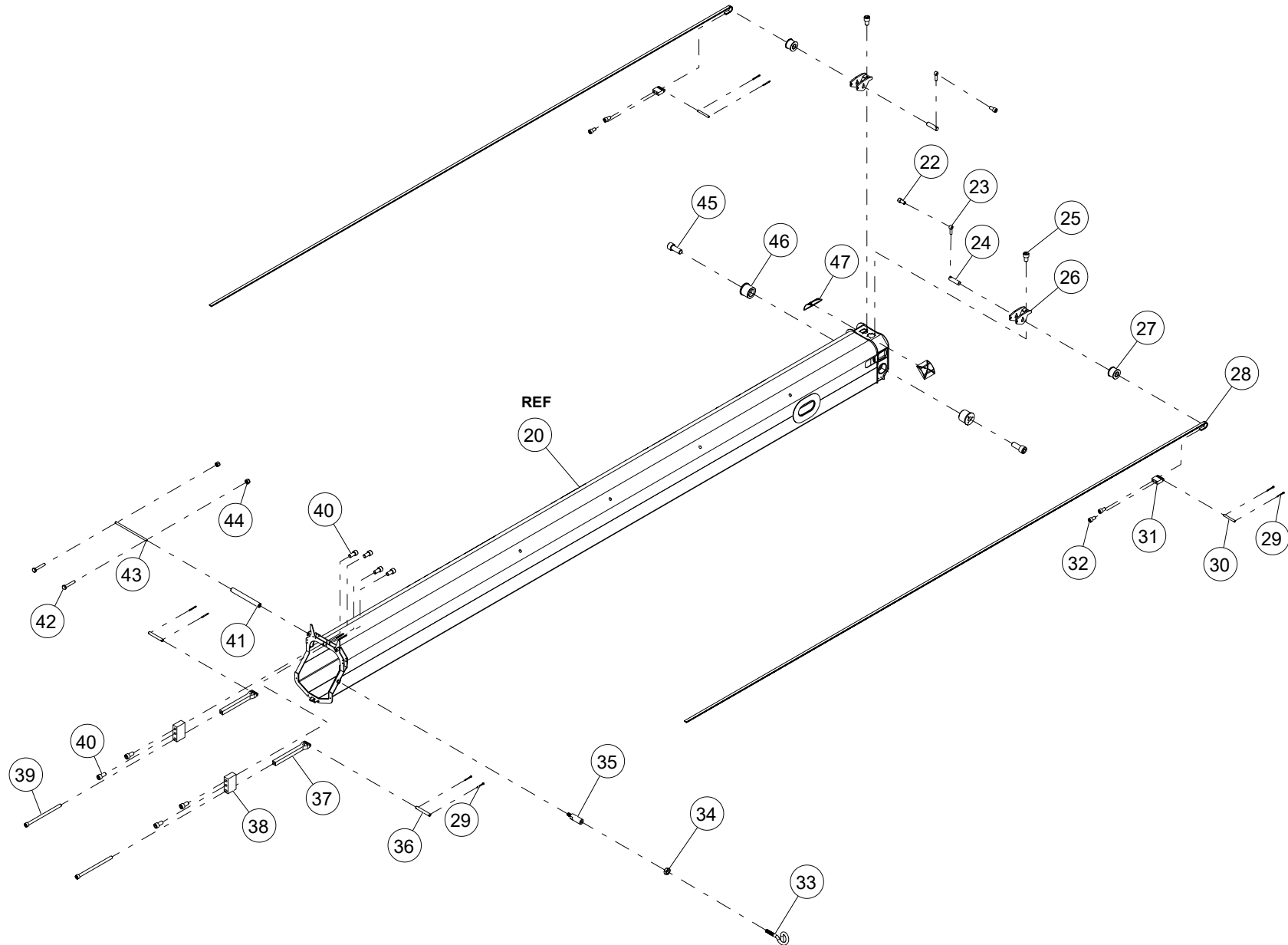
WHEN ORDERING PARTS, SPECIFY MODEL NUMBER, SERIAL NUMBER AND DESCRIPTION OF PARTS REQUIRED



WHEN ORDERING PARTS, SPECIFY MODEL NUMBER, SERIAL NUMBER AND DESCRIPTION OF PARTS REQUIRED

ITEM	PART NUMBER	DESCRIPTION	QUANTITY	NOTES
	1008400	WELDMENT, 2ND SECTION		
1	SHCS-C625D50AB0	SOCKET HEAD CAP SCREW, 5/8-11 X 4 1/2 LEN, BO	4	
2	1004615	ROUND, THREADED ROD 7/8-9 UNC	4	
3	1004632	ASSEMBLY, 4TH SECTION EXTEND ROPE ANCHOR	2	
4	1004820	SHIM, WEAR PAD	2	
5	1004809	SHIM, WEAR PAD	8	
6	1004808	WEAR PAD, REAR LOWER	3	
7	SH01-C500A25AB0	SHCS LOW HEAD, 1/2-13 X 1 1/4 LEN, BO	4	
8	SH01-C500A00AB0	SHCS LOW HEAD, 1/2-13 X 1 LEN, BO	4	
9	NUT2-C7500008Z0	HEX JAM NUT, 3/4-10, GR8, ZN	4	
10	SS01-C750B50CB0	SET SCREW, 3/4-10 X 2 1/2 LEN, BO	4	
11	1004338	BAR, WEAR PAD ADJUSTING	4	
12	PIN3-X125A00XZ0	COTTER PIN, 1/8 DIA X 1 LEN, ZINC	8	
13	PIN1-X500C00XZ0	CLEVIS PIN, 1/2 DIA X 3 LEN, ZINC	8	
14	1004349	WEAR PAD ASM, FRONT UPPER SMALL	2	
15	1004340	WEAR PAD, FRONT LOWER THICK	21	
16	1004339	WEAR PAD, FRONT LOWER THIN	10	
17	1004729	WELDMENT, WEAR PAD TRAY, 3RD SECTION	1	
18	WSH2-X5000008Z0	SAE WASHER, 1/2, GR8, ZN	6	
19	HHCS-C5007508Z0	HEX HEAD CAP SCREW, 1/2-13 X 3/4 LEN, GR8, ZN	4	
20	1008400	WELDMENT, 2ND SECTION	1	
21	SHCS-C750D50AB0	SOCKET HEAD CAP SCREW, 3/4-10 X 4 1/2 LEN, BO	2	

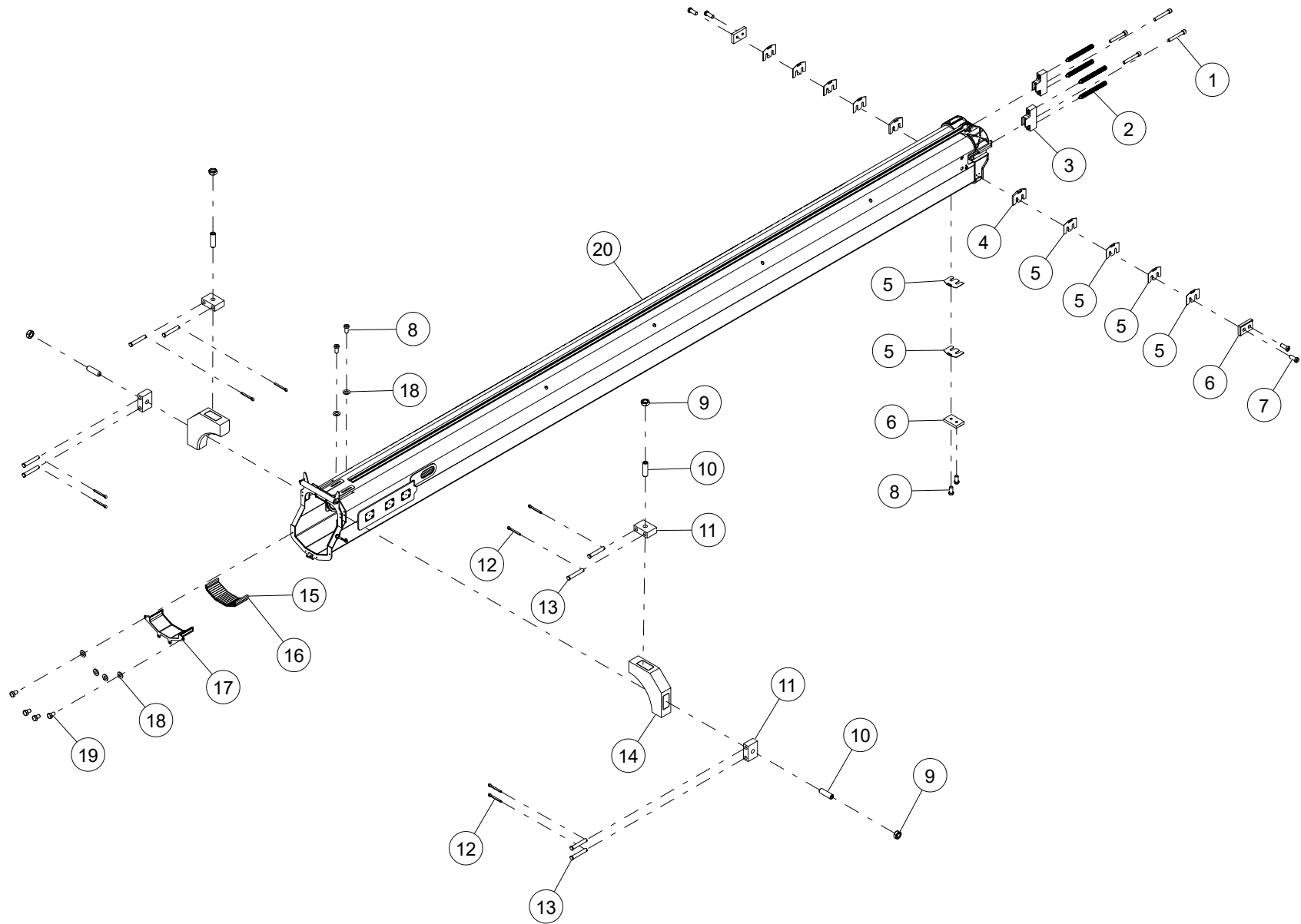
WHEN ORDERING PARTS, SPECIFY MODEL NUMBER, SERIAL NUMBER AND DESCRIPTION OF PARTS REQUIRED



WHEN ORDERING PARTS, SPECIFY MODEL NUMBER, SERIAL NUMBER AND DESCRIPTION OF PARTS REQUIRED

ITEM	PART NUMBER	DESCRIPTION	QUANTITY	NOTES
	1008400	WELDMENT, 2ND SECTION		
22	SHCS-C375750AB0	SOCKET HEAD CAP SCREW, 3/8-16 X 3/4 LEN, BO	2	
23	1005446	ROD END, 3/8	2	
24	1004640	PIN, 1 DIA X 3 5/8 LEN	2	
25	SHCS-C500750AB0	SOCKET HEAD CAP SCREW, 1/2-13 X 3/4 LEN, BO	2	
26	1004413	WELDMENT, CHAIN ANCHOR BL588	2	
27	1004397	ASSEMBLY, CHAIN SHEAVE BL588	2	
28	1024452	LEAF CHAIN, BL588	2	
29	PIN3-X063500XZ0	COTTER PIN, 1/16 DIA X 1/2 LEN, ZINC	8	
30	1005001	PIN, CONNECTING BL588 LEAF CHAIN	2	
31	1004753	ANCHOR, BL588 CHAIN	2	
32	SHCS-C500875AB0	SOCKET HEAD CAP SCREW, 1/2-13 X 7/8 LEN, BO	4	
33	1004652	LMI CABLE GUIDE	1	
34	NUT2-C3750008Z0	HEX JAM NUT, 3/8-16, GR8, ZN	1	
35	1004651	CABLE GUIDE MOUNT	1	
36	1005000	PIN, CONNECTING BL566 LEAF CHAIN	2	
37	1004757	ANCHOR, BL566 CHAIN	2	
38	1004762	BAR, CHAIN ANCHOR	2	
39	SHCS-C500H50AB1	SOCKET HEAD CAP SCREW, 1/2-13 X 8 1/2 LEN, BO, FULL THREAD	2	
40	SHCS-C500A00AB0	SOCKET HEAD CAP SCREW, 1/2-13 X 1 LEN, BO	4	
41	1004635	ASSEMBLY, ROLLER	1	
42	HHCS-C250A508Z0	HEX HEAD CAP SCREW, 1/4-20 X 1 1/2 LEN, GR8, ZN	2	
43	1005432	HOLLOW SHAFT, WINCH ROPE ROLLER SUPPORT	1	
44	NUT3-C2500008Z0	NYLON LOCK NUT, 1/4-20, GR8, ZN	2	
45	SHCS-CA00B50AB0	SOCKET HEAD CAP SCREW, 1-8 X 2 1/2 LEN, BO	2	
46	1004745	ROUND, CYLINDER RETAINING CUP	2	
47	1004337	WEAR PAD, REAR UPPER LARGE	2	

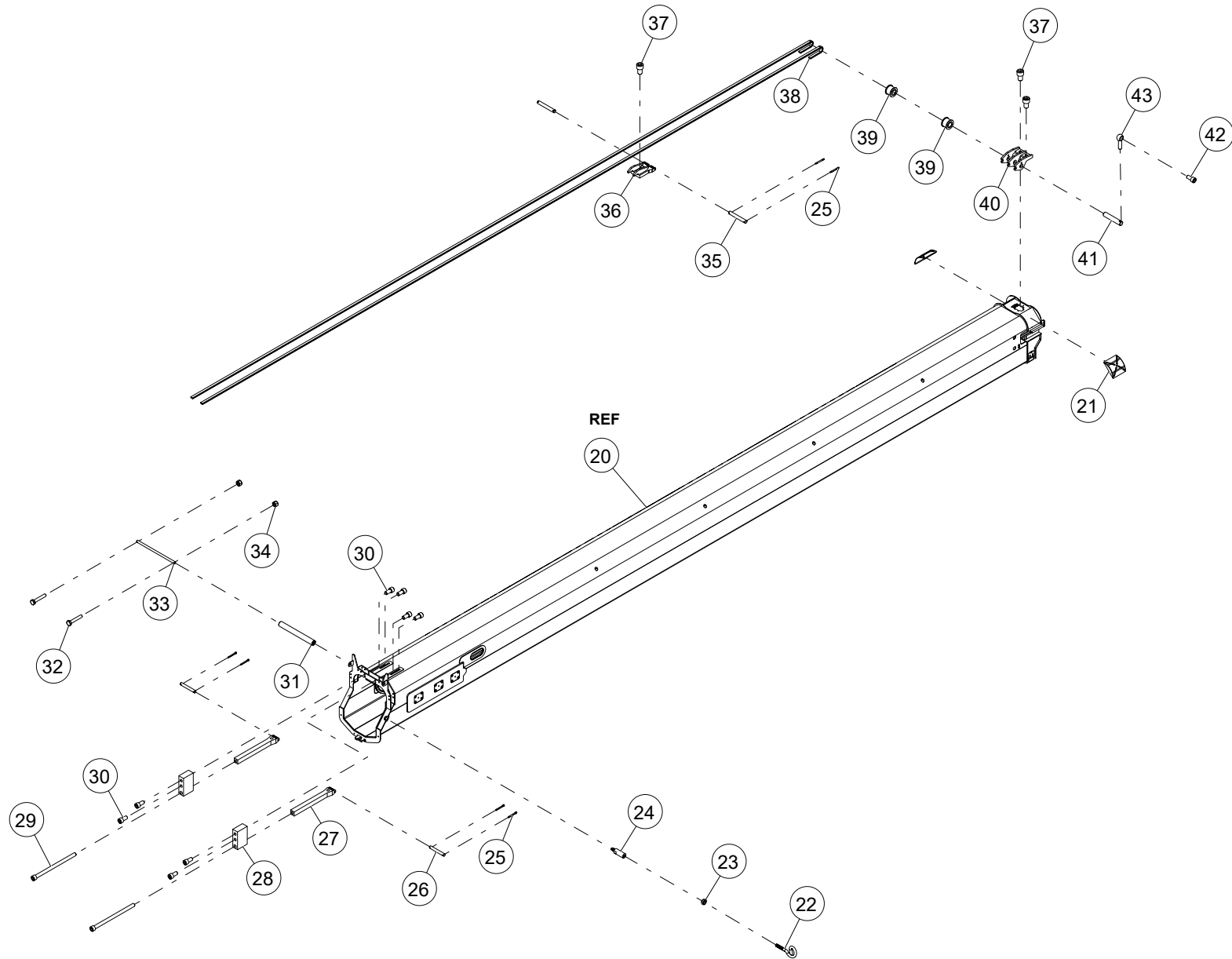
WHEN ORDERING PARTS, SPECIFY MODEL NUMBER, SERIAL NUMBER AND DESCRIPTION OF PARTS REQUIRED



WHEN ORDERING PARTS, SPECIFY MODEL NUMBER, SERIAL NUMBER AND DESCRIPTION OF PARTS REQUIRED

ITEM	PART NUMBER	DESCRIPTION	QUANTITY	NOTES
	1008401	WELDMENT, 3RD SECTION		
1	SHCS-C625D50AB0	SOCKET HEAD CAP SCREW, 5/8-11 X 4 1/2 LEN, BO	4	
2	1004615	ROUND, THREADED ROD 7/8-9 UNC	4	
3	1004629	ASSEMBLY, 5TH SECTION EXTEND ROPE ANCHOR	2	
4	1004820	SHIM, WEAR PAD	2	
5	1004809	SHIM, WEAR PAD	10	
6	1004808	WEAR PAD, REAR LOWER	3	
7	SH01-C500A25AB0	SHCS LOW HEAD, 1/2-13 X 1 1/4 LEN, BO	4	Total 8 in WELDMENT, 3RD SECTION
8	SH01-C500A00AB0	SHCS LOW HEAD, 1/2-13 X 1 LEN, BO	4	
9	NUT2-C7500008Z0	HEX JAM NUT, 3/4-10, GR8, ZN	4	
10	SS01-C750B50CB0	SET SCREW, 3/4-10 X 2 1/2 LEN, BO	4	
11	1004338	BAR, WEAR PAD ADJUSTING	4	
12	PIN3-X125A00XZ0	COTTER PIN, 1/8 DIA X 1 LEN, ZINC	8	
13	PIN1-X500C00XZ0	CLEVIS PIN, 1/2 DIA X 3 LEN, ZINC	8	
14	1004349	WEAR PAD ASM, FRONT UPPER SMALL	2	
15	1004340	WEAR PAD, FRONT LOWER THICK	21	
16	1004339	WEAR PAD, FRONT LOWER THIN	2	
17	1004734	WELDMENT, WEAR PAD TRAY, 4TH SECTION	1	
18	WSH2-X5000008Z0	SAE WASHER, 1/2, GR8, ZN	6	
19	HHCS-C5007508Z0	HEX HEAD CAP SCREW, 1/2-13 X 3/4 LEN, GR8, ZN	4	
20	1008401	WELDMENT, 3RD SECTION	1	

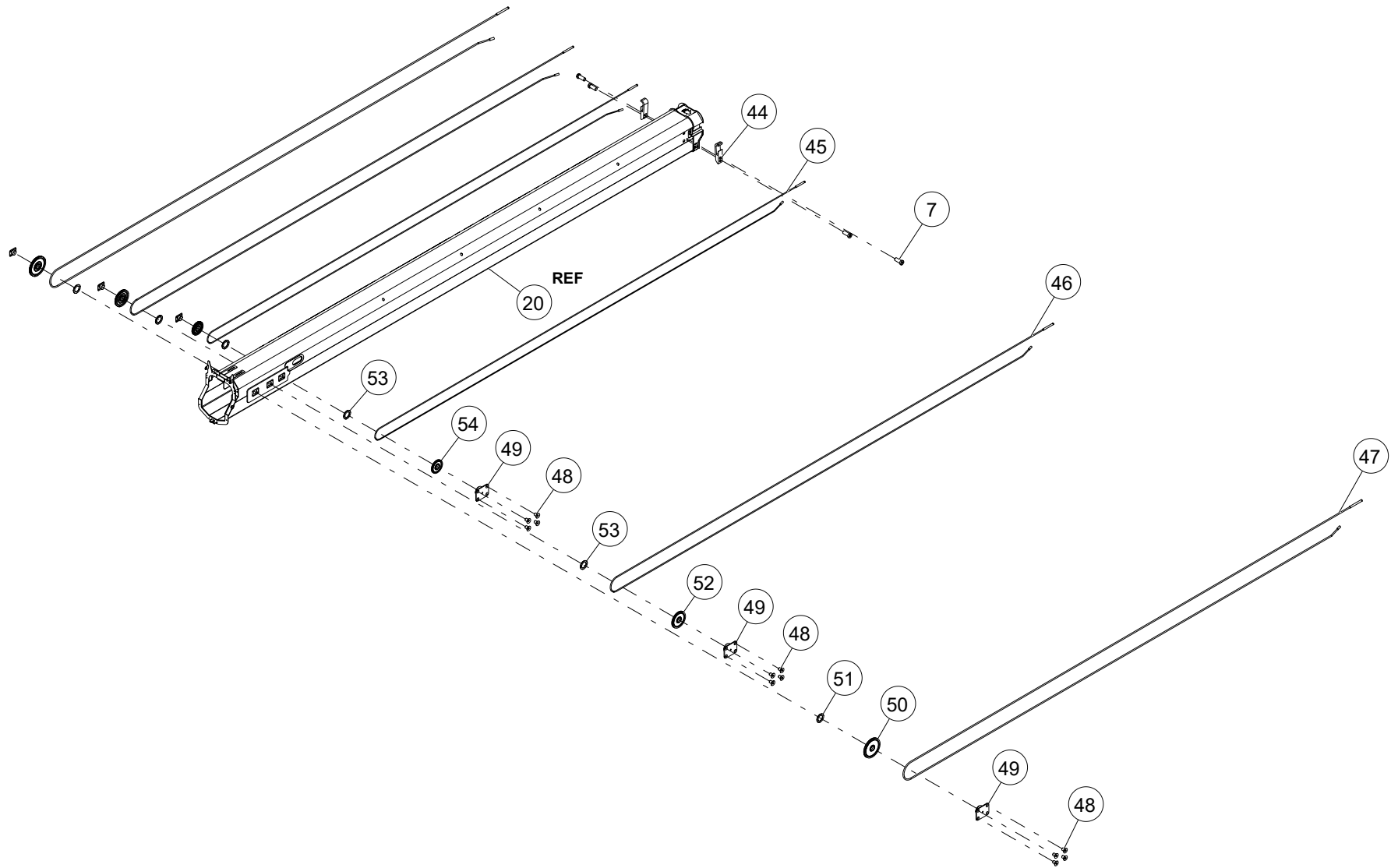
WHEN ORDERING PARTS, SPECIFY MODEL NUMBER, SERIAL NUMBER AND DESCRIPTION OF PARTS REQUIRED



WHEN ORDERING PARTS, SPECIFY MODEL NUMBER, SERIAL NUMBER AND DESCRIPTION OF PARTS REQUIRED

ITEM	PART NUMBER	DESCRIPTION	QUANTITY	NOTES
	1008401	WELDMENT, 3RD SECTION		
21	1004337	WEAR PAD, REAR UPPER LARGE	2	
22	1004652	LMI CABLE GUIDE	1	
23	NUT2-C3750008Z0	HEX JAM NUT, 3/8-16, GR8, ZN	1	
24	1004651	CABLE GUIDE MOUNT	1	
25	PIN3-X063500XZ0	COTTER PIN, 1/16 DIA X 1/2 LEN, ZINC	6	
26	1004999	PIN, CONNECTING BL466 LEAF CHAIN	2	
27	1004763	ANCHOR, BL466 CHAIN	2	
28	1004762	BAR, CHAIN ANCHOR	2	
29	SHCS-C500H50AB1	SOCKET HEAD CAP SCREW, 1/2-13 X 8 1/2 LEN, BO, FULL THREAD	2	
30	SHCS-C500A00AB0	SOCKET HEAD CAP SCREW, 1/2-13 X 1 LEN, BO	8	
31	1004635	ASSEMBLY, ROLLER	1	
32	HHCS-C250A508Z0	HEX HEAD CAP SCREW, 1/4-20 X 1 1/2 LEN, GR8, ZN	2	
33	1005432	HOLLOW SHAFT, WINCH ROPE ROLLER SUPPORT	1	
34	NUT3-C2500008Z0	NYLON LOCK NUT, 1/4-20, GR8, ZN	2	
35	1005000	PIN, CONNECTING BL566 LEAF CHAIN	2	
36	1004758	WELDMENT, CHAIN ANCHOR BL566	1	
37	SHCS-C500750AB0	SOCKET HEAD CAP SCREW, 1/2-13 X 3/4 LEN, BO	3	
38	1024451	LEAF CHAIN, BL566	2	
39	1004400	ASSEMBLY, CHAIN SHEAVE BL566	2	
40	1004409	WELDMENT, CHAIN ANCHOR BL566	1	
41	1004641	PIN, 1 DIA X 4 5/16 LEN	1	
42	SHCS-C375750AB0	SOCKET HEAD CAP SCREW, 3/8-16 X 3/4 LEN, BO	1	
43	1005446	ROD END, 3/8	1	

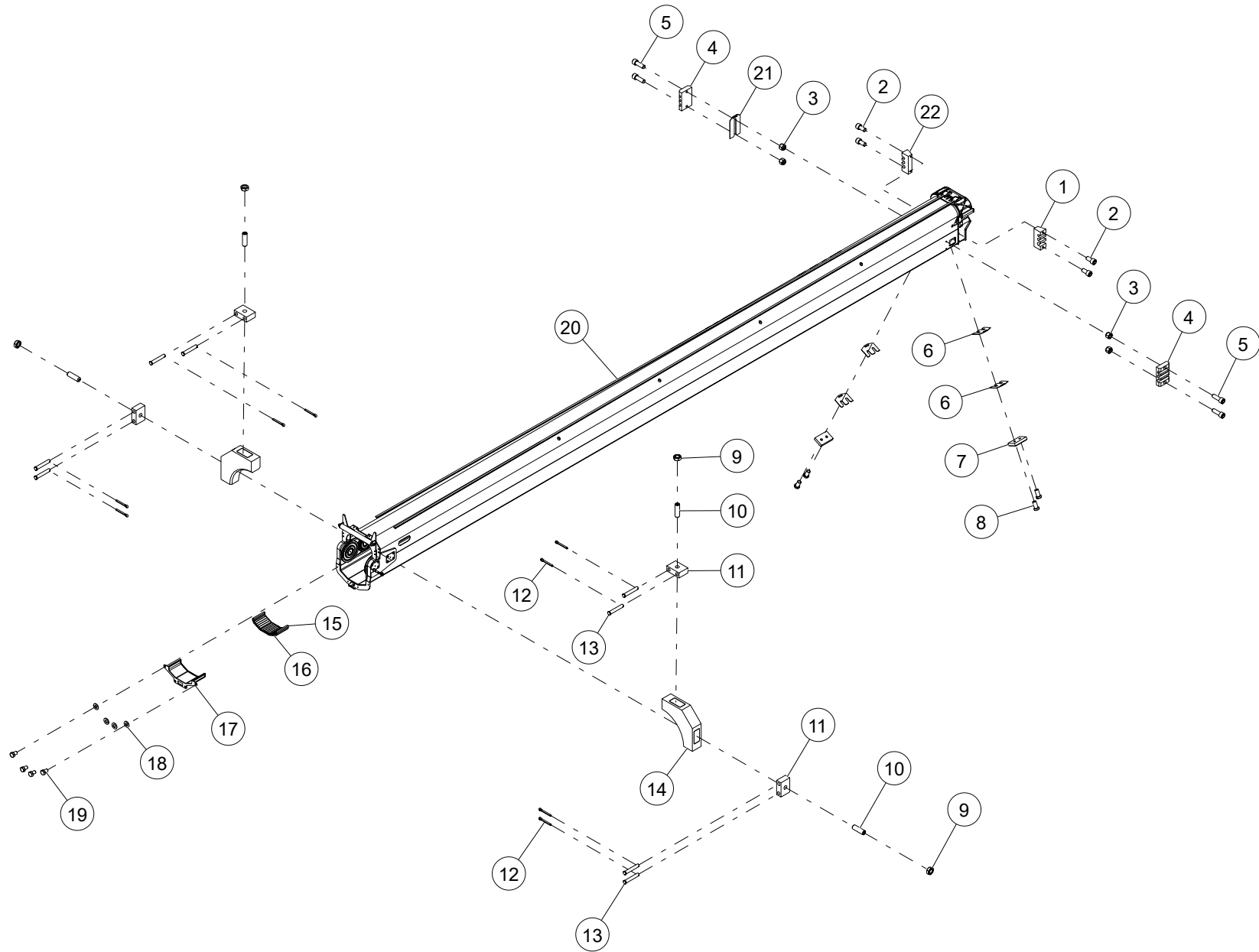
WHEN ORDERING PARTS, SPECIFY MODEL NUMBER, SERIAL NUMBER AND DESCRIPTION OF PARTS REQUIRED



WHEN ORDERING PARTS, SPECIFY MODEL NUMBER, SERIAL NUMBER AND DESCRIPTION OF PARTS REQUIRED

ITEM	PART NUMBER	DESCRIPTION	QUANTITY	NOTES
	1008401	WELDMENT, 3RD SECTION		
44	1027860	ROPE GUIDE ASM, SECTION 4	2	
45	1008529	WIRE ROPE, 1/2 DIA, BOOM EXTENSION	2	
46	1008528	WIRE ROPE, 5/8 DIA, BOOM EXTENSION	2	
47	1008527	WIRE ROPE, 3/4 DIA, BOOM EXTENSION	2	
48	SH02-C500750BB0	SHCS C'SUNK HEAD, 1/2-13 X 3/4 LEN, BO	24	
49	1040810	BEARING SUPPORT, SIDE SHEAVE	6	
50	1004386	ASSEMBLY, EXTEND SHEAVE LARGE	2	
51	1032421	EXTEND SHEAVE SPACER, LARGE SHEAVE	2	
52	1004392	ASSEMBLY, EXTEND SHEAVE MEDIUM	2	
53	1004341	EXTEND SHEAVE SPACER	4	
54	1004389	ASSEMBLY, EXTEND SHEAVE SMALL	2	

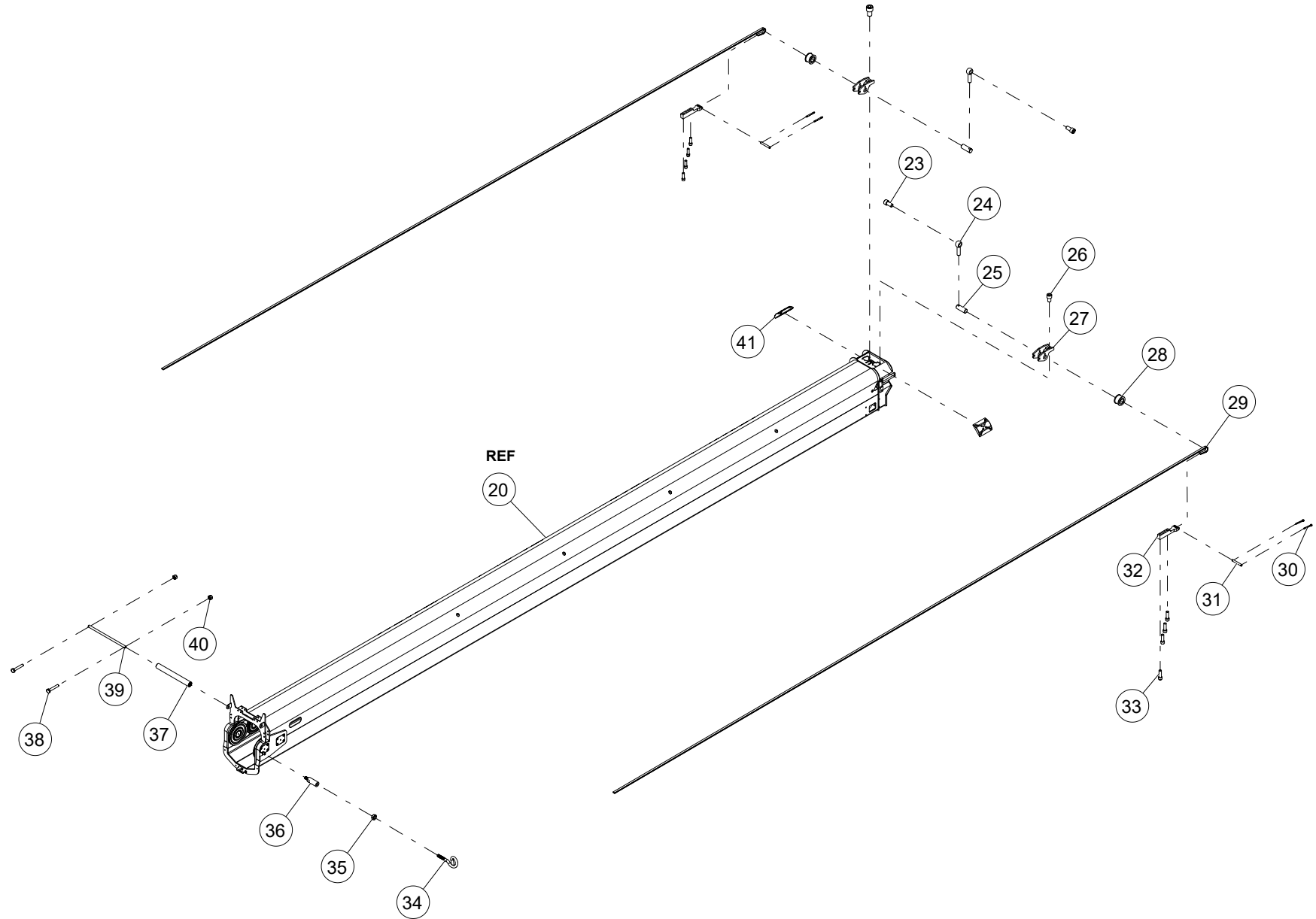
WHEN ORDERING PARTS, SPECIFY MODEL NUMBER, SERIAL NUMBER AND DESCRIPTION OF PARTS REQUIRED



WHEN ORDERING PARTS, SPECIFY MODEL NUMBER, SERIAL NUMBER AND DESCRIPTION OF PARTS REQUIRED

ITEM	PART NUMBER	DESCRIPTION	QUANTITY	NOTES
	1008402	WELDMENT, 4TH SECTION		
1	1004614	BAR, RH LARGE ROPE ANCHOR	1	
2	SHCS-C500A00AB0	SOCKET HEAD CAP SCREW, 1/2-13 X 1 LEN, BO	4	
3	NUT3-C5000008Z0	NYLON LOCK NUT, 1/2-13, GR8, ZN	4	
4	1004608	GUIDE BLOCK, THREE SLOT WIRE ROPE	2	
5	SHCS-C500A50AB0	SOCKET HEAD CAP SCREW, 1/2-13 X 1 1/2 LEN, BO	4	Total 12 in WELDMENT, 4TH SECTION
6	1004809	SHIM, WEAR PAD	4	
7	1004808	WEAR PAD, REAR LOWER	2	
8	SH01-C500A00AB0	SHCS LOW HEAD, 1/2-13 X 1 LEN, BO	4	
9	NUT2-C7500008Z0	HEX JAM NUT, 3/4-10, GR8, ZN	4	
10	SS01-C750B50CB0	SET SCREW, 3/4-10 X 2 1/2 LEN, BO	4	
11	1004338	BAR, WEAR PAD ADJUSTING	4	
12	PIN3-X125A00XZ0	COTTER PIN, 1/8 DIA X 1 LEN, ZINC	8	
13	PIN1-X500C00XZ0	CLEVIS PIN, 1/2 DIA X 3 LEN, ZINC	8	
14	1004349	WEAR PAD ASM, FRONT UPPER SMALL	2	
15	1004339	WEAR PAD, FRONT LOWER THIN	8	
16	1004340	WEAR PAD, FRONT LOWER THICK	13	
17	1004740	WLDMENT, WEAR PAD TRAY, 5TH SECTION	1	
18	WSH2-X5000008Z0	SAE WASHER, 1/2, GR8, ZN	4	
19	HHCS-C5007508Z0	HEX HEAD CAP SCREW, 1/2-13 X 3/4 LEN, GR8, ZN	4	
20	1008402	WELDMENT, 4TH SECTION	1	
21	1004384	SHIM, WEAR PAD	1	
22	1024497	BAR, LH LARGE ROPE ANCHOR	1	

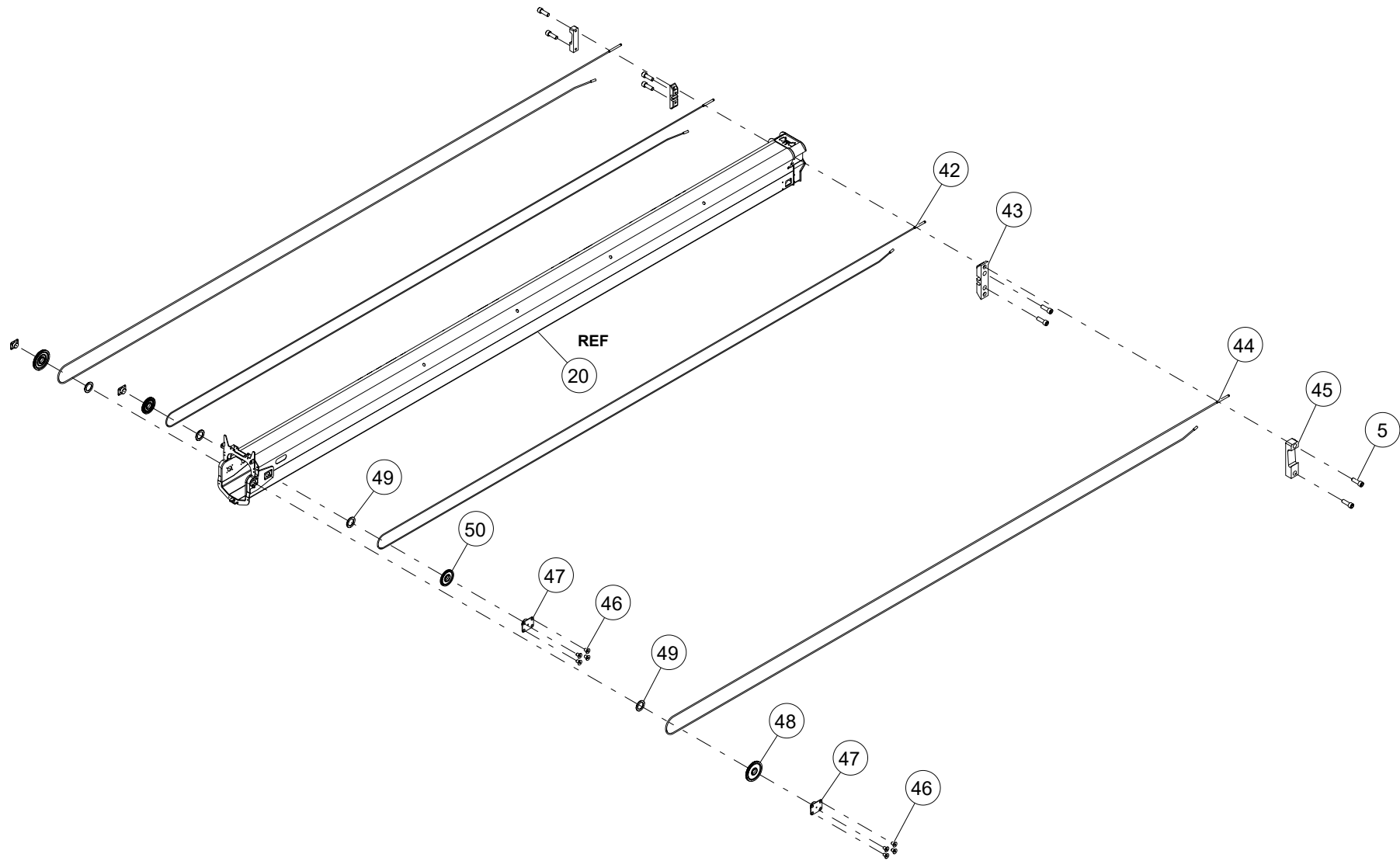
WHEN ORDERING PARTS, SPECIFY MODEL NUMBER, SERIAL NUMBER AND DESCRIPTION OF PARTS REQUIRED



WHEN ORDERING PARTS, SPECIFY MODEL NUMBER, SERIAL NUMBER AND DESCRIPTION OF PARTS REQUIRED

ITEM	PART NUMBER	DESCRIPTION	QUANTITY	NOTES
	1008402	WELDMENT, 4TH SECTION		
23	SHCS-C375750AB0	SOCKET HEAD CAP SCREW, 3/8-16 X 3/4 LEN, BO	2	
24	1005446	ROD END, 3/8	2	
25	1004642	PIN, 1 DIA X 2 3/4 LEN	2	
26	SHCS-C500750AB0	SOCKET HEAD CAP SCREW, 1/2-13 X 3/4 LEN, BO	2	
27	1004406	WELDMENT, CHAIN ANCHOR BL466	2	
28	1004403	ASSEMBLY, CHAIN SHEAVE BL466	2	
29	1024450	LEAF CHAIN, BL466	2	
30	PIN3-X063500XZ0	COTTER PIN, 1/16 DIA X 1/2 LEN, ZINC	4	
31	1004999	PIN, CONNECTING BL466 LEAF CHAIN	2	
32	1038773	ANCHOR, BL466 CHAIN	2	
33	SHCS-C375A25AB0	SOCKET HEAD CAP SCREW, 3/8-16 X 1 1/4 LEN, BO	8	
34	1004652	LMI CABLE GUIDE	1	
35	NUT2-C3750008Z0	HEX JAM NUT, 3/8-16, GR8, ZN	1	
36	1004651	CABLE GUIDE MOUNT	1	
37	1004635	ASSEMBLY, ROLLER	1	
38	HHCS-C250A508Z0	HEX HEAD CAP SCREW, 1/4-20 X 1 1/2 LEN, GR8, ZN	2	
39	1005432	HOLLOW SHAFT, WINCH ROPE ROLLER SUPPORT	1	
40	NUT3-C2500008Z0	NYLON LOCK NUT, 1/4-20, GR8, ZN	2	
41	1004336	WEAR PAD, REAR UPPER SMALL	2	

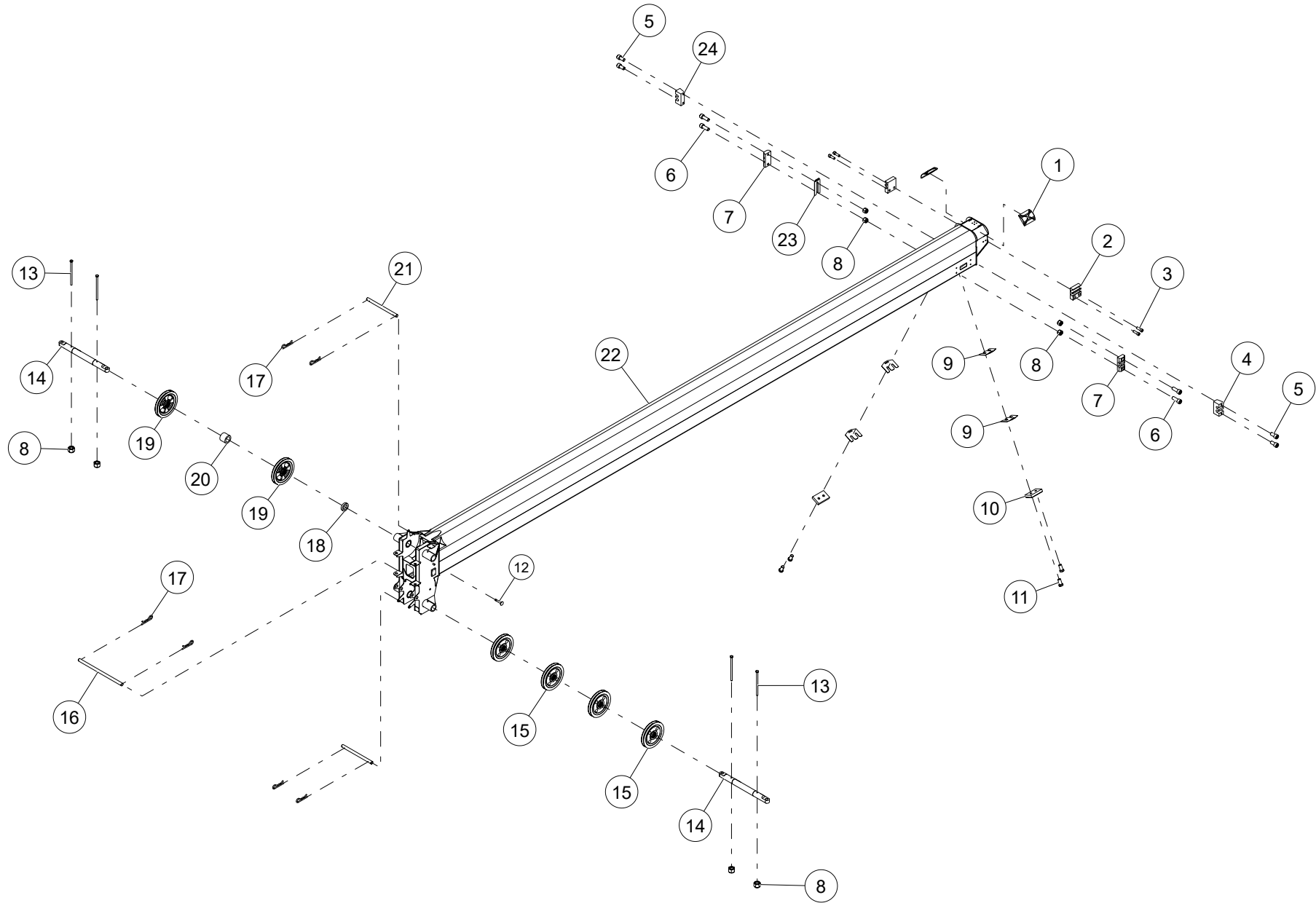
WHEN ORDERING PARTS, SPECIFY MODEL NUMBER, SERIAL NUMBER AND DESCRIPTION OF PARTS REQUIRED



WHEN ORDERING PARTS, SPECIFY MODEL NUMBER, SERIAL NUMBER AND DESCRIPTION OF PARTS REQUIRED

ITEM	PART NUMBER	DESCRIPTION	QUANTITY	NOTES
	1008402	WELDMENT, 4TH SECTION		
42	1008526	WIRE ROPE, 1/2 DIA, BOOM EXTENSION	2	
43	1027862	ROPE GUIDE ASM, SECTION 5, INNER	2	
44	1008525	WIRE ROPE, 5/8 DIA, BOOM EXTENSION	2	
45	1027859	ROPE GUIDE, SECTION 5, OUTER	2	
46	SH02-C500750BB0	SHCS C'SUNK HEAD, 1/2-13 X 3/4 LEN, BO	16	
47	1040810	BEARING SUPPORT, SIDE SHEAVE	4	
48	1004392	ASSEMBLY, EXTEND SHEAVE MEDIUM	2	
49	1004341	EXTEND SHEAVE SPACER	4	
50	1004389	ASSEMBLY, EXTEND SHEAVE SMALL	2	

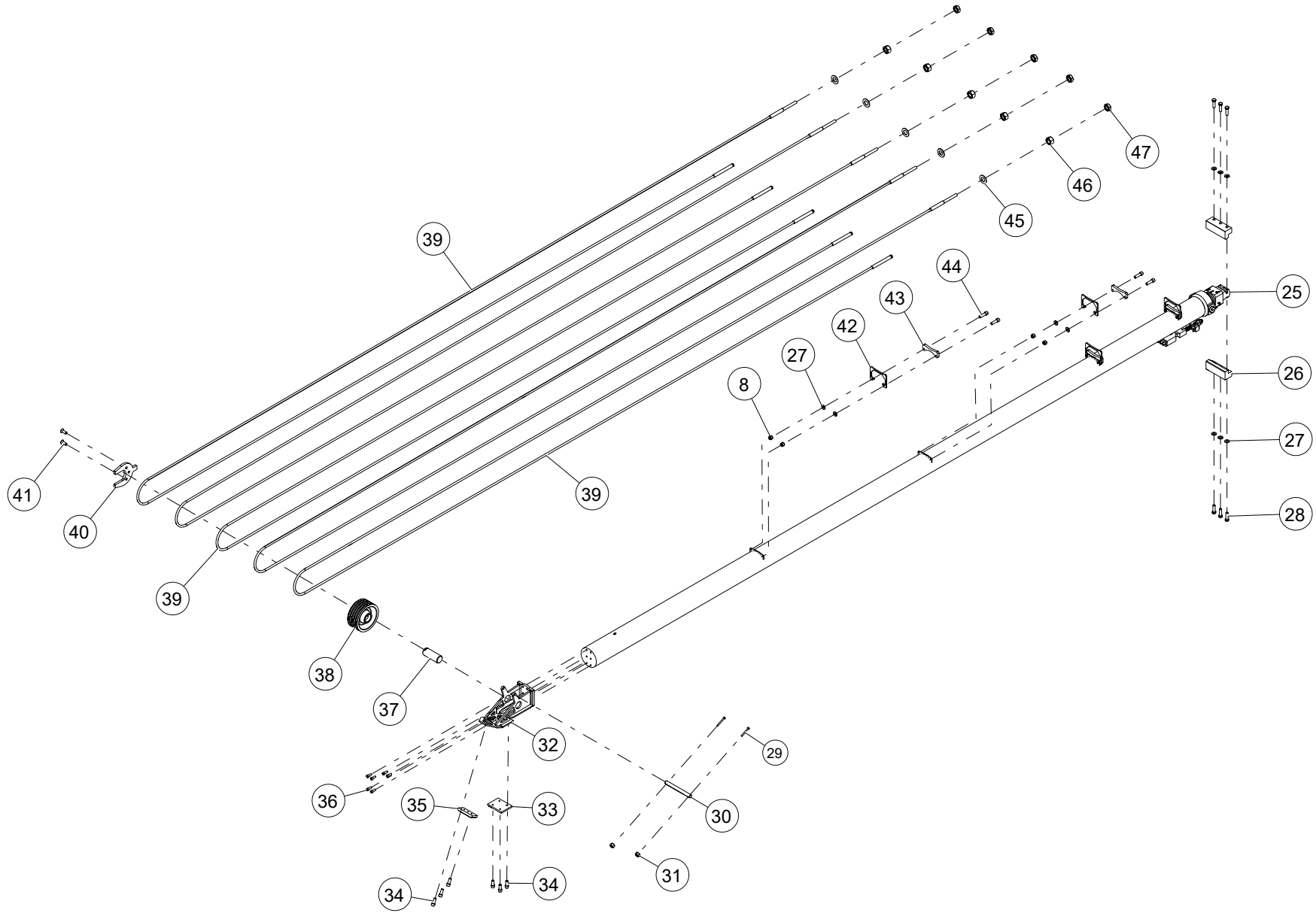
WHEN ORDERING PARTS, SPECIFY MODEL NUMBER, SERIAL NUMBER AND DESCRIPTION OF PARTS REQUIRED



WHEN ORDERING PARTS, SPECIFY MODEL NUMBER, SERIAL NUMBER AND DESCRIPTION OF PARTS REQUIRED

ITEM	PART NUMBER	DESCRIPTION	QUANTITY	NOTES
	1008403	WELDMENT, TIP SECTION		
1	1004336	WEAR PAD, REAR UPPER SMALL	2	
2	1027855	ROPE GUIDE, SECTION 6	2	
3	SHCS-C500A50AB0	SOCKET HEAD CAP SCREW, 1/2-13 X 1 1/2 LEN, BO	4	Total 8 in WELDMENT, TIP SECTION
4	1004616	BAR, RH SMALL ROPE ANCHOR	1	
5	SHCS-C500A00AB0	SOCKET HEAD CAP SCREW, 1/2-13 X 1 LEN, BO	4	
6	SHCS-C500A37AB0	SOCKET HEAD CAP SCREW, 1/2-13 X 1 3/8 LEN, BO	4	
7	1004609	GUIDE BLOCK, TWO SLOT WIRE ROPE	2	
8	NUT3-C5000008Z0	NYLON LOCK NUT, 1/2-13, GR8, ZN	8	Total 16 in WELDMENT, TIP SECTION
9	1004809	SHIM, WEAR PAD	4	
10	1004808	WEAR PAD, REAR LOWER	2	
11	SH01-C500A00AB0	SHCS LOW HEAD, 1/2-13 X 1 LEN, BO	4	
12	1004438	WELDMENT, LMI TIE OFF	1	
13	HHCS-C500E008Z0	HEX HEAD CAP SCREW, 1/2-13 X 5 LEN, GR8, ZN	4	
14	1039208	PIN, BOOM HEAD SHAFT	2	
15	1035256	ASSEMBLY, NYLON BOOM HEAD SHEAVE 5/8	4	SEE PAGE 232
16	1026676	ROUND, WIRE ROPE KEEPER REAR	1	
17	PIN2-X125B00YZ0	HAIRPIN, 1/8 DIA X 2 LEN, ZINC	6	
18	1005427	SPACER, BOOM TIP SHEAVE - NARROW	1	
19	1029874	ASSEMBLY, BOOM HEAD SHEAVE	2	SEE PAGE 234
20	1005429	SPACER, BOOM TIP SHEAVE - WIDE	1	
21	1005006	ROUND, WIRE ROPE KEEPER	2	
22	1008403	WELDMENT, TIP SECTION	1	
23	1004385	SHIM, WEAR PAD	1	
24	1024494	BAR, LH SMALL ROPE ANCHOR	1	

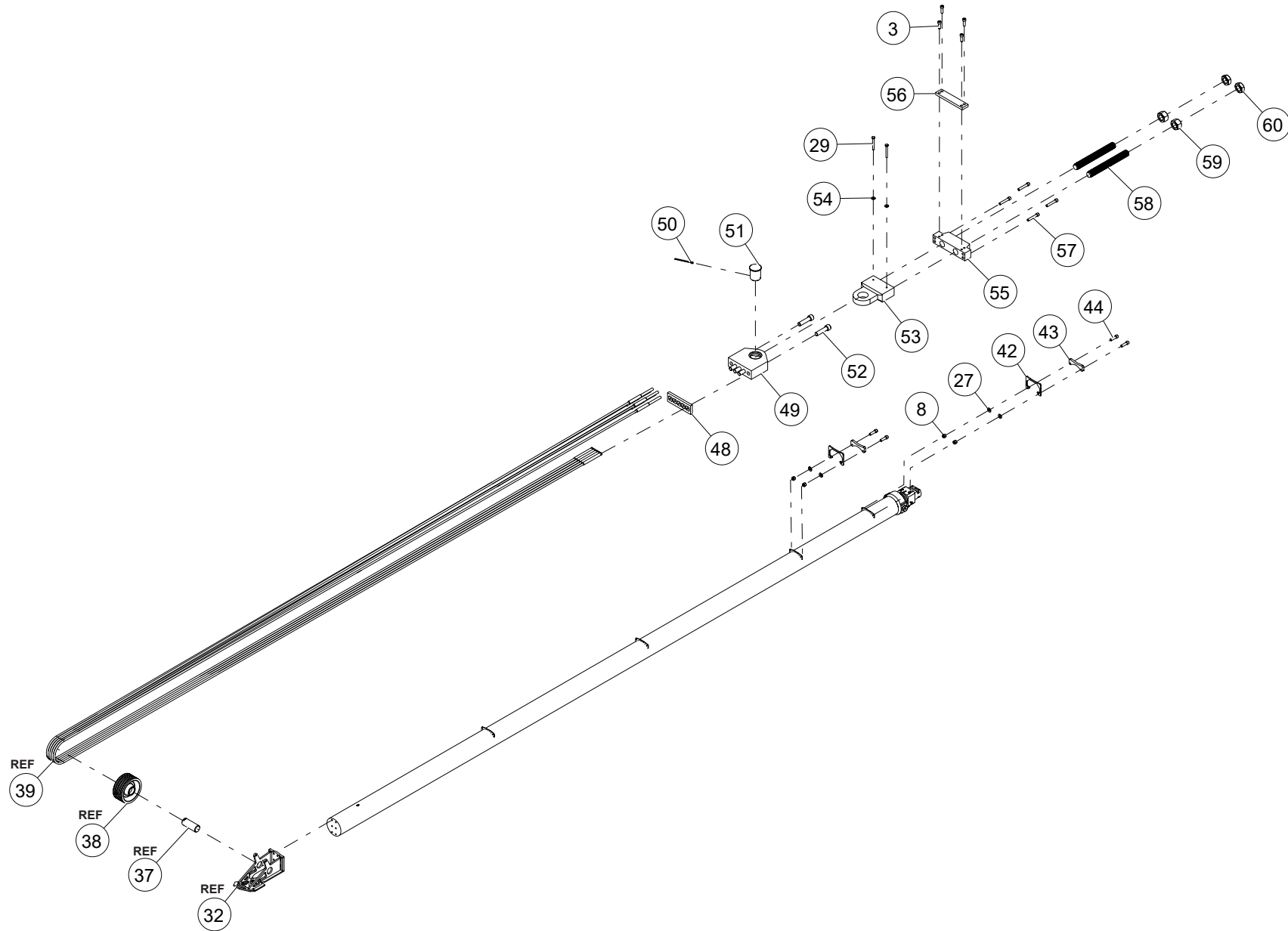
WHEN ORDERING PARTS, SPECIFY MODEL NUMBER, SERIAL NUMBER AND DESCRIPTION OF PARTS REQUIRED



WHEN ORDERING PARTS, SPECIFY MODEL NUMBER, SERIAL NUMBER AND DESCRIPTION OF PARTS REQUIRED

ITEM	PART NUMBER	DESCRIPTION	QUANTITY	NOTES
	1008403	WELDMENT, TIP SECTION		
25	1026914	CYLINDER, TELESCOPE	1	
26	1004748	BAR, CLAMP, LOWER EXTEND CYLINDER	2	
27	WSH2-X5000008Z0	SAE WASHER, 1/2, GR8, ZN	10	Total 14 in WELDMENT, TIP SECTION
28	HHCS-C500A758Z1	HEX HEAD CAP SCREW, 1/2-13 X 1 3/4 LEN, GR8, ZN, FULL THREAD	6	
29	HHCS-C250B258Z0	HEX HEAD CAP SCREW, 1/4-20 X 2 1/4 LEN, GR8, ZN	2	Total 4 in WELDMENT, TIP SECTION
30	1004644	ROUND, WIRE ROPE KEEPER	1	
31	NUT3-C2500008Z0	NYLON LOCK NUT, 1/4-20, GR8, ZN	2	
32	C1046711	WELDMENT, CYLINDER HEAD	1	
33	1004345	WEAR PAD, CYLINDER HEAD SUPPORT REAR	1	
34	SHCS-C500A25AB0	SOCKET HEAD CAP SCREW, 1/2-13 X 1 1/4 LEN, BO	7	
35	1004344	WEAR PAD, CYLINDER HEAD SUPPORT FRONT	1	
36	SHCS-C750A75AB0	SOCKET HEAD CAP SCREW, 3/4-10 X 1 3/4 LEN, BO	6	
37	1004645	PIN, 3 1/2 DIA X 9 1/2 LEN	1	
38	1004394	ASSEMBLY, WIRE ROPE SHEAVE	1	SEE PAGE 236
39	1008530	60150 TELE ROPES	5	
40	1034963	PLATE, RETAINER CLIP	1	
41	SH02-C500A25BB0	SHCS C'SUNK HEAD, 1/2-13 X 1 1/4 LEN, BO	3	
42	C1045968	PLATE, TELE ROPE RETAINER	2	Total 4 in WELDMENT, TIP SECTION
43	1034995	WEAR, TELE ROPES	2	Total 4 in WELDMENT, TIP SECTION
44	SHCS-C500A75AB1	SOCKET HEAD CAP SCREW, 1/2-13 X 1 3/4 LEN, BO, FULL THREAD	4	Total 8 in WELDMENT, TIP SECTION
45	WSH2-XA000008Z0	SAE WASHER, 1, GR8, ZN	5	
46	NUT1-CA000008Z0	HEX NUT, 1-8, GR8, ZN	5	
47	NUT2-CA000008Z0	HEX JAM NUT, 1-8, GR8, ZN	5	

WHEN ORDERING PARTS, SPECIFY MODEL NUMBER, SERIAL NUMBER AND DESCRIPTION OF PARTS REQUIRED

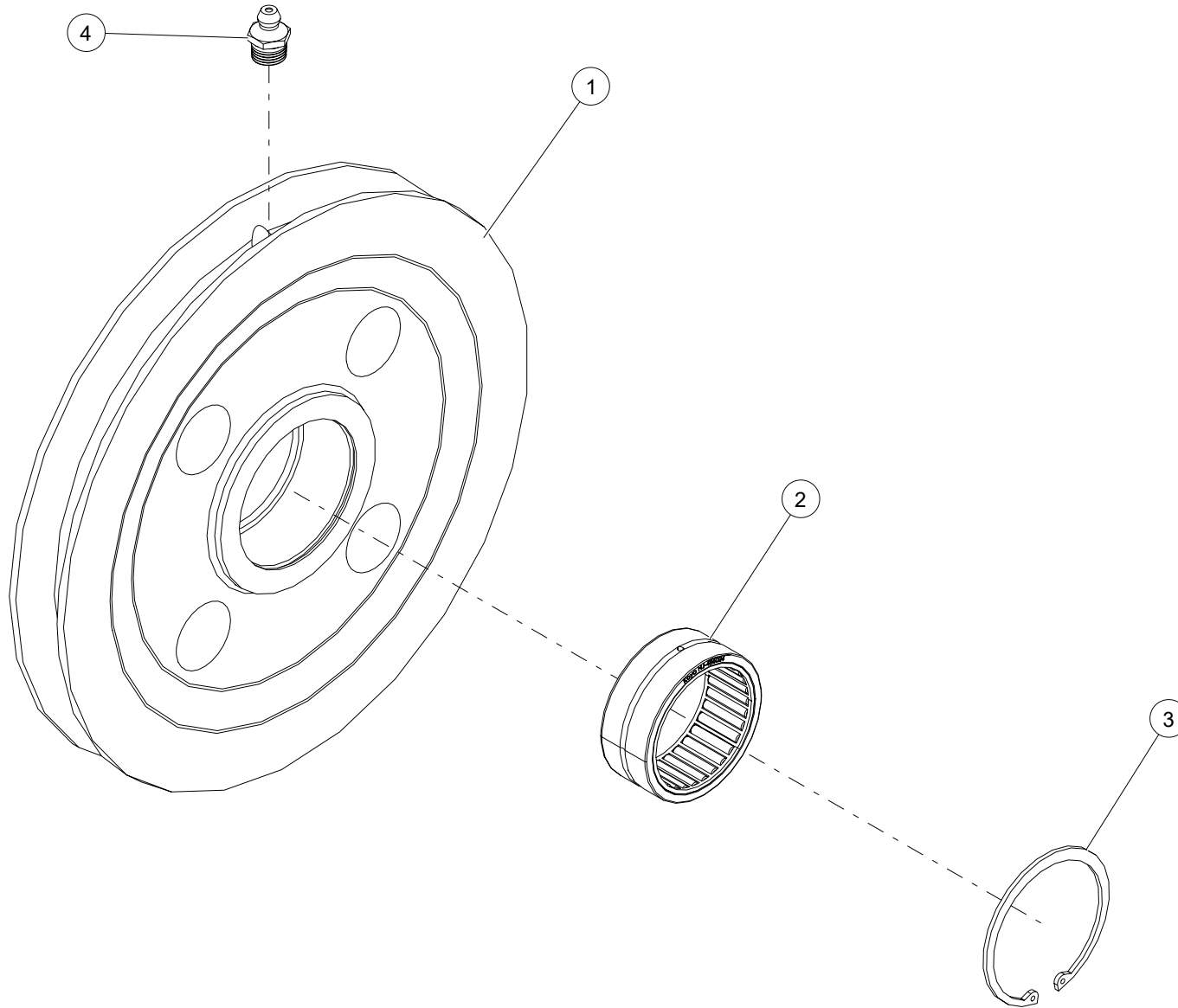


WHEN ORDERING PARTS, SPECIFY MODEL NUMBER, SERIAL NUMBER AND DESCRIPTION OF PARTS REQUIRED

ITEM	PART NUMBER	DESCRIPTION	QUANTITY	NOTES
	1008403	WELDMENT, TIP SECTION		
48	1031163	TORQUE PLATE	1	
49	1004613	PLATE, 4TH SECTION EXTEND ANCHOR CLEVIS	1	
50	PIN3-X250D00XZ0	COTTER PIN, 1/4 DIA X 4 LEN, ZINC	1	
51	1004639	PIN, 2 1/2 DIA X 2 15/16 LEN	1	
52	SHCS-C875C50AB0	SOCKET HEAD CAP SCREW, 7/8-9 X 3 1/2 LEN, BO	5	
53	1004612	PLATE, 4TH SECTION EXTEND ANCHOR CLEVIS	1	
54	WSH2-X2500008Z0	SAE WASHER, 1/4, GR8, ZN	2	
55	1004610	PLATE, 4TH STAGE EXTEND ROPE ANCHOR	1	
56	C1052981	WEAR PAD, CYLINDER HEAD SUPPORT	1	
57	SHCS-C500C00AB0	SOCKET HEAD CAP SCREW, 1/2-13 X 3 LEN, BO	4	
58	1004611	ROUND, THREADED ROD 1 1/2-6 UNC	2	
59	NUT1-CA500008Z0	HEX NUT, 1 1/2-6, GR8, ZN	2	
60	NUT2-CA500008Z0	HEX JAM NUT, 1 1/2-6, GR8, ZN	2	

WHEN ORDERING PARTS, SPECIFY MODEL NUMBER, SERIAL NUMBER AND DESCRIPTION OF PARTS REQUIRED

ASSEMBLY, NYLON BOOM HEAD SHEAVE 5/8



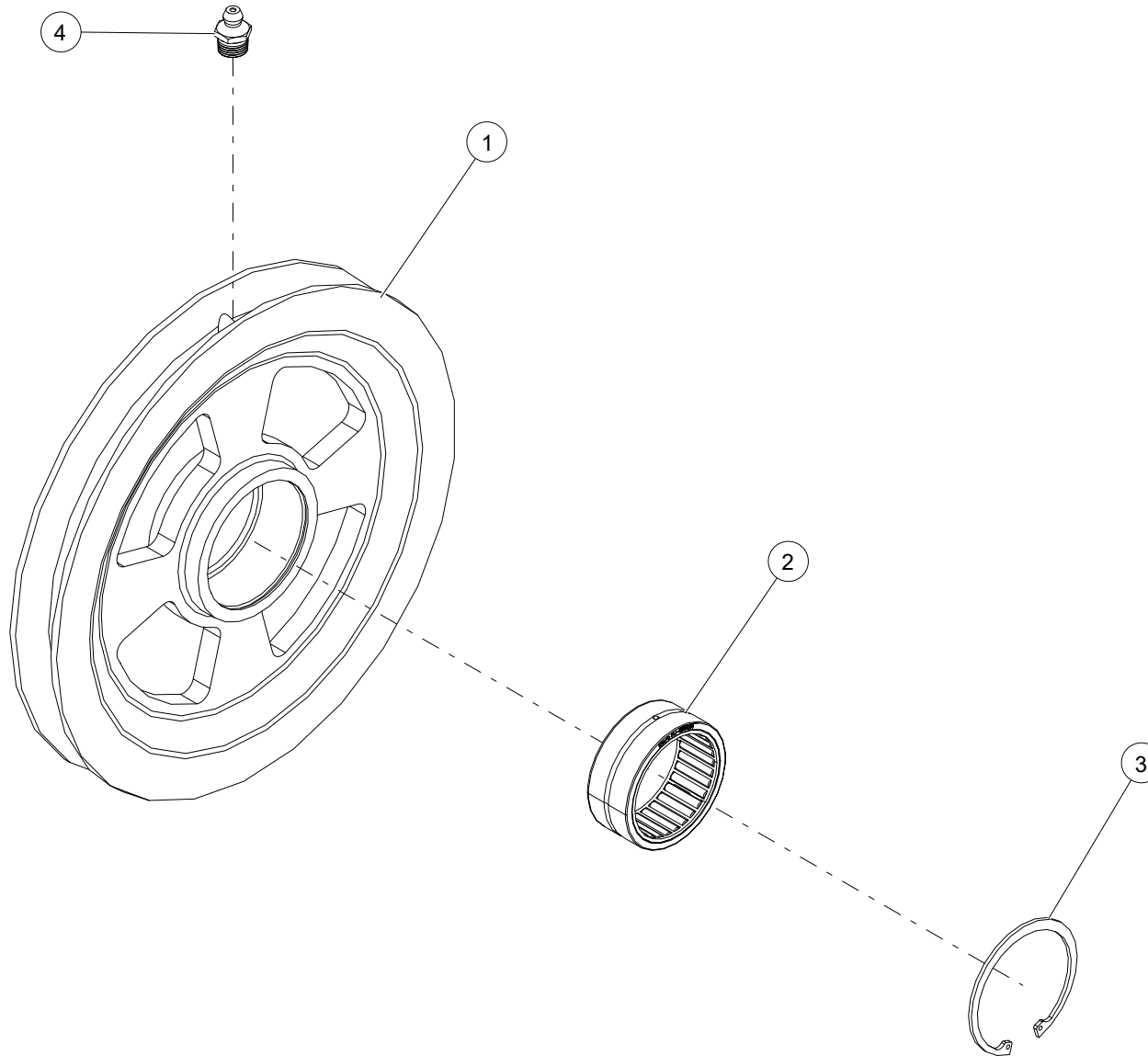
WHEN ORDERING PARTS, SPECIFY MODEL NUMBER, SERIAL NUMBER AND DESCRIPTION OF PARTS REQUIRED

ASSEMBLY, NYLON BOOM HEAD SHEAVE 5/8

ITEM	PART NUMBER	DESCRIPTION	QUANTITY	NOTES
	1035256	ASSEMBLY, NYLON BOOM HEAD SHEAVE 5/8		
1	1035254	SHEAVE, BOOM HEAD NYLON 5/8	1	
2	1005430	ROLLER BEARING	1	
3	RET2-XC75000M24Z0	INTERNAL RETAINING RING	1	
4	1004435	GREASE ZERK, STR 1/8 PTF MALE	1	

WHEN ORDERING PARTS, SPECIFY MODEL NUMBER, SERIAL NUMBER AND DESCRIPTION OF PARTS REQUIRED

ASSEMBLY, BOOM HEAD SHEAVE



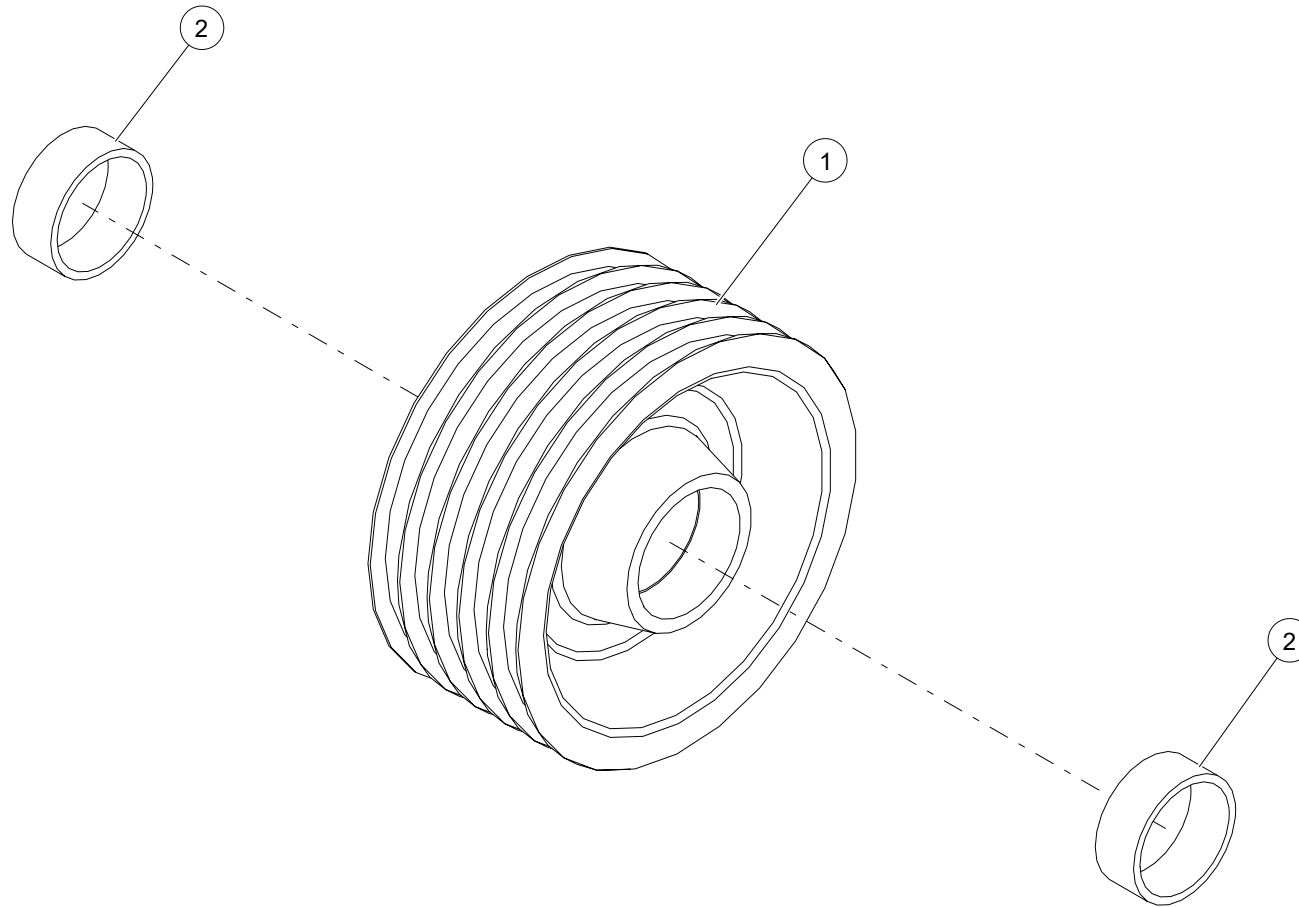
WHEN ORDERING PARTS, SPECIFY MODEL NUMBER, SERIAL NUMBER AND DESCRIPTION OF PARTS REQUIRED

ASSEMBLY, BOOM HEAD SHEAVE

ITEM	PART NUMBER	DESCRIPTION	QUANTITY	NOTES
	1029874	ASSEMBLY, BOOM HEAD SHEAVE		
1	1029873	SHEAVE, BOOM HEAD	1	
2	1005430	ROLLER BEARING	1	
3	RET2-XC75000XZ0	INTERNAL RETAINING RING, 3-3/4 BORE, ZN	1	
4	1004435	GREASE ZERK, STR 1/8 PTF MALE	1	

WHEN ORDERING PARTS, SPECIFY MODEL NUMBER, SERIAL NUMBER AND DESCRIPTION OF PARTS REQUIRED

ASSEMBLY, WIRE ROPE SHEAVE



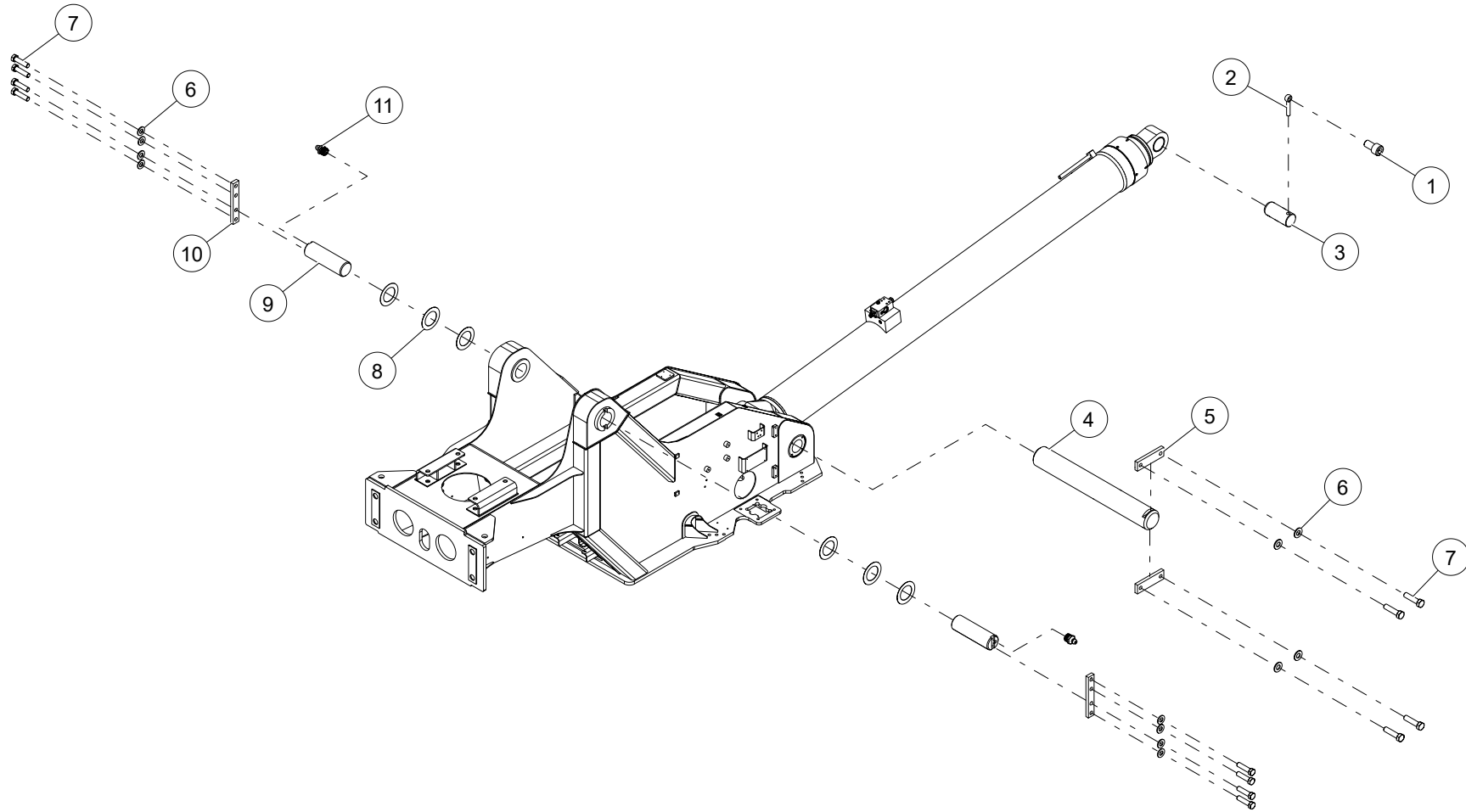
WHEN ORDERING PARTS, SPECIFY MODEL NUMBER, SERIAL NUMBER AND DESCRIPTION OF PARTS REQUIRED

ASSEMBLY, WIRE ROPE SHEAVE

ITEM	PART NUMBER	DESCRIPTION	QUANTITY	NOTES
	1004394	ASSEMBLY, WIRE ROPE SHEAVE		
1	1004395	SHEAVE, 7/8" WIRE ROPE, 5 GANG	1	
2	1004396	BEARING, 3 1/2" SHAFT GREASELESS	2	

WHEN ORDERING PARTS, SPECIFY MODEL NUMBER, SERIAL NUMBER AND DESCRIPTION OF PARTS REQUIRED

INSTALLATION, BOOM PIVOT AND HOIST CYLINDER PIN



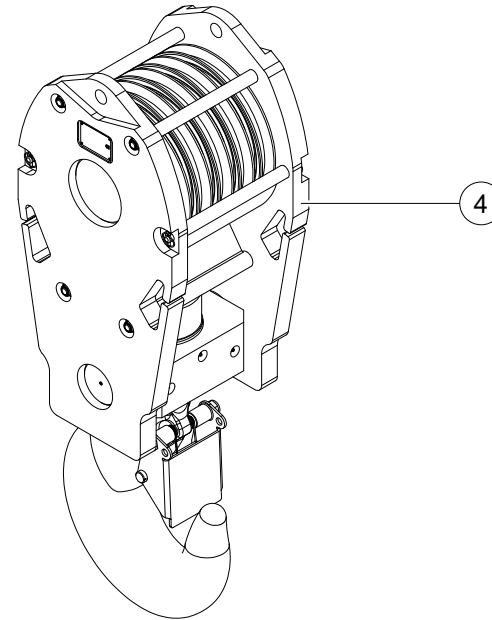
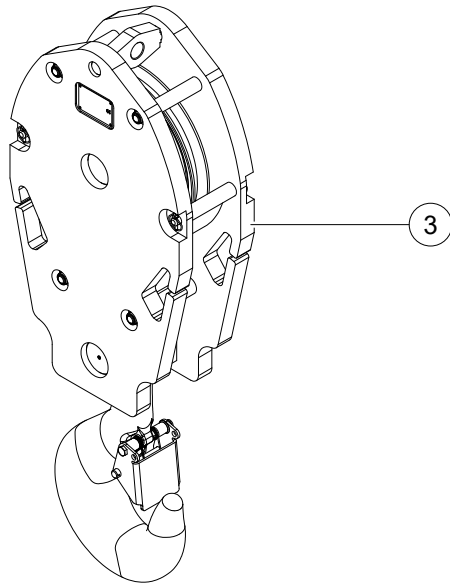
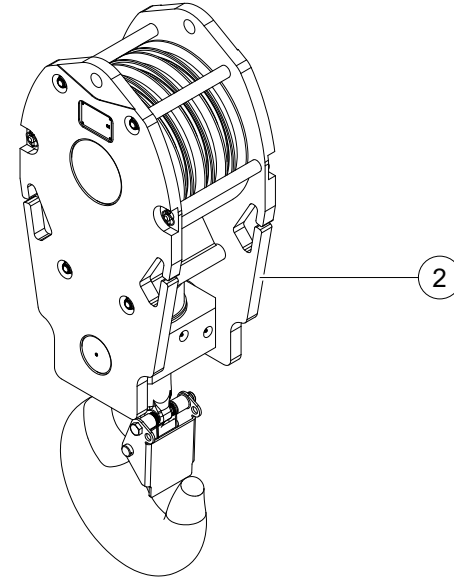
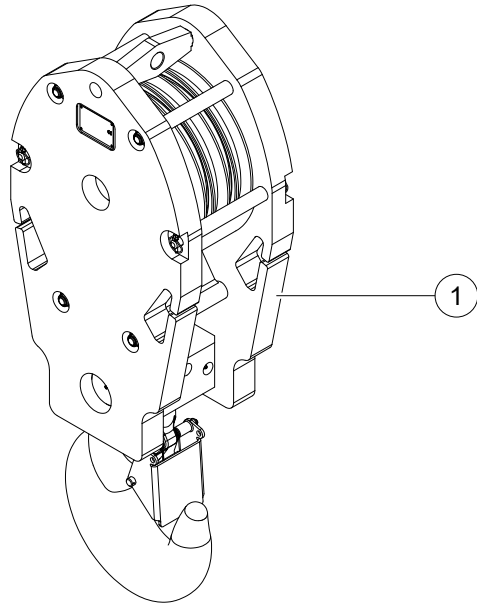
WHEN ORDERING PARTS, SPECIFY MODEL NUMBER, SERIAL NUMBER AND DESCRIPTION OF PARTS REQUIRED

INSTALLATION, BOOM PIVOT AND HOIST CYLINDER PIN

ITEM	PART NUMBER	DESCRIPTION	QUANTITY	NOTES
	1029857	INSTALLATION, BOOM PIVOT AND HOIST CYLINDER PIN		
1	SHCS-CA00A75M16B0	SOCKET HEAD CAP SCREW, 1-8 X 1 3/4 LEN, BLK OXIDE	1	
2	1007159	ROD END, 1/2" DIA X 6" LEN	1	
3	1007160	PIN, UPPER HOIST	1	
4	1029859	PIN, LOWER HOIST	1	
5	1008004	KEEPER, LOWER HOIST PIN	2	
6	WSH2-X500000M07Z0	SAE WASHER, 1/2, ZINC	12	
7	HHCS-C500B00M03Z1	HEX HEAD CAP SCREW, 1/2-13 X 2 LEN, GR8, ZINC	12	
8	718-0576	SHIM	6	
9	1029858	PIN, BOOM PIVOT	2	
10	1004649	PIN RETAINER	2	
11	1004435	GREASE ZERK, STR 1/8 PTF MALE	2	

WHEN ORDERING PARTS, SPECIFY MODEL NUMBER, SERIAL NUMBER AND DESCRIPTION OF PARTS REQUIRED

60-150 HOOK BLOCK OPTIONS



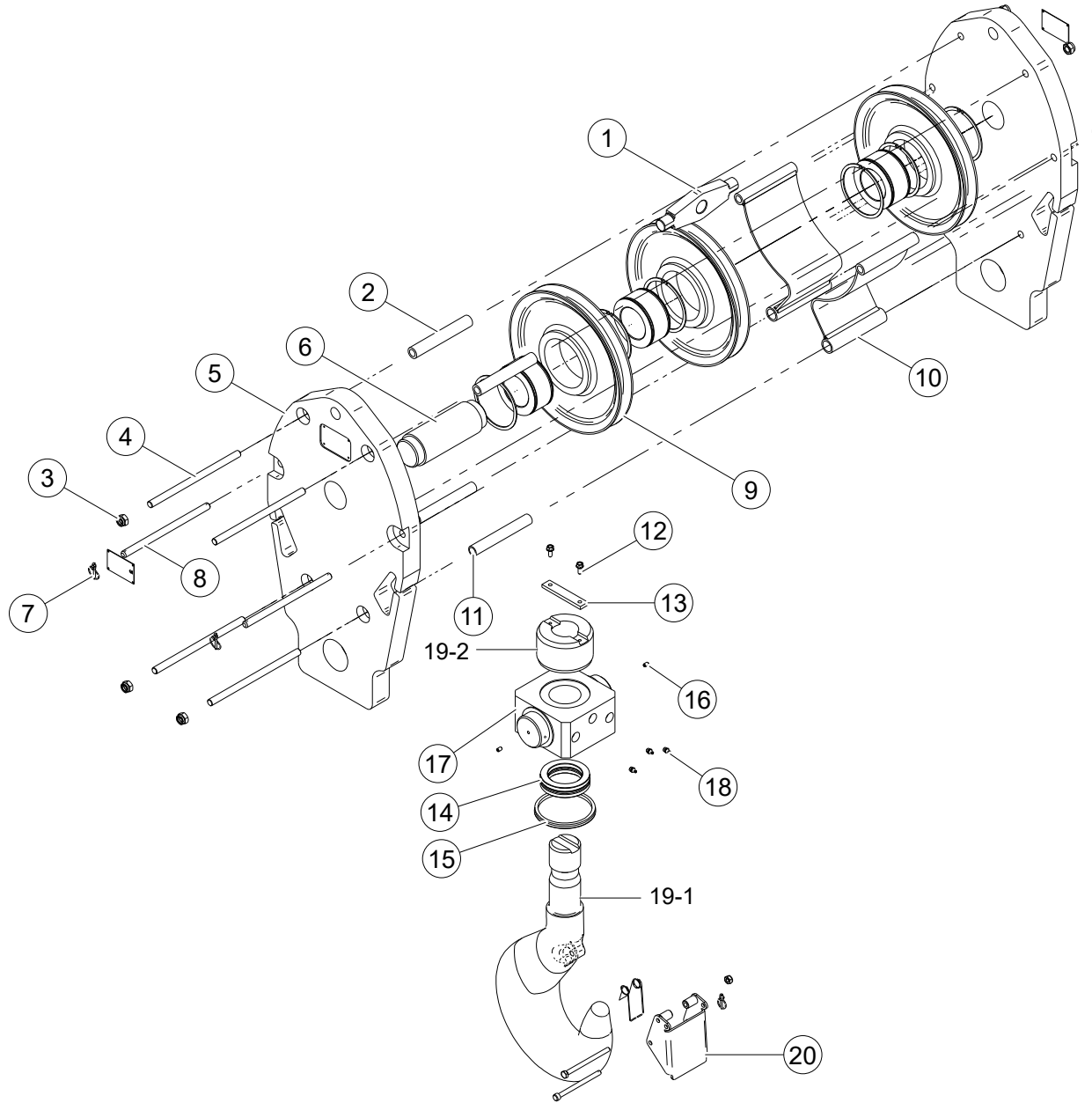
WHEN ORDERING PARTS, SPECIFY MODEL NUMBER, SERIAL NUMBER AND DESCRIPTION OF PARTS REQUIRED

60-150 HOOK BLOCK OPTIONS

ITEM	PART NUMBER	DESCRIPTION	QUANTITY	NOTES
	1032743	60-150 HOOK BLOCK OPTIONS		
1	1034585	HOOK BLOCK, 3 SHEAVE, 40T, 5/8IN, 824LBS	1	SEE PAGE 242
2	1034587	HOOK BLOCK, 1 SHEAVE, 20T, 5/8IN, 500LBS	1	SEE PAGE 244
3	1034588	HOOK BLOCK, 5 SHEAVE, 60T, 5/8IN, 1150LBS	1	SEE PAGE 246
4	1034589	HOOK BLOCK, 4 SHEAVE, 50T, 5/8IN, 825LBS	1	SEE PAGE 248

WHEN ORDERING PARTS, SPECIFY MODEL NUMBER, SERIAL NUMBER AND DESCRIPTION OF PARTS REQUIRED

HOOK BLOCK, 3 SHEAVE, 40T, 5/8IN, 824LBS



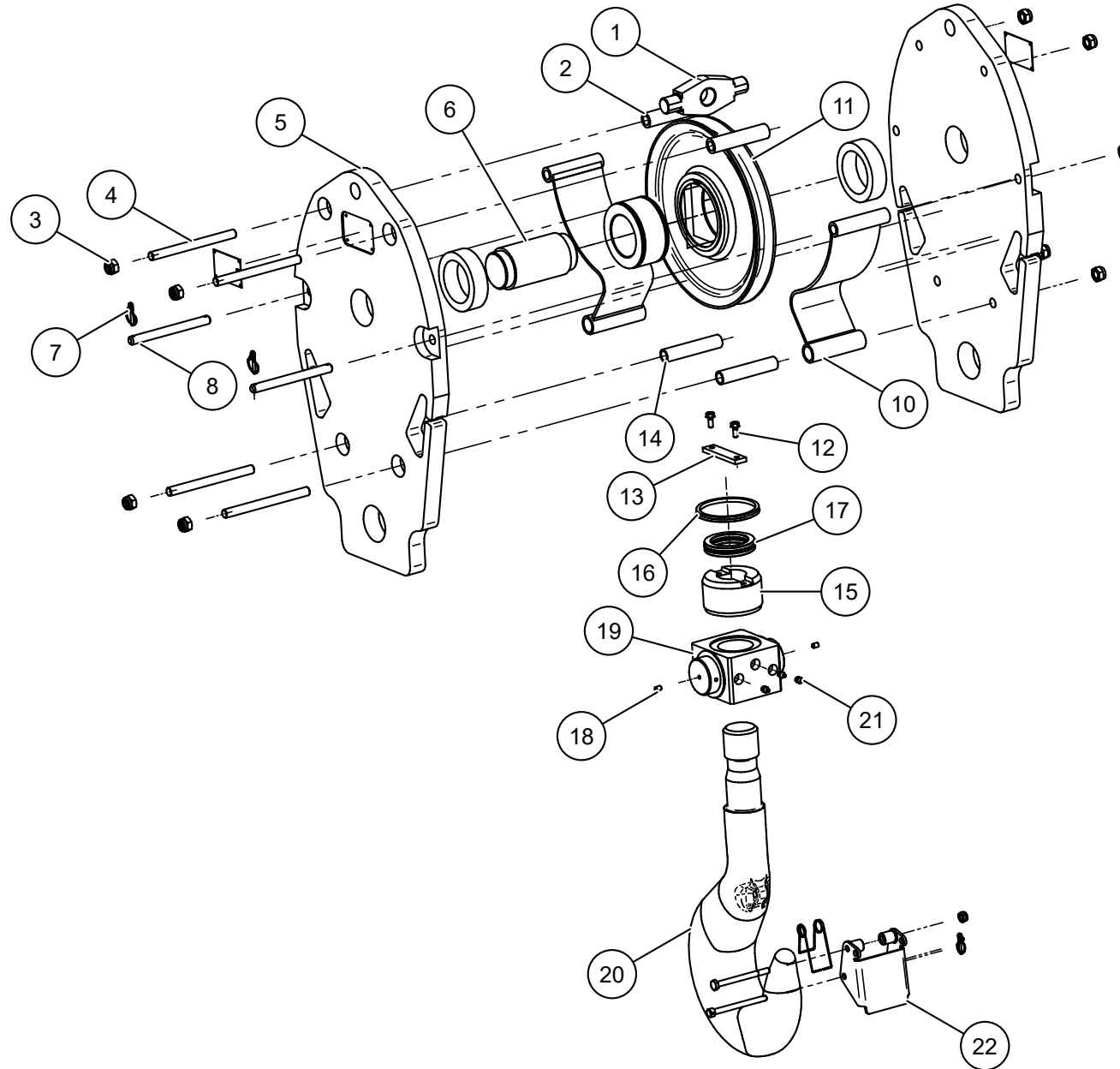
WHEN ORDERING PARTS, SPECIFY MODEL NUMBER, SERIAL NUMBER AND DESCRIPTION OF PARTS REQUIRED

HOOK BLOCK, 3 SHEAVE, 40T, 5/8IN, 824LBS

ITEM	PART NUMBER	DESCRIPTION	QUANTITY	NOTES
	1034585	HOOK BLOCK, 3 SHEAVE, 40T, 5/8IN, 824LBS		
1	C1048239	BECKET	1	
2	C1048177	TUBE 28X5-182 TRV	2	
3	C1048178	NYLOC NUT M16	8	
4	C1048179	THREADED ROD 16N289TR253	4	
5	C1048180	SIDE PLATE 440X815X55	2	
6	C1048181	SHAFT 80X228, 34CRNIMO6	1	
7	C1048182	RUBIG SAFETY LINCH PIN	4	
8	C1048183	PIN 16X279TR253 AISI304	2	
9	C1048184	SHEAVE 360/315, WIRE ROPE 16MM, 5016PP	3	
10	C1048185	ROPEC GUEARD 360B28B35TR182L327	2	
11	C1048186	TUBE 25X3-182 TRV.	2	
12	C1048187	M8X20 TENSILOCK BOLT	2	
13	C1048188	LOCKINGPLATE	1	
14	C1048189	BEARING 81216	1	
15	C1048190	V-RING	1	
16	C1048191	HEX GRUB SCREW M8X12	2	
17	C1048192	TRAVERSE H12 81216 180X238X100TR182 Z30	1	
18	C1048193	GREASE FITTING M10X1 DIN 71421A	3	
19-1	C1048194	SH12V L1=540 OL=182 RD72X8 (HOOK01-048A)	1	
19-2	C1048195	H12 81216 DIA. 130X80 RD72X8 (NUT02-008B)	1	
20	C1048196	SAFETY LATCH (SH12/DH16)	1	

WHEN ORDERING PARTS, SPECIFY MODEL NUMBER, SERIAL NUMBER AND DESCRIPTION OF PARTS REQUIRED

HOOK BLOCK, 1 SHEAVE, 20T, 5/8IN, 500LBS



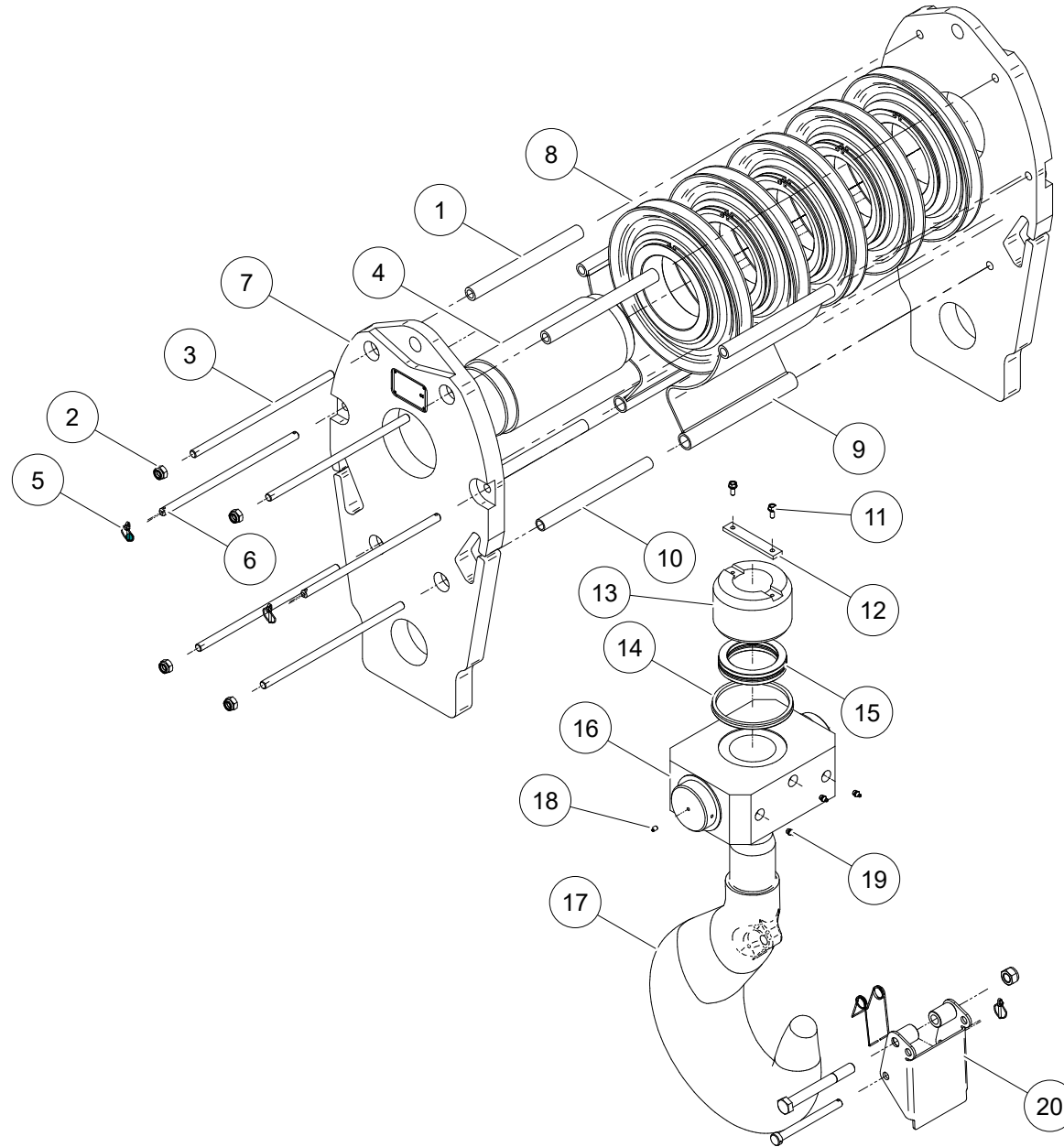
WHEN ORDERING PARTS, SPECIFY MODEL NUMBER, SERIAL NUMBER AND DESCRIPTION OF PARTS REQUIRED

HOOK BLOCK, 1 SHEAVE, 20T, 5/8IN, 500LBS

ITEM	PART NUMBER	DESCRIPTION	QUANTITY	NOTES
	1034587	HOOK BLOCK, 1 SHEAVE, 20T, 5/8IN, 500LBS		
1	C1048197	BECKET	1	
2	C1048198	TUBE 28X5-125	2	
3	C1048178	NYLOC NUT M16	8	
4	C1048199	THREADED ROD 16N191TR155	4	
5	C1048200	SIDEPLATE 440X770X35	2	
6	C1048201	SHAFT 80X163, S355J2G3	1	
7	C1048182	RUBIG SAFETY LINCHPIN	4	
8	C1048202	PIN 16X181TR155 AISI304	2	
9	C1048203	TUBE 114,3X16	2	
10	C1048204	ROPECGUARD 360B28B35TR125L327	2	
11	C1048184	SHEAVE 360/313, WIRE ROPE 16MM,	1	
12	C1048187	TENSIVLOCK BOLT M8X20	2	
13	C1048205	LOCKING PLATE	1	
14	C1048206	TUBE 25X3-125	2	
15	C1048207	NUT H10 81114 DIA. 110X65 RD64X8,	1	
16	C1048208	V-RING	1	
17	C1048209	ROLLER BEARING 81114	1	
18	C1048191	HEX GRUB SCREW M8X12	2	
19	C1048210	TRAVERSE H10 81114 125X171X90TR125	1	
20	C1048211	HOOK SH10P L1=540 OL=157 RD64X8	1	
21	C1048193	GREASE NIPPLE M10X1 DIN 71412A	3	
22	C1048212	OSHA SAFETY LATCH (SH10/DH12)	1	

WHEN ORDERING PARTS, SPECIFY MODEL NUMBER, SERIAL NUMBER AND DESCRIPTION OF PARTS REQUIRED

HOOKBLOCK, 5 SHEAVE, 60T, 5/8IN, 1150LBS



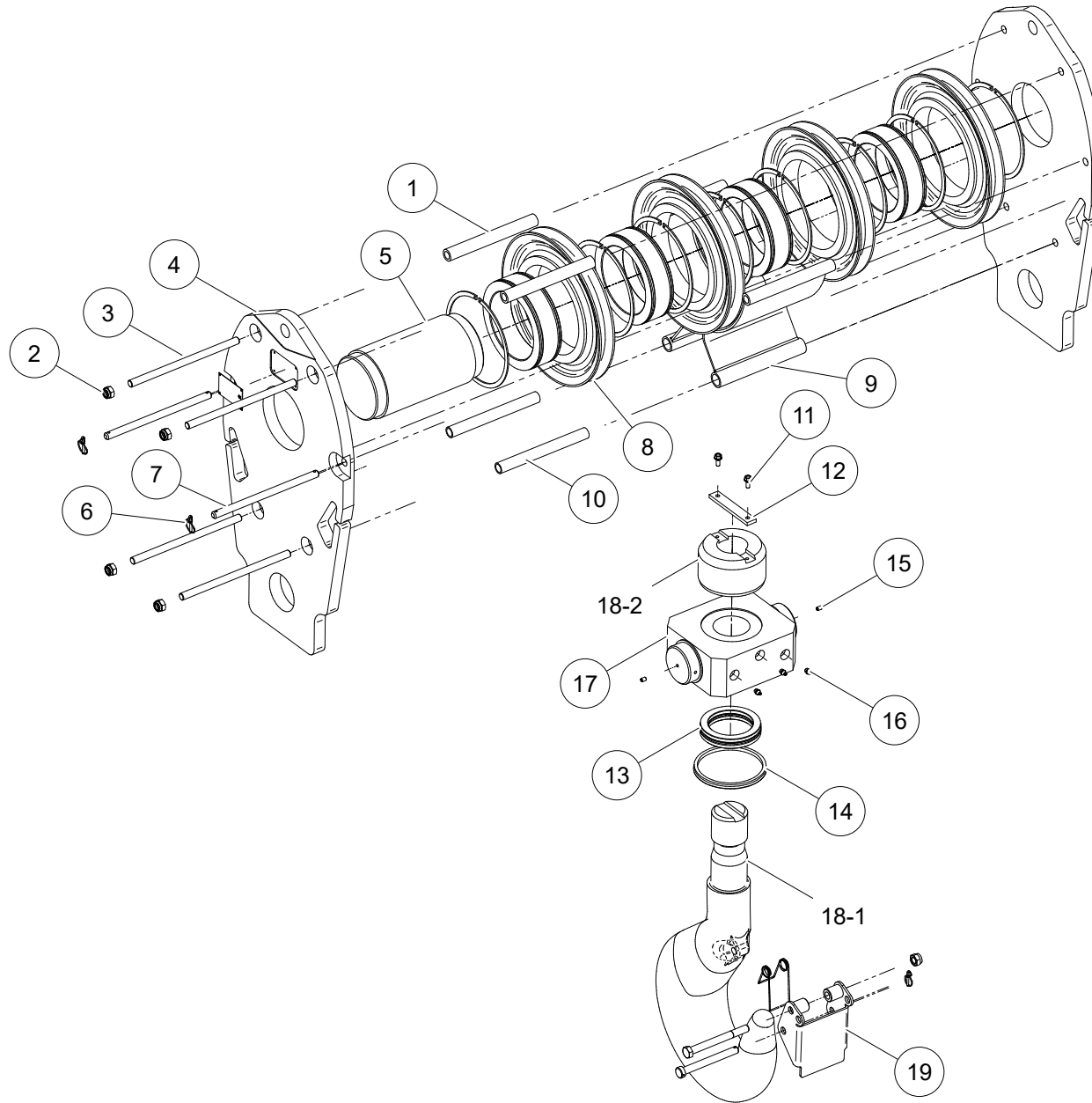
WHEN ORDERING PARTS, SPECIFY MODEL NUMBER, SERIAL NUMBER AND DESCRIPTION OF PARTS REQUIRED

HOOK BLOCK, 5 SHEAVE, 60T, 5/8IN, 1150LBS

ITEM	PART NUMBER	DESCRIPTION	QUANTITY	NOTES
	1034588	HOOK BLOCK, 5 SHEAVE, 60T, 5/8IN, 1150LBS		
1	C1048213	TUBE 28X5-302	2	
2	C1048178	NYLOC NUT M16	8	
3	C1048214	THREADED ROD 16N388TR352	4	
4	C1048215	SHAFT 160X358	1	
5	C1048182	RUBIG SAFETY LINCHPIN	4	
6	C1048216	PIN 16X378 AISI304	2	
7	C1048217	SIDEPLATE 440X870X45	4	
8	C1048218	SHEAVE 360/315 WIRE ROPE 16MM	5	
9	C1048219	ROPE GUARD 360B28B35TR302L327	2	
10	C1048220	TUBE 25X3-302	2	
11	C1048187	TENSI LOCK BOLT M8X20	2	
12	C1048221	LOCKING PLATE	1	
13	C1048222	NUT H20 81120 DIA. 155X100 RD90X10	1	
14	C1048223	V-RING	1	
15	C1048224	BEARING	1	
16	C1048225	TRAVERSE H20 81120 225X358X120TR302 Z30	1	
17	C1048226	HOOK EH20V L1=665 OL=202 RD90X10	1	
18	C1048191	HEX GRUB SCREW M8X12	2	
19	C1048193	GREASE NIPPLE M10X1	3	
20	C1048227	SAFETY LATCH (SH20/DH20)	1	

WHEN ORDERING PARTS, SPECIFY MODEL NUMBER, SERIAL NUMBER AND DESCRIPTION OF PARTS REQUIRED

HOOK BLOCK, 4 SHEAVE, 50T, 5/8IN, 825LB

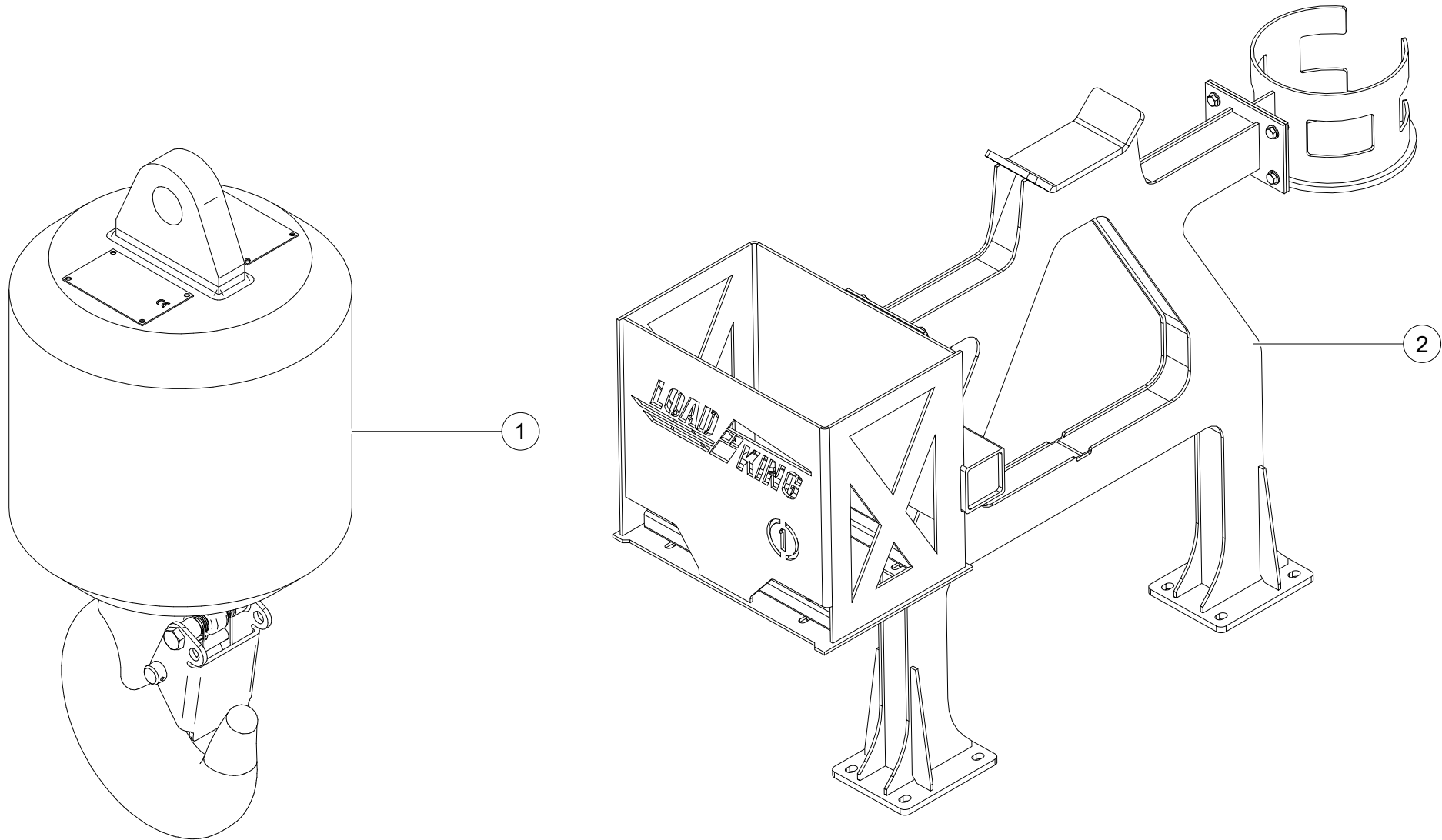


WHEN ORDERING PARTS, SPECIFY MODEL NUMBER, SERIAL NUMBER AND DESCRIPTION OF PARTS REQUIRED

HOOK BLOCK, 4 SHEAVE, 50T, 5/8IN, 825LB

ITEM	PART NUMBER	DESCRIPTION	QUANTITY	NOTES
	1034589	HOOK BLOCK, 4 SHEAVE, 50T, 5/8IN, 825LB		
1	C1048228	TUBE 28X5-242	2	
2	C1048178	NYLOC NUT M16	8	
3	C1048229	THREADED ROD 16N298TR262	4	
4	C1048230	SIDE PLATE 440X835X30	2	
5	C1048231	SHAFT 160X298TR242M S355J2G3	1	
6	C1048182	RUBIG SAFETY LINCHPIN	4	
7	C1048232	PIN 16X290TR262 AISI304	2	
8	C1048218	SHEAVE 360/315, WIRE ROPE 16MM	4	
9	C1048233	ROPEGUARD 360B28B35TR242L328	2	
10	C1048234	TUBE 25X3-242	1	
11	C1048187	TENSILOCK BOLT M8X20	2	
12	C1048221	LOCKING PLATE	1	
13	C1048224	BEARING 81120	1	
14	C1048223	V-RING	1	
15	C1048191	HEX GRUB SCREW M8X12	2	
16	C1048193	GREASE FITTING M10X1 DIN 71421A	1	
17	C1048235	TRAVERSE H8 81112 150X189X80TR153 Z20	1	
18-1	C1048236	SH16V L1=625 OL=192 RD80X10 (HOOK 01-472)	1	
18-2	C1048237	H16 81120 DIA. 150X90 RD80X10 (NUT 02-062A)	1	
19	C1048238	SAFETY LATCH SH16/DH20	1	

WHEN ORDERING PARTS, SPECIFY MODEL NUMBER, SERIAL NUMBER AND DESCRIPTION OF PARTS REQUIRED

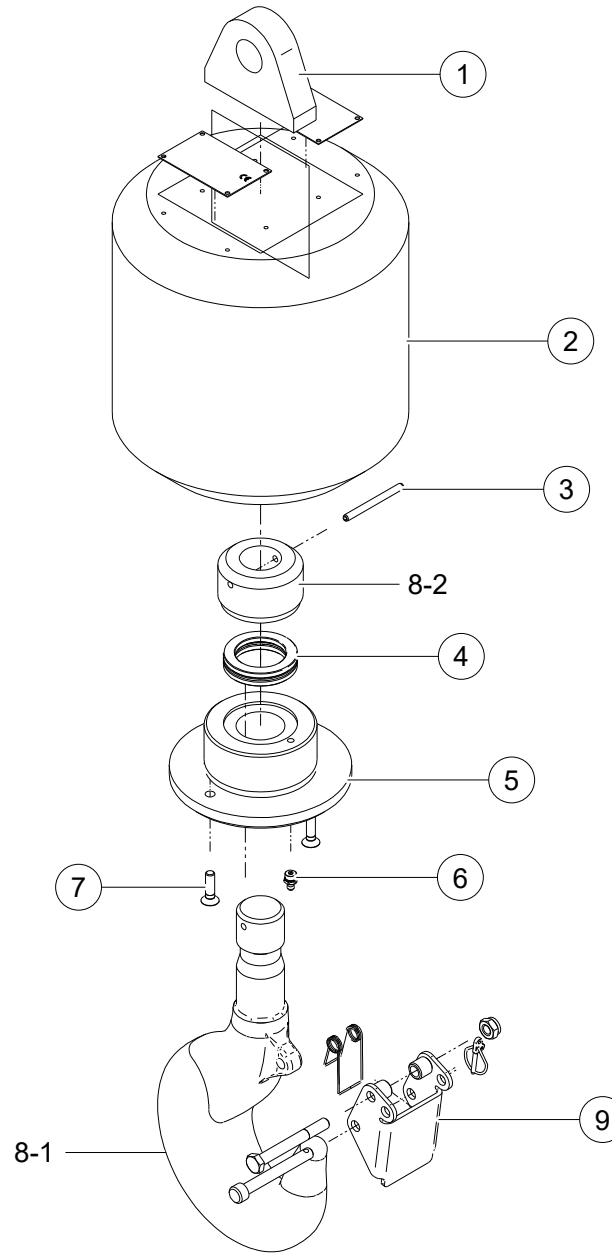


WHEN ORDERING PARTS, SPECIFY MODEL NUMBER, SERIAL NUMBER AND DESCRIPTION OF PARTS REQUIRED

60-150 OVERHAUL BALL OPTION

ITEM	PART NUMBER	DESCRIPTION	QUANTITY	NOTES
	1032742	60-150 OVERHAUL BALL OPTION		
1	1034583	BALL, OHAUL, 8T, 250LBS, 5/8IN	1	SEE PAGE 252
2	C1046009	LOAD BLOCK & OHAUL BALL ASSEMBLY	1	SEE PAGE 254

WHEN ORDERING PARTS, SPECIFY MODEL NUMBER, SERIAL NUMBER AND DESCRIPTION OF PARTS REQUIRED



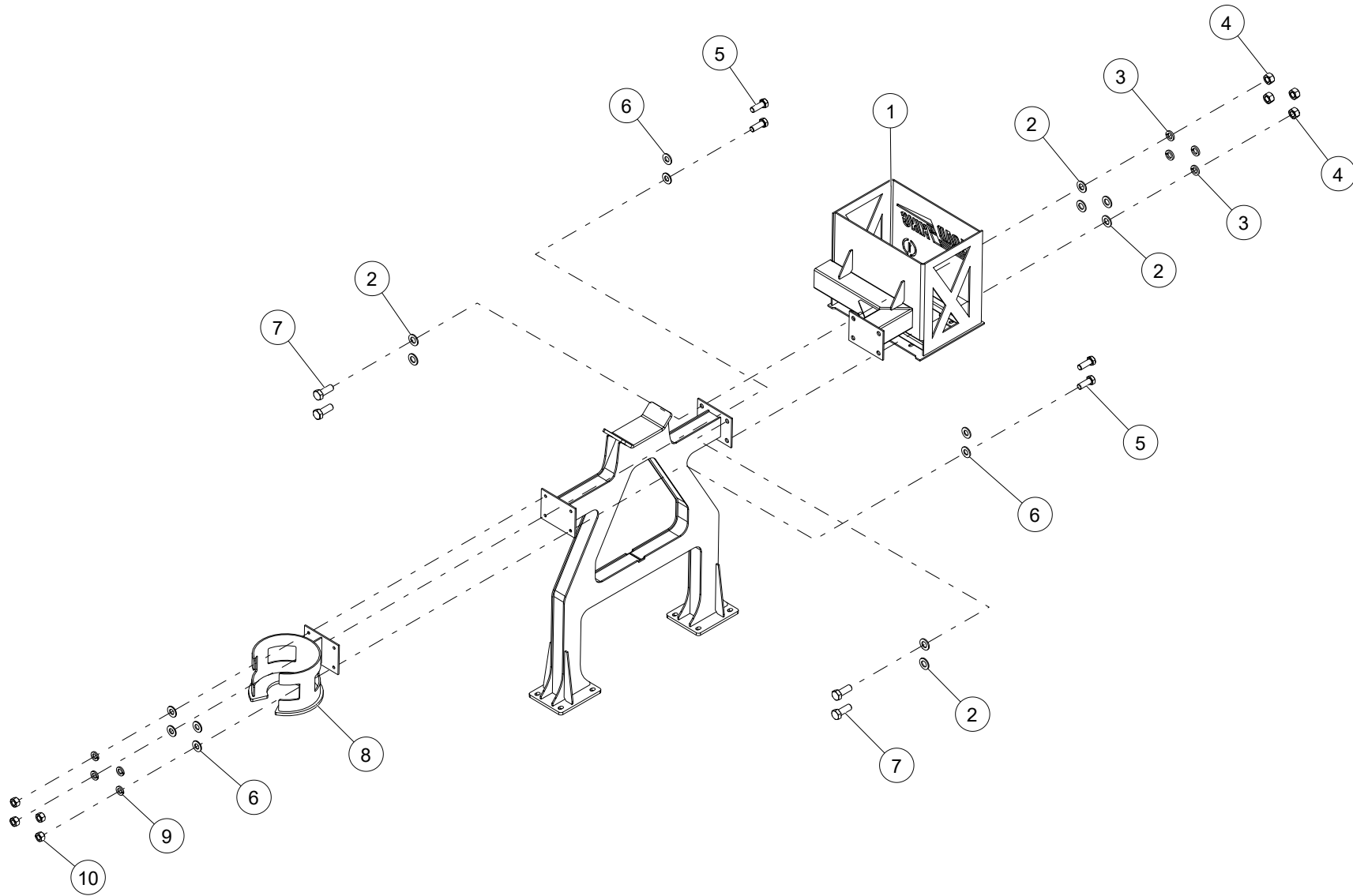
WHEN ORDERING PARTS, SPECIFY MODEL NUMBER, SERIAL NUMBER AND DESCRIPTION OF PARTS REQUIRED

BALL, OHAUL, 8T, 250LBS, 5/8IN

ITEM	PART NUMBER	DESCRIPTION	QUANTITY	NOTES
	1034583	BALL, OHAUL, 8T, 250LBS, 5/8IN		
1	C1048240	EYE 90X110X28G32	1	
2	C1048241	BODY 260X262,5 M99X3X60	1	
3	C1048242	CLAMPING BUS 6X70 DIN 1481	1	
4	C1048243	BEARING 81109	1	
5	C1048244	TRAVERSE H4 81109 DIA. 160X60 M99X3	1	
6	C1048193	GREASE NIPPLE M10X1 DIN 71412A	1	
7	C1048245	COUNTERSUNK BOLT M8X30 DIN 7991	2	
8-1	C1048246	SH4P L1=295 OL=107 M42 (HOOK 01-349)	1	
8-2	C1048247	H4 81109 DIA. 75X45 M42 (NUT 02-035)	1	
9	C1048248	SAFETY LATCH (SH5/DH6)	1	

WHEN ORDERING PARTS, SPECIFY MODEL NUMBER, SERIAL NUMBER AND DESCRIPTION OF PARTS REQUIRED

LOAD BLOCK & OHAUL BALL ASSEMBLY



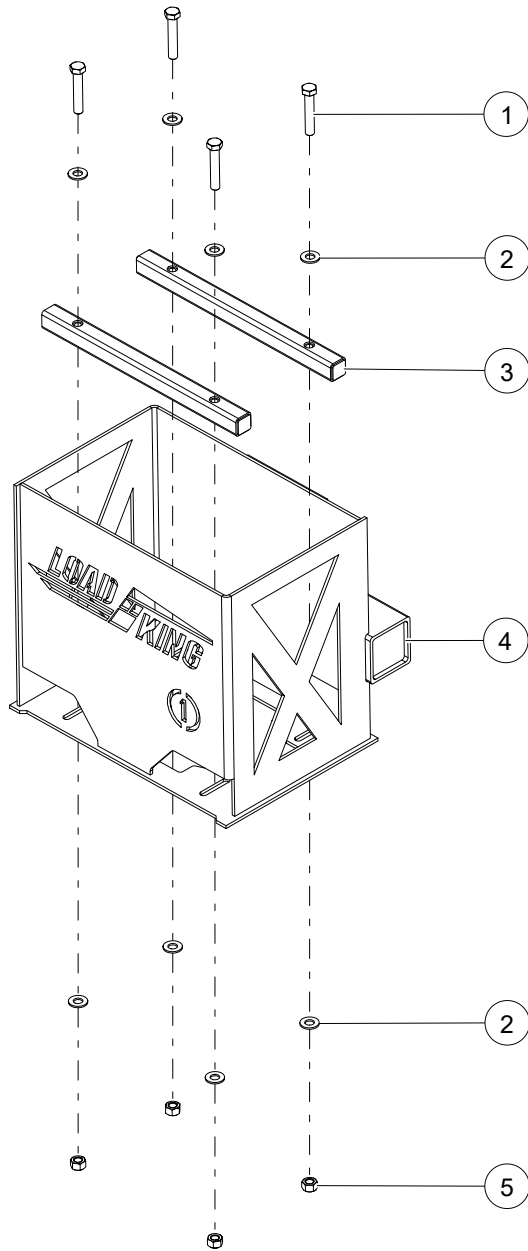
WHEN ORDERING PARTS, SPECIFY MODEL NUMBER, SERIAL NUMBER AND DESCRIPTION OF PARTS REQUIRED

LOAD BLOCK & OHAUL BALL ASSEMBLY

ITEM	PART NUMBER	DESCRIPTION	QUANTITY	NOTES
	C1046009	LOAD BLOCK & OHAUL BALL ASSEMBLY		
1	C1045844	ASSEMBLY, HOOK BLOCK HOUSING	1	SEE PAGE 256
2	HHCS-C500A378Z0	SAE WASHER, 3/4, GR8, ZN	8	
3	WSH2-X5000008Z0	SPIRAL LOCK WASHER, 3/4, GR8, ZN	4	
4	C1045843	HEX NUT, 3/4-10, GR8, ZN	4	
5	WSH4-X5000008Z0	HEX HEAD CAP SCREW, 1/2-13 X 1 3/8 LEN, GR8, ZN	4	
6	NUT1-C5000008Z0	SAE WASHER, 1/2, GR8, ZN	8	
7	HHCS-C750B008Z0	HEX HEAD CAP SCREW, 3/4-10 X 2 LEN, GR8, ZN	4	
8	WSH2-X7500008Z0	HOUSING, OHAUL BALL	1	
9	WSH4-X7500008Z0	SPIRAL LOCK WASHER, 1/2, GR8, ZN	4	
10	NUT1-C7500008Z0	HEX NUT, 1/2-13, GR8, ZN	4	

WHEN ORDERING PARTS, SPECIFY MODEL NUMBER, SERIAL NUMBER AND DESCRIPTION OF PARTS REQUIRED

ASSEMBLY, HOOK BLOCK HOUSING

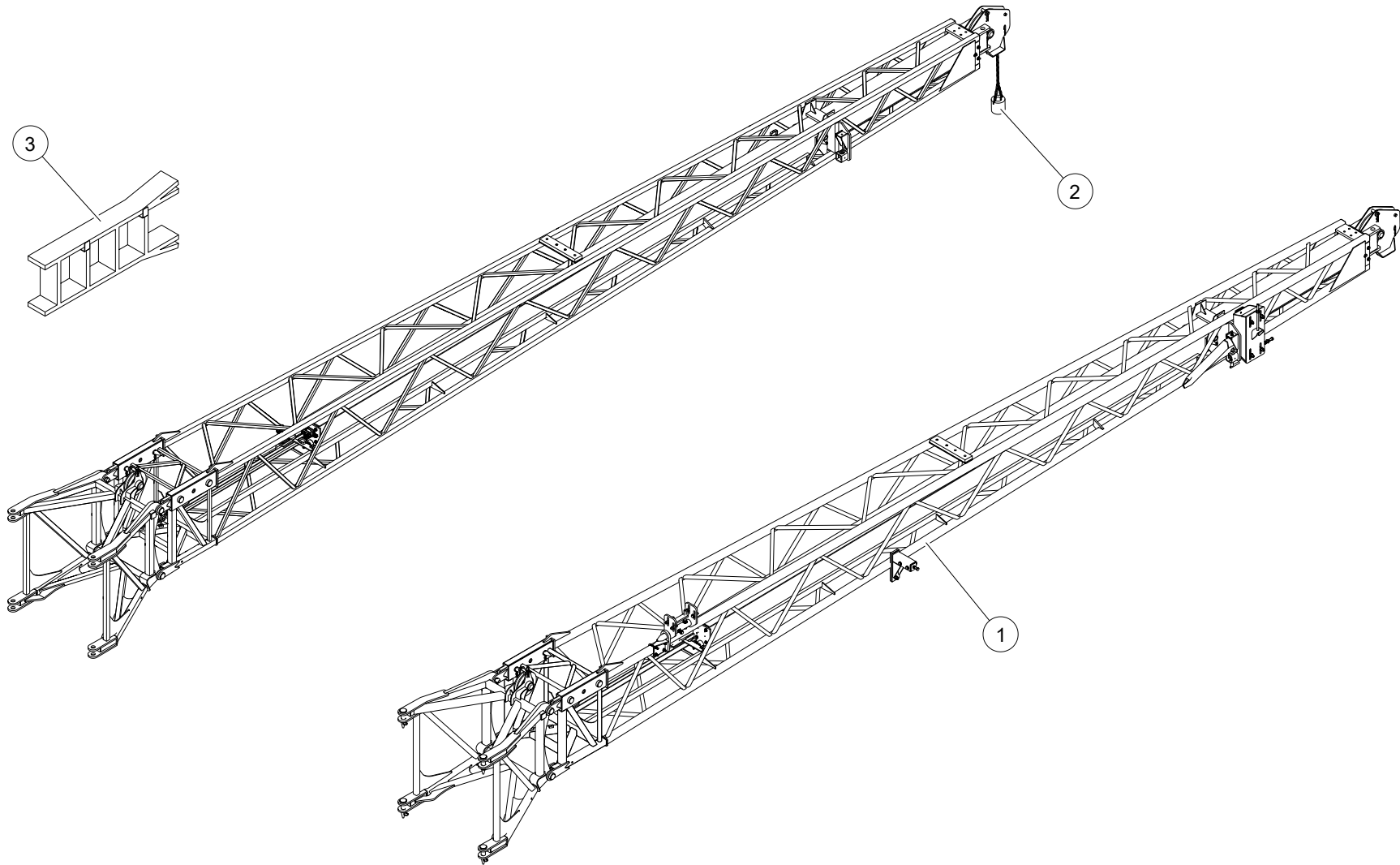


WHEN ORDERING PARTS, SPECIFY MODEL NUMBER, SERIAL NUMBER AND DESCRIPTION OF PARTS REQUIRED

ASSEMBLY, HOOK BLOCK HOUSING

ITEM	PART NUMBER	DESCRIPTION	QUANTITY	NOTES
	C1045844	ASSEMBLY, HOOK BLOCK HOUSING		
1	HHCS-C500B758Z0	HEX HEAD CAP SCREW, 1/2-13 X 2 3/4 LEN, GR8, ZN	4	
2	WSH2-X5000008Z0	SAE WASHER, 1/2, GR8, ZN	8	
3	C1046308	BLOCK CATCH WELDMENT	2	
4	C1046309	WELDMENT, HOOK BLOCK HOUSING	1	
5	NUT1-C5000008Z0	HEX NUT, 1/2-13, GR8, ZN	4	

WHEN ORDERING PARTS, SPECIFY MODEL NUMBER, SERIAL NUMBER AND DESCRIPTION OF PARTS REQUIRED

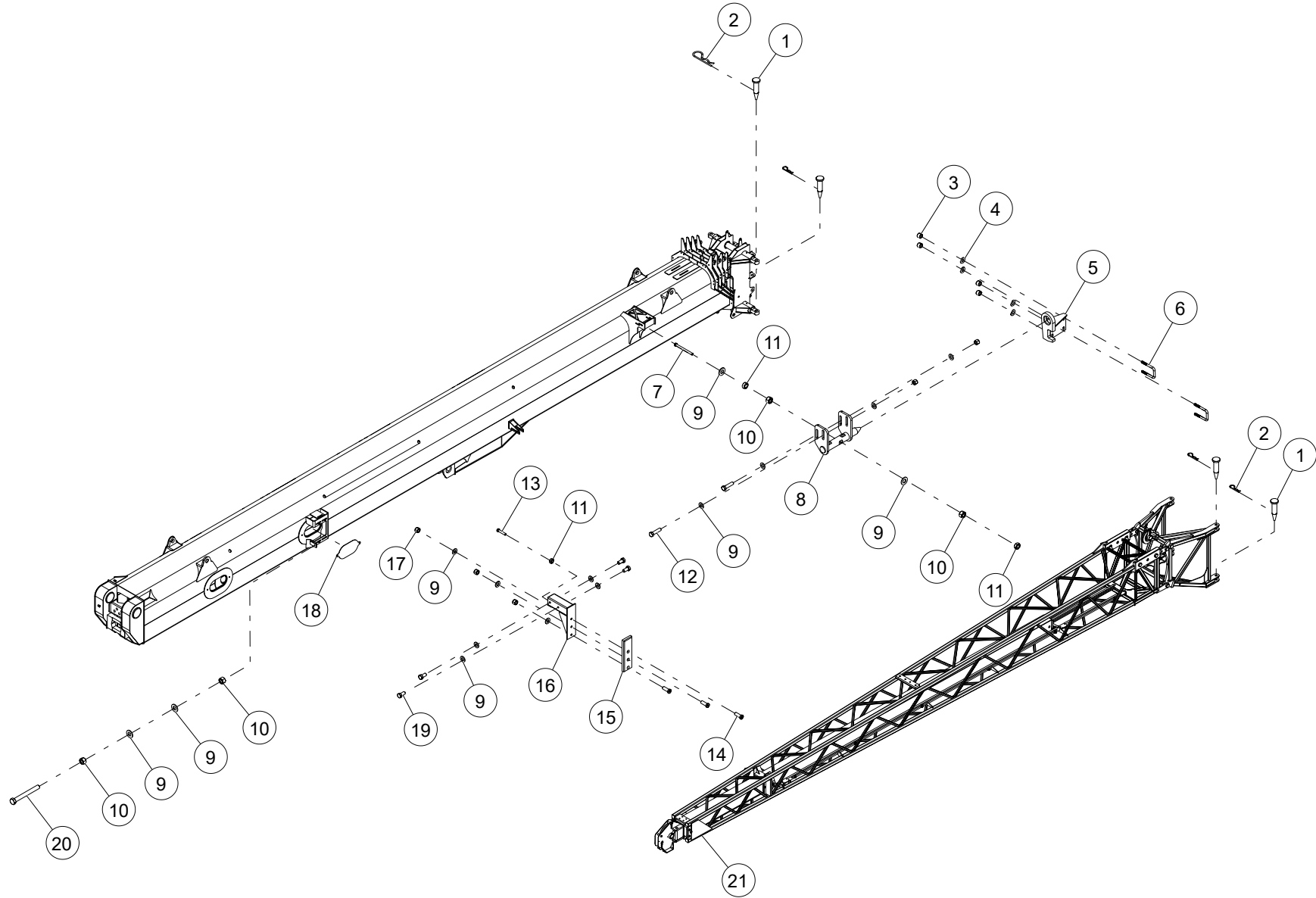


WHEN ORDERING PARTS, SPECIFY MODEL NUMBER, SERIAL NUMBER AND DESCRIPTION OF PARTS REQUIRED

60-150 JIB OPTIONS

ITEM	PART NUMBER	DESCRIPTION	QUANTITY	NOTES
	1032738	60-150 JIB OPTIONS		
1	1039207	JIB STOWAGE	1	SEE PAGE 260
2	C1045356	60-150 JIB LMI INSTALLATION	1	SEE PAGE 268
3	1036901	LADDER INSTALLATION ASSEMBLY	1	SEE PAGE 270

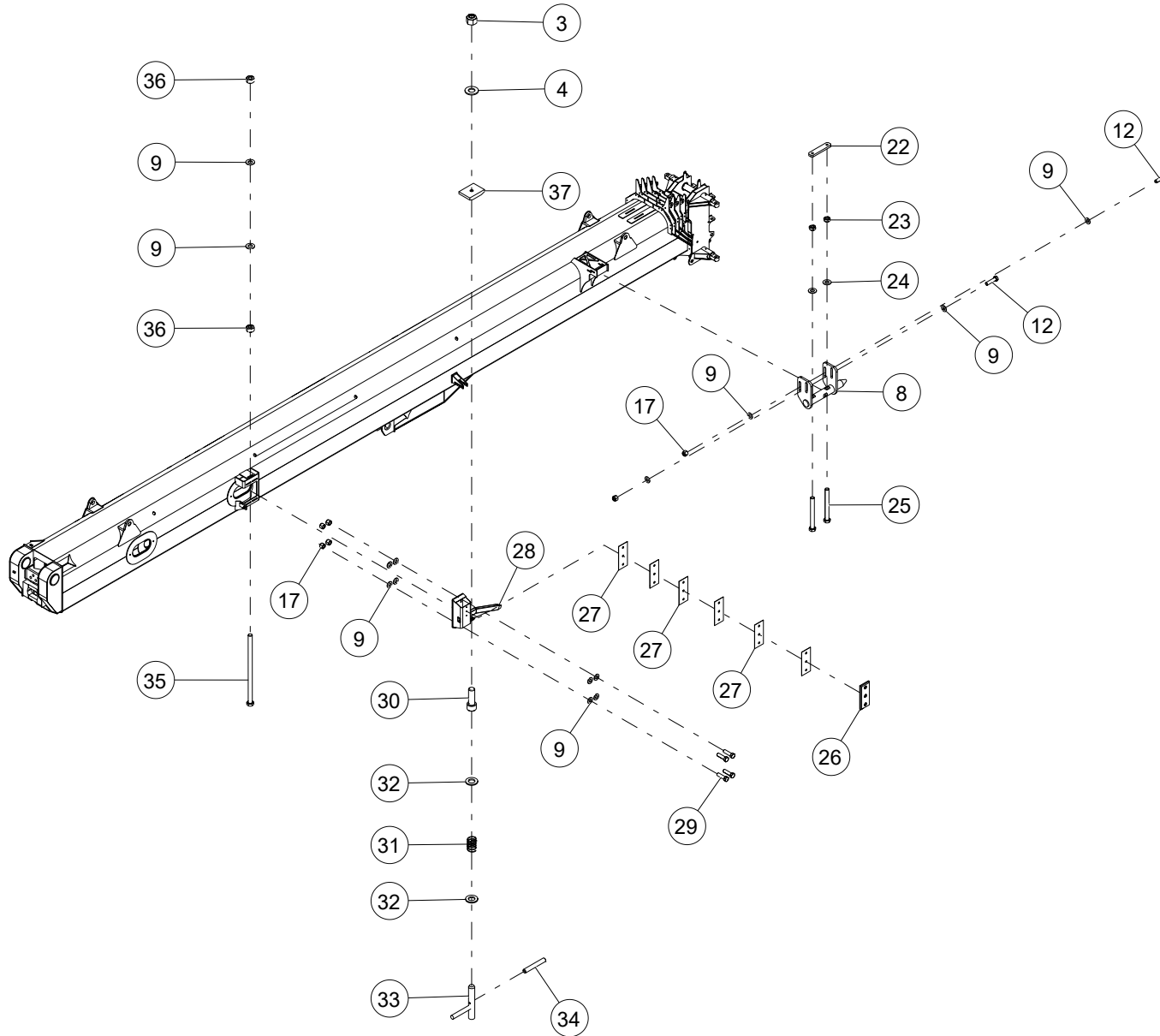
WHEN ORDERING PARTS, SPECIFY MODEL NUMBER, SERIAL NUMBER AND DESCRIPTION OF PARTS REQUIRED



WHEN ORDERING PARTS, SPECIFY MODEL NUMBER, SERIAL NUMBER AND DESCRIPTION OF PARTS REQUIRED

ITEM	PART NUMBER	DESCRIPTION	QUANTITY	NOTES
	1039207	JIB STOWAGE		
1	1036680	ROUND, JIB PIN	4	
2	PIN2-X172C75YZ0	HAIRPIN, 11/64 DIA X 3 3/4 LEN, ZINC	4	
3	NUT3-C3750008Z0	NYLON LOCK NUT, 3/8-16, GR8, ZN	4	Total 5 in JIB STOWAGE
4	WSH2-X3750008Z0	SAE WASHER, 3/8, GR8, ZN	4	Total 5 in JIB STOWAGE
5	1036230	WELDMENT, FRONT PIN BRACKET	1	
6	708-2742	ROD, U BOLT	2	
7	HHCS-C500F008Z1	HEX HEAD CAP SCREW, 1/2-13 X 6 LEN, GR8, ZN, FULL THREAD	1	
8	1036227	WELDMENT, PIN	1	
9	WSH2-X5000008Z0	SAE WASHER, 1/2, GR8, ZN	15	Total 29 in JIB STOWAGE
10	NUT1-C5000008Z0	HEX NUT, 1/2-13, GR8, ZN	4	
11	NUT2-C5000008Z0	HEX JAM NUT, 1/2-13, GR8, ZN	3	
12	HHCS-C500B008Z0	HEX HEAD CAP SCREW, 1/2-13 X 2 LEN, GR8, ZN	2	Total 4 in JIB STOWAGE
13	HHCS-C500B508Z1	HEX HEAD CAP SCREW, 1/2-13 X 2 1/2 LEN, GR8, ZN, FULL THREAD	1	
14	SH01-C500A37AB0	SHCS LOW HEAD, 1/2-13 X 1 3/8 LEN, BO	3	
15	1036226	WEAR, ANTI ROTATION	1	
16	1036239	WELDMENT, ANTI ROTATION	1	
17	NUT3-C5000008Z0	NYLON LOCK NUT, 1/2-13, GR8, ZN	3	Total 11 in JIB STOWAGE
18	1004751	PLATE, ACCESS HOLE COVER	1	
19	HHCS-C500A008Z0	HEX HEAD CAP SCREW, 1/2-13 X 1 LEN, GR8, ZN	4	
20	HHCS-C500D508Z1	HEX HEAD CAP SCREW, 1/2-13 X 4 1/2 LEN, GR8, ZN, FULL THREAD	1	
21	1039206	JIB ASSEMBLY, 32'-49'	1	SEE PAGE 264

WHEN ORDERING PARTS, SPECIFY MODEL NUMBER, SERIAL NUMBER AND DESCRIPTION OF PARTS REQUIRED

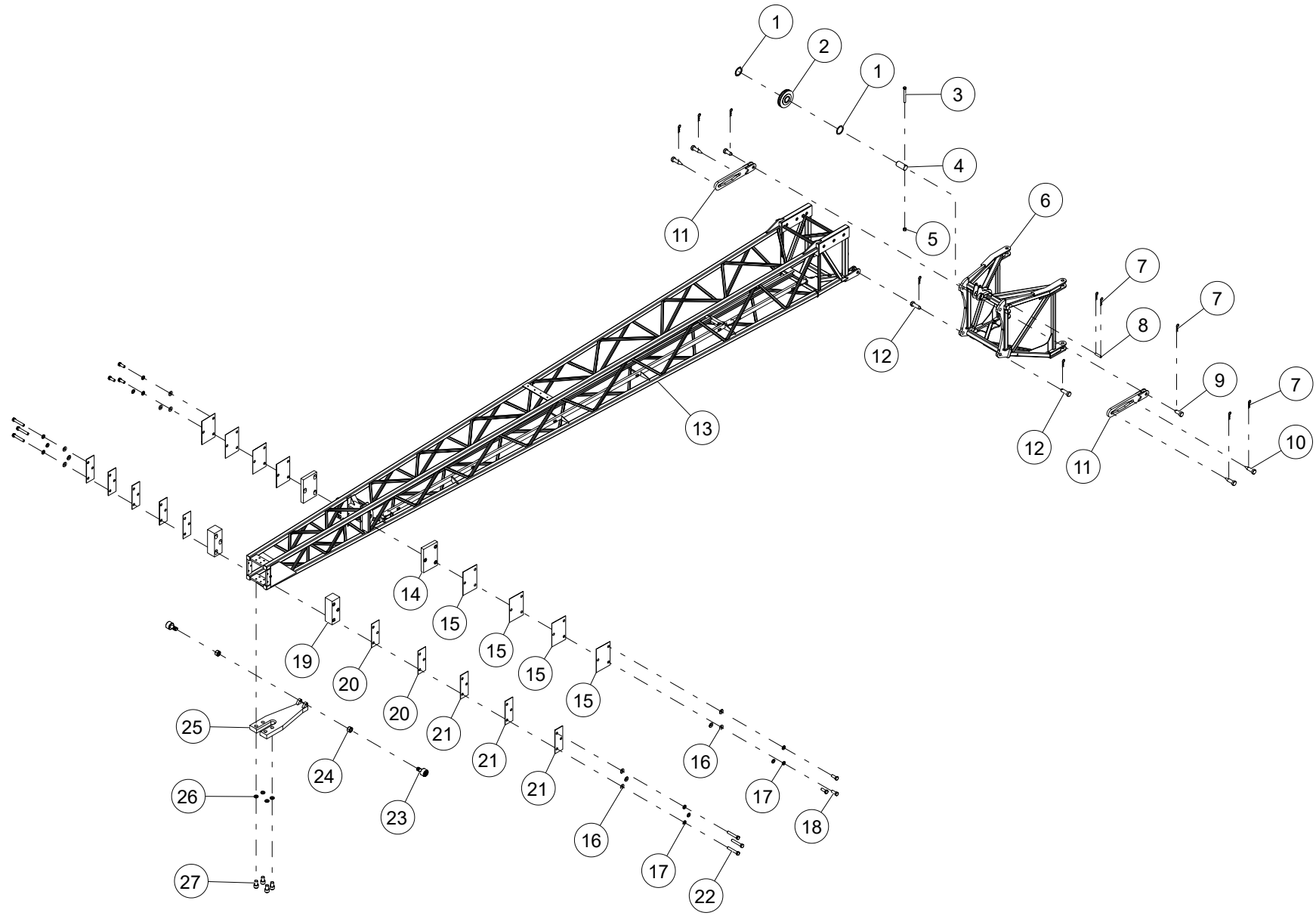


WHEN ORDERING PARTS, SPECIFY MODEL NUMBER, SERIAL NUMBER AND DESCRIPTION OF PARTS REQUIRED

ITEM	PART NUMBER	DESCRIPTION	QUANTITY	NOTES
	1039207	JIB STOWAGE		
22	709-7342	PLATE, BAR	1	
23	NUT2-C6250008Z0	HEX JAM NUT, 5/8-11, GR8, ZN	2	
24	WSH2-X6250008Z0	SAE WASHER, 5/8, GR8, ZN	2	
25	HHCS-C625F008Z1	HEX HEAD CAP SCREW, 5/8-11 X 6 LEN, GR8, ZN, FULL THREAD	2	
26	709-1564	PAD	1	
27	709-7386	PLATE	6	
28	C1053045	WELDMENT, JIB STOWAGE BRACKET	1	
29	HHCS-C500A758Z0	HEX HEAD CAP SCREW, 1/2-13 X 1 3/4 LEN, GR8, ZN	4	
30	SHCS-C375A12AB0	SOCKET HEAD CAP SCREW, 3/8-16 X 1 1/8 LEN, BO	1	
31	371-0101	SPRING COMPRESSION	1	
32	WSH2-X7500008Z0	SAE WASHER, 3/4, GR8, ZN	2	
33	712F0215	WELDMENT, HANDLE	1	
34	1227-258	PIN, ROLL 1/4 X 1 3/4	1	
35	HHCS-C500K008Z1	HEX HEAD CAP SCREW, 1/2-13 X 10 LEN, GR8, ZN, FULL THREAD	1	
36	NUT5-C5000008Z0	HEAVY HEX NUT, 1/2-13, GR8, ZN	2	
37	709-7384	WEAR PAD	1	
38*	C1050153	TAG LINE	1	

* ITEM NOT SHOWN IN THE ILLUSTRATION

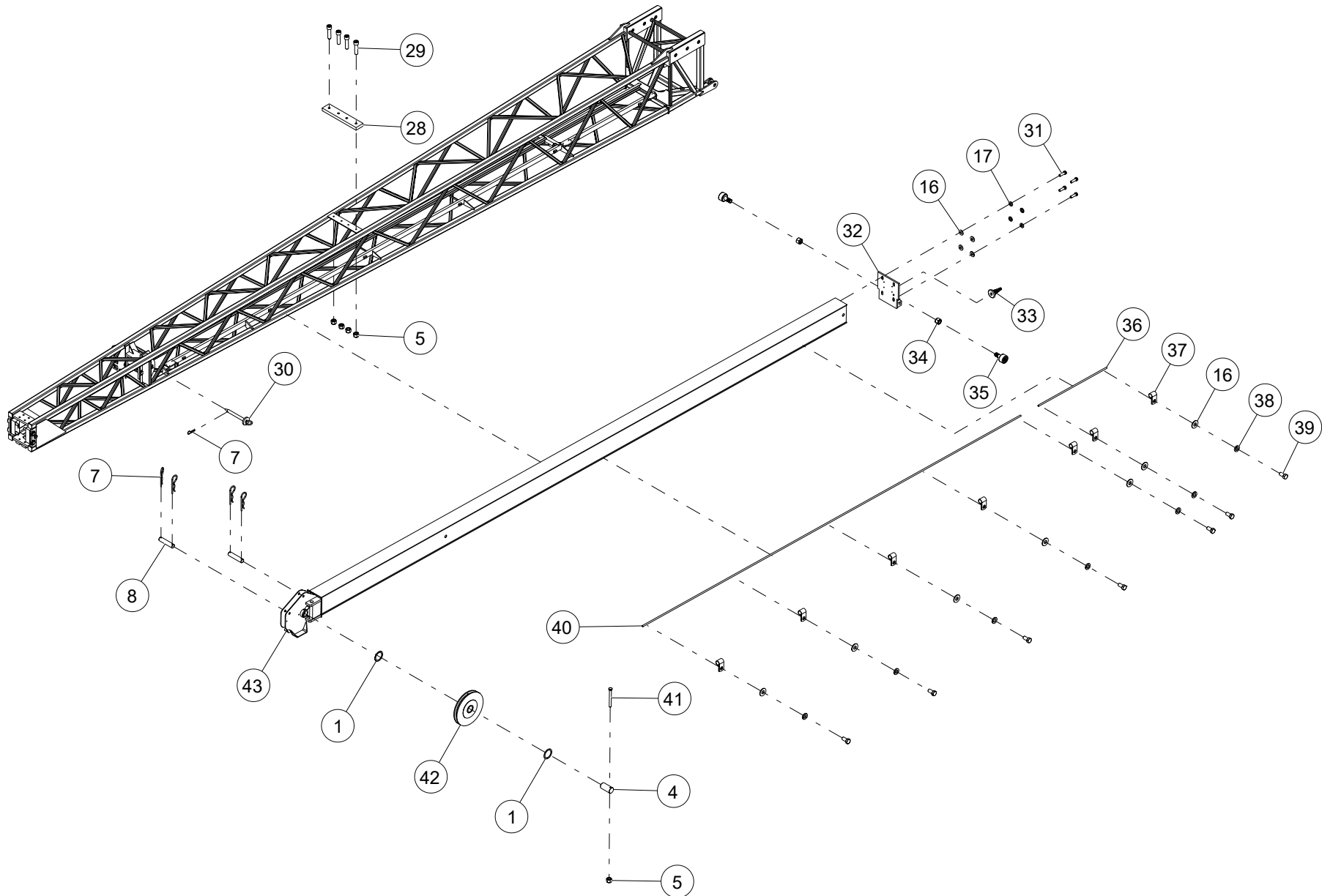
WHEN ORDERING PARTS, SPECIFY MODEL NUMBER, SERIAL NUMBER AND DESCRIPTION OF PARTS REQUIRED



WHEN ORDERING PARTS, SPECIFY MODEL NUMBER, SERIAL NUMBER AND DESCRIPTION OF PARTS REQUIRED

ITEM	PART NUMBER	DESCRIPTION	QUANTITY	NOTES
	1039206	JIB ASSEMBLY, 32'-49'		
1	1036326	SPACER	2	Total 4 in JIB ASSEMBLY
2	1036663	SHEAVE, TOP NYLON	1	
3	HHCS-C375C508Z0	HEX HEAD CAP SCREW, 3/8-16 X 3 1/2 LEN, GR8, ZN	1	
4	1036667	ROUND, PIN	1	Total 2 in JIB ASSEMBLY
5	NUT3-C3750008Z0	NYLON LOCK NUT, 3/8-16, GR8, ZN	1	Total 6 in JIB ASSEMBLY
6	1039223	WELDMENT, ADAPTOR FRAME	1	
7	PIN2-X172C75YZ0	HAIRPIN, 11/64 DIA X 3 3/4 LEN, ZINC	10	Total 15 in JIB ASSEMBLY
8	38490	PIN	1	Total 3 in JIB ASSEMBLY
9	1036323	ROUND, ADAPTER TO LINK PIN	2	
10	1036255	ROUND, OFFSET PIN	4	
11	1036259	WELDMENT, LINK	2	
12	1036322	ROUND, ADAPTER TO LATTICE PIN	2	
13	C1053042	WELDMENT, JIB BASE	1	
14	1036341	WEAR PAD	2	
15	1036262	PLATE, 1/16" SHIIM	8	
16	WSH3-X3750008Z0	FENDER WASHER, 3/8, GR8, ZN	12	Total 23 in JIB ASSEMBLY
17	WSH4-X3750008Z0	SPIRAL LOCK WASHER, 3/8, GR8, ZN	12	Total 16 in JIB ASSEMBLY
18	HHCS-C375A008Z0	HEX HEAD CAP SCREW, 3/8-16 X 1 LEN, GR8, ZN	6	
19	1036338	FRONT SIDE WEAR PAD	2	
20	1036280	SHIM, 1/16"	4	
21	1036281	SHIM 1/8	6	
22	HHCS-C375B258Z0	HEX HEAD CAP SCREW, 3/8-16 X 2 1/4 LEN, GR8, ZN	6	
23	1036254	ROLLER	2	
24	NUT3-F4380008Z0	NYLON LOCK NUT, 7/16-20, GR8, ZN	2	
25	709F7154	BRACKET	1	
26	WSH5-X5000002Z0	SPIRAL LOCK WASHER, 1/2, GR2, ZN	4	
27	SHCS-C625A00AB0	SOCKET HEAD CAP SCREW, 5/8-11 X 1 LEN, BO	4	

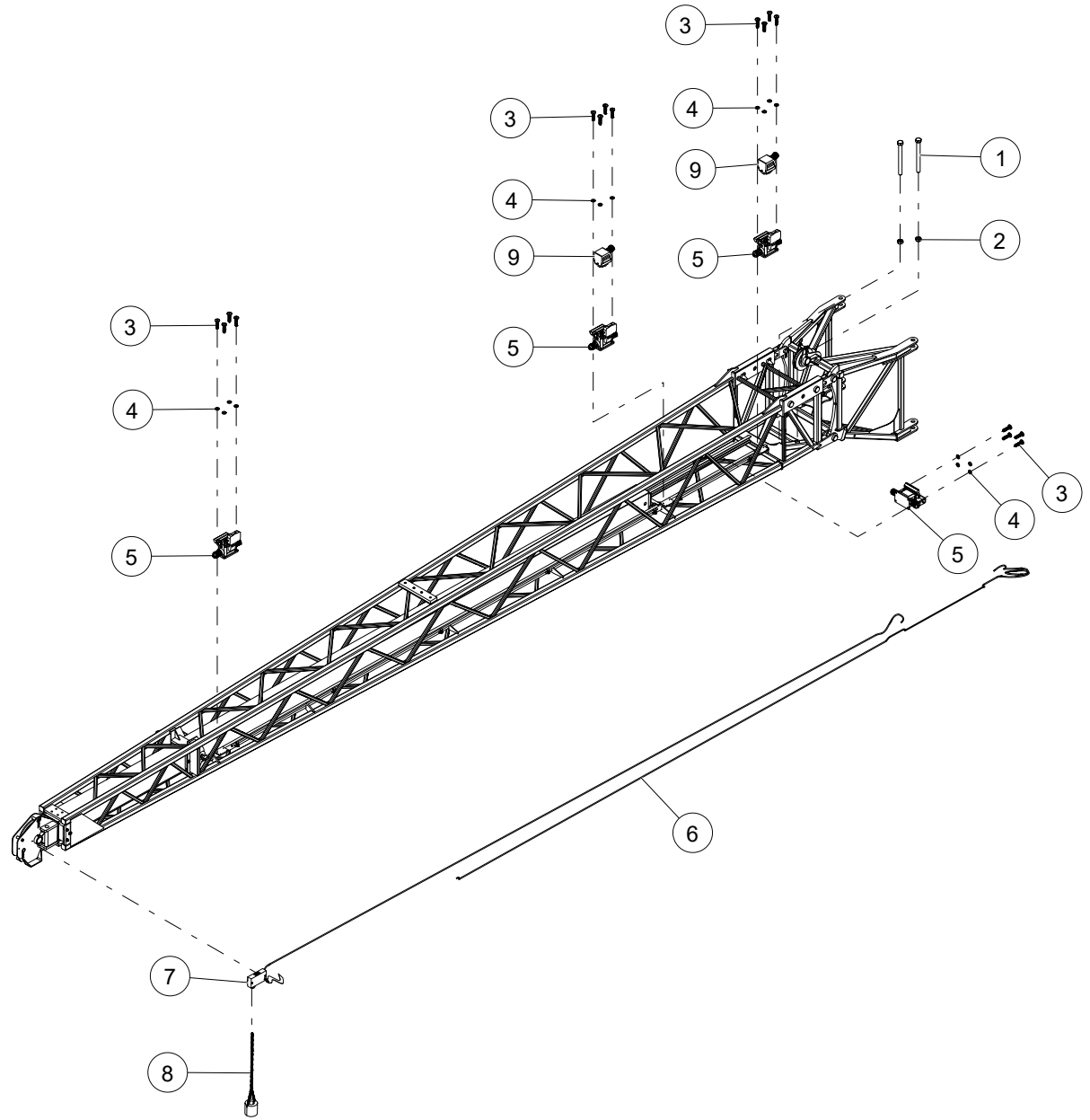
WHEN ORDERING PARTS, SPECIFY MODEL NUMBER, SERIAL NUMBER AND DESCRIPTION OF PARTS REQUIRED



WHEN ORDERING PARTS, SPECIFY MODEL NUMBER, SERIAL NUMBER AND DESCRIPTION OF PARTS REQUIRED

ITEM	PART NUMBER	DESCRIPTION	QUANTITY	NOTES
	1039206	JIB ASSEMBLY, 32'-49'		
28	1036679	WEAR, TOP CABLE	1	
29	SHCS-C625A00AB0	SOCKET HEAD CAP SCREW, 5/8-11 X 1 LEN, BO	4	
30	707F8527	PIN	1	
31	HHCS-C375A258Z1	HEX HEAD CAP SCREW, 3/8-16 X 1 1/4 LEN, GR8, ZN, FULL THREAD	4	
32	1036256	WELDMENT, BRACKET	1	
33	1026063	VIBRATION DAMPING MOUNT	1	
34	NUT3-F6250008Z0	NYLON LOCK NUT, 5/8-18, GR8, ZN	2	
35	1036253	ROLLER	2	
36	1036685	TUBE, ATB CABLE 1	1	
37	200B2007-4	CLAMP, MED, 1/2 ID	7	
38	WSH4-X4380008Z0	SPIRAL LOCK WASHER, 7/16, GR8, ZN	7	
39	HHCS-C3757508Z0	HEX HEAD CAP SCREW, 3/8-16 X 3/4 LEN, GR8, ZN	7	
40	1036686	TUBE, ATB CABLE 2	1	
41	HHCS-C375C758Z0	HEX HEAD CAP SCREW, 3/8-16 X 3 3/4 LEN, GR8, ZN	1	
42	1036324	NYLON SHEAVE	1	
43	1036327	WELDMENT, STINGER	1	

WHEN ORDERING PARTS, SPECIFY MODEL NUMBER, SERIAL NUMBER AND DESCRIPTION OF PARTS REQUIRED



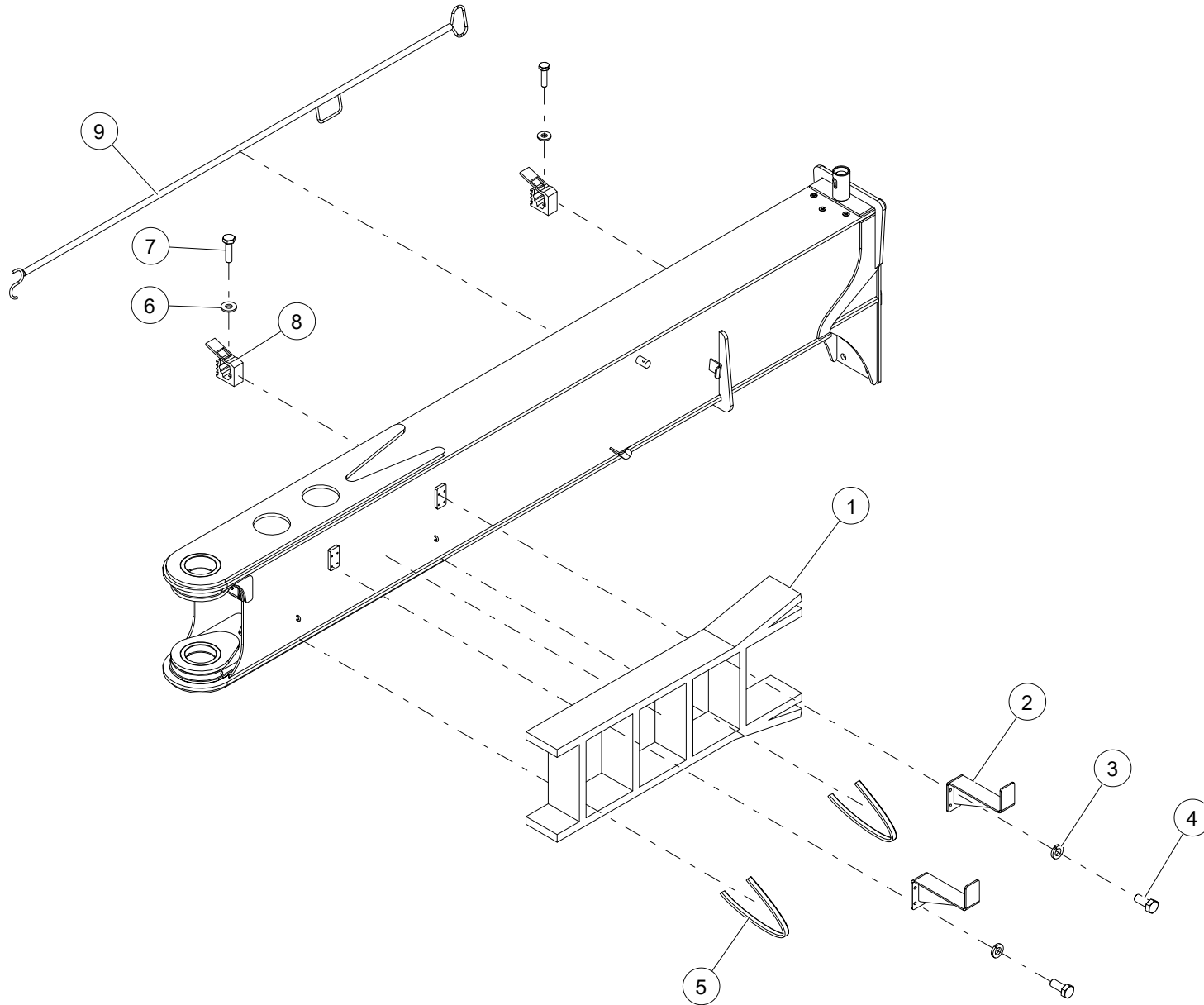
WHEN ORDERING PARTS, SPECIFY MODEL NUMBER, SERIAL NUMBER AND DESCRIPTION OF PARTS REQUIRED

60-150 JIB LMI INSTALLATION

ITEM	PART NUMBER	DESCRIPTION	QUANTITY	NOTES
	C1045356	60-150 JIB LMI INSTALLATION		
1	HHCS-C375D008Z0	HEX HEAD CAP SCREW, 3/8-16 X 4 LEN, GR8, ZN	2	
2	NUT2-C3750008Z0	HEX JAM NUT, 3/8-16, GR8, ZN	2	
3	1002379	PHP, MACHINE SCREW, #10-24 x 3/4" LG., ZP	16	
4	WSH4-X1900008Z0	SPIRAL LOCK WASHER, #10, GR8, ZN	16	
5	T127374	BASE, WEIDMULLER	4	
6	1032628	JIB LMI CABLE (FT.)	1	Total Cable Length 52 Feet
7	714-0621	SWITCH, ATB	1	
8	717-0882	CTWT W/ CHAIN	1	
9	T127379	HOOD, WEIDMULLER	2	

WHEN ORDERING PARTS, SPECIFY MODEL NUMBER, SERIAL NUMBER AND DESCRIPTION OF PARTS REQUIRED

JIB LADDER INSTALLATION

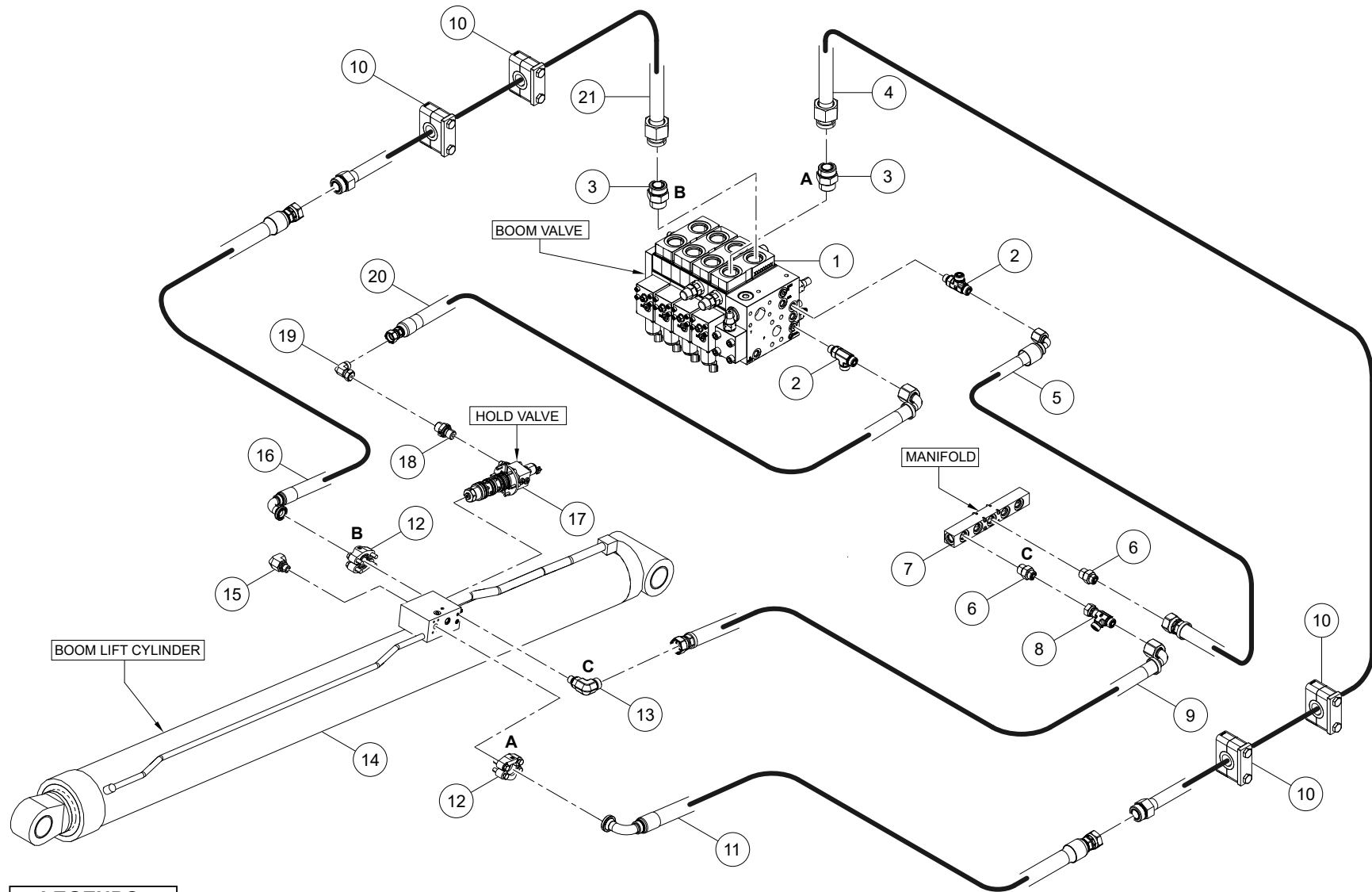


WHEN ORDERING PARTS, SPECIFY MODEL NUMBER, SERIAL NUMBER AND DESCRIPTION OF PARTS REQUIRED

JIB LADDER INSTALLATION

ITEM	PART NUMBER	DESCRIPTION	QUANTITY	NOTES
	1036901	JIB LADDER INSTALLATION		
1	1035404	LADDER, EXTENSION	1	
2	1035406	LADDER MOUNT ASSEMBLY	2	
3	WSH5-X3130008Z0	SPIRAL LOCK WASHER, 5/16, GR8, ZN	8	
4	HHCS-C3137508Z0	HEX HEAD CAP SCREW, 5/16-18 X 3/4 LEN, GR8, ZN	8	
5	1035411	RUBBER BUNGEE CORD 19" S HOOKS	2	
6	WSH2-X2500008Z0	SAE WASHER, 1/4, GR8, ZN	2	
7	HHCS-C250A008Z0	HEX HEAD CAP SCREW, 1/4-20 X 1 LEN, GR8, ZN	2	
8	1035455	CLAMP, MINI QUICK FIST	2	
9	1035342	REACH ARM ASSEMBLY 8'	1	

WHEN ORDERING PARTS, SPECIFY MODEL NUMBER, SERIAL NUMBER AND DESCRIPTION OF PARTS REQUIRED



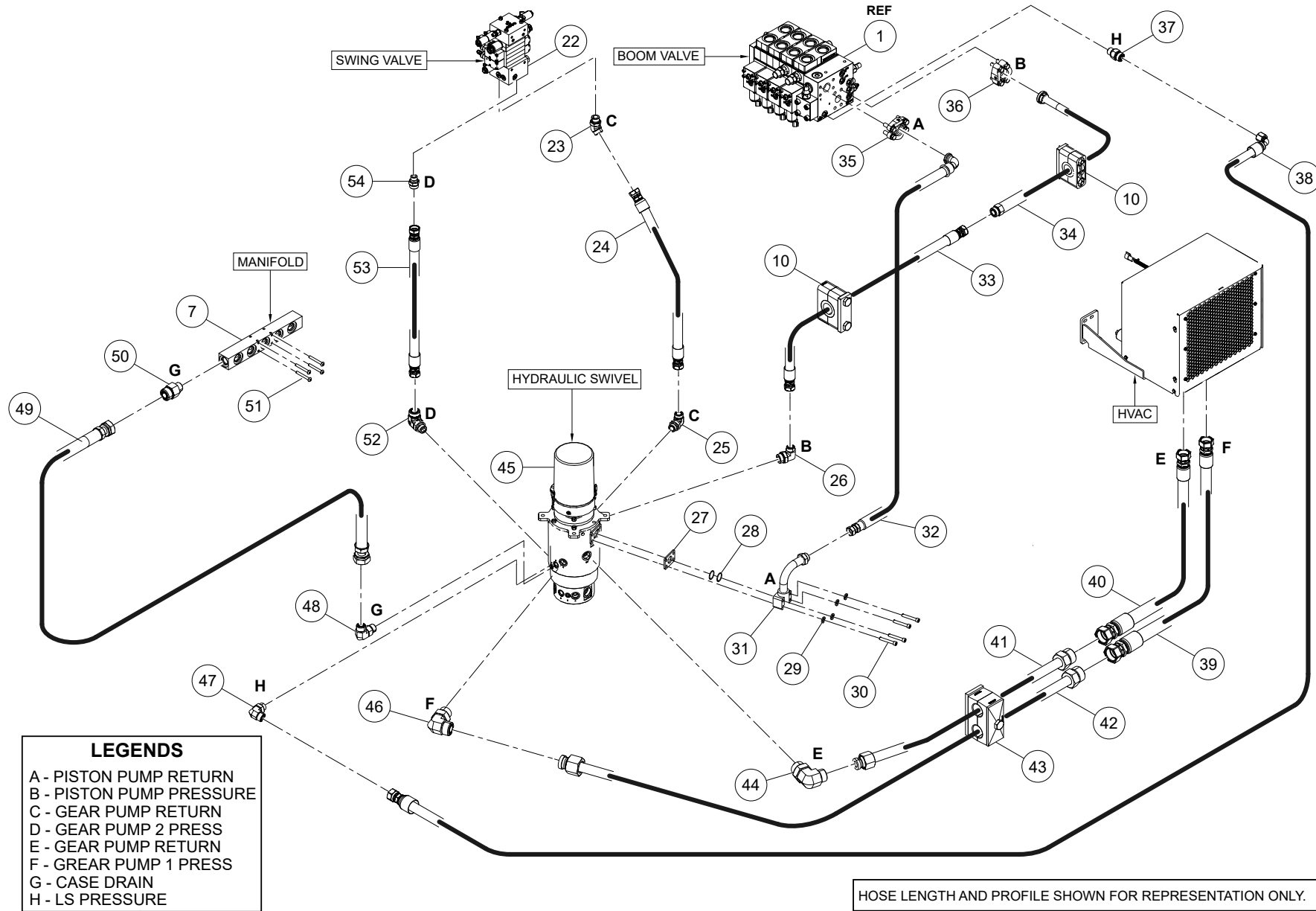
LEGENDS
 A - EXTENSION
 B - RETRACTION
 C - TO MANIFOLD

HOSE LENGTH AND PROFILE SHOWN FOR REPRESENTATION ONLY.

WHEN ORDERING PARTS, SPECIFY MODEL NUMBER, SERIAL NUMBER AND DESCRIPTION OF PARTS REQUIRED

ITEM	PART NUMBER	DESCRIPTION	QUANTITY	NOTES
	1031445	UPPER HYDRAULICS ASSEMBLY		
1	1008327	VALVE, BOOM	1	
2	1018081	TEE,MOFS-6,MORB-6,MOFS-6	2	
3	1010094	ADAPTER, MOFS-16/MORB-16	2	Total 8 in UPPER HYDRAULICS ASSEMBLY
4	1031434	TUBE,-16,1500,FOFS-16/MOFS-16	1	
5	1043702	HOSE,-6,LOW,90FOFS-6SW/FOFS-6SW,47.0	1	
6	1010073	ADAPTER, MOFS-6/MORB-8	2	Total 4 in UPPER HYDRAULICS ASSEMBLY
7	T132014	MANIFOLD	1	
8	1018017	TEE, MOFS-6/FOFS-6/MOFS-6	1	
9	1031426	HOSE,-6,300,FOFS-6SW/90FOFS-6SW,90.5	1	
10	1034066	5025-PP-R-DPAL-AS-U-W3	4	Total 6 in UPPER HYDRAULICS ASSEMBLY
11	1031413	HOSE,-16,5000,FOFS-16SW/90C62-16,73.25	1	
12	1027272	16 CODE 62 4 BOLT FLANGE W/ BOLT KIT	2	
13	1014000	ELBOW, 90, MOFS-6/MORB-4	1	Total 2 in UPPER HYDRAULICS ASSEMBLY
14	1008289	CYLINDER, BOOM LIFT	1	
15	1014567	ELBOW, 90, MORB-6/FORB-6	1	
16	1031414	HOSE,-16,5000,FOFS-16SW/90C62-16,73.25	1	
17	1008331	CARTRIDGE, HOLD VALVE	1	
18	1010270	ADAPTER, MOFS-4/BSPP-4	1	
19	1013929	ELBOW,90,MOFS-6/FOFS-4	1	
20	1031427	HOSE,-6,3000,FOFS-6SW/90FOFS-6SW,128	1	
21	1031435	TUBE,-16,4500,FOFS-16/MOFS-16	1	

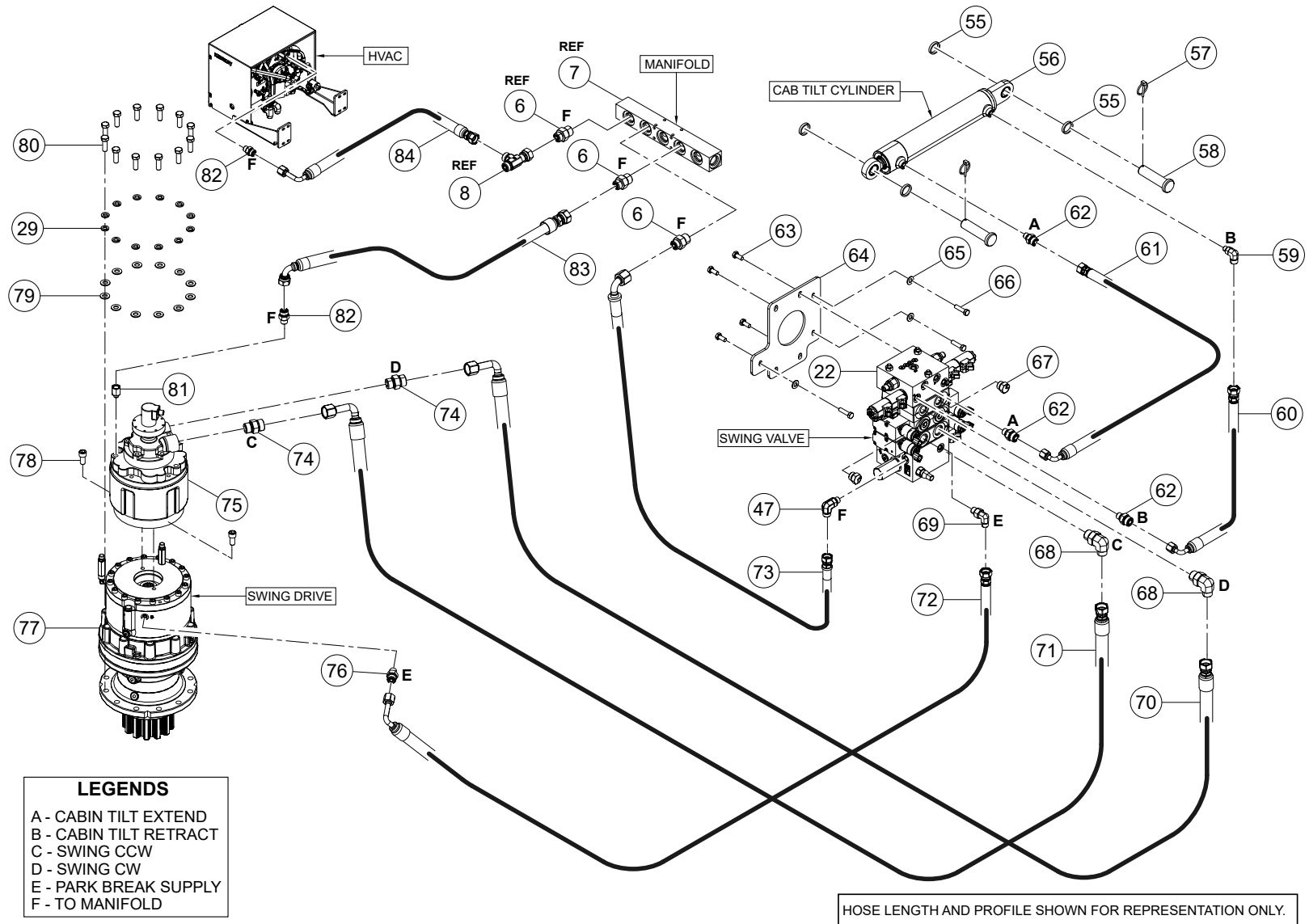
WHEN ORDERING PARTS, SPECIFY MODEL NUMBER, SERIAL NUMBER AND DESCRIPTION OF PARTS REQUIRED



WHEN ORDERING PARTS, SPECIFY MODEL NUMBER, SERIAL NUMBER AND DESCRIPTION OF PARTS REQUIRED

ITEM	PART NUMBER	DESCRIPTION	QUANTITY	NOTES
	1031445	UPPER HYDRAULICS ASSEMBLY		
22	1008318	VALVE, SWING	1	
23	1016205	ELBOW, 45, MOFS-16/MORB-16	1	
24	1031424	HOSE,-16,300,FOFS-16SW/FOFS-16SW,34.5	1	
25	1014023	ELBOW, 90, MOFS-16/MORB-16	1	Total 3 in UPPER HYDRAULICS ASSEMBLY
26	1014025	ELBOW, 90, MOFS-16/MORB-20	1	
27	1011534	SPACER, CODE 61 -24, 0.25	1	
28	1020291	O-RING, CODE 61/62 -24 SAE, -225	2	
29	WSH4-X5000008Z0	SPIRAL LOCK WASHER, 1/2, GR8, ZN	4	Total 16 in UPPER HYDRAULICS ASSEMBLY
30	SHCS-C500C25AB0	SOCKET HEAD CAP SCREW, 1/2-13 X 3 1/4 LEN, BO`	4	
31	1037433	TUBE, 90C61 -24 / MOFS -20	1	
32	1027938	HOSE, -20, LOW, FOFS-20SW / 90OFS-20FLNG, 46	1	
33	C1049668	HOSE, -16, 3000, FOFS-16SW / FOFS-16SW, 41.5	1	
34	C1049667	TUBE,-16,4500,MOFS-16/C62-16	1	
35	1020224	CLAMP, C61-20, KIT	1	
36	1020221	C62-16 4 BOLT FLANGE KIT	1	
37	1008295	VALVE, ORIFICE, MOFS-6/CHECK-5/MORB-6	1	
38	1031431	HOSE,-6,5000,FOFS-6SW/90FOFS-6SW,76.75	1	
39	1031428	HOSE,-12,3000,FOFS-12SW/FOFS-12SW,52.25	1	
40	1031429	HOSE,-12,300,FOFS-12SW/FOFS-12SW,49.25	1	
41	1031402	TUBE,-12,3000,FOFS-12/MOFS-12	1	
42	1031401	TUBE,-12,300,FOFS-12/MOFS-12	1	
43	1031030	STAUFF CLAMP, TWIN	1	
44	1014020	ELBOW, 90, MOFS-12/MORB-16	1	
45	1038486	HYDRAULIC SWIVEL	1	
46	1014019	ELBOW, 90, MOFS-12/MORB-12	1	
47	1014001	ELBOW, 90, MOFS-6/MORB-6	1	Total 3 in UPPER HYDRAULICS ASSEMBLY
48	1014012	ELBOW,90,MOFS-10/MORB-10	1	
49	1031415	HOSE,-10,300,FOFS-10SW/FOFS-10SW,42.25	1	
50	1010080	ADAPTER, MOFS-10/MORB-8	1	
51	1027289	CAP SCREW, 10-24 X 40, ZINC	4	
52	1014022	ELBOW, 90, MOFS-16/MORB-12	1	Total 3 in UPPER HYDRAULICS ASSEMBLY
53	C1049676	HOSE, -16, 3000, FOFS-16SW / FOFS-16SW, 36	1	
54	1010092	ADAPTER, MOFS-16/MORB-12	1	

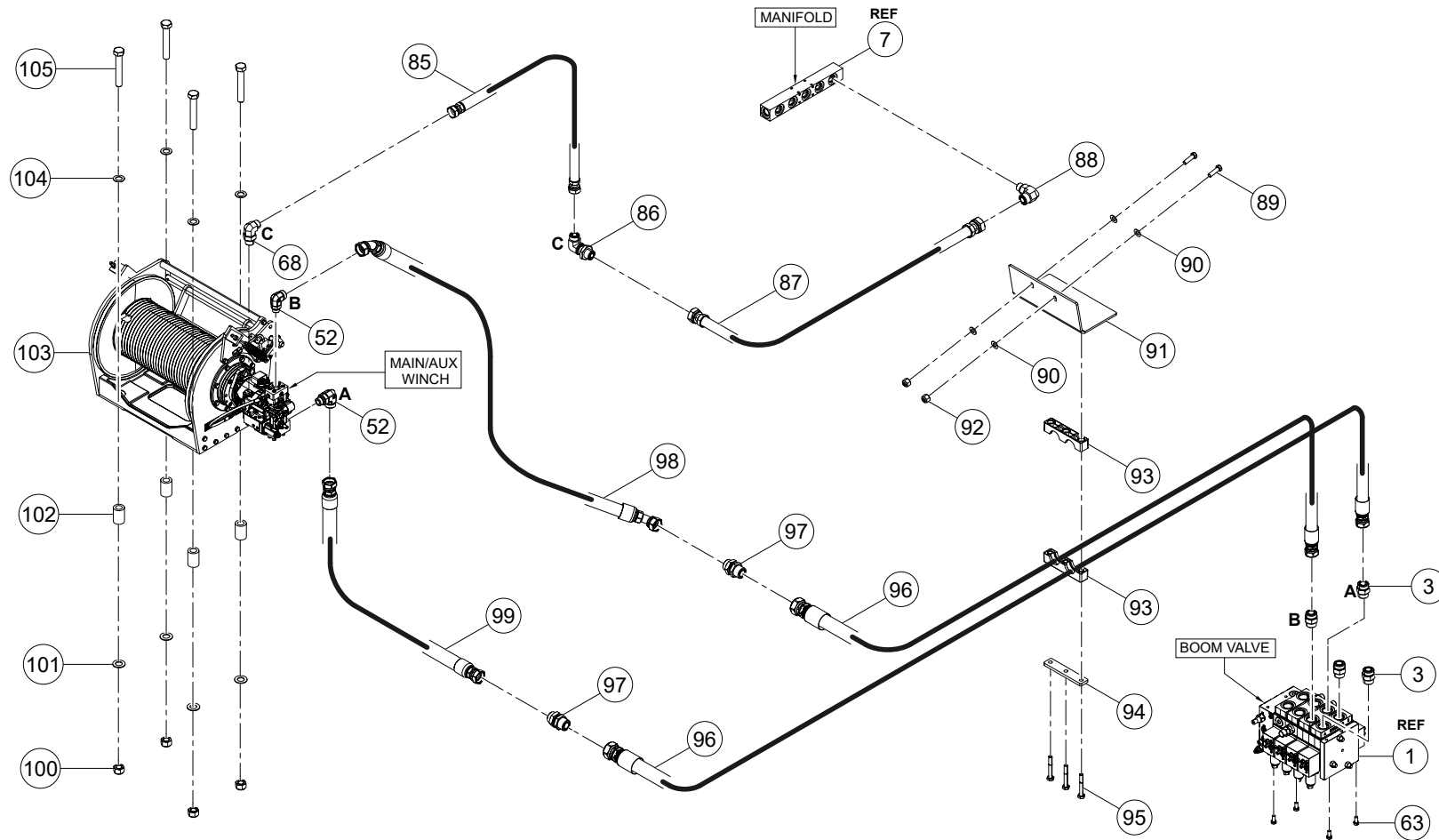
WHEN ORDERING PARTS, SPECIFY MODEL NUMBER, SERIAL NUMBER AND DESCRIPTION OF PARTS REQUIRED



WHEN ORDERING PARTS, SPECIFY MODEL NUMBER, SERIAL NUMBER AND DESCRIPTION OF PARTS REQUIRED

ITEM	PART NUMBER	DESCRIPTION	QUANTITY	NOTES
	1031445	UPPER HYDRAULICS ASSEMBLY		
55	T111949	SPACER	4	
56	T163592	CYLINDER, CAB TILT	1	
57	PIN5-X188A25XZ0	LOCK PIN WITH WIRE RING, 3/16 DIA X 1 1/4 LEN, ZINC	2	
58	P01-A12XD25-20	PIN, CLEVIS 1.13X4.25, ST SQC	2	
59	1014006	ELBOW, 90, MOFS-8/MORB-6	1	Total 2 in UPPER HYDRAULICS ASSEMBLY
60	1031412	HOSE,-8,3000,FOFS-8SW/45FOFS-8SW,98	1	
61	1031411	HOSE,-8,3000,FOFS-8SW,45FOFS-8SW,104.75	1	
62	1010075	ADAPTER,MOFS-8/MORB-6	3	Total 5 in UPPER HYDRAULICS ASSEMBLY
63	1027290	HEX HEAD FLANGE BOLT, 10-24 X 28.5, ZINC	4	Total 8 in UPPER HYDRAULICS ASSEMBLY
64	1030883	PLATE, VALVE MOUNT	1	
65	WSH2-X3130008Z0	SAE WASHER, 5/16, GR8, ZN	3	
66	HHCS-C313A258Z1	HEX HEAD CAP SCREW, 5/16-18 X 1 1/4 LEN, GR8, ZN, FULL THREAD	3	
67	1019703	PLUG,HEX,ORB-10	2	
68	1014015	ELBOW, 90, MOFS-10/MORB-12	2	
69	1013998	ELBOW, 90, MOFS-4/MORB-6	1	
70	1031423	HOSE,-10,3000,FOFS-10SW/90FOFS-10SW,49	1	
71	1031422	HOSE,-10,3000,FOFS-10SW/90FOFS-10SW,50	1	
72	1031425	HOSE,-4,3000,FOFS-4SW/90FOFS-4SW,50.5	1	
73	1027946	HOSE, -6, LOW, FOFS-6SW / 90FOFS-6SW, 44	1	
74	1010081	ADAPTER, MOFS-10/MORB-10	2	
75	C1044611	SWING MOTOR WITH WAD SENSOR	1	
76	1010066	ADAPTER, MOFS-4/MORB-4	1	
77	T132094	SWING DRIVE	1	
78	SHCS-M12DL50PZ1	SOCKET HEAD CAP SCREW, M12 X 25 LEN, ZN, FULL THREAD	2	
79	WSH2-X5000008Z0	SAE WASHER, 1/2, GR8, ZN	12	Total 20 in UPPER HYDRAULICS ASSEMBLY
80	HHCS-C500A508Z0	HEX HEAD CAP SCREW, 1/2-13 X 1 1/2 LEN, GR8, ZN	12	
81	1011216	ADAPTER, FORB-6/MBSPP-4	1	
82	1010071	ADAPTER, MOFS-6/MORB-6	1	Total 4 in UPPER HYDRAULICS ASSEMBLY
83	C1055132	HOSE, -6, LOW, 90FOFS-6SW / FOFS-6SW, 27.75	1	
84	1027992	HOSE,-6,300,L90FOFS-6SW/FOFS-6SW,101.75	1	

WHEN ORDERING PARTS, SPECIFY MODEL NUMBER, SERIAL NUMBER AND DESCRIPTION OF PARTS REQUIRED



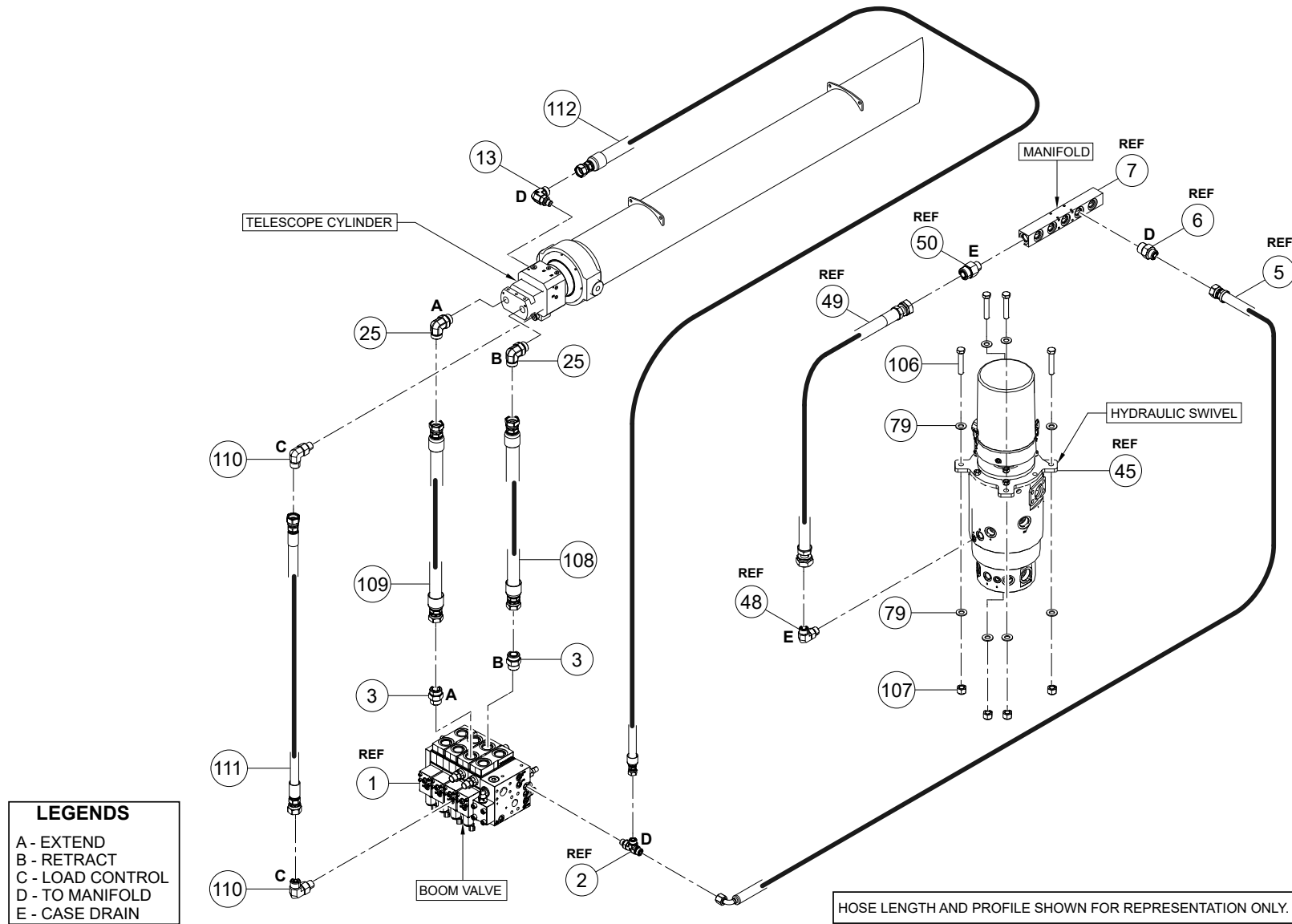
LEGENDS
 A - HOIST PORT
 B - LOWER PORT
 C - TO MANIFOLD

HOSE LENGTH AND PROFILE SHOWN FOR REPRESENTATION ONLY.

WHEN ORDERING PARTS, SPECIFY MODEL NUMBER, SERIAL NUMBER AND DESCRIPTION OF PARTS REQUIRED

ITEM	PART NUMBER	DESCRIPTION	QUANTITY	NOTES
	1031445	UPPER HYDRAULICS ASSEMBLY		
85	1028110	HOSE, -10, Low, FOFS-10SW / FOFS-10SW, 43	1	
86	1013894	ELBOW,90, MOFS-10-BH/MOFS-10	1	
87	1031455	HOSE,-10,300,FOFS-10SW/FOFS-10SW,94	1	
88	1014011	ELBOW, 90, MOFS-10/MORB-8	1	
89	HHCS-C375A258Z0	HEX HEAD CAP SCREW, 3/8-16 X 1 1/4 LEN, GR8, ZN	2	
90	WSH2-X3750008Z0	SAE WASHER, 3/8, GR8, ZN	4	
91	C1055134	HOSE BRACKET MOUNT PLATE	1	
92	NUT3-C3750008Z0	NYLON LOCK NUT, 3/8-16, GR8, ZN	2	
93	1036547	CLAMP, 5SD-PP-R-BK	2	
94	1036548	COVER PLATE, DPAD-5S-W3	1	
95	1034059	STAUFF BOLT, AS-3/8-16UNCX2-3/4-AB-GR5-W3	3	
96	C1049662	HOSE, -16, 4500, FOFS-16SW / FOFS-16SW, 72	2	
97	1009989	ADAPTER,BH,MOFS-16/MOFS-16	2	
98	1031419	HOSE,-16,5000,FOFS-16SW/45FOFS-16SW,44.5	1	
99	1031418	HOSE,-16,5000,FOFS-16SW/45FOFS-16SW,24.75	1	
100	NUT3-CA120008M0	NYLON LOCK NUT, 1 1/8-7, GR8, MA	4	
101	WSH2-XA120008Z0	SAE WASHER, 1-1/8, GR8, ZN	4	
102	1037216	ROUND, STOP TUBE	4	
103	1008332	WINCH, 15K KAWASAKI MOTOR	1	
104	C1049977	NARROW FLAT WASHER 1-1/8"	4	
105	HHCS-CA12G008M0	HEX HEAD CAP SCREW, 1 1/8-7 X 7 LEN, GR8, MA	4	

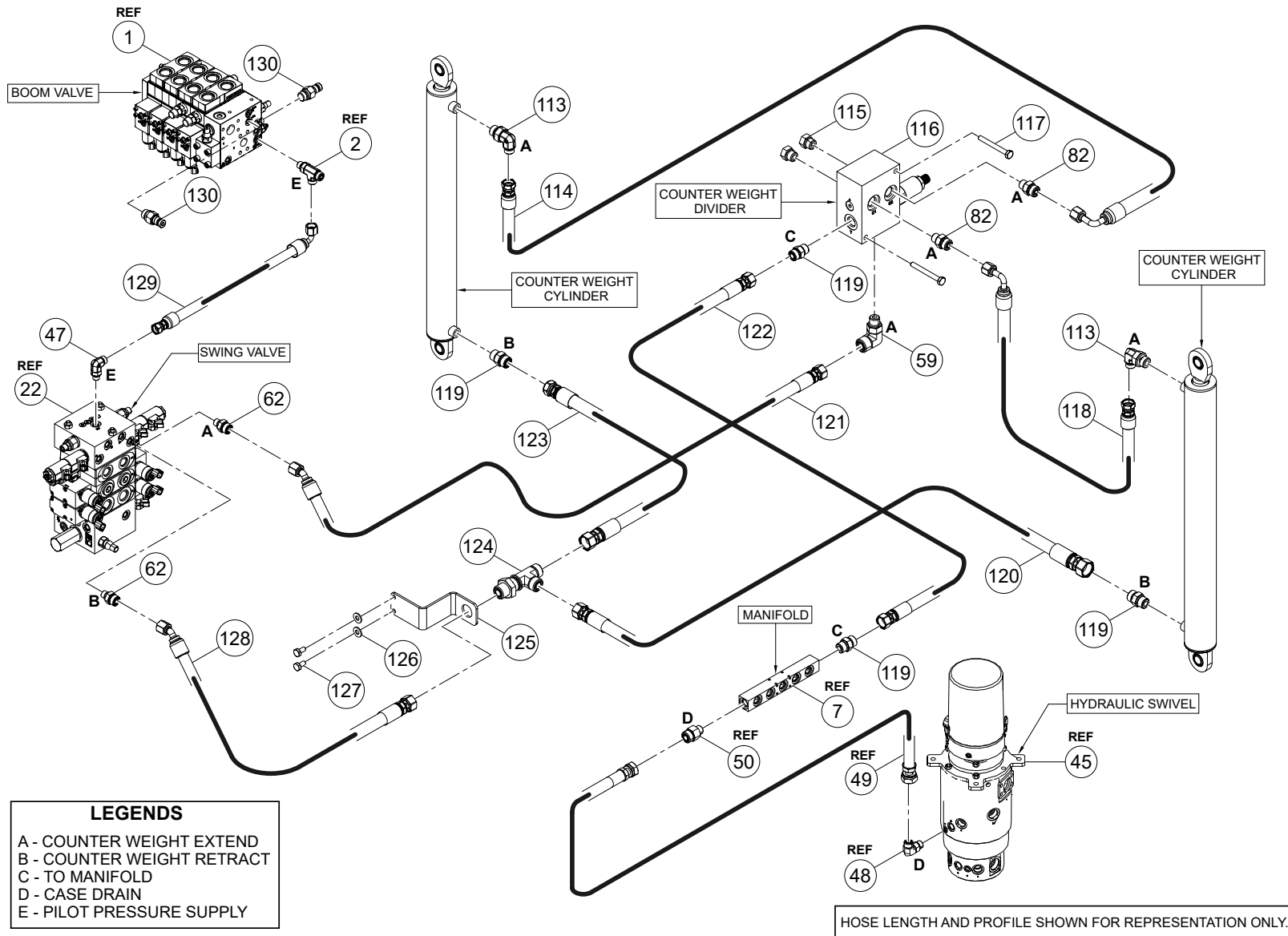
WHEN ORDERING PARTS, SPECIFY MODEL NUMBER, SERIAL NUMBER AND DESCRIPTION OF PARTS REQUIRED



WHEN ORDERING PARTS, SPECIFY MODEL NUMBER, SERIAL NUMBER AND DESCRIPTION OF PARTS REQUIRED

ITEM	PART NUMBER	DESCRIPTION	QUANTITY	NOTES
	1031445	UPPER HYDRAULICS ASSEMBLY		
106	HHCS-C500B758Z0	HEX HEAD CAP SCREW, 1/2-13 X 2 3/4 LEN, GR8, ZN	4	
107	NUT3-C5000008Z0	NYLON LOCK NUT, 1/2-13, GR8, ZN	4	
108	1031442	HOSE,-16,5000,FOFS-16SW/FOFS-16SW,59.25	1	
109	1031444	HOSE,-16,5000,FOFS-16SW/FOFS-16SW,56.75	1	
110	1013997	ELBOW, 90, MOFS-4/MORB-4	2	
111	1043700	HOSE,-4,4000,FOFS-4SW/FOFS-4SW,56.5	1	
112	1043699	HOSE,-6,LOW,FOFS-6SW/FOFS-6SW,52.25	1	

WHEN ORDERING PARTS, SPECIFY MODEL NUMBER, SERIAL NUMBER AND DESCRIPTION OF PARTS REQUIRED



WHEN ORDERING PARTS, SPECIFY MODEL NUMBER, SERIAL NUMBER AND DESCRIPTION OF PARTS REQUIRED

ITEM	PART NUMBER	DESCRIPTION	QUANTITY	NOTES
	1031445	UPPER HYDRAULICS ASSEMBLY		
113	1014005	ELBOW, 90, MOFS-6/MORB-8	2	
114	1031405	HOSE,-6,3000,FOFS-6SW/90FOFS-6SW,82.25	1	
115	1019667	PLUG, HEX, ORB-6	2	
116	1008279	C'WGT FLOW DIVIDER, 80160	1	
117	HHCS-C250B258Z0	HEX HEAD CAP SCREW, 1/4-20 X 2 1/4 LEN, GR8, ZN	2	
118	1031406	HOSE,-6,3000,FOFS-6SW/90FOFS-6SW,100	1	
119	1010076	ADAPTER,MOFS-8/MORB-8	4	
120	1031403	HOSE,-8,3000,FOFS-8SW/FOFS-8SW,43	1	
121	1031407	HOSE-8,3000,FOFS-8SW/45FOFS-8SW,147	1	
122	1031417	HOSE,-8,3000,FOFS-8SW/FOFS-8SW,78	1	
123	1031404	HOSE-8,3000,FOFS-8SW/FOFS-8SW,29.75	1	
124	1017987	TEE, MOFS-8/MOFS-8-BH/MOFS-8	1	
125	1026396	BULKHEAD T-BRACKET	1	
126	WSH2-X2500008Z0	SAE WASHER, 1/4, GR8, ZN	2	
127	HHCS-C2505008Z0	HEX HEAD CAP SCREW, 1/4-20 X 1/2 LEN, GR8, ZN	2	
128	1031416	HOSE,-8,3000,FOFS-8SW/45FOFS-8SW,157.75	1	
129	1031432	HOSE,-6,3000,FOFS-6SW/90FOFS-6SW,113.75	1	
130	1020456	QUICK CONNECT, -6, M-PD/MORB	2	

WHEN ORDERING PARTS, SPECIFY MODEL NUMBER, SERIAL NUMBER AND DESCRIPTION OF PARTS REQUIRED

NOT ILLUSTRATED PAGE

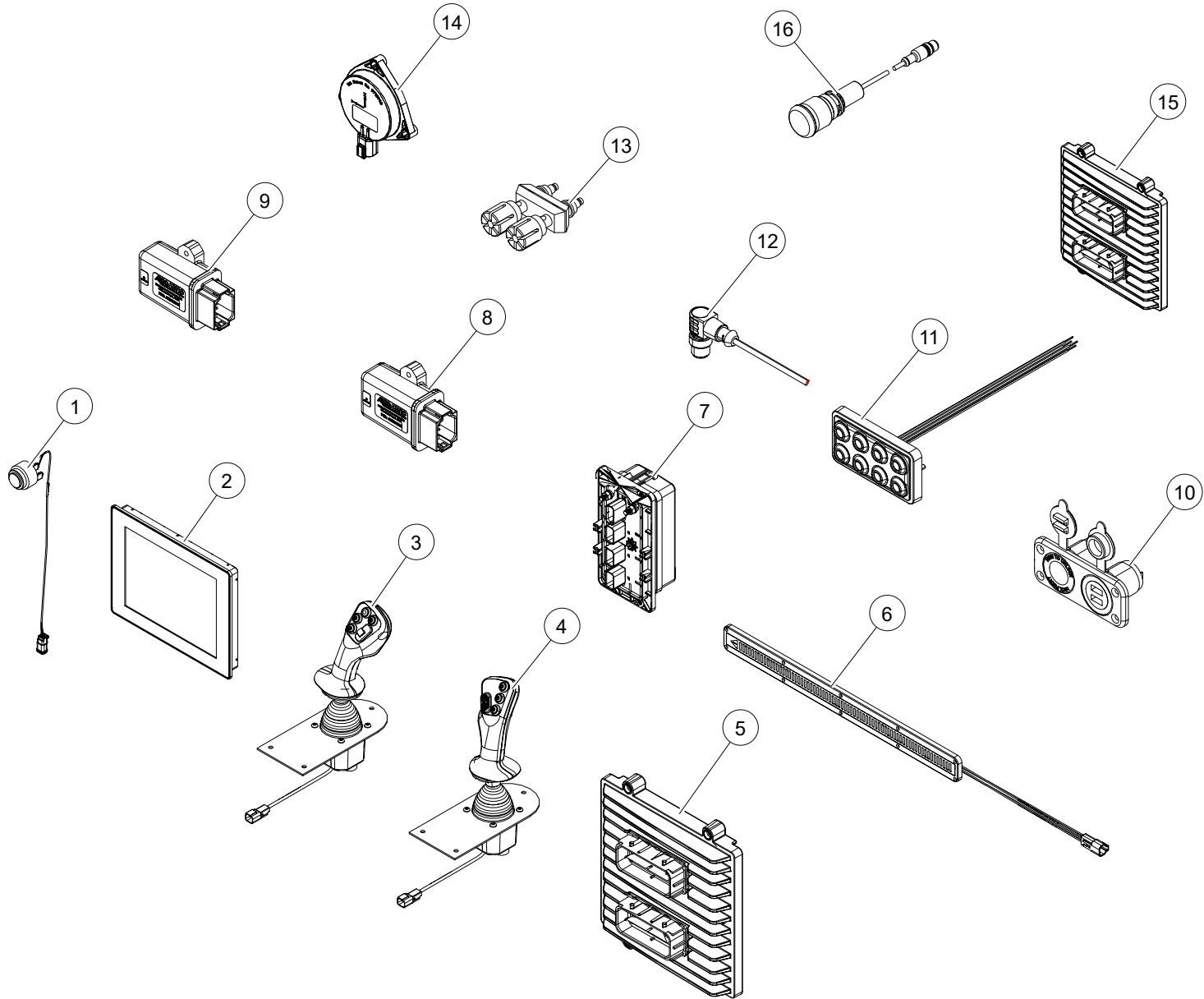
WHEN ORDERING PARTS, SPECIFY MODEL NUMBER, SERIAL NUMBER AND DESCRIPTION OF PARTS REQUIRED

UPPER ELECTRICAL ASSEMBLY

ITEM	PART NUMBER	DESCRIPTION	QUANTITY	NOTES
	1027131	UPPER ELECTRICAL ASSEMBLY		
1	1008365	SENSOR, HYDRAULIC PRESSURE 500 PSI	1	
2	1008366	SENSOR, HYDRAULIC PRESSURE 6000 PSI	3	
3	1036583	QUAD SENSOR FOR WAD	1	
4	1039809	X OVER UPPER HARNESS	1	
5	1223-1013	SWITCH, COUNTERWEIGHT	1	
6	1223-387	HORN 12 VOLT FANFARE	1	
7	1223-770	LIGHT, TRIPLE IDENT, RED	1	
8	200B2007-13	CLAMP, SUPPORT	2	
9	N04-312C000-25	NUT, HEX 0.3125-18, ST SQC G5	3	
10	NYL-190C000-22	NUT, HEX NYL-INS 10-24,ST SQC G2	2	
11	NYL-312C000-25	NUT,HEX NYL-INS 0.312-18,ST SQC G5	3	
12	S01-312CA00-25	SCR, HHCS 0.3125-18X1.00,ST SQC G5	3	
13	SL5-190CA50-20	SCR, CREC RND MS 10-24X1.50,ST SQC	2	
14	SMF-12DM020-E8	SCR, HHCS M12-1.75X20 FT, S-S 18-8	2	
15	T106055	CABLE TIE,STUD MOUNT, 1/4-20	2	
16	T133342	BRACKET, CWT SWITCH	1	
17	T150852	BRACKET, BULKHEAD	1	
18	WAN-31NX000-20	WSH, FL TYPA-NRW 0.3125, ST SQC	6	
19	WAR-190X000-22	WSH, FL TYPA-REG 10, ST SQC G2	4	
20	WBR-31RX875-20	WSH, FL TYPB-REG 0.3125, ST SQC	3	
21	WMF-012X000-E8	WSH, FLAT M12 DIN125, S-S 18-8	2	

WHEN ORDERING PARTS, SPECIFY MODEL NUMBER, SERIAL NUMBER AND DESCRIPTION OF PARTS REQUIRED

CROSSOVER CONTROLS



WHEN ORDERING PARTS, SPECIFY MODEL NUMBER, SERIAL NUMBER AND DESCRIPTION OF PARTS REQUIRED

CROSSOVER CONTROLS

ITEM	PART NUMBER	DESCRIPTION	QUANTITY	NOTES
	1031357	CROSSOVER CONTROLS		
1	1027213	GS BUZZER WITH RESISTOR	1	
2	1027049	MASTER DISPLAY MODULE	1	
3	1027052	GS LH JOYSTICK	1	
4	1027053	GS RH JOYSTICK	1	
5	1027050	IQAN MC43 I/O	3	
6	1027054	LIGHT BAR	1	
7	1027055	EATON FUSE RELAY MRFRM	1	
8	1032556	LEFT AXIOMATIC JOYSTICK THUMPER	1	
9	1032776	RIGHT AXIOMATIC JOYSTICK THUMPER	1	
10	1031326	DUAL USB CHARGE PORT	1	
11	1031329	HMI 2X4 KEYPAD LEFT	1	
12	1040517	WSSD RKSD 441-8M TURCK M12 CONNECTOR	1	
13	1031327	BINDING CHARGE POSTS	1	
14	C1049406	LEVEL SENSOR	1	
15	1027057	IQAN G11 BLUETOOTH ADAPTER	1	
16	1032750	E-STOP	2	
17*	1031328	IP 120 CAMERA	1	
18*	1027051	HMI 2X4 KEYPAD RIGHT	1	

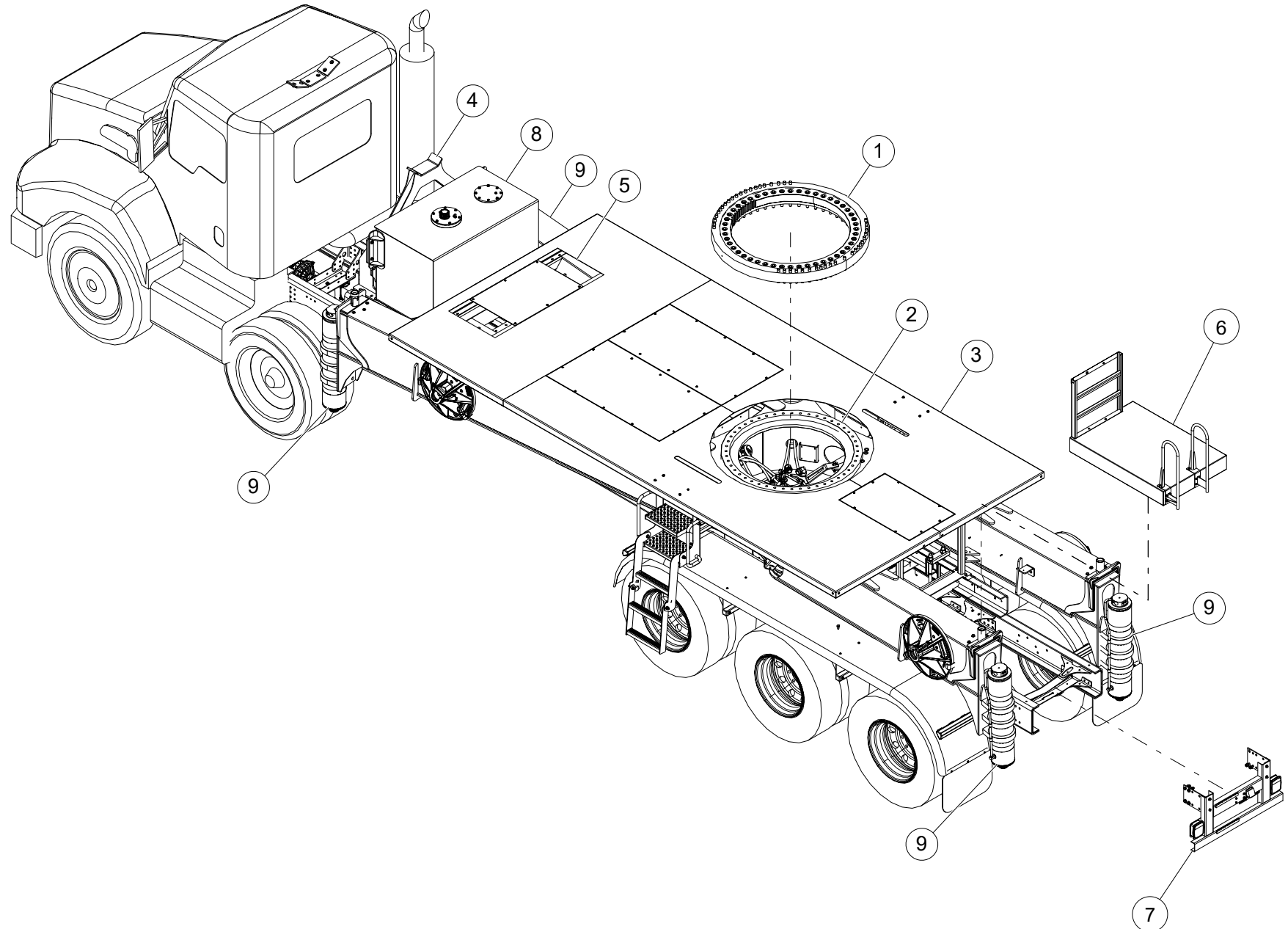
* NOT SHOWN IN THE ILLUSTRATION

WHEN ORDERING PARTS, SPECIFY MODEL NUMBER, SERIAL NUMBER AND DESCRIPTION OF PARTS REQUIRED

PAGE INTENTIONALLY LEFT BLANK

WHEN ORDERING PARTS, SPECIFY MODEL NUMBER, SERIAL NUMBER AND DESCRIPTION OF PARTS REQUIRED

CHAPTER-2
60-150 LOWER STRUCTURE



WHEN ORDERING PARTS, SPECIFY MODEL NUMBER, SERIAL NUMBER AND DESCRIPTION OF PARTS REQUIRED

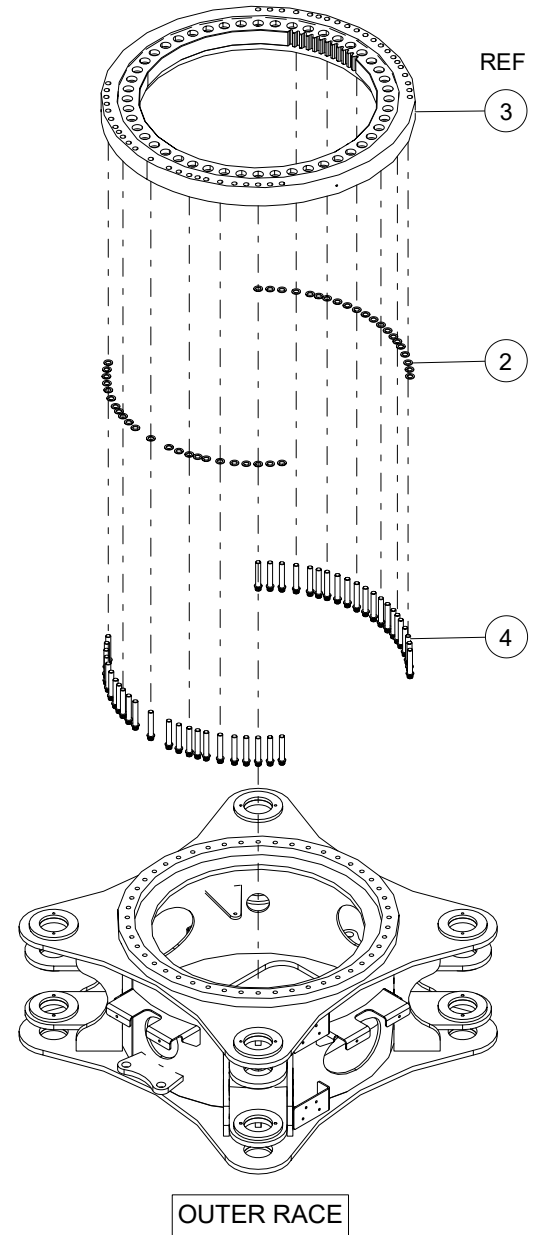
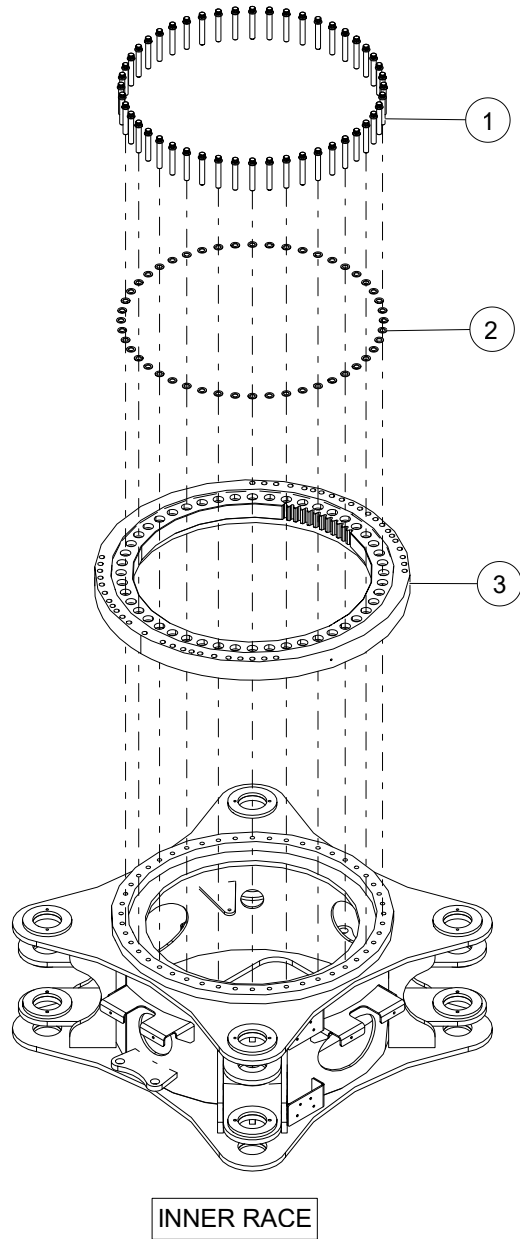
60-150 LOWER STRUCTURE

ITEM	PART NUMBER	DESCRIPTION	QUANTITY	NOTES
	OVER-VIEW LOWER	60-150 LOWER STRUCTURE		
1	T108155	BEARING INSTALLATION	1	SEE PAGE 292
2	C1041264	CENTER STRUCTURE INSTALLATION	1	SEE PAGE 294
3	C1041286	DECKING INSTALLATION	1	SEE PAGE 298
4	C1047138	BOOM REST INSTALLATION	1	SEE PAGE 312
5	1029843	COUNTERWEIGHT RACK INSTALLATION	1	SEE PAGE 314
6	T113145	PLATFORM INSTALLATION	1	SEE PAGE 316
7	T122108	REAR BUMPER INSTALLATION	1	SEE PAGE 320
8	C1041288	LOWER HYDRAULICS	1	SEE PAGE 322
9	1035550	OUTRIGGER INSTALLATION	4	SEE PAGE 330
10*	1027167	LOWER ELECTRICAL INSTALLATION	1	SEE PAGE 342

* ITEM NOT SHOWN IN THE ILLUSTRATION

WHEN ORDERING PARTS, SPECIFY MODEL NUMBER, SERIAL NUMBER AND DESCRIPTION OF PARTS REQUIRED

BEARING INSTALLATION

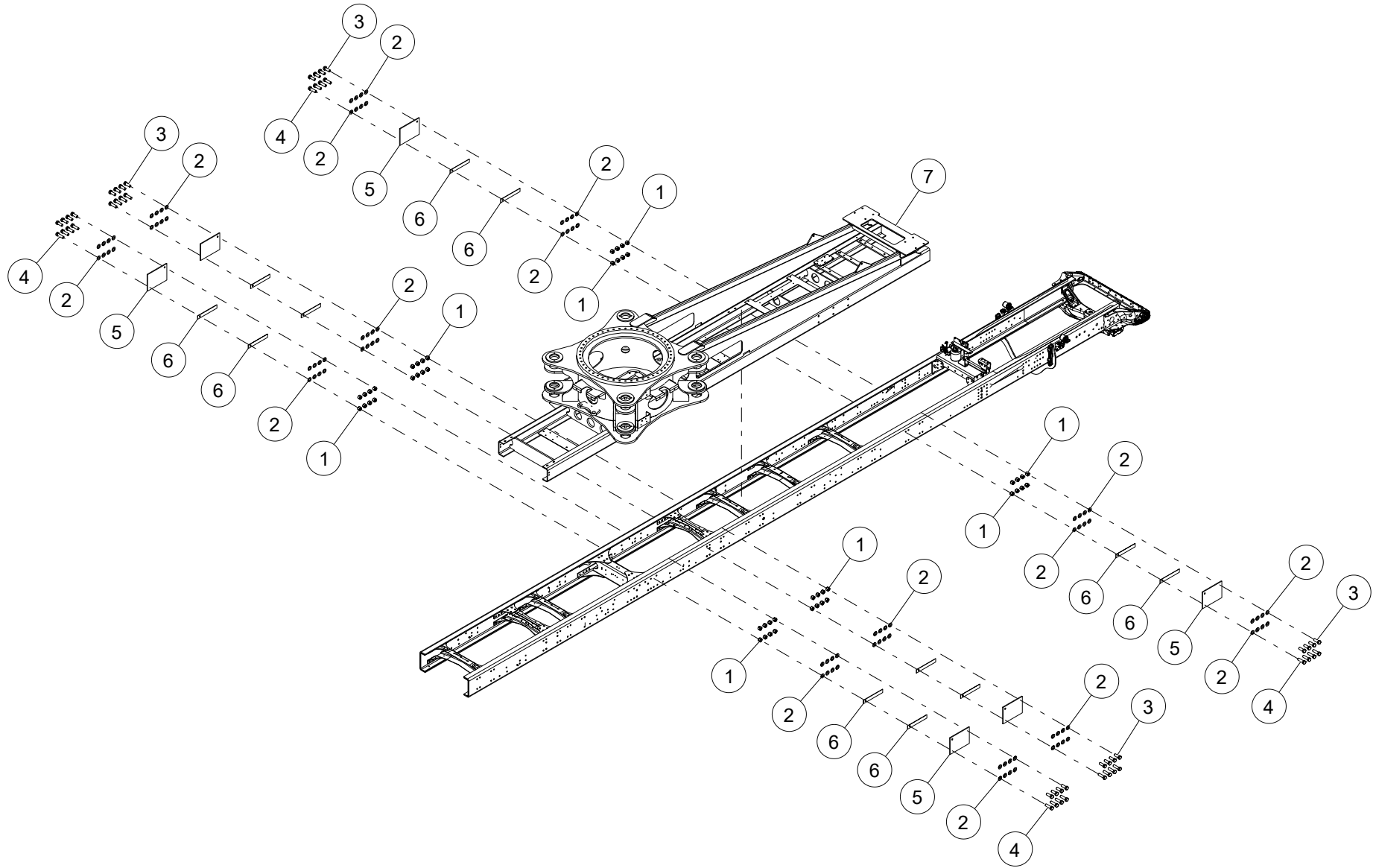


WHEN ORDERING PARTS, SPECIFY MODEL NUMBER, SERIAL NUMBER AND DESCRIPTION OF PARTS REQUIRED

BEARING INSTALLATION

ITEM	PART NUMBER	DESCRIPTION	QUANTITY	NOTES
	T108155	BEARING INSTALLATION		
1	FHCS-C875E509M0	FERRY HEAD CAP SCREW, 7/8-9 X 5 1/2 LEN, MA	48	
2	1209-61	WASHER,HRD, 0.875 Z	92	
3	T151340	BEARING, SWING	1	
4	FHCS-C875E009M0	FERRY HEAD CAP SCREW, 7/8-9 X 5 LEN, MA	44	

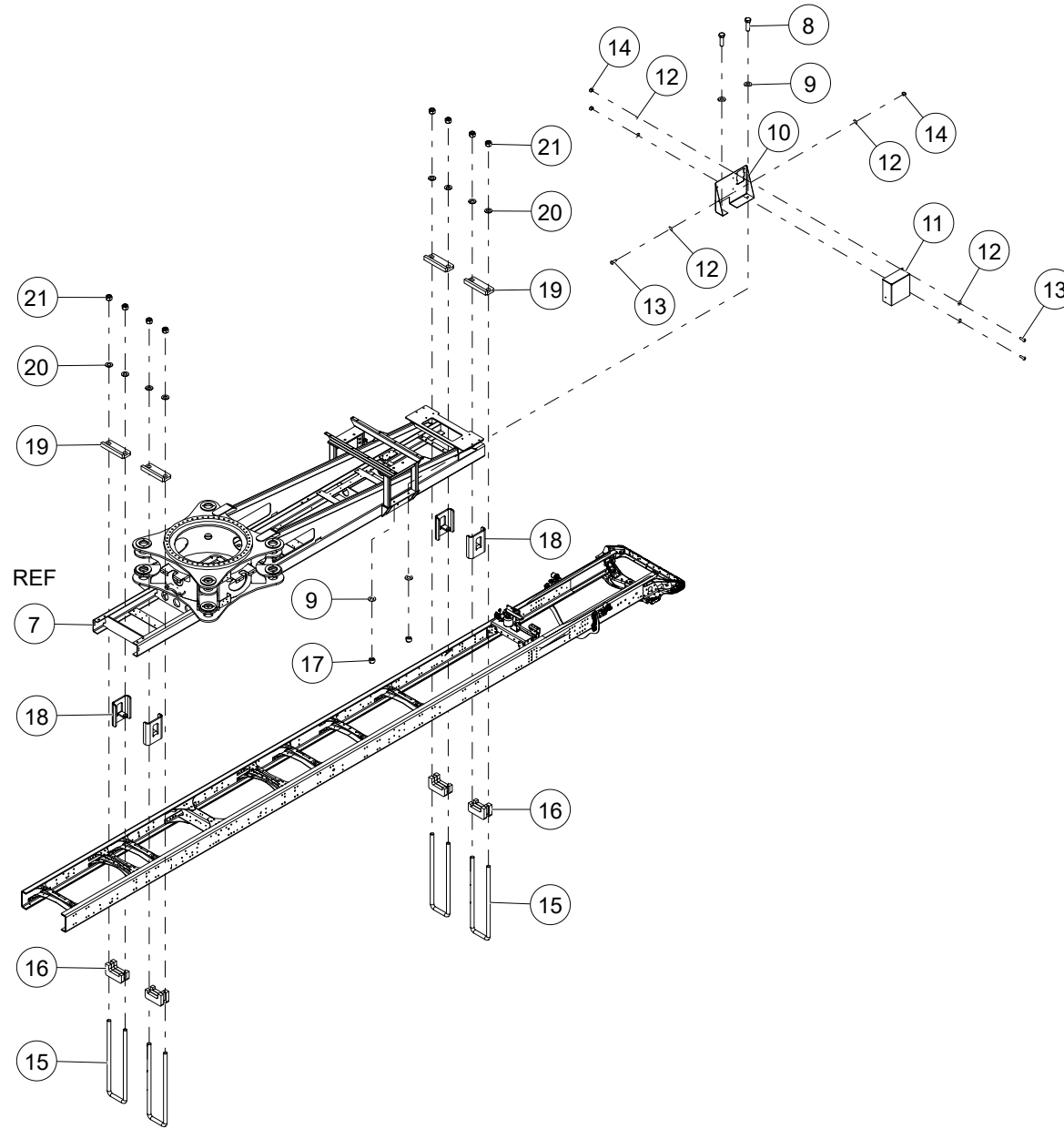
WHEN ORDERING PARTS, SPECIFY MODEL NUMBER, SERIAL NUMBER AND DESCRIPTION OF PARTS REQUIRED



WHEN ORDERING PARTS, SPECIFY MODEL NUMBER, SERIAL NUMBER AND DESCRIPTION OF PARTS REQUIRED

ITEM	PART NUMBER	DESCRIPTION	QUANTITY	NOTES
	C1041264	CENTER STRUCTURE INSTALLATION		
1	NUT3-C7500008M0	NYLON LOCK NUT, 3/4-10, GR8, MA	48	
2	WSH1-X7500008Z0	WASHER, 3/4, GR8, ZN	96	
3	HHCS-C750B008M0	HEX HEAD CAP SCREW, 3/4-10 X 2 LEN, GR8, MA	24	
4	HHCS-C750B508M0	HEX HEAD CAP SCREW, 3/4-10 X 2 1/2 LEN, GR8, MA	24	
5	C1045543	PLATE, SHEAR	6	
6	C1046211	SPACER, SHEAR PLATE	12	
7	C1041266	CENTER STRUCTURE WELDMENT	1	

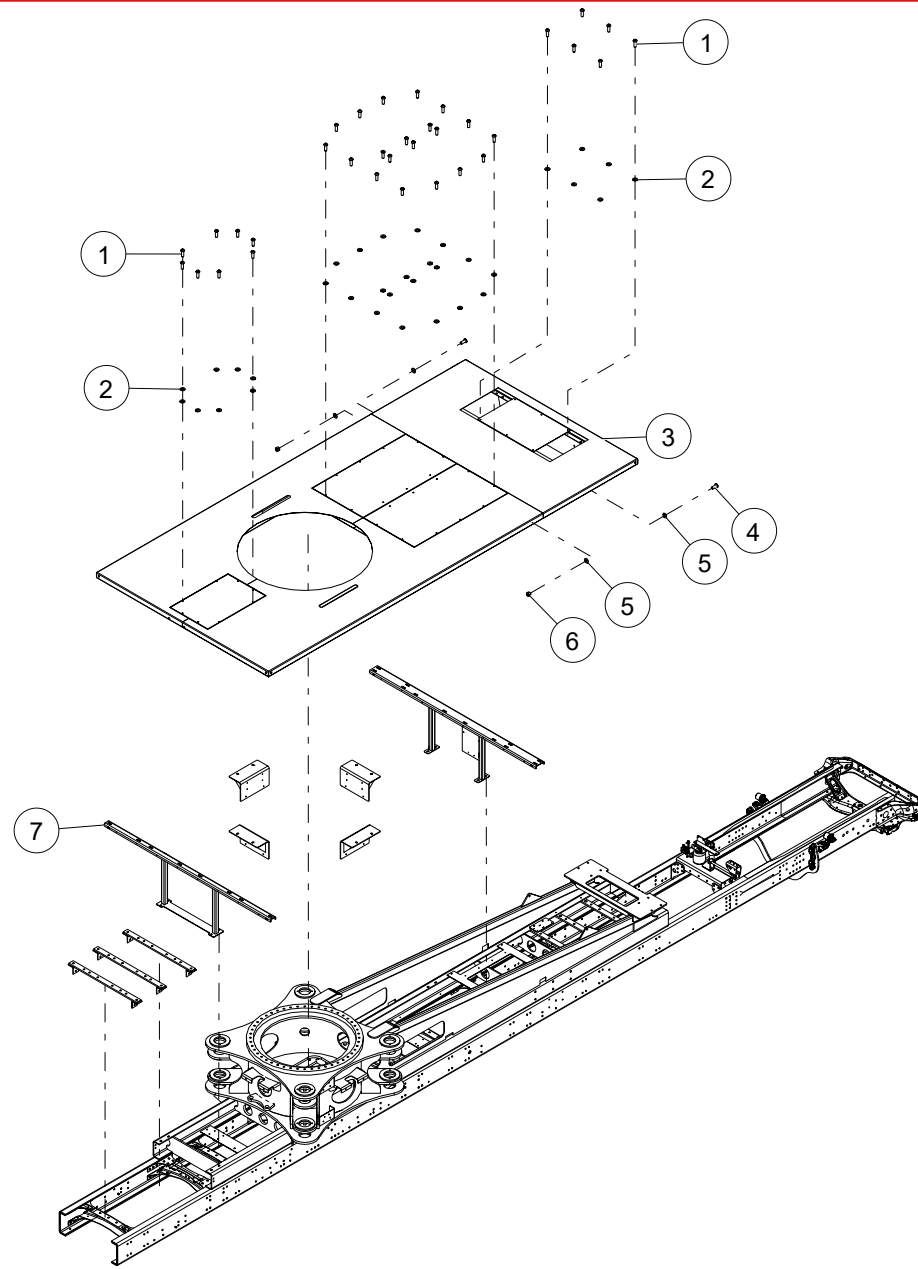
WHEN ORDERING PARTS, SPECIFY MODEL NUMBER, SERIAL NUMBER AND DESCRIPTION OF PARTS REQUIRED



WHEN ORDERING PARTS, SPECIFY MODEL NUMBER, SERIAL NUMBER AND DESCRIPTION OF PARTS REQUIRED

ITEM	PART NUMBER	DESCRIPTION	QUANTITY	NOTES
	C1041264	CENTER STRUCTURE INSTALLATION		
8	HHCS-C375A258Z0	HEX HEAD CAP SCREW, 3/8-16 X 1 1/4 LEN, GR8, ZN	2	
9	WSH2-X3750008Z0	SAE WASHER, 3/8, GR8, ZN	4	
10	1034341	ELECTRICAL MOUNT PANEL	1	
11	C1050236	CROSSOVER LOWER MODULE COVER	1	
12	WSH2-X1900008Z0	SAE WASHER, #10, GR8, ZN	6	
13	SH03-F190625BB0	SHCS BUTTON HEAD, 10-32 X 5/8 LEN, BO	3	
14	NUT3-F1900008Z0	NYLON LOCK NUT, #10-32, GR8, ZN	3	
15	1044860	U-BOLT- Ø 1.00 X 25	4	
16	T113753	SADDLE ASSY - U BOLT	4	
17	NUT1-C3750008Z0	HEX NUT, 3/8-16, GR8, ZN	2	
18	T132967	FRAME REINFORCEMENT	4	
19	T137047	PLATE, CLAMP, WELDMENT	4	
20	WSH2-XA000008Z0	SAE WASHER, 1, GR8, ZN	8	
21	NUT3-CA000008M0	NYLON LOCK NUT, 1-8, GR8, MA	8	

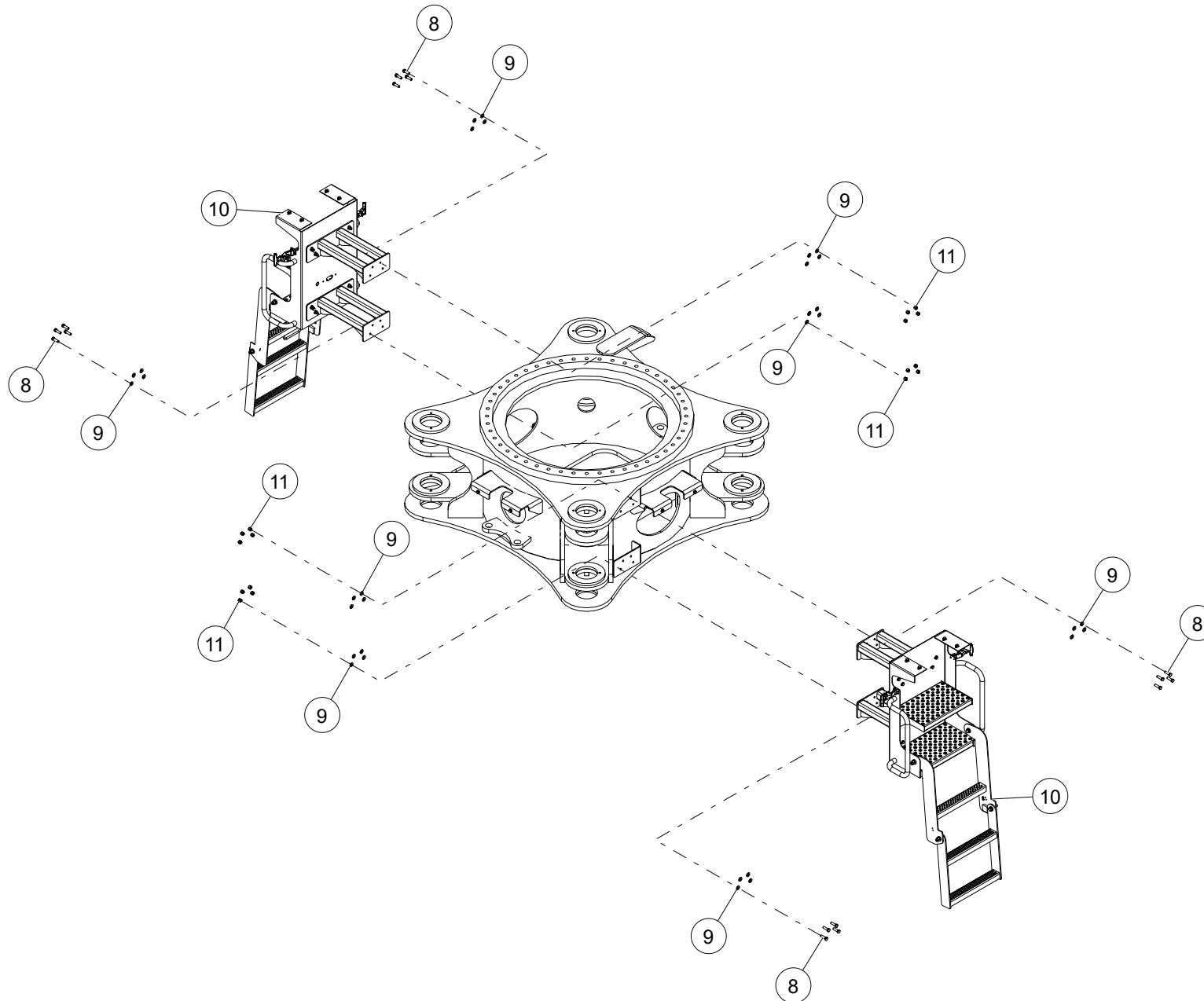
WHEN ORDERING PARTS, SPECIFY MODEL NUMBER, SERIAL NUMBER AND DESCRIPTION OF PARTS REQUIRED



WHEN ORDERING PARTS, SPECIFY MODEL NUMBER, SERIAL NUMBER AND DESCRIPTION OF PARTS REQUIRED

ITEM	PART NUMBER	DESCRIPTION	QUANTITY	NOTES
	C1041286	DECKING INSTALLATION - 45-150		
1	SH03-C313A00BB0	SHCS BUTTON HEAD, 5/16-18 X 1 LEN, BO	34	
2	WSH2-X3130008Z0	SAE WASHER, 5/16, GR8, ZN	34	
3	C1041287	DECK KIT	1	SEE PAGE 302
4	SH03-C500A25BB0	SHCS BUTTON HEAD, 1/2-13 X 1 1/4 LEN, BO	2	
5	WSH2-X5000008Z0	SAE WASHER, 1/2, GR8, ZN	4	
6	NUT3-C5000008Z0	NYLON LOCK NUT, 1/2-13, GR8, ZN	2	
7	T113262	MOUNTING KIT, DECK	1	SEE PAGE 304

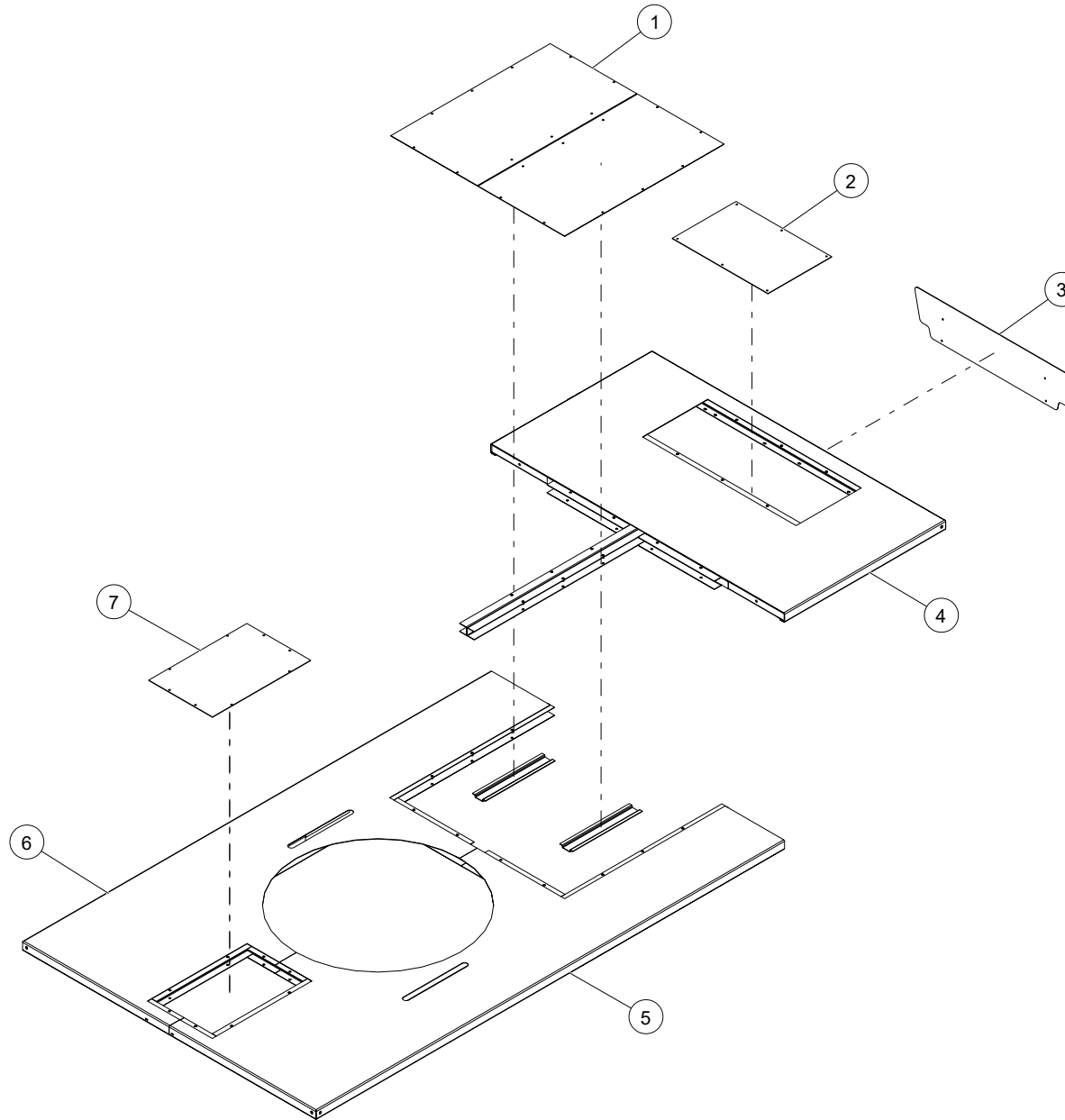
WHEN ORDERING PARTS, SPECIFY MODEL NUMBER, SERIAL NUMBER AND DESCRIPTION OF PARTS REQUIRED



WHEN ORDERING PARTS, SPECIFY MODEL NUMBER, SERIAL NUMBER AND DESCRIPTION OF PARTS REQUIRED

ITEM	PART NUMBER	DESCRIPTION	QUANTITY	NOTES
	C1041286	DECKING INSTALLATION - 45-150		
8	HHCS-C375A258Z0	HEX HEAD CAP SCREW, 3/8-16 X 1 1/4 LEN, GR8, ZN	16	
9	WSH2-X3750008Z0	SAE WASHER, 3/8, GR8, ZN	32	
10	1035135	LADDER ASSEMBLY	2	SEE PAGE 308
11	NUT3-C3750008Z0	NYLON LOCK NUT, 3/8-16, GR8, ZN	16	

WHEN ORDERING PARTS, SPECIFY MODEL NUMBER, SERIAL NUMBER AND DESCRIPTION OF PARTS REQUIRED

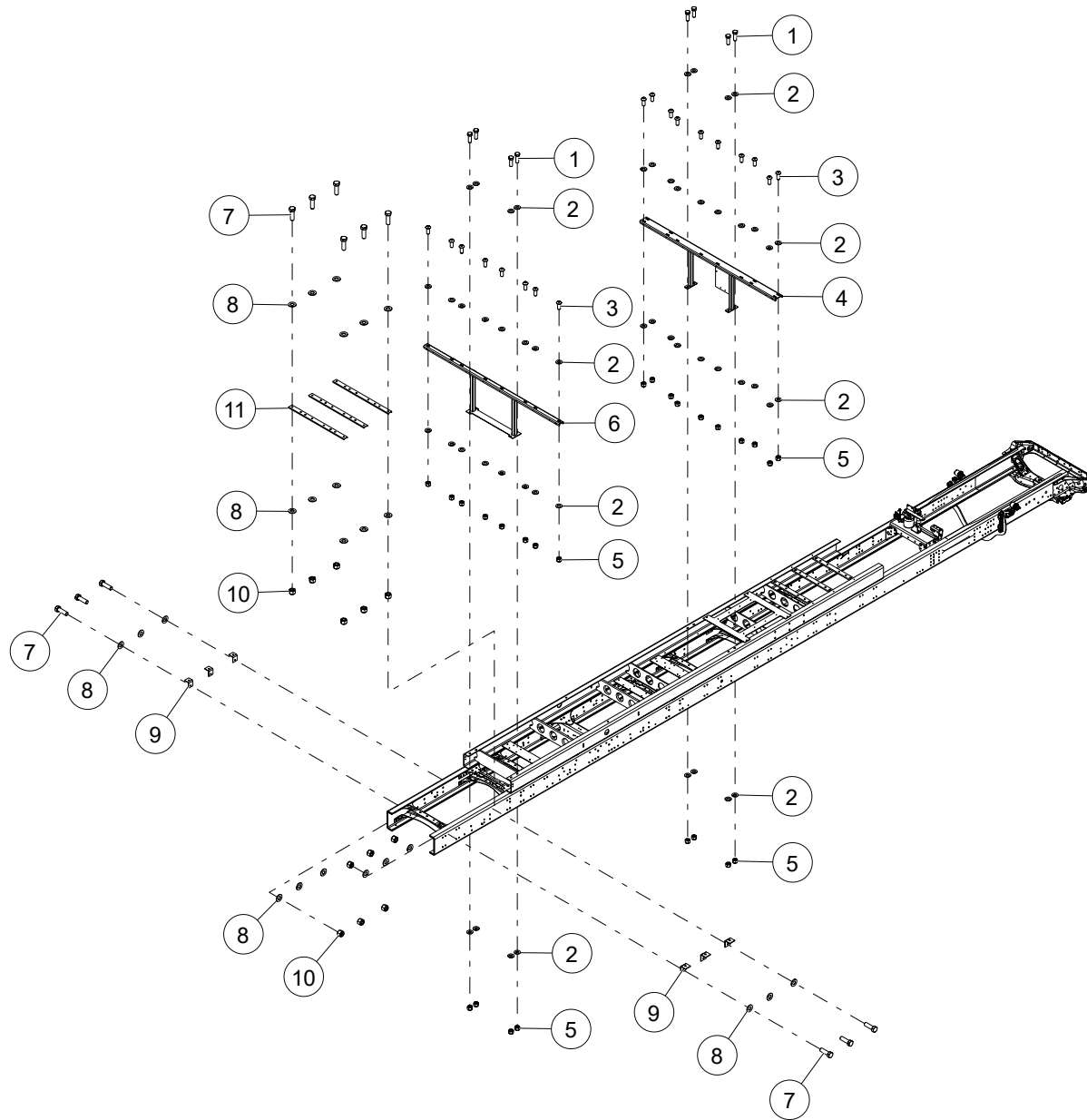


WHEN ORDERING PARTS, SPECIFY MODEL NUMBER, SERIAL NUMBER AND DESCRIPTION OF PARTS REQUIRED

DECK KIT

ITEM	PART NUMBER	DESCRIPTION	QUANTITY	NOTES
	C1041287	DECK KIT		
1	T138884	PLATE - COVERASSY	2	
2	T113212	PANELASSY, COVER- CTWT	1	
3	1035531	PLATE, FRONT COVER	1	
4	T132198	PANELASSY, FRONT	1	
5	T132280	PANELASSY, RH	1	
6	T132278	PANELASSY, LH	1	
7	T132210	PLATE - COVERASSY	1	

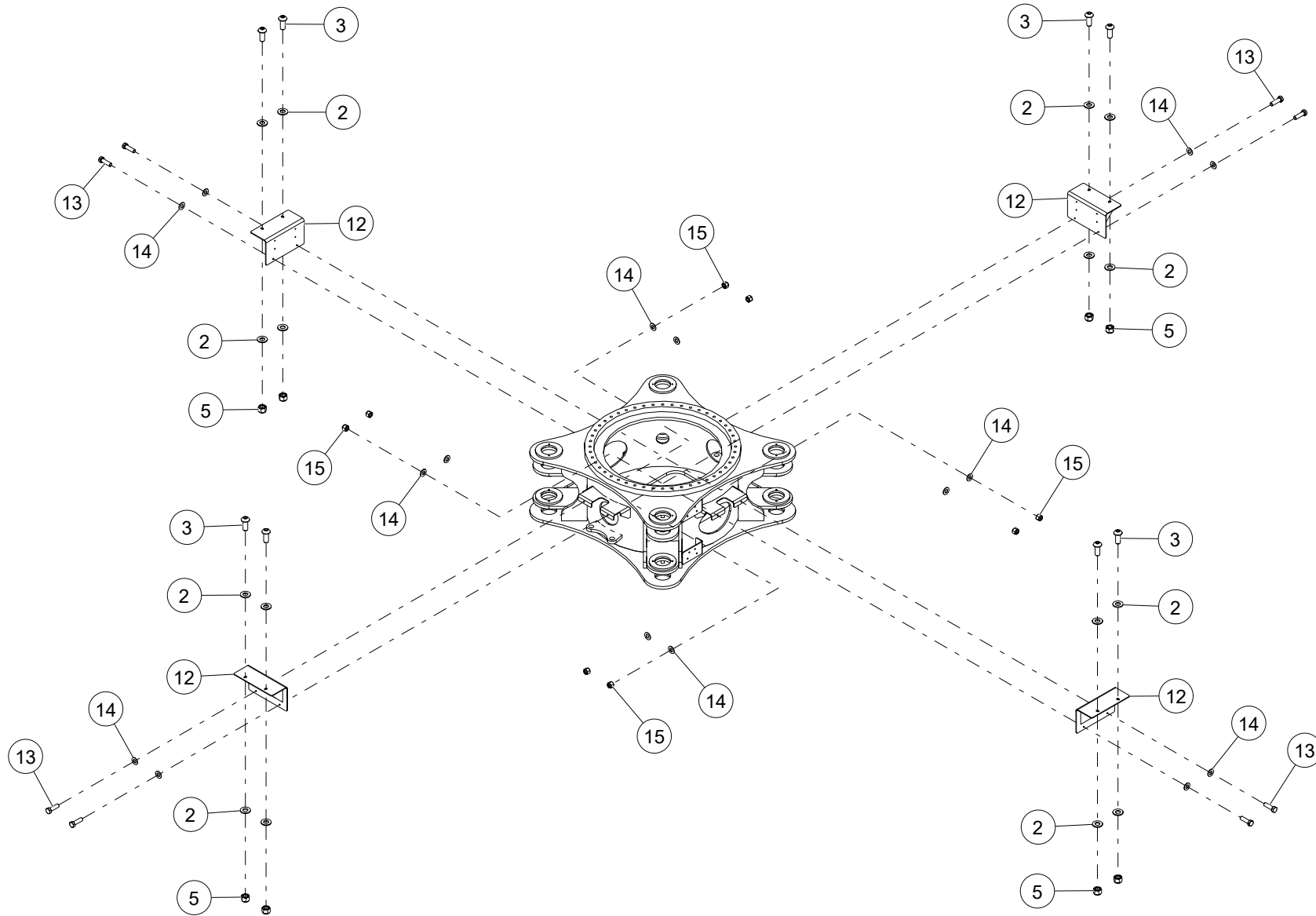
WHEN ORDERING PARTS, SPECIFY MODEL NUMBER, SERIAL NUMBER AND DESCRIPTION OF PARTS REQUIRED



WHEN ORDERING PARTS, SPECIFY MODEL NUMBER, SERIAL NUMBER AND DESCRIPTION OF PARTS REQUIRED

ITEM	PART NUMBER	DESCRIPTION	QUANTITY	NOTES
	T113262	MOUNTING KIT, DECK		
1	HHCS-C500A508Z0	HEX HEAD CAP SCREW, 1/2-13 X 1 1/2 LEN, GR8, ZN	8	
2	WSH2-X5000008Z0	SAE WASHER, 1/2, GR8, ZN	52	Total 68 in MOUNTING KIT, DECK
3	SH03-C500A25BB0	SHCS BUTTON HEAD, 1/2-13 X 1 1/4 LEN, BO	18	Total 26 in MOUNTING KIT, DECK
4	T113157	MOUNT ASSY, DECK	1	
5	NUT3-C5000008Z0	NYLON LOCK NUT, 1/2-13, GR8, ZN	26	Total 34 in MOUNTING KIT, DECK
6	T113161	MOUNT ASSY, REAR	1	
7	HHCS-C625B008M0	HEX HEAD CAP SCREW, 5/8-11 X 2 LEN, GR8, MA	12	
8	WSH2-X6250008Z0	SAE WASHER, 5/8, GR8, ZN	24	
9	T118712	BRACKET, CHANNEL MOUNT	6	
10	NUT3-C6250008M0	NYLON LOCK NUT, 5/8-11, GR8, MA	12	
11	T118692	CHANNEL, 2.50 X 40.0 X 2.27	3	

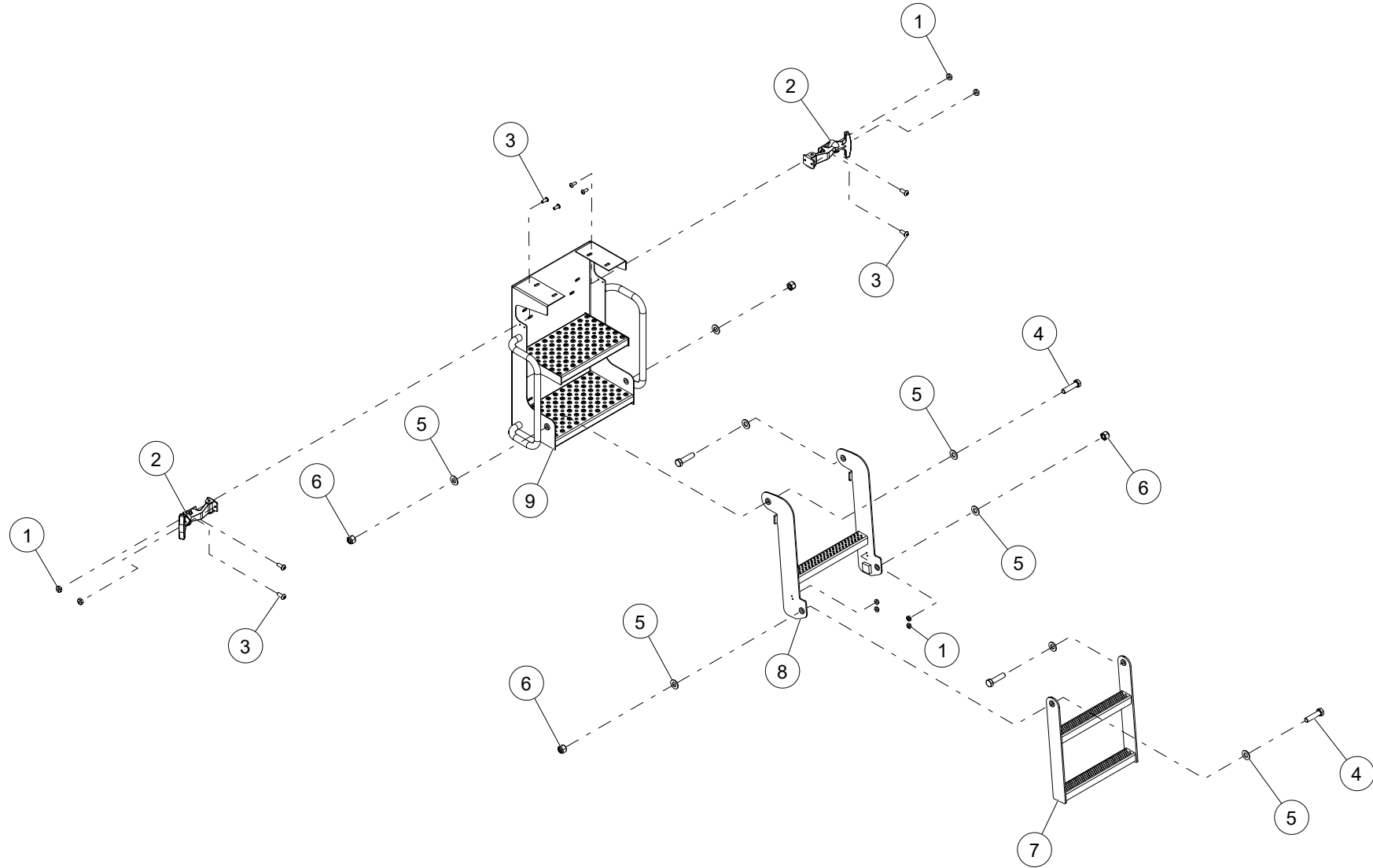
WHEN ORDERING PARTS, SPECIFY MODEL NUMBER, SERIAL NUMBER AND DESCRIPTION OF PARTS REQUIRED



WHEN ORDERING PARTS, SPECIFY MODEL NUMBER, SERIAL NUMBER AND DESCRIPTION OF PARTS REQUIRED

ITEM	PART NUMBER	DESCRIPTION	QUANTITY	NOTES
	T113262	MOUNTING KIT, DECK		
12	T113168	BRACKET ASSY, MOUNT	4	
13	HHCS-C375A258Z0	HEX HEAD CAP SCREW, 3/8-16 X 1 1/4 LEN, GR8, ZN	8	
14	WSH2-X3750008Z0	SAE WASHER, 3/8, GR8, ZN	16	
15	NUT3-C3750008Z0	NYLON LOCK NUT, 3/8-16, GR8, ZN	8	

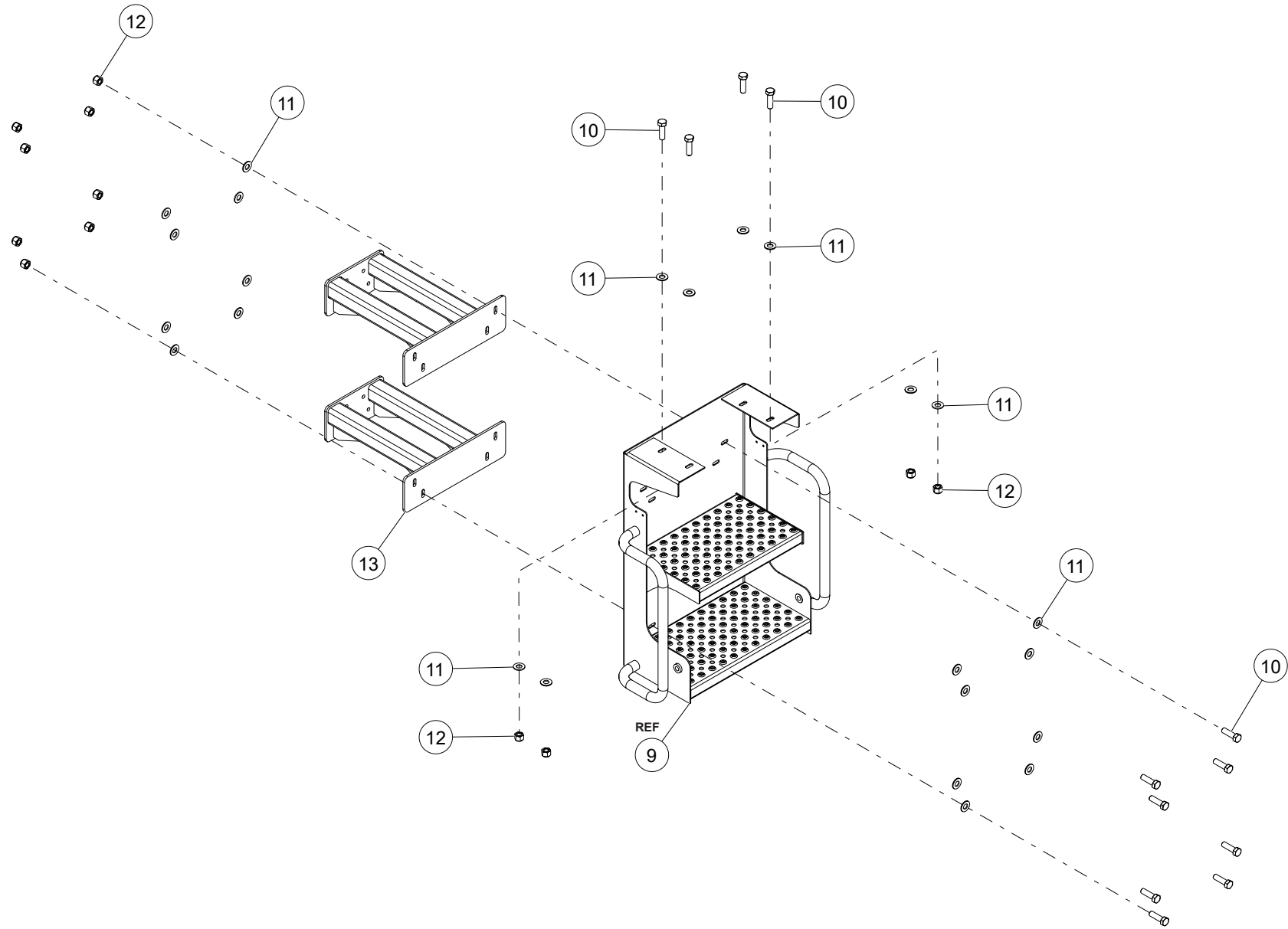
WHEN ORDERING PARTS, SPECIFY MODEL NUMBER, SERIAL NUMBER AND DESCRIPTION OF PARTS REQUIRED



WHEN ORDERING PARTS, SPECIFY MODEL NUMBER, SERIAL NUMBER AND DESCRIPTION OF PARTS REQUIRED

ITEM	PART NUMBER	DESCRIPTION	QUANTITY	NOTES
	1035135	LADDER ASSEMBLY		
1	N23-190C000-20	NUT, HEX, MACH 10-24, ST SQC	8	
2	T117679	LATCH	2	
3	SH03-C190500BB0	SHCS BUTTON HEAD, 10-24 X 1/2 LEN, BO	8	
4	NUT3-C5000008Z0	NYLON LOCK NUT, 1/2-13, GR8, ZN	4	
5	WSH1-X5000008Z0	WASHER, 1/2, GR8, ZN	8	
6	1033330	UPPER LADDER ASSEMBLY	1	
7	T134365	LOWER LADDER ASSEMBLY	1	
8	HHCS-C500B008Z0	HEX HEAD CAP SCREW, 1/2-13 X 2 LEN, GR8, ZN	4	
9	T135120	LOWER STEP ASSY, LADDER	1	

WHEN ORDERING PARTS, SPECIFY MODEL NUMBER, SERIAL NUMBER AND DESCRIPTION OF PARTS REQUIRED

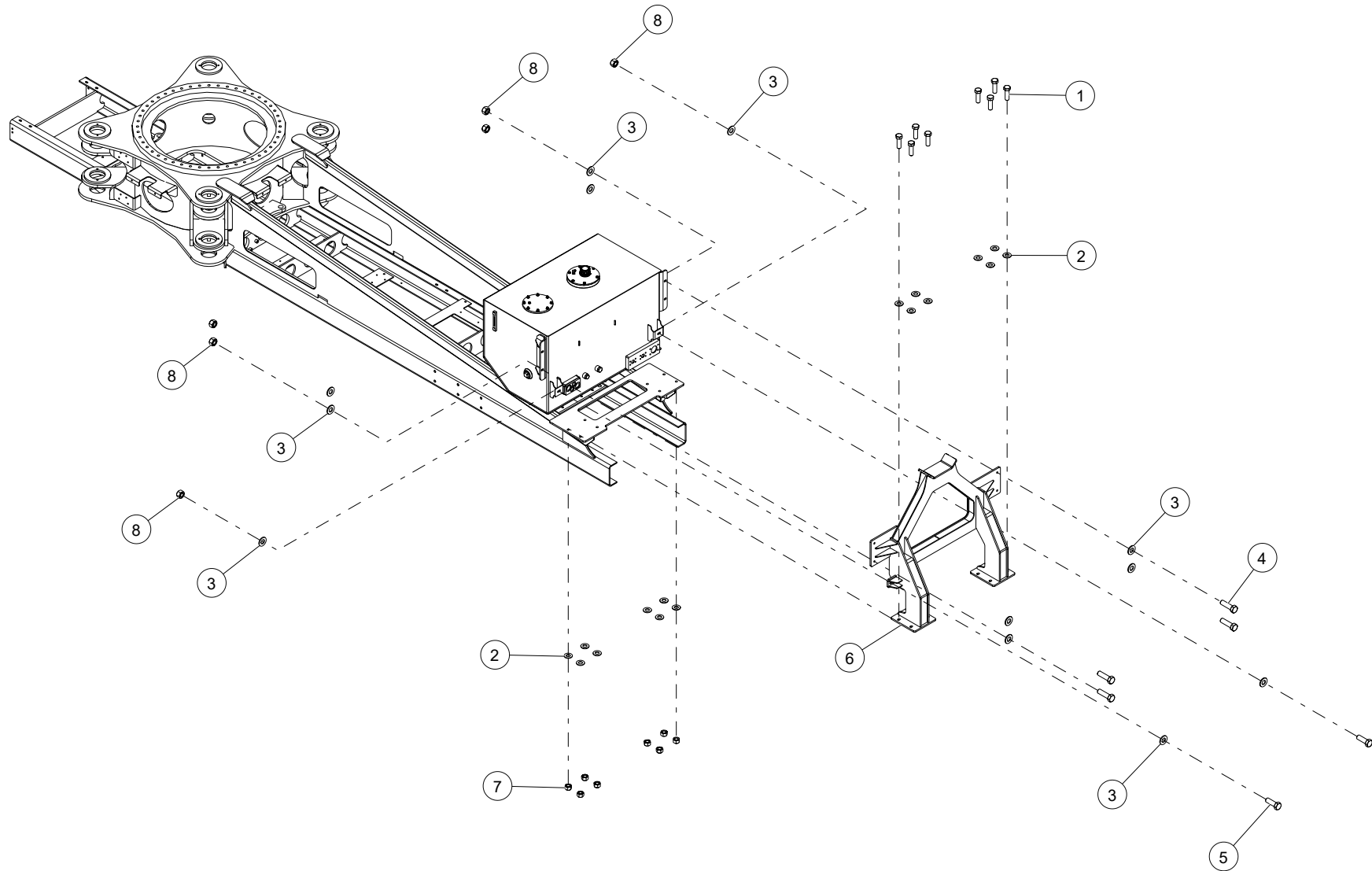


WHEN ORDERING PARTS, SPECIFY MODEL NUMBER, SERIAL NUMBER AND DESCRIPTION OF PARTS REQUIRED

ITEM	PART NUMBER	DESCRIPTION	QUANTITY	NOTES
	1035135	LADDER ASSEMBLY		
10	HHCS-C375A255Z1	HEX HEAD CAP SCREW, 3/8-16 X 1 1/4 LEN, GR5, ZN, FULL THREAD	12	
11	WSH1-X3750008Z0	WASHER, 3/8, GR8, ZN	24	
12	NUT3-C3750005Z0	NYLON LOCK NUT, 3/8-16, GR5, ZN	12	
13	T117380	LADDER SUPPORT, UPPER	2	

WHEN ORDERING PARTS, SPECIFY MODEL NUMBER, SERIAL NUMBER AND DESCRIPTION OF PARTS REQUIRED

BOOM REST ASSY W/ TANK



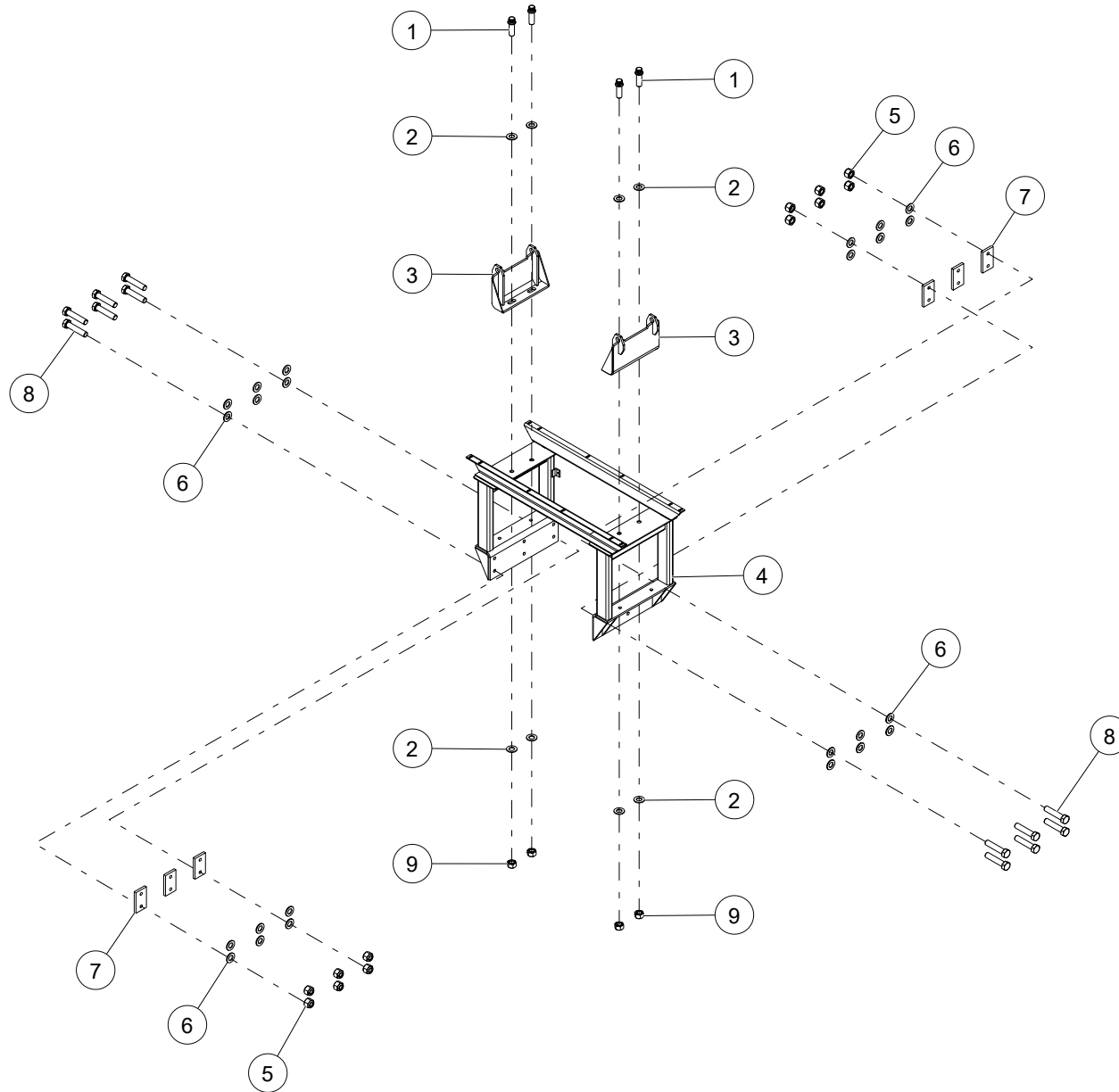
WHEN ORDERING PARTS, SPECIFY MODEL NUMBER, SERIAL NUMBER AND DESCRIPTION OF PARTS REQUIRED

BOOM REST ASSY W/ TANK

ITEM	PART NUMBER	DESCRIPTION	QUANTITY	NOTES
	C1047138	BOOM REST ASSY W/ TANK		
1	HHCS-C625B008M0	HEX HEAD CAP SCREW, 5/8-11 X 2 LEN, GR8, MA	8	
2	WSH2-X6250008Z0	SAE WASHER, 5/8, GR8, ZN	16	
3	WSH2-X5000008Z0	SAE WASHER, 1/2, GR8, ZN	12	
4	HHCS-C500A758Z0	HEX HEAD CAP SCREW, 1/2-13 X 1 3/4 LEN, GR8, ZN	4	
5	HHCS-C500A508Z0	HEX HEAD CAP SCREW, 1/2-13 X 1 1/2 LEN, GR8, ZN	2	
6	1041594	BOOM REST ASSEMBLY	1	
7	NUT1-C6250008M0	HEX NUT, 5/8-11, GR8, MA	8	
8	NUT1-C5000008Z0	HEX NUT, 1/2-13, GR8, ZN	6	

WHEN ORDERING PARTS, SPECIFY MODEL NUMBER, SERIAL NUMBER AND DESCRIPTION OF PARTS REQUIRED

COUNTER WEIGHT RACK INSTALLATION



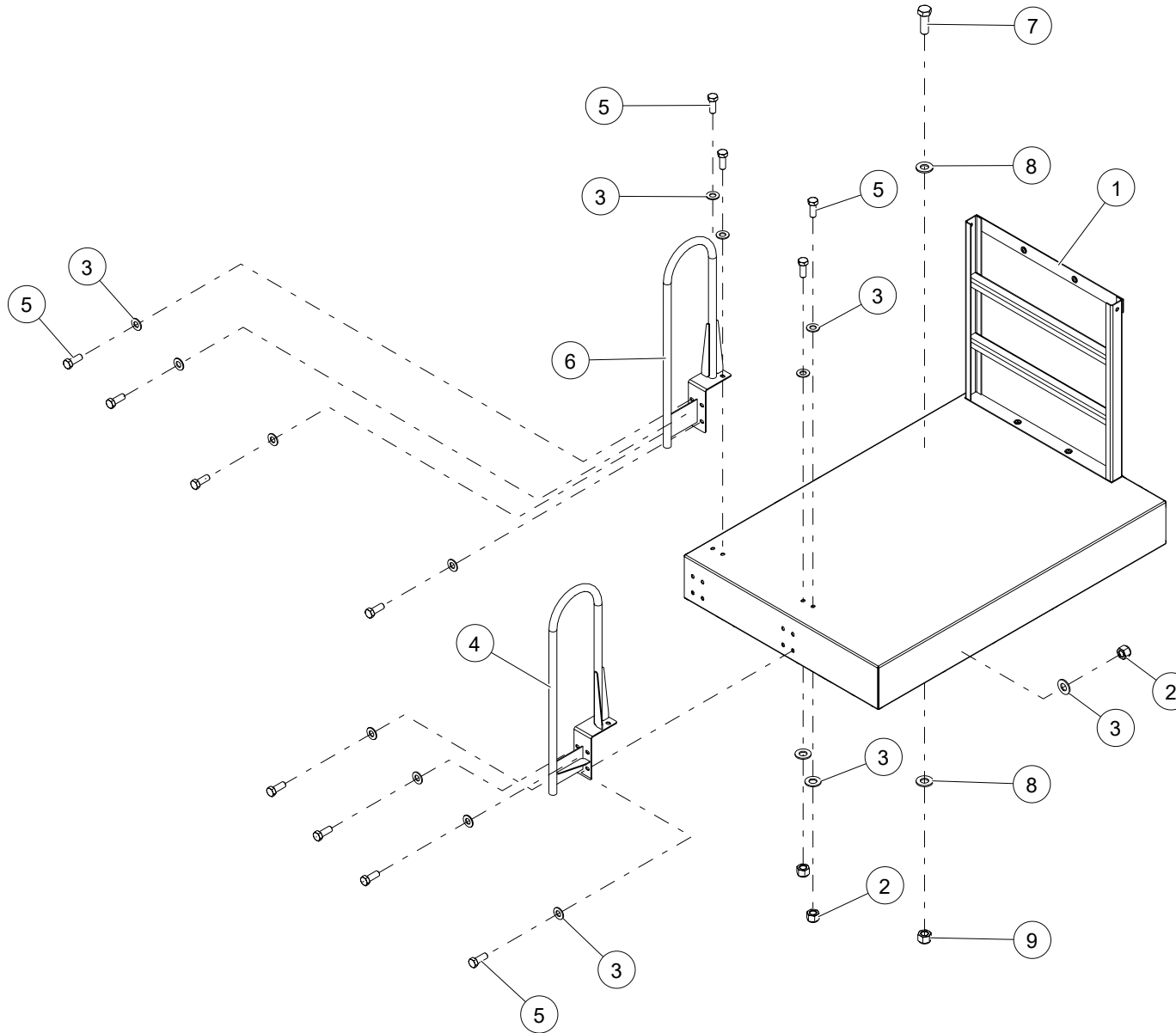
WHEN ORDERING PARTS, SPECIFY MODEL NUMBER, SERIAL NUMBER AND DESCRIPTION OF PARTS REQUIRED

COUNTER WEIGHT RACK INSTALLATION

ITEM	PART NUMBER	DESCRIPTION	QUANTITY	NOTES
	1029843	COUNTER WEIGHT RACK INSTALLATION		
1	FHCS-C875B509R0	FERRY HEAD CAP SCREW, 7/8-9 X 2 1/2 LEN, NF	4	
2	WSH2-X8750008Z0	SAE WASHER, 7/8, GR8, ZN	8	
3	1029862	CTWT MOUNT	2	
4	1029866	COUNTER WEIGHT RACK WELDMENT	1	
5	NUT3-C7500008Z0	NYLON LOCK NUT, 3/4-10, GR8, ZN	12	
6	WSH2-X7500008Z0	SAE WASHER, 3/4, GR8, ZN	24	
7	T117460	SPACER, CWT RACK MOUNTING	6	
8	HHCS-C750C508Z0	HEX HEAD CAP SCREW, 3/4-10 X 3 1/2 LEN, GR8, ZN	12	
9	NUT1-C8750008Z0	HEX NUT, 7/8-9, GR8, ZN	4	

WHEN ORDERING PARTS, SPECIFY MODEL NUMBER, SERIAL NUMBER AND DESCRIPTION OF PARTS REQUIRED

PLATFORM INSTALLATION

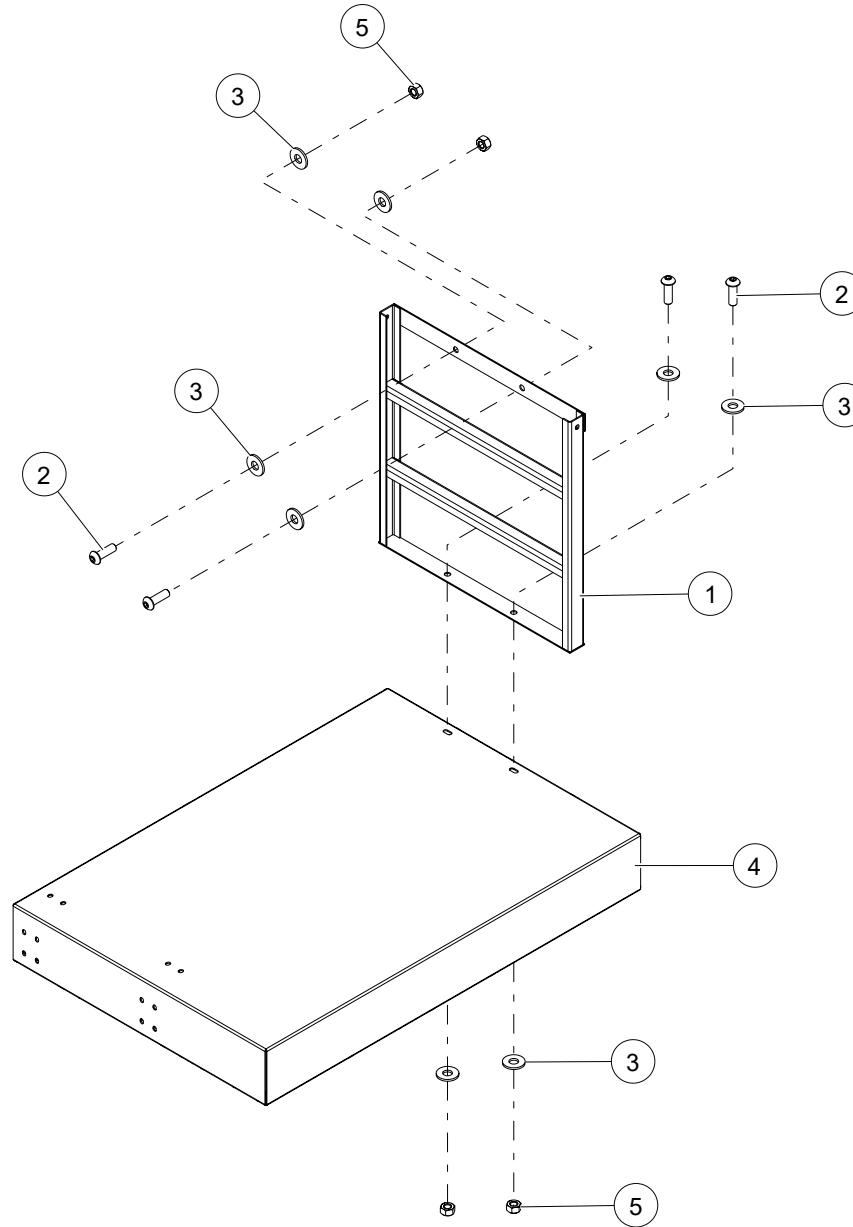


WHEN ORDERING PARTS, SPECIFY MODEL NUMBER, SERIAL NUMBER AND DESCRIPTION OF PARTS REQUIRED

PLATFORM INSTALLATION

ITEM	PART NUMBER	DESCRIPTION	QUANTITY	NOTES
	T119960	PLATFORM INSTALLATION		
1	T113145	PLATFORM ASSEMBLY	1	SEE PAGE 318
2	NUT3-C3750005Z0	NYLON LOCK NUT, 3/8-16, GR5, ZN	12	
3	WSH1-X3750008Z0	WASHER, 3/8, GR8, ZN	24	
4	T123671	HANDRAIL ASSEMBLY, REAR RH	1	
5	HHCS-C375A005Z0	HEX HEAD CAP SCREW, 3/8-16 X 1 LEN, GR5, ZN	12	
6	T123669	HANDRAIL ASSEMBLY, REAR LH	1	
7	HHCS-C500A505Z0	HEX HEAD CAP SCREW, 1/2-13 X 1 1/2 LEN, GR5, ZN	6	
8	WSH1-X5000008Z0	WASHER, 1/2, GR8, ZN	12	
9	NUT3-C5000005Z0	NYLON LOCK NUT, 1/2-13, GR5, ZN	6	

WHEN ORDERING PARTS, SPECIFY MODEL NUMBER, SERIAL NUMBER AND DESCRIPTION OF PARTS REQUIRED



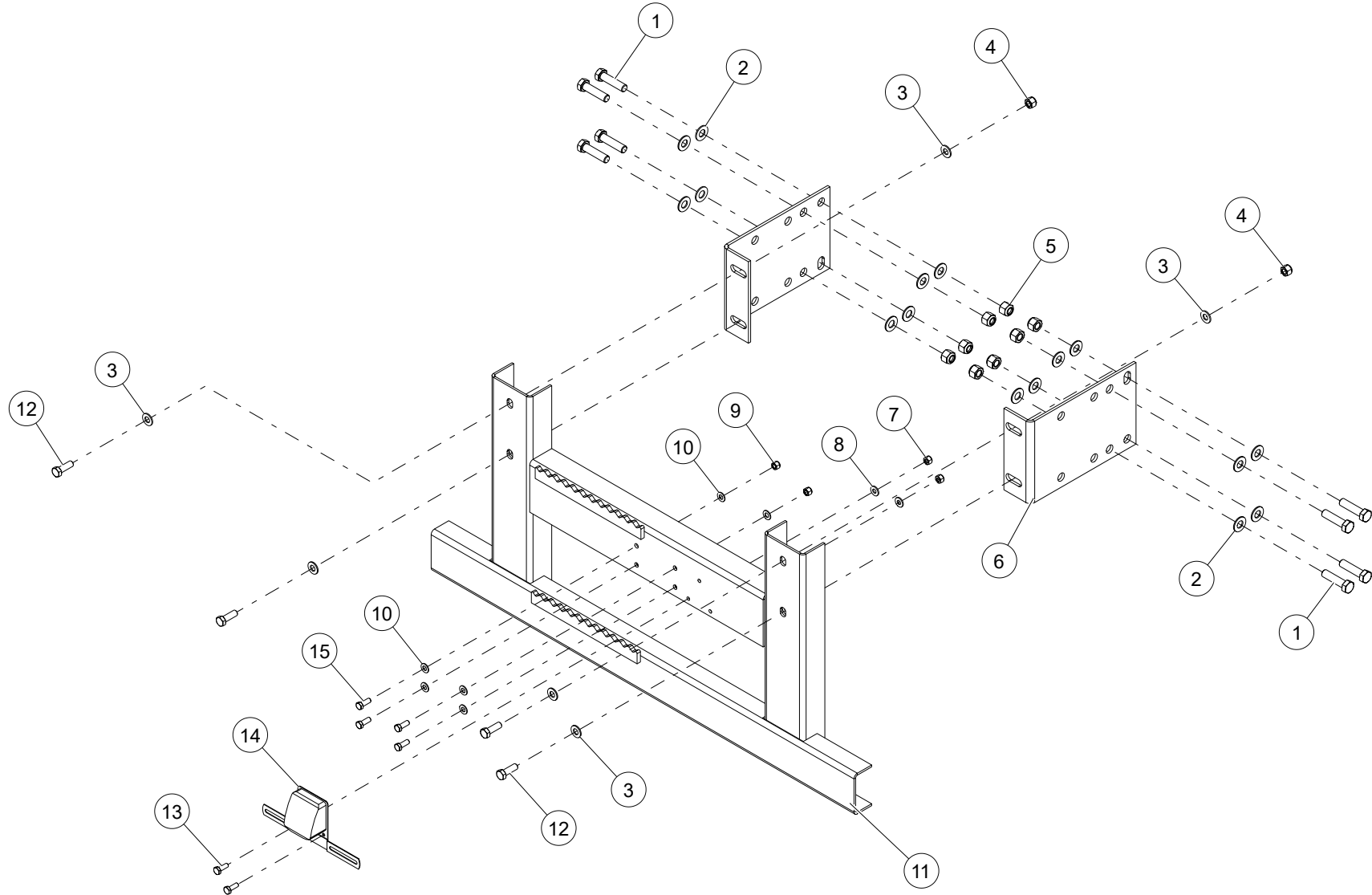
WHEN ORDERING PARTS, SPECIFY MODEL NUMBER, SERIAL NUMBER AND DESCRIPTION OF PARTS REQUIRED

PLATFORM ASSEMBLY

ITEM	PART NUMBER	DESCRIPTION	QUANTITY	NOTES
	T113145	PLATFORM ASSEMBLY		
1	T114096	LADDER ASSY, UPPER	1	
2	SH03-C313A00BB0	SHCS BUTTON HEAD, 5/16-18 X 1 LEN, BO	4	
3	WSH3-X3130008Z0	FENDER WASHER, 5/16, GR8, ZN	8	
4	T113156	PLATFORM, LOWER REAR	1	
5	NUT1-C3130005Z0	HEX NUT, 5/16-18, GR5, ZN	4	

WHEN ORDERING PARTS, SPECIFY MODEL NUMBER, SERIAL NUMBER AND DESCRIPTION OF PARTS REQUIRED

REAR BUMPER ASSEMBLY

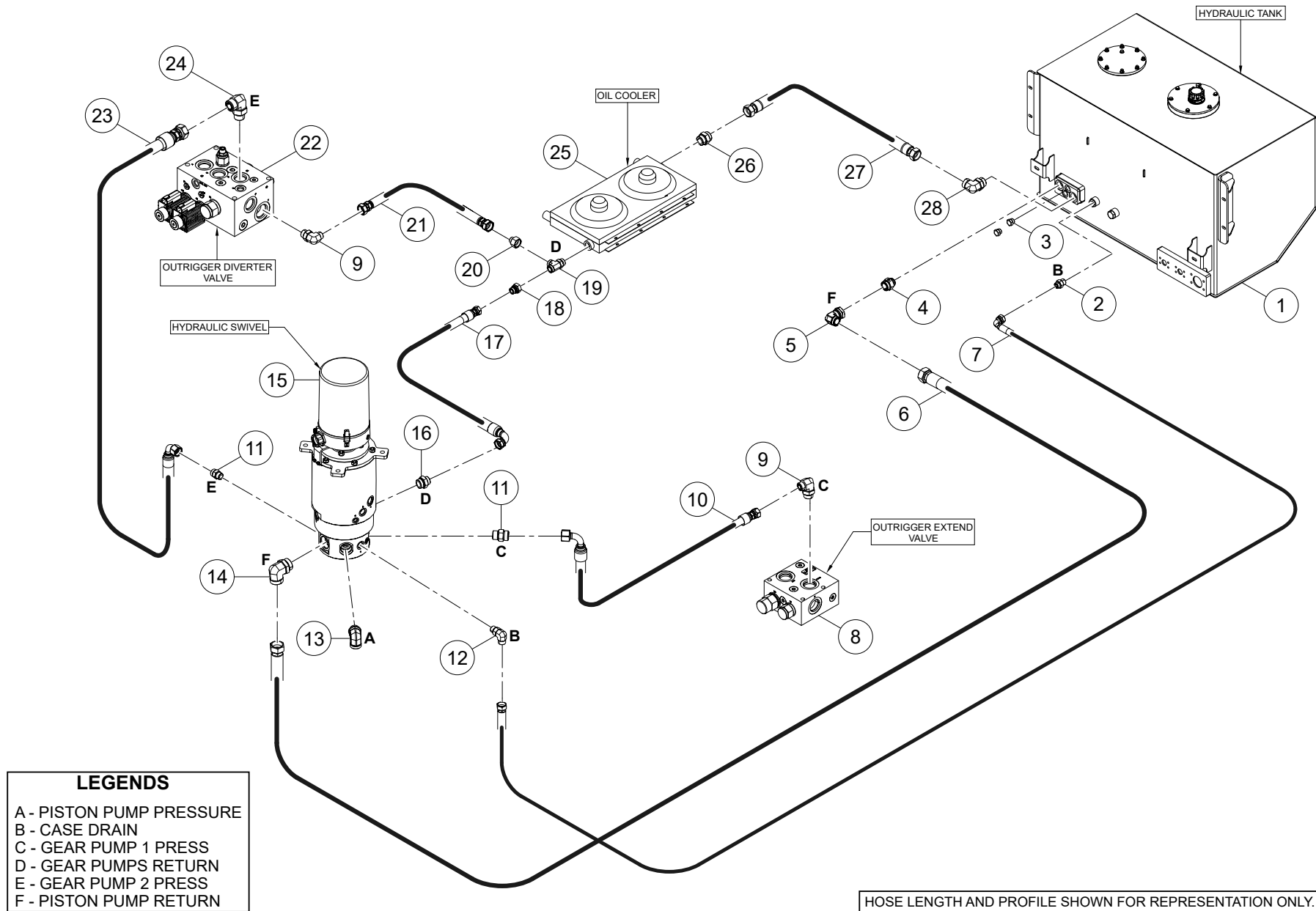


WHEN ORDERING PARTS, SPECIFY MODEL NUMBER, SERIAL NUMBER AND DESCRIPTION OF PARTS REQUIRED

REAR BUMPER ASSEMBLY

ITEM	PART NUMBER	DESCRIPTION	QUANTITY	NOTES
	T122108	REAR BUMPER ASSEMBLY		
1	HHCS-C625B508M0	HEX HEAD CAP SCREW, 5/8-11 X 2 1/2 LEN, GR8, MA	8	
2	WSH1-X6250008Z0	WASHER, 5/8, GR8, ZN	16	
3	WSH2-X5000008Z0	SAE WASHER, 1/2, GR8, ZN	8	
4	NUT3-C5000005Z0	NYLON LOCK NUT, 1/2-13, GR5, ZN	4	
5	NUT3-C6250002M0	NYLON LOCK NUT, 5/8-11, GR2, MA	8	
6	T122109	BRACKET, LH, BUMPER	2	
7	NUT3-C2500005Z0	NYLON LOCK NUT, 1/4-20, GR5, ZN	2	
8	WSH1-X2500008Z0	WASHER, 1/4, GR8, ZN	2	
9	NUT3-C3750005Z0	NYLON LOCK NUT, 3/8-16, GR5, ZN	4	
10	WSH1-X3750008Z0	WASHER, 3/8, GR8, ZN	8	
11	T122111	BUMPER WELDMENT	1	
12	HHCS-C500A505Z0	HEX HEAD CAP SCREW, 1/2-13 X 1 1/2 LEN, GR5, ZN	4	
13	HHCS-C2507505Z0	HEX HEAD CAP SCREW, 1/4-20 X 3/4 LEN, GR5, ZN	2	
14	11731	LAMP, LICENSE PLATE W/ BRKT	1	
15	HHCS-C375A005Z0	HEX HEAD CAP SCREW, 3/8-16 X 1 LEN, GR5, ZN	4	

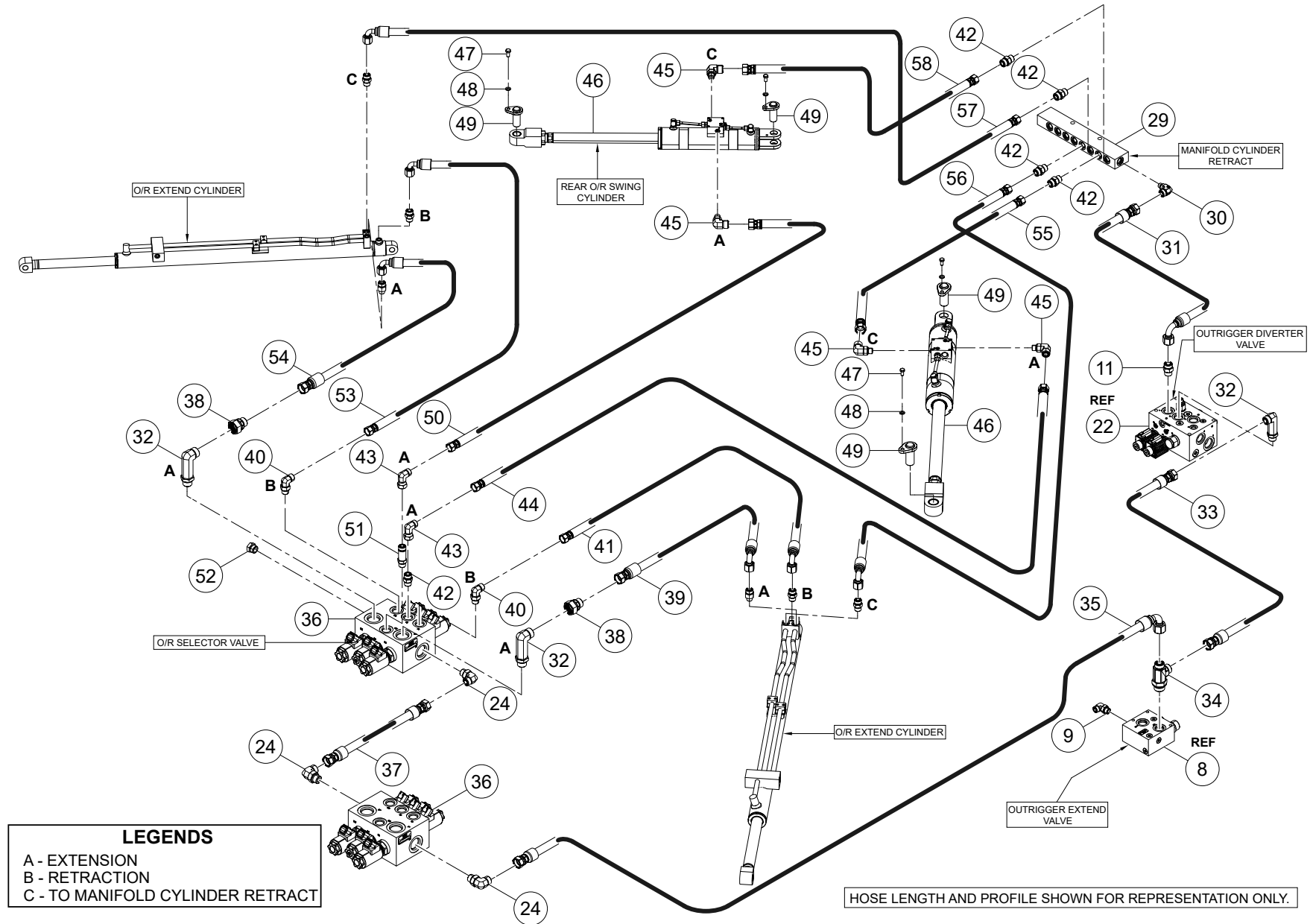
WHEN ORDERING PARTS, SPECIFY MODEL NUMBER, SERIAL NUMBER AND DESCRIPTION OF PARTS REQUIRED



WHEN ORDERING PARTS, SPECIFY MODEL NUMBER, SERIAL NUMBER AND DESCRIPTION OF PARTS REQUIRED

ITEM	PART NUMBER	DESCRIPTION	QUANTITY	NOTES
	C1041288	LOWER HYDRAULICS		
1	C1047125	HYDRAULIC TANK ASSY	1	
2	1010083	ADAPTER,MOFS-10/MORB-12	1	
3	1019670	PLUG, HEX, ORB-12	2	
4	1010100	ADAPTER,MOFS-24/MORB-20	1	
5	1013942	ELBOW,90,FOFS-SW-24/MOFS-24	1	
6	C1053617	HOSE,-24,300,FOFS-24SW/FOFS-24SW,211.75	1	
7	C1053615	HOSE,-10,300,FOFS-10SW/90FOFS-10SW,209.5	1	
8	1007213	VALVE, OUTRIGGER EXTEND	1	
9	1014020	ELBOW, 90, MOFS-12/MORB-16	2	Total 3 in LOWER HYDRAULICS
10	1031398	HOSE,-12,3000,FOFS-12SW/90FOFS-12SW,48.5	1	
11	1010088	ADAPTER,MOFS-12/MORB-12	2	Total 3 in LOWER HYDRAULICS
12	1014012	ELBOW,90,MOFS-10/MORB-10	1	
13	1014062	ELBOW,90,MOFS-24/MORB-20	1	
14	1014029	ELBOW,90,MOFS-24/MORB-24	1	
15	1007219	HYDRAULIC SWIVEL	1	
16	1010097	ADAPTER,MOFS-16/MORB-20	1	
17	1031395	HOSE,-16,300,FOFS-16SW/90FOFS-16SW,109.5	1	
18	1010025	ADAPTER,FOFS-20/MOFS-16	1	
19	1018089	TEE,MOFS-20/MORB-20/MOFS-20	1	
20	1010023	ADAPTER,FOFS-20/MOFS-12	1	
21	1031391	HOSE,-12,300,FOFS-12SW/FOFS-12SW, 39.0	1	
22	1008283	VALVE, DIVERTER	1	
23	1031396	HOSE,-12,4000,FOFS-12SW/90FOFS-12SW,84.25	1	
24	1014019	ELBOW, 90, MOFS-12/MORB-12	1	Total 4 in LOWER HYDRAULICS
25	T113593	OIL COOLER	1	
26	1010098	ADAPTER,MOFS-20/MORB-20	1	
27	C1053616	HOSE,-20,300,FOFS-20SW/FOFS-20SW,65.0	1	
28	1014026	ELBOW,90,MOFS-20/MORB-20	1	

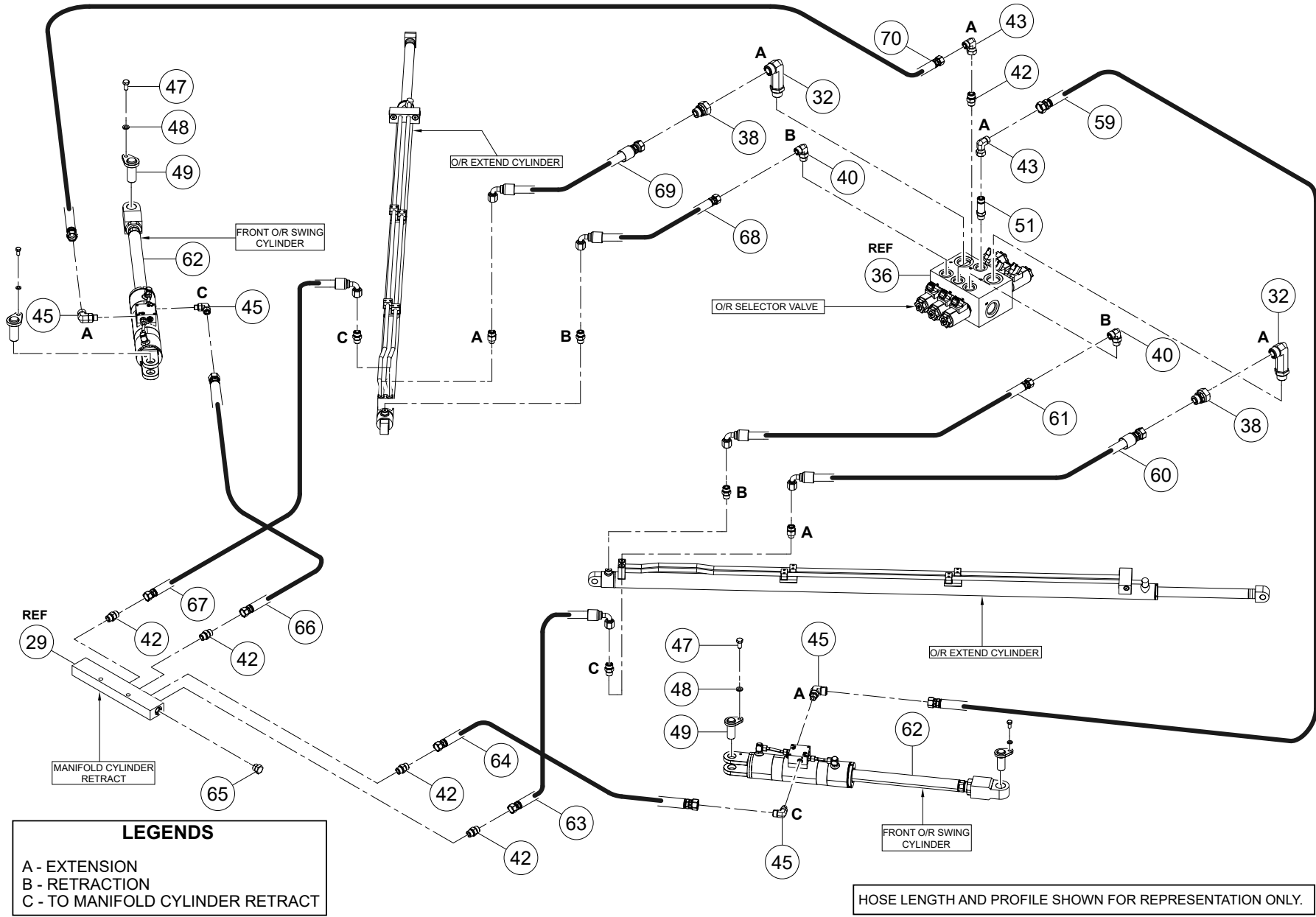
WHEN ORDERING PARTS, SPECIFY MODEL NUMBER, SERIAL NUMBER AND DESCRIPTION OF PARTS REQUIRED



WHEN ORDERING PARTS, SPECIFY MODEL NUMBER, SERIAL NUMBER AND DESCRIPTION OF PARTS REQUIRED

ITEM	PART NUMBER	DESCRIPTION	QUANTITY	NOTES
	C1041288	LOWER HYDRAULICS		
29	T111005	MANIFOLD, CYLINDER RETRACT	1	
30	1014016	ELBOW,90,MOFS-12/MORB-8	1	
31	1031389	HOSE,-12,3000,FOFS-12SW/90FOFS-12SW,108.5	1	
32	1014018	ELBOW,90,MOFS-12/MORB-12, L	3	Total 5 in LOWER HYDRAULICS
33	1031392	HOSE,-12,3000,FOFS-12SW/FOFS-12SW,26.75	1	
34	1018088	TEE,MOFS-12/MORB-16/MOFS-12	1	
35	1031390	HOSE,-12,3000,FOFS-12SW/90FOFS-12SW, 25.25	1	
36	1007211	O/R SELECTOR VALVE	2	
37	1031388	HOSE,-12,3000,FOFS-12SW/FOFS-12SW,81.25	1	
38	1010015	ADAPTER,FOFS-12/MOFS-10	2	Total 4 in LOWER HYDRAULICS
39	1031380	HOSE,-10,3000,FOFS-10SW/90FOFS-10SW,85.75	1	
40	1014007	ELBOW, 90, MORB-8/MOFS-8	2	Total 4 in LOWER HYDRAULICS
41	1031381	HOSE,-8,3000,FOFS-8SW/90FOFS-8SW,86.0	1	
42	1010076	ADAPTER,MOFS-8/MORB-8	5	Total 10 in LOWER HYDRAULICS
43	1013932	ELBOW,90,MOFS-8/FOFS-8	2	Total 4 in LOWER HYDRAULICS
44	1031379	HOSE,-8,3000,FOFS-8SW/FOFS-8SW,64.5	1	
45	1014006	ELBOW, 90, MOFS-8/MORB-6	4	Total 8 in LOWER HYDRAULICS
46	T163588	SWING CYLINDER	2	
47	HHCS-C500A008Z0	HEX HEAD CAP SCREW, 1/2-13 X 1 LEN, GR8, ZN	4	Total 8 in LOWER HYDRAULICS
48	WSH4-X5000008Z0	SPIRAL LOCK WASHER, 1/2, GR8, ZN	4	Total 8 in LOWER HYDRAULICS
49	T115801	PIN WELDMENT, SWING CYLINDER	4	Total 8 in LOWER HYDRAULICS
50	1031378	HOSE,-8,3000,FOFS-8SW/FOFS-8SW,67.0	1	
51	1010077	ADAPTER,MOFS-8/MORB-8,L	1	Total 2 in LOWER HYDRAULICS
52	1019704	PLUG,HEX,ORB-12	1	
53	1031377	HOSE,-8,3000,FOFS-8SW/90FOFS-8SW,77.5	1	
54	1031376	HOSE,-10,3000,FOFS-10SW/90FOFS-10SW,77.25	1	
55	1031374	HOSE,-8,3000,FOFS-8SW/FOFS-8SW,58.25	1	
56	1031372	HOSE,-8,3000,FOFS-8SW/90FOFS-8SW,80.5	1	
57	1031373	HOSE,-8,3000,FOFS-8SW/90FOFS-8SW,81.0	1	
58	1031375	HOSE,-8,3000,FOFS-8SW/FOFS-8SW,58.5	1	

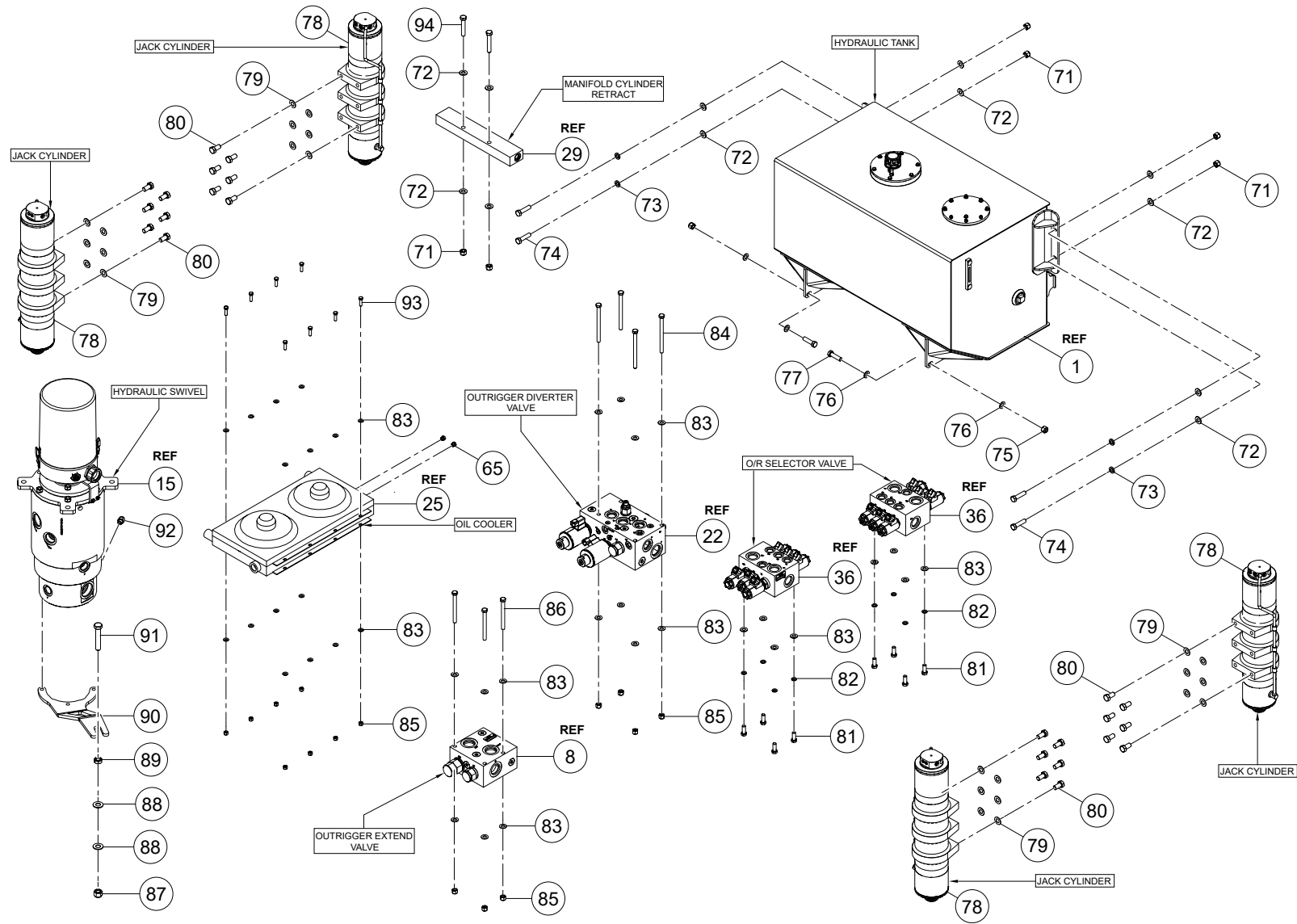
WHEN ORDERING PARTS, SPECIFY MODEL NUMBER, SERIAL NUMBER AND DESCRIPTION OF PARTS REQUIRED



WHEN ORDERING PARTS, SPECIFY MODEL NUMBER, SERIAL NUMBER AND DESCRIPTION OF PARTS REQUIRED

ITEM	PART NUMBER	DESCRIPTION	QUANTITY	NOTES
	C1041288	LOWER HYDRAULICS		
59	1031383	HOSE,-8,3000,FOFS-8SW/FOFS-8SW,56.75	1	
60	1031384	HOSE,-10,3000,FOFS-10SW/90FOFS-10SW,67.0	1	
61	1031387	HOSE,-8,3000,FOFS-8SW/90FOFS-8SW,64.5	1	
62	T163587	SWING CYLINDER	2	
63	1031368	HOSE,-8,3000,FOFS-8SW/90FOFS-8SW,98.0	1	
64	1043548	HOSE,-8,4000,FOFS-8SW/FOFS-8SW,91.25	1	
65	1019668	PLUG, HEX, ORB-8	1	Total 3 in LOWER HYDRAULICS
66	1031370	HOSE,-8,3000,FOFS-8SW/FOFS-8SW,92.5	1	
67	1031371	HOSE,-8,3000,FOFS-8SW/90FOFS-8SW,111.75	1	
68	1031385	HOSE,-8,3000,FOFS-8SW/90FOFS-8SW,75.0	1	
69	1031382	HOSE,-10,3000,FOFS-10SW/90FOFS-10SW,74.0	1	
70	1031386	HOSE,-8,3000,FOFS-8SW/FOFS-8SW,55.5	1	

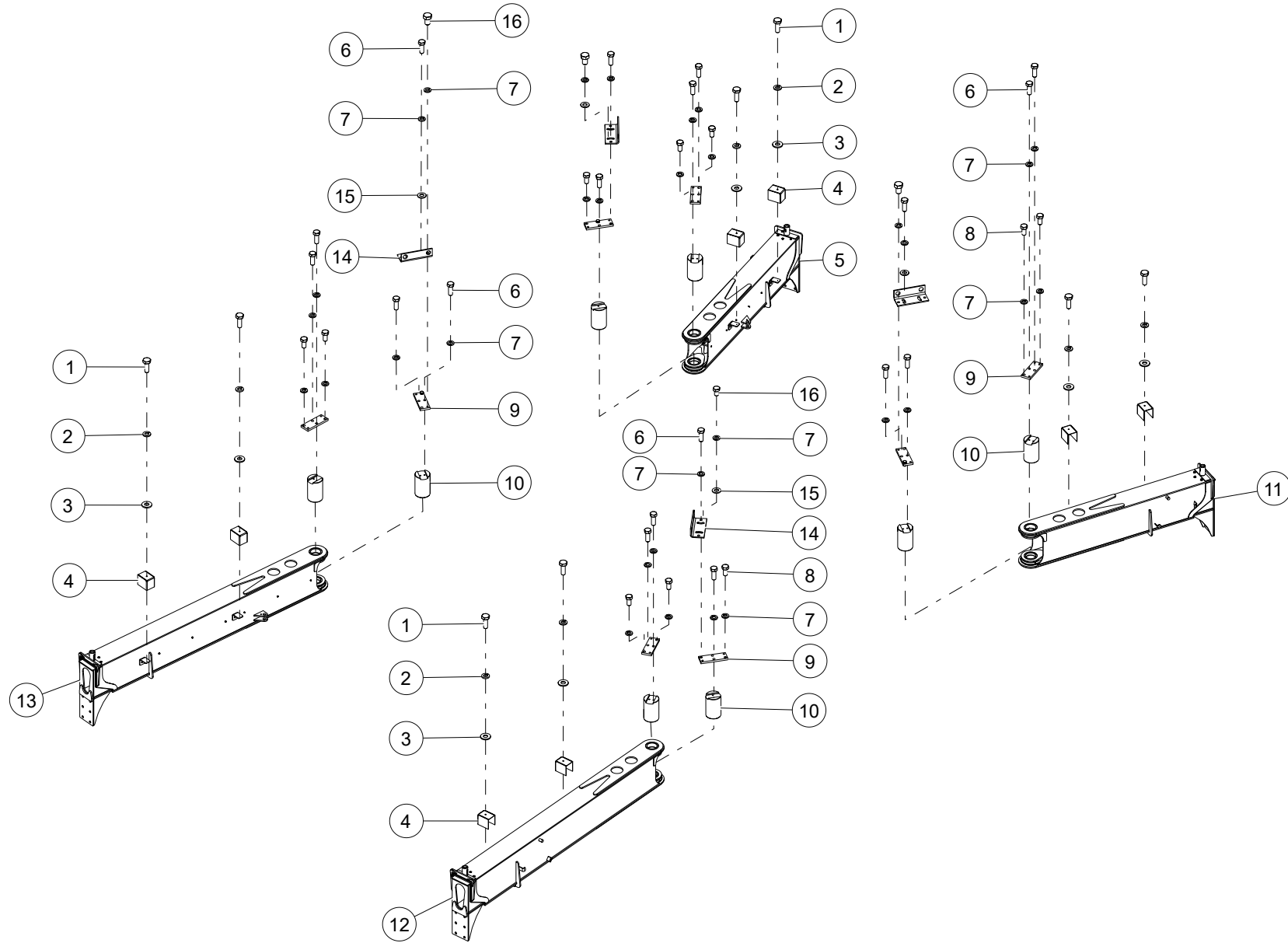
WHEN ORDERING PARTS, SPECIFY MODEL NUMBER, SERIAL NUMBER AND DESCRIPTION OF PARTS REQUIRED



WHEN ORDERING PARTS, SPECIFY MODEL NUMBER, SERIAL NUMBER AND DESCRIPTION OF PARTS REQUIRED

ITEM	PART NUMBER	DESCRIPTION	QUANTITY	NOTES
	C1041288	LOWER HYDRAULICS		
71	NUT3-C5000008Z0	NYLON LOCK NUT, 1/2-13, GR8, ZN	6	
72	WSH1-X5000008Z0	WASHER, 1/2, GR8, ZN	12	
73	WSH5-X5000008Z0	SPIRAL LOCK WASHER, 1/2, GR8, ZN	4	
74	HHCS-C500B008Z0	HEX HEAD CAP SCREW, 1/2-13 X 2 LEN, GR8, ZN	4	
75	NUT3-C7500008M0	NYLON LOCK NUT, 3/4-10, GR8, MA	2	
76	WSH1-X7500008Z0	WASHER, 3/4, GR8, ZN	4	
77	HHCS-C750B758Z0	HEX HEAD CAP SCREW, 3/4-10 X 2 3/4 LEN, GR8, ZN	2	
78	T163579	CYLINDER, JACK	4	
79	WSH1-XA000008Z0	WASHER, 1, GR8, ZN	24	
80	HHCS-CA00B008M0	HEX HEAD CAP SCREW, 1-8 X 2 LEN, GR8, MA	24	
81	HHCS-C375A008Z0	HEX HEAD CAP SCREW, 3/8-16 X 1 LEN, GR8, ZN	8	
82	WSH4-X3750008Z0	SPIRAL LOCK WASHER, 3/8, GR8, ZN	8	
83	WSH1-X3750008Z0	WASHER, 3/8, GR8, ZN	38	
84	HHCS-C375E008Z0	HEX HEAD CAP SCREW, 3/8-16 X 5 LEN, GR8, ZN	4	
85	NUT3-C3750008Z0	NYLON LOCK NUT, 3/8-16, GR8, ZN	15	
86	HHCS-C375D008Z0	HEX HEAD CAP SCREW, 3/8-16 X 4 LEN, GR8, ZN	3	
87	NUT3-C6250008M0	NYLON LOCK NUT, 5/8-11, GR8, MA	1	
88	WSH1-X6250008Z0	WASHER, 5/8, GR8, ZN	2	
89	NUT2-C6250008M0	HEX JAM NUT, 5/8-11, GR8, MA	1	
90	1026454	PLATE, SWIVEL ANTI-ROTATION	1	
91	HHCS-C625C508M0	HEX HEAD CAP SCREW, 5/8-11 X 3 1/2 LEN, GR8, MA	1	
92	1010068	ADAPTER, MOFS-4/MORB-6	1	
93	HHCS-C375A258Z0	HEX HEAD CAP SCREW, 3/8-16 X 1 1/4 LEN, GR8, ZN	8	
94	HHCS-C500C008Z0	HEX HEAD CAP SCREW, 1/2-13 X 3 LEN, GR8, ZN	2	

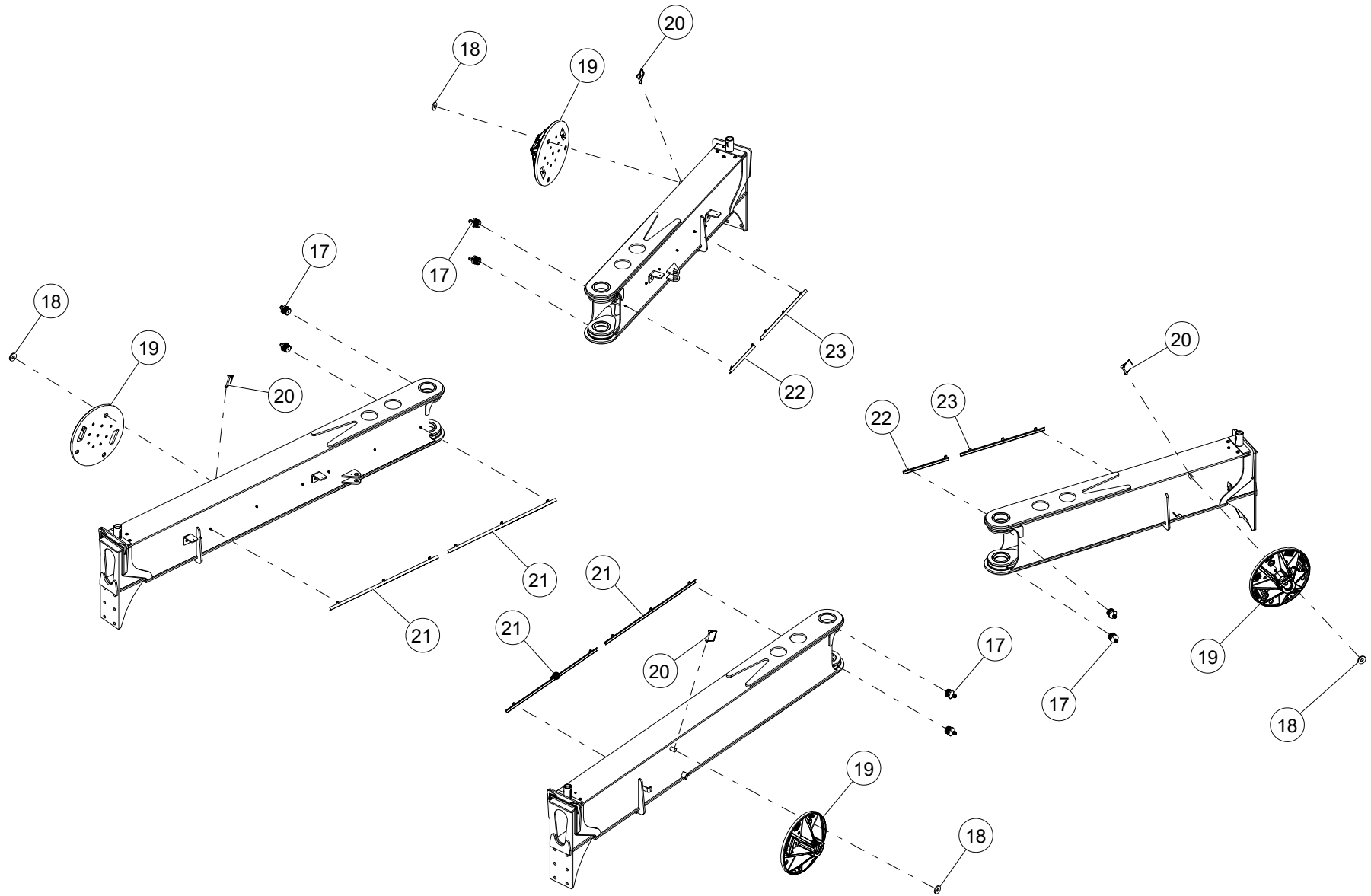
WHEN ORDERING PARTS, SPECIFY MODEL NUMBER, SERIAL NUMBER AND DESCRIPTION OF PARTS REQUIRED



WHEN ORDERING PARTS, SPECIFY MODEL NUMBER, SERIAL NUMBER AND DESCRIPTION OF PARTS REQUIRED

ITEM	PART NUMBER	DESCRIPTION	QUANTITY	NOTES
	1035550	OUTRIGGER INSTALLATION		
1	HHCS-C2507508Z0	HEX HEAD CAP SCREW, 1/4-20 X 3/4 LEN, GR8, ZN	8	
2	WSH4-X2500008Z0	SPIRAL LOCK WASHER, 1/4, GR8, ZN	8	
3	WSH2-X2500008Z0	SAE WASHER, 1/4, GR8, ZN	8	
4	T120495	POSITION SENSOR COVER	8	
5	1035551	OUTRIGGER ASSY, REAR RH	1	SEE PAGE 334
6	HHCS-C500A375Z0	HEX HEAD CAP SCREW, 1/2-13 X 1 3/8 LEN, GR5, ZN	20	
7	WSH4-X5000008Z0	SPIRAL LOCK WASHER, 1/2, GR8, ZN	36	
8	HHCS-C500A005Z0	HEX HEAD CAP SCREW, 1/2-13 X 1 LEN, GR5, ZN	12	
9	T130864	PLATE	8	
10	1044729	PIN, 5 INCH DIAMETER	8	
11	1035547	OUTRIGGER ASSEMBLY, REAR LH	1	SEE PAGE 336
12	1044740	OUTRIGGER ASSY, FRONT LH	1	SEE PAGE 338
13	1036899	OUTRIGGER ASSY, FRONT RH	1	SEE PAGE 340
14	T118684	BRACKET, SENSOR MOUNT	4	
15	WSH1-X5000008Z0	WASHER, 1/2, GR8, ZN	4	
16	HHCS-C5007505Z0	HEX HEAD CAP SCREW, 1/2-13 X 3/4 LEN, GR5, ZN	4	

WHEN ORDERING PARTS, SPECIFY MODEL NUMBER, SERIAL NUMBER AND DESCRIPTION OF PARTS REQUIRED

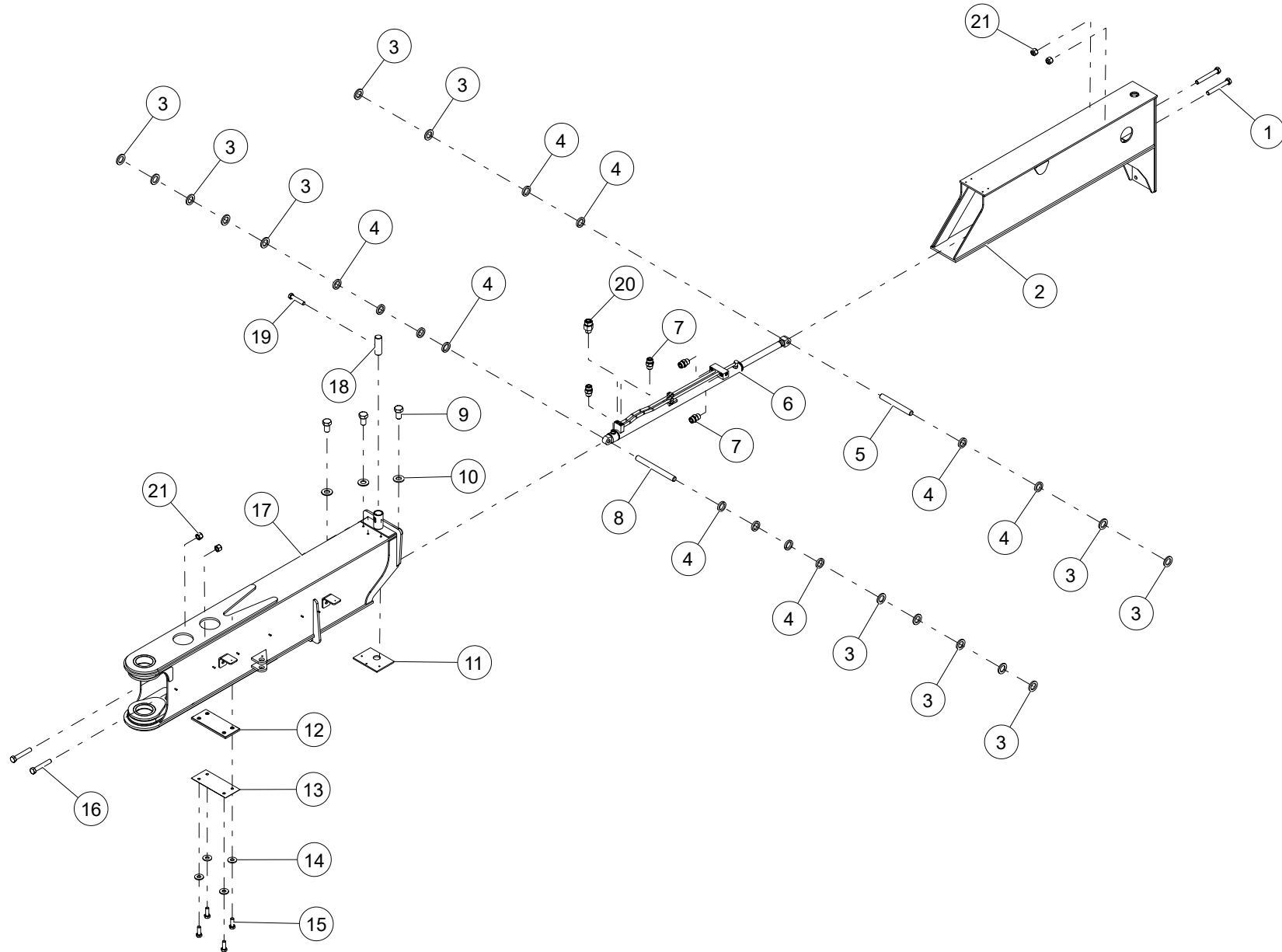


WHEN ORDERING PARTS, SPECIFY MODEL NUMBER, SERIAL NUMBER AND DESCRIPTION OF PARTS REQUIRED

ITEM	PART NUMBER	DESCRIPTION	QUANTITY	NOTES
	1035550	OUTRIGGER INSTALLATION		
17	1044764	GREESE ZERK, 1/4 NPT STRAIGHT	8	
18	18Z2279-D3	RUBBER WASHER	4	
19	1033975	OUTRIGGER PAD, 24" SAUBER 2424-LKA	4	
20	19Z286-D2	PIN (SNAPPER)	4	
21	C1050623	WIRE COVER	4	
22	C1050356	WIRE COVER	2	
23	C1050330	WIRE COVER	2	

WHEN ORDERING PARTS, SPECIFY MODEL NUMBER, SERIAL NUMBER AND DESCRIPTION OF PARTS REQUIRED

OUTRIGGER ASSEMBLY, REAR RH



WHEN ORDERING PARTS, SPECIFY MODEL NUMBER, SERIAL NUMBER AND DESCRIPTION OF PARTS REQUIRED

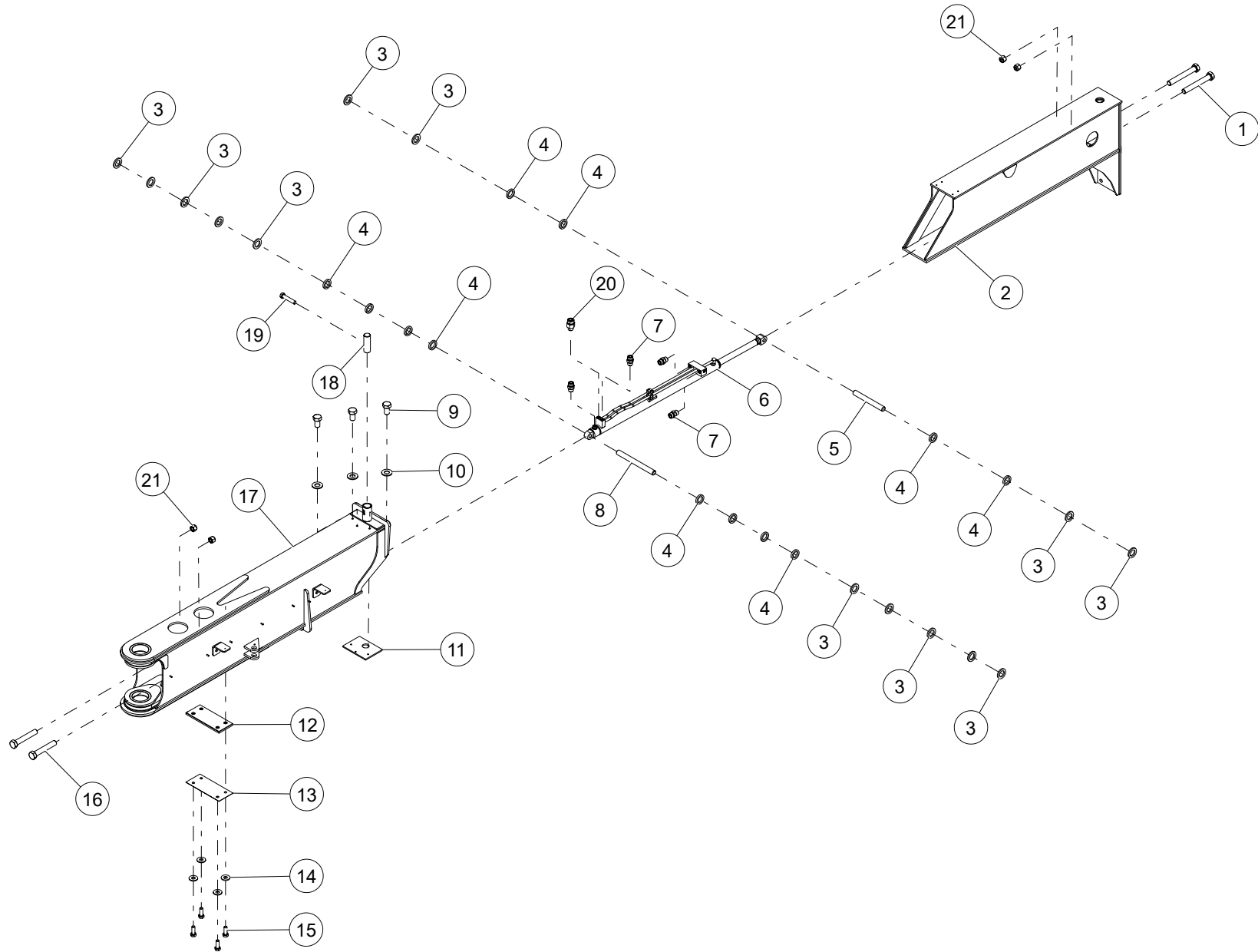
OUTRIGGER ASSEMBLY, REAR RH

ITEM	PART NUMBER	DESCRIPTION	QUANTITY	NOTES
	1035551	OUTRIGGER ASSEMBLY, REAR RH		
1	HHCS-C375B755Z0	HEX HEAD CAP SCREW, 3/8-16 X 2 3/4 LEN, GR5, ZN	2	
2	T132626	BEAM WELDMENT, REAR SECONDARY	1	
3	1209-107	WASHER	14	
4	706-8973	SPACER	12	
5	T113714	PIN, 1.00 X 8.38	1	
6	T163586	O/R EXTEND CYLINDER	1	
7	1010076	ADAPTER,MOFS-8/MORB-8	4	
8	T113713	PIN, 1.00 X 10.38	1	
9	HHCS-C5008758Z0	HEX HEAD CAP SCREW, 1/2-13 X 7/8 LEN, GR8, ZN	3	
10	WSH2-X5000008Z0	SAE WASHER, 1/2, GR8, ZN	3	
11	T116744	PLATE, SPACER	1	
12	T117939	WEAR PAD, 9.375 X 4.00 X .375	1	
13	T126301	SPACER, OUTRIGGER	1	
14	WSH3-X3130008Z0	FENDER WASHER, 5/16, GR8, ZN	4	
15	HHCS-C3138755Z0	HEX HEAD CAP SCREW, 5/16-18 X 7/8 LEN, GR5, ZN	4	
16	HHCS-C375B255Z0	HEX HEAD CAP SCREW, 3/8-16 X 2 1/4 LEN, GR5, ZN	2	
17	1035534	OUTRIGGER WELDMENT, REAR RH PRIMARY	1	
18	T116348	LOCK ROD	1	
19	HHCS-C500B505Z0	HEX HEAD CAP SCREW, 1/2-13 X 2 1/2 LEN, GR5, ZN	1	
20	1010080	ADAPTER, MOFS-10/MORB-8	1	
21	NUT3-C3750005Z0	NYLON LOCK NUT, 3/8-16, GR5, ZN	4	
22*	1025512	HOSE, -8, FOFS-8SW/ FOFS-8SW, 131.5	2	

* ITEM NOT SHOWN IN THE ILLUSTRATION

WHEN ORDERING PARTS, SPECIFY MODEL NUMBER, SERIAL NUMBER AND DESCRIPTION OF PARTS REQUIRED

OUTRIGGER ASSEMBLY, REAR LH



WHEN ORDERING PARTS, SPECIFY MODEL NUMBER, SERIAL NUMBER AND DESCRIPTION OF PARTS REQUIRED

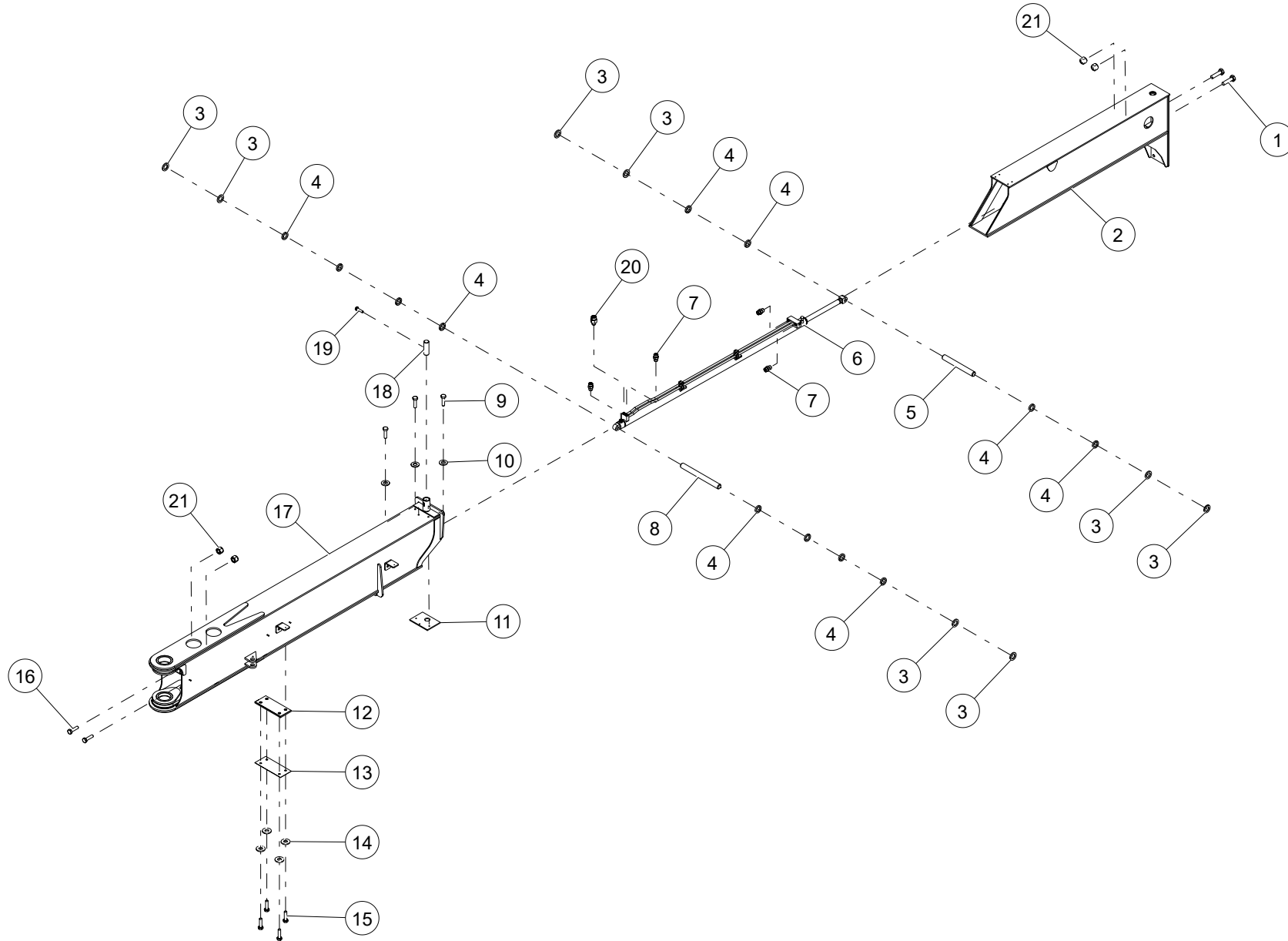
OUTRIGGER ASSEMBLY, REAR LH

ITEM	PART NUMBER	DESCRIPTION	QUANTITY	NOTES
	1035547	OUTRIGGER ASSEMBLY, REAR LH		
1	HHCS-C375B755Z0	HEX HEAD CAP SCREW, 3/8-16 X 2 3/4 LEN, GR5, ZN	2	
2	T132626	BEAM WELDMENT, REAR SECONDARY	1	
3	1209-107	WASHER	14	
4	706-8973	SPACER	12	
5	T113714	PIN, 1.00 X 8.38	1	
6	T163586	O/R EXTEND CYLINDER	1	
7	1010076	ADAPTER,MOFS-8/MORB-8	4	
8	T113713	PIN, 1.00 X 10.38	1	
9	HHCS-C5008758Z0	HEX HEAD CAP SCREW, 1/2-13 X 7/8 LEN, GR8, ZN	3	
10	WSH2-X5000008Z0	SAE WASHER, 1/2, GR8, ZN	3	
11	T116744	PLATE, SPACER	1	
12	T117939	WEAR PAD, 9.375 X 4.00 X .375	1	
13	T126301	SPACER, OUTRIGGER	1	
14	WSH3-X3130008Z0	FENDER WASHER, 5/16, GR8, ZN	4	
15	HHCS-C3138755Z0	HEX HEAD CAP SCREW, 5/16-18 X 7/8 LEN, GR5, ZN	4	
16	HHCS-C375B255Z0	HEX HEAD CAP SCREW, 3/8-16 X 2 1/4 LEN, GR5, ZN	2	
17	1035535	OUTRIGGER WELDMENT, REAR RH PRIMARY	1	
18	T116348	LOCK ROD	1	
19	HHCS-C500B505Z0	HEX HEAD CAP SCREW, 1/2-13 X 2 1/2 LEN, GR5, ZN	1	
20	1010080	ADAPTER, MOFS-10/MORB-8	1	
21	NUT3-C3750005Z0	NYLON LOCK NUT, 3/8-16, GR5, ZN	4	
22*	1025512	HOSE, -8, FOFS-8SW/ FOFS-8SW, 131.5	2	

* ITEM NOT SHOWN IN THE ILLUSTRATION

WHEN ORDERING PARTS, SPECIFY MODEL NUMBER, SERIAL NUMBER AND DESCRIPTION OF PARTS REQUIRED

OUTRIGGER ASSY, FRONT LH



WHEN ORDERING PARTS, SPECIFY MODEL NUMBER, SERIAL NUMBER AND DESCRIPTION OF PARTS REQUIRED

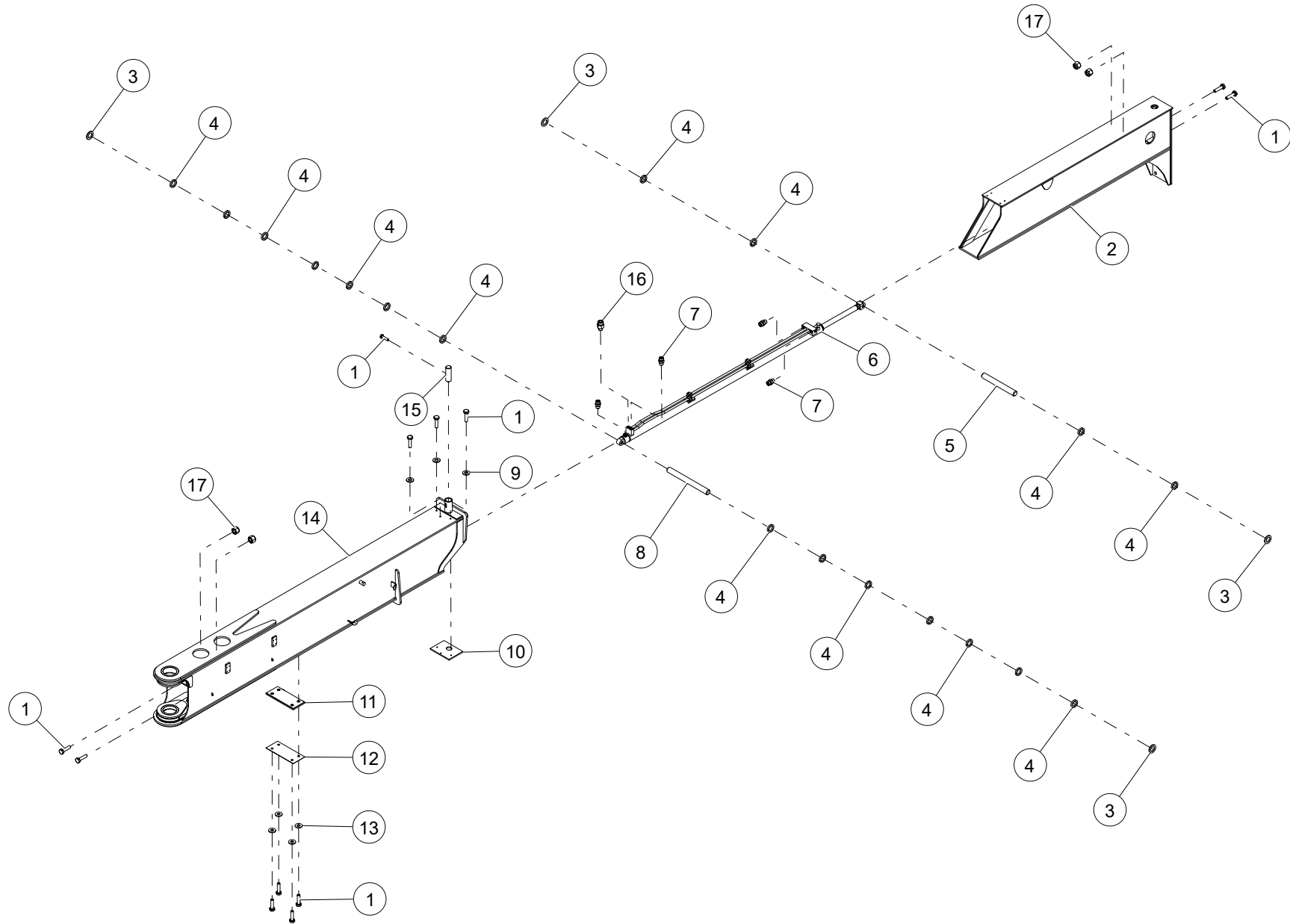
OUTRIGGER ASSY, FRONT LH

ITEM	PART NUMBER	DESCRIPTION	QUANTITY	NOTES
	1044740	OUTRIGGER ASSY, FRONT LH		
1	HHCS-C375B255Z0	HEX HEAD CAP SCREW, 3/8-16 X 2 1/4 LEN, GR5, ZN	2	
2	T132862	BEAM WELDMENT, FRONT SECONDARY	1	
3	1209-107	WASHER	14	
4	706-8973	SPACER	12	
5	T113714	PIN, 1.00 X 8.38	1	
6	T163585	O/R EXTEND CYLINDER	1	
7	1010076	ADAPTER,MOFS-8/MORB-8	4	
8	T113713	PIN, 1.00 X 10.38	1	
9	HHCS-C5008758Z0	HEX HEAD CAP SCREW, 1/2-13 X 7/8 LEN, GR8, ZN	3	
10	WSH2-X5000008Z0	SAE WASHER, 1/2, GR8, ZN	3	
11	T116744	PLATE, SPACER	1	
12	T117939	WEAR PAD, 9.375 X 4.00 X .375	1	
13	T126301	SPACER, OUTRIGGER	1	
14	WSH3-X3130008Z0	FENDER WASHER, 5/16, GR8, ZN	4	
15	HHCS-C3138755Z0	HEX HEAD CAP SCREW, 5/16-18 X 7/8 LEN, GR5, ZN	4	
16	HHCS-C375B755Z0	HEX HEAD CAP SCREW, 3/8-16 X 2 3/4 LEN, GR5, ZN	2	
17	1044741	OUTRIGGER WELDMENT, FRONT LH PRIMARY	1	
18	T116348	LOCK ROD	1	
19	HHCS-C500B505Z0	HEX HEAD CAP SCREW, 1/2-13 X 2 1/2 LEN, GR5, ZN	1	
20	1010080	ADAPTER, MOFS-10/MORB-8	1	
21	NUT3-C3750005Z0	NYLON LOCK NUT, 3/8-16, GR5, ZN	4	
22*	1025453	HOSE, -8, 3000, FOFS-8SW/ FOFS-8SW, 149.0	2	

* ITEM NOT SHOWN IN THE ILLUSTRATION

WHEN ORDERING PARTS, SPECIFY MODEL NUMBER, SERIAL NUMBER AND DESCRIPTION OF PARTS REQUIRED

OUTRIGGER ASSY, FRONT RH



WHEN ORDERING PARTS, SPECIFY MODEL NUMBER, SERIAL NUMBER AND DESCRIPTION OF PARTS REQUIRED

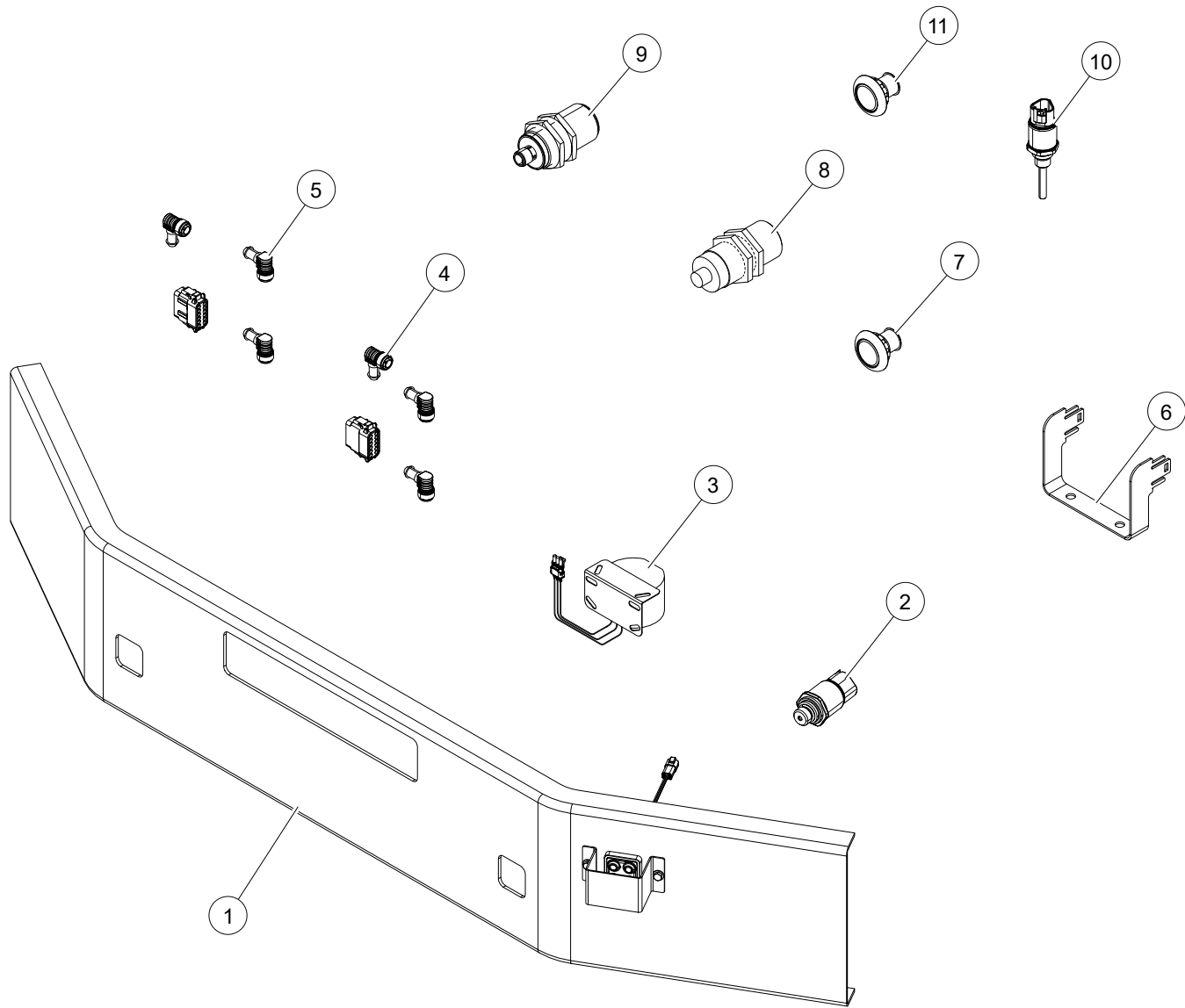
OUTRIGGER ASSY, FRONT RH

ITEM	PART NUMBER	DESCRIPTION	QUANTITY	NOTES
	1036899	OUTRIGGER ASSY, FRONT RH		
1	HHCS-C250A008Z0	HEX HEAD CAP SCREW, 1/4-20 X 1 LEN, GR8, ZN	12	
2	T132862	BEAM WELDMENT, FRONT SECONDARY	1	
3	1209-107	WASHER	4	
4	706-8973	SPACER	18	
5	T113714	PIN, 1.00 X 8.38	1	
6	T163585	O/R EXTEND CYLINDER	1	
7	1010076	ADAPTER,MOFS-8/MORB-8	4	
8	T113713	PIN, 1.00 X 10.38	1	
9	WSH2-X500000M07Z0	SAE WASHER, 1/2, ZINC	3	
10	T116744	PLATE, SPACER	1	
11	T117939	WEAR PAD, 9.375 X 4.00 X .375	1	
12	T126301	SPACER, OUTRIGGER	1	
13	WSH3-X313000M24Z0	FENDER WASHER, 5/16, ZINC	4	
14	1036898	OUTRIGGER WELDMENT, FRONT RH PRIMARY	1	
15	T116348	LOCK ROD	1	
16	1010080	ADAPTER, MOFS-10/MORB-8	1	
17	NUT3-C375000M06Z0	NYLON LOCK NUT, 3/8-16, GR8, ZINC	4	
18*	1025453	HOSE, -8, 3000, FOFS-8SW/ FOFS-8SW, 149.0	2	

* ITEM NOT SHOWN IN THE ILLUSTRATION

WHEN ORDERING PARTS, SPECIFY MODEL NUMBER, SERIAL NUMBER AND DESCRIPTION OF PARTS REQUIRED

LOWER ELECTRICAL ASSEMBLY



WHEN ORDERING PARTS, SPECIFY MODEL NUMBER, SERIAL NUMBER AND DESCRIPTION OF PARTS REQUIRED

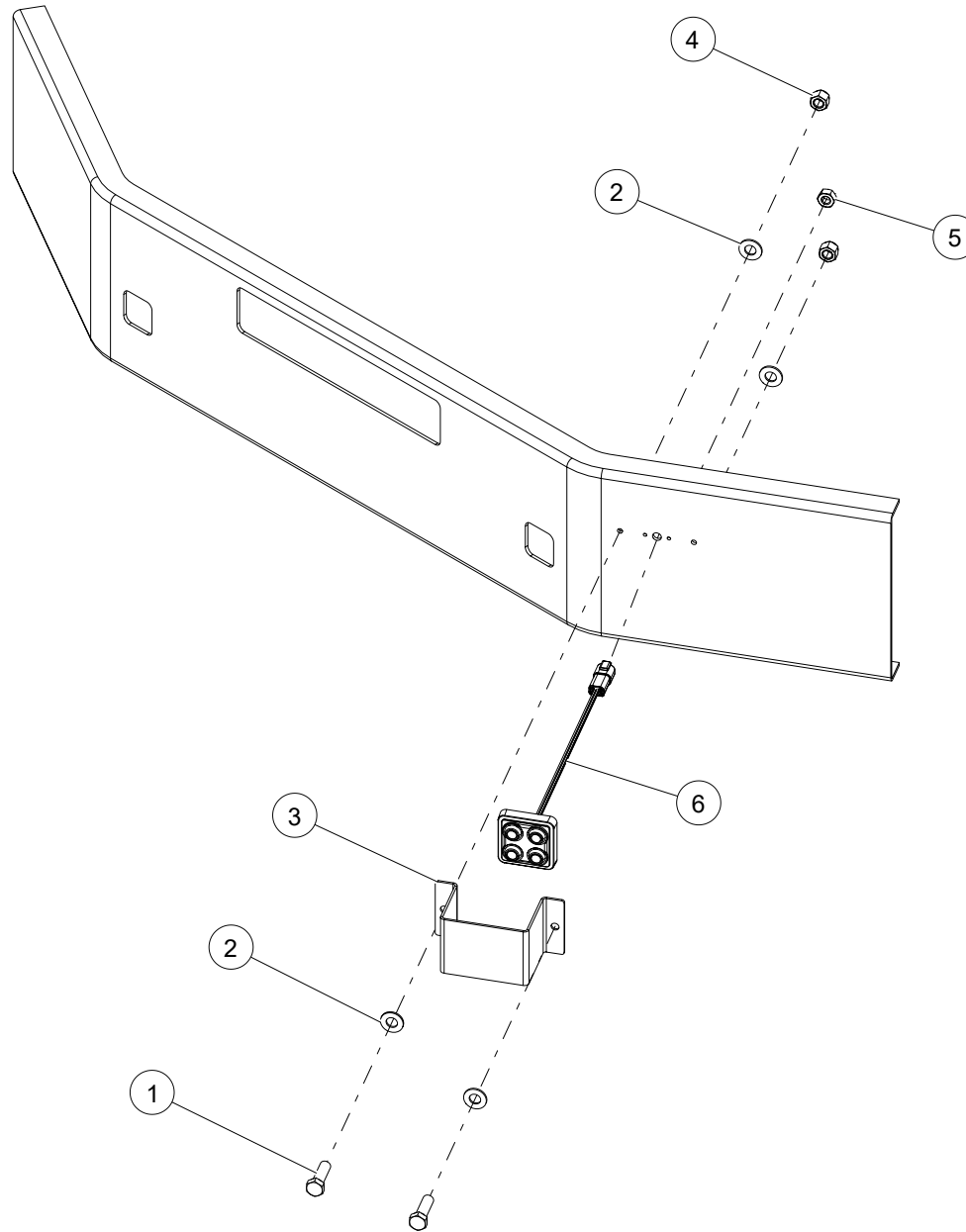
LOWER ELECTRICAL ASSEMBLY

ITEM	PART NUMBER	DESCRIPTION	QUANTITY	NOTES
	1027167	LOWER ELECTRICAL ASSEMBLY		
1	1038629	FRONT BUMPER KEYPAD & COVER INSTALL	1	SEE PAGE 344
2	1008366	SENSOR, PRESSURE 6000 PSI, -6 ORB, 3 PIN DEUTSCH	2	
3	714A1432	ALARM, BACKUP/OR	1	
4	T133823	HARNESS, FRONT O/R SENSOR	2	
5	T133237	HARNESS, REAR O/R SENSOR	2	
6	T113654	BRACKET, FUSE	1	
7	T165471	12V 3/4" AMBER SIDE MARKER LIGHT	4	
8	T120217	PROXIMITY SWITCH	4	
9	T118879	SENSOR, INDUCTIVE	8	
10	1008353	TEMP SENSOR 1.5" PROBE	1	
11	T165470	12V 3/4" RED SIDE MARKER LIGHT	2	
12*	1039807	CROSSOVER LOWER HARNESS	1	
13*	1034145	CROSSOVER TAIL LIGHT HARNESS	1	

* NOT SHOWN IN THE ILLUSTRATION

WHEN ORDERING PARTS, SPECIFY MODEL NUMBER, SERIAL NUMBER AND DESCRIPTION OF PARTS REQUIRED

FRONT BUMPER KEYPAD AND COVER INSTALLATION

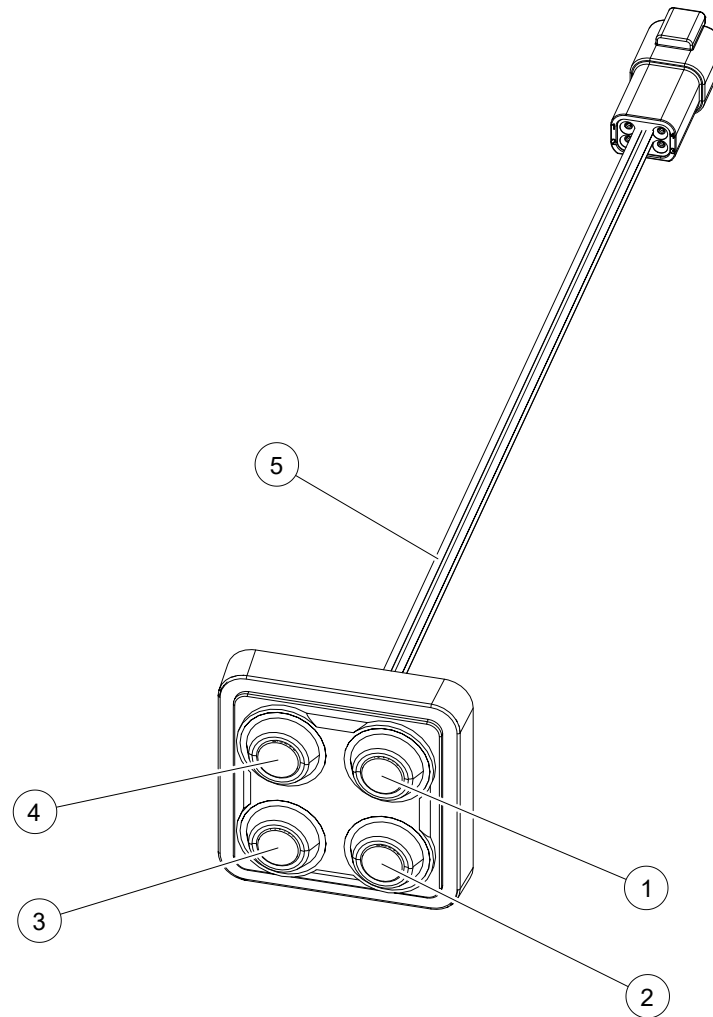


WHEN ORDERING PARTS, SPECIFY MODEL NUMBER, SERIAL NUMBER AND DESCRIPTION OF PARTS REQUIRED

FRONT BUMPER KEYPAD AND COVER INSTALLATION

ITEM	PART NUMBER	DESCRIPTION	QUANTITY	NOTES
	1038629	FRONT BUMPER KEYPAD AND COVER INSTALLATION		
1	HHCS-C375A252Z0	HEAD CAP SCREW, 3/8-16 X 1 1/4 LEN, GR2, ZN	2	
2	WSH1-X3750002Z0	WASHER, 3/8, GR2, ZN	4	
3	1038611	COVER, FRONT BUMPER KEYPAD	1	
4	NUT3-C3750002Z0	NYLON LOCK NUT, 3/8-16, GR2, ZN	2	
5	NUT1-M508000PZ0	HEX NUT, M5-0.8, SS	2	
6	1027056	KEYPAD, 2X2	1	SEE PAGE 346

WHEN ORDERING PARTS, SPECIFY MODEL NUMBER, SERIAL NUMBER AND DESCRIPTION OF PARTS REQUIRED



WHEN ORDERING PARTS, SPECIFY MODEL NUMBER, SERIAL NUMBER AND DESCRIPTION OF PARTS REQUIRED

KEYPAD, 2X2

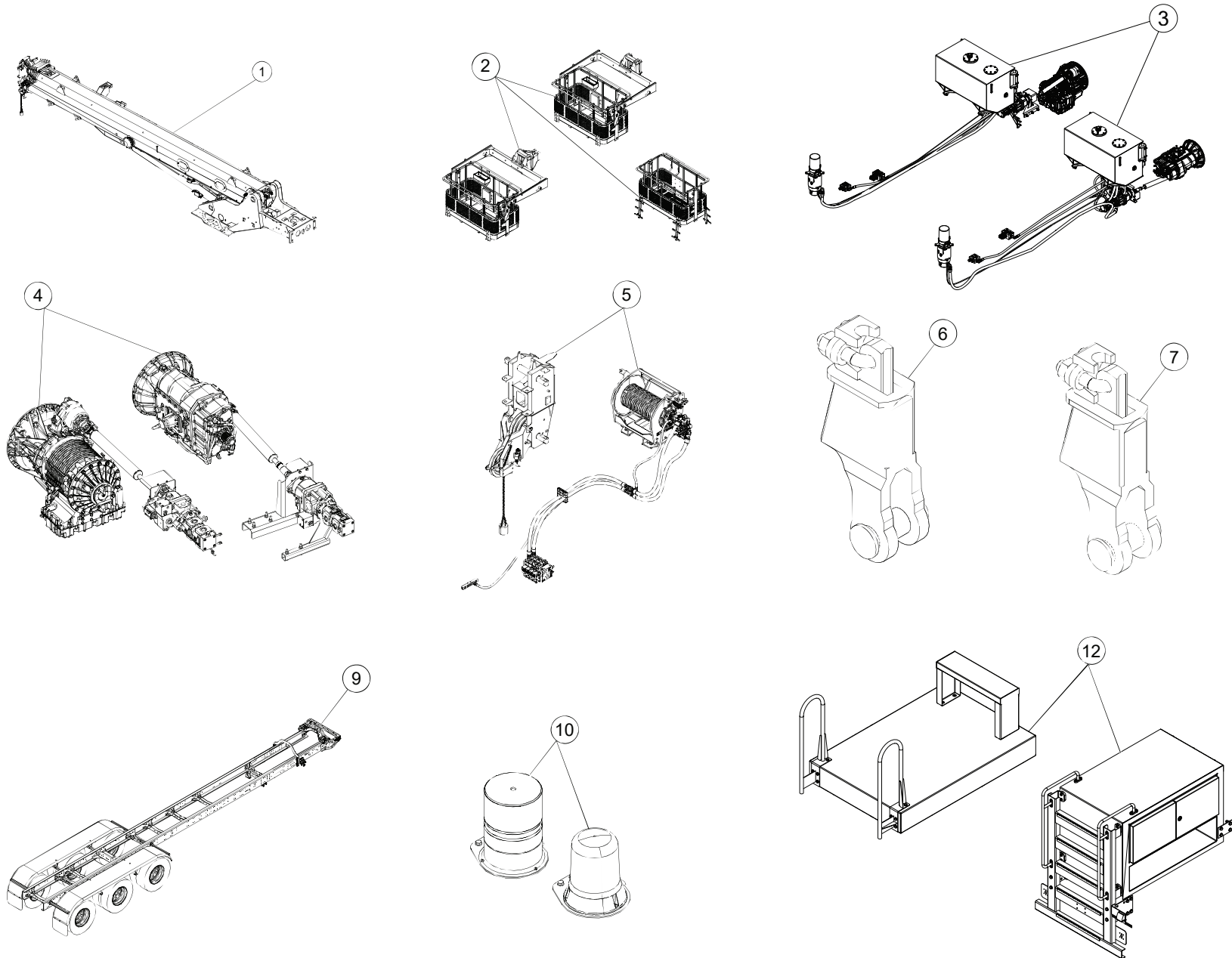
ITEM	PART NUMBER	DESCRIPTION	QUANTITY	NOTES
	1027056	KEYPAD, 2X2		
1	C1045908	BUTTON WINCH IN	1	
2	C1045910	BUTTON AUX WINCH IN	1	
3	C1045909	BUTTON AUX WINCH OUT	1	
4	C1045907	BUTTON WINCH OUT	1	
5	C1045906	KEYPAD, 2X2	1	

WHEN ORDERING PARTS, SPECIFY MODEL NUMBER, SERIAL NUMBER AND DESCRIPTION OF PARTS REQUIRED

PAGE INTENTIONALLY LEFT BLANK

WHEN ORDERING PARTS, SPECIFY MODEL NUMBER, SERIAL NUMBER AND DESCRIPTION OF PARTS REQUIRED

CHAPTER - 3
60-150 OPTIONS



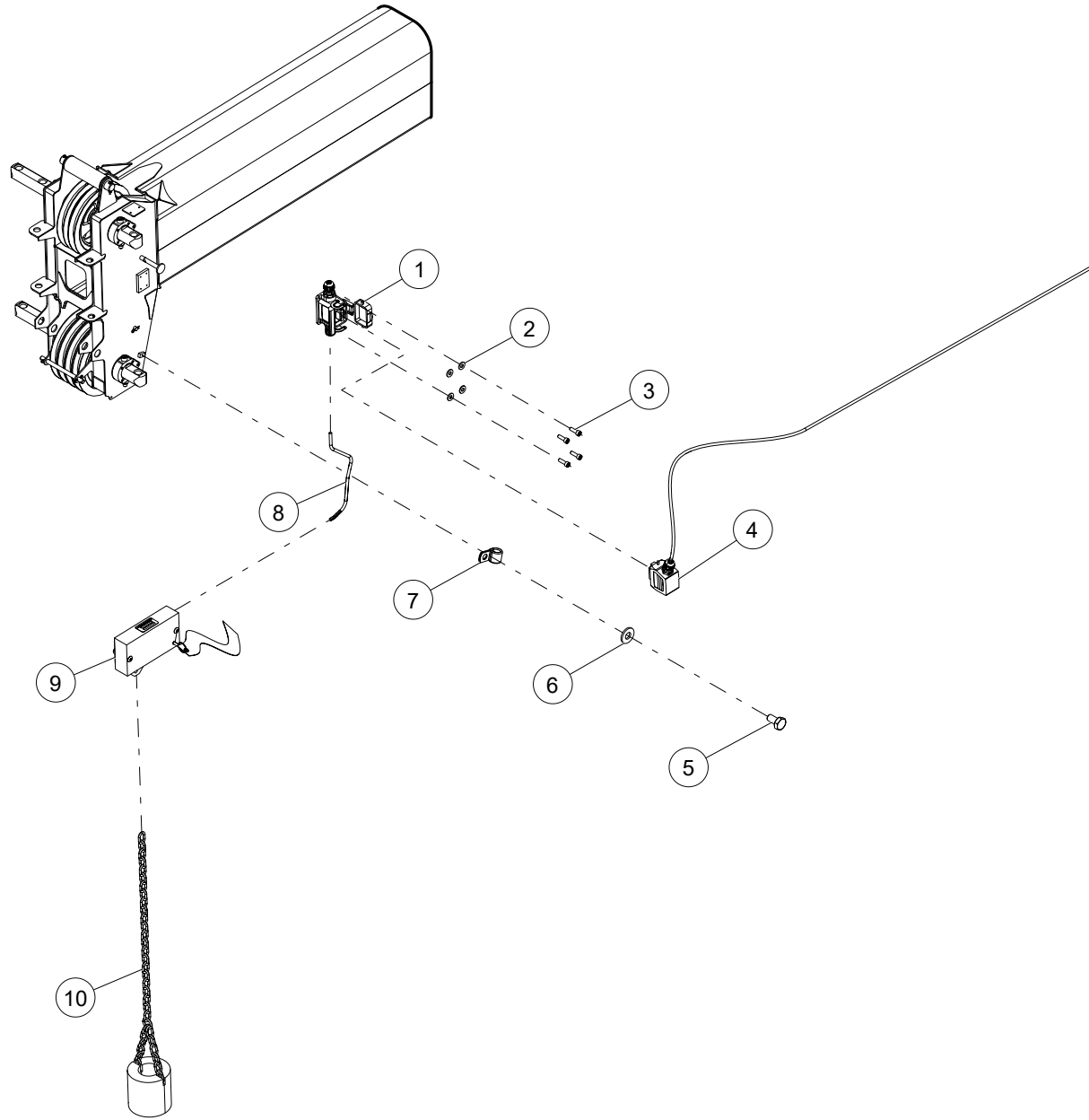
WHEN ORDERING PARTS, SPECIFY MODEL NUMBER, SERIAL NUMBER AND DESCRIPTION OF PARTS REQUIRED

60-150 OPTIONS

ITEM	PART NUMBER	DESCRIPTION	QUANTITY	NOTES
OPTIONS OVER-VIEW 60-150 OPTIONS				
1	C1052614	LMI OPTIONS	1	SEE PAGE 352
2	1025702	PLATFORM OPTIONS	1	SEE PAGE 356
3	1008830	HOSE OPTIONS	1	SEE PAGE 380
4	1008828	PUMP/PTO OPTION	1	SEE PAGE 386
5	1032740	AUXILIARY WINCH OPTION	1	SEE PAGE 396
6	1032741	AUXILIARY WINCH CABLE OPTIONS	1	SEE PAGE 402
7	1032739	MAIN WINCH CABLE OPTIONS	1	SEE PAGE 406
8*	1025701	WIRELESS CONTROL OPTIONS	1	SEE PAGE 410
9	1008827	FENDER OPTIONS	4	SEE PAGE 418
10	1008826	LIGHT OPTIONS	1	SEE PAGE 426
11*	1008833	RADIO OPTIONS	1	SEE PAGE 432
12	C1059885	XO REAR DECKING	1	SEE PAGE 438

* ITEM NOT SHOWN IN THE ILLUSTRATION

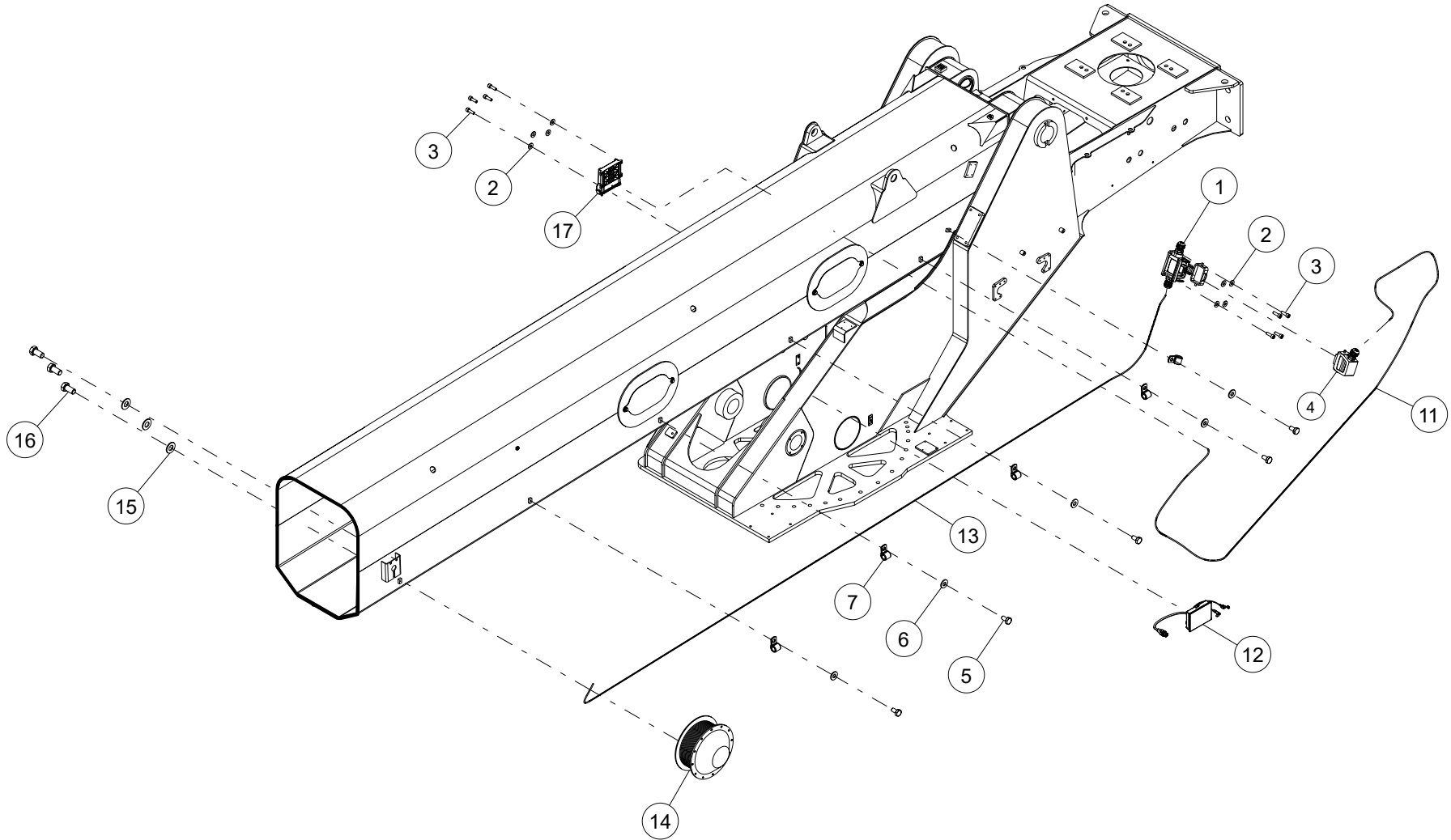
WHEN ORDERING PARTS, SPECIFY MODEL NUMBER, SERIAL NUMBER AND DESCRIPTION OF PARTS REQUIRED



WHEN ORDERING PARTS, SPECIFY MODEL NUMBER, SERIAL NUMBER AND DESCRIPTION OF PARTS REQUIRED

ITEM	PART NUMBER	DESCRIPTION	QUANTITY	NOTES
	1031260	LMI ASSEMBLY		
1	T127374	BASE, WEIDMULLER	1	Total 2 in LMI ASSEMBLY
2	WSH2-X1900008Z0	SAE WASHER, #10, GR8, ZN	4	Total 12 in LMI ASSEMBLY
3	SHCS-C190625AB0	SOCKET HEAD CAP SCREW, 10-24 X 5/8 LEN, BO	4	Total 12 in LMI ASSEMBLY
4	T127379	HOOD, WEIDMULLER	1	Total 2 in LMI ASSEMBLY
5	HHCS-C2505008Z0	HEX HEAD CAP SCREW, 1/4-20 X 1/2 LEN, GR8, ZN	1	Total 10 in LMI ASSEMBLY
6	WSH2-X2500008Z0	SAE WASHER, 1/4, GR8, ZN	1	Total 10 in LMI ASSEMBLY
7	1031232	P CLAMP	1	Total 10 in LMI ASSEMBLY
8	1031230	ATB WIRE 24"	1	Total WIRE LENGTH 20ft
9	714-0621	SWITCH, ATB	1	
10	717-0882	CTWT W/ CHAIN	1	

WHEN ORDERING PARTS, SPECIFY MODEL NUMBER, SERIAL NUMBER AND DESCRIPTION OF PARTS REQUIRED

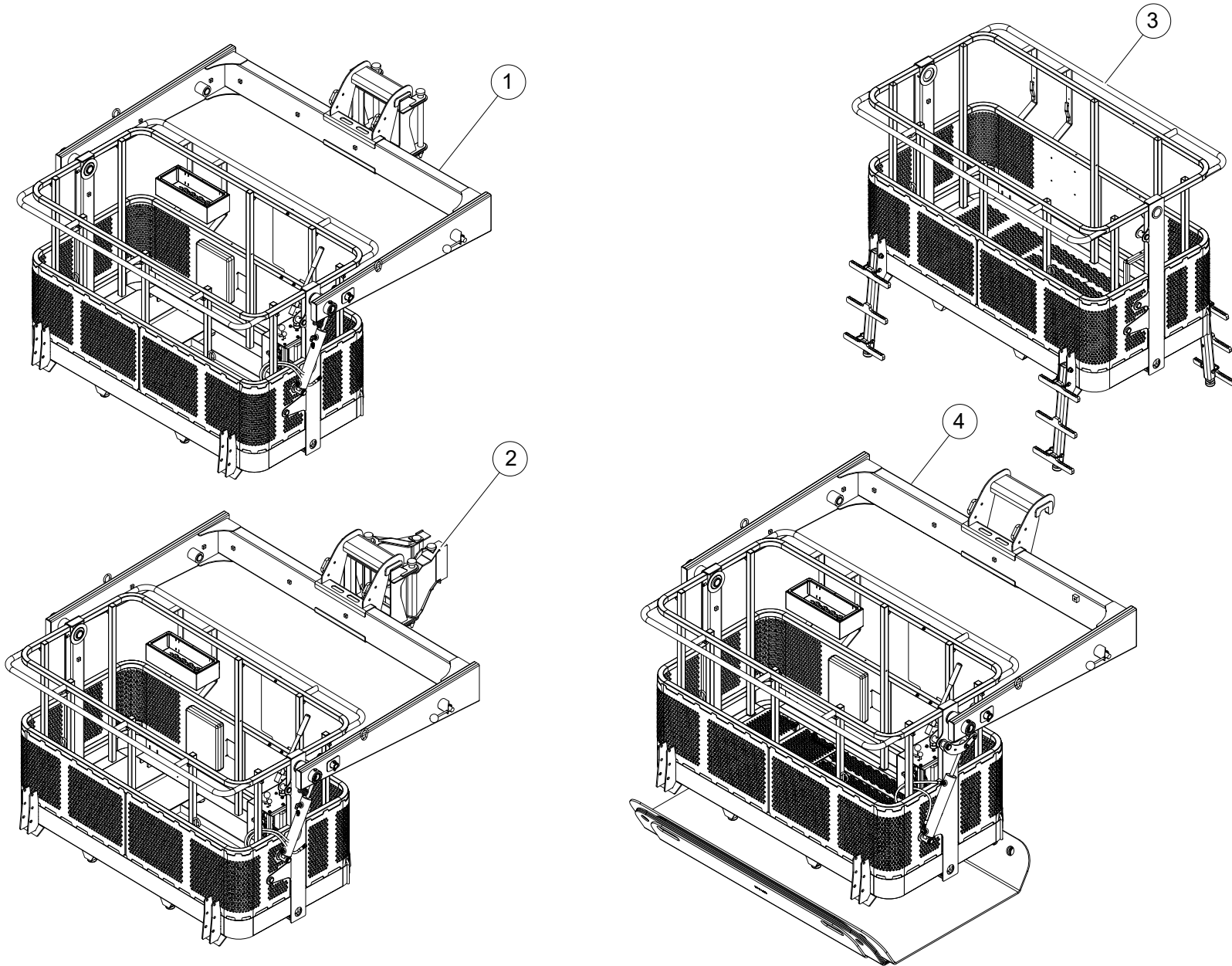


WHEN ORDERING PARTS, SPECIFY MODEL NUMBER, SERIAL NUMBER AND DESCRIPTION OF PARTS REQUIRED

ITEM	PART NUMBER	DESCRIPTION	QUANTITY	NOTES
	1031260	LMI ASSEMBLY		
11	1031230	80-160 LMI CABLE 18FT	1	Total Cable Length18 ft
12	1031331	GREER TS7 TOUCHSCREEN	1	
13	1031272	REEL TAIL	1	
14	1008421	REEL, LMI	1	
15	WSH2-X3750008Z0	SAE WASHER, 3/8, GR8, ZN	3	
16	HHCS-C3757508Z0	HEX HEAD CAP SCREW, 3/8-16 X 3/4 LEN, GR8, ZN	3	
17	1044318	GREER LMI MG6 WAD CAPABLE COMPUTER KIT WITH PRESSURE TRANS	1	

WHEN ORDERING PARTS, SPECIFY MODEL NUMBER, SERIAL NUMBER AND DESCRIPTION OF PARTS REQUIRED

PLATFORM OPTIONS - XO CRANE



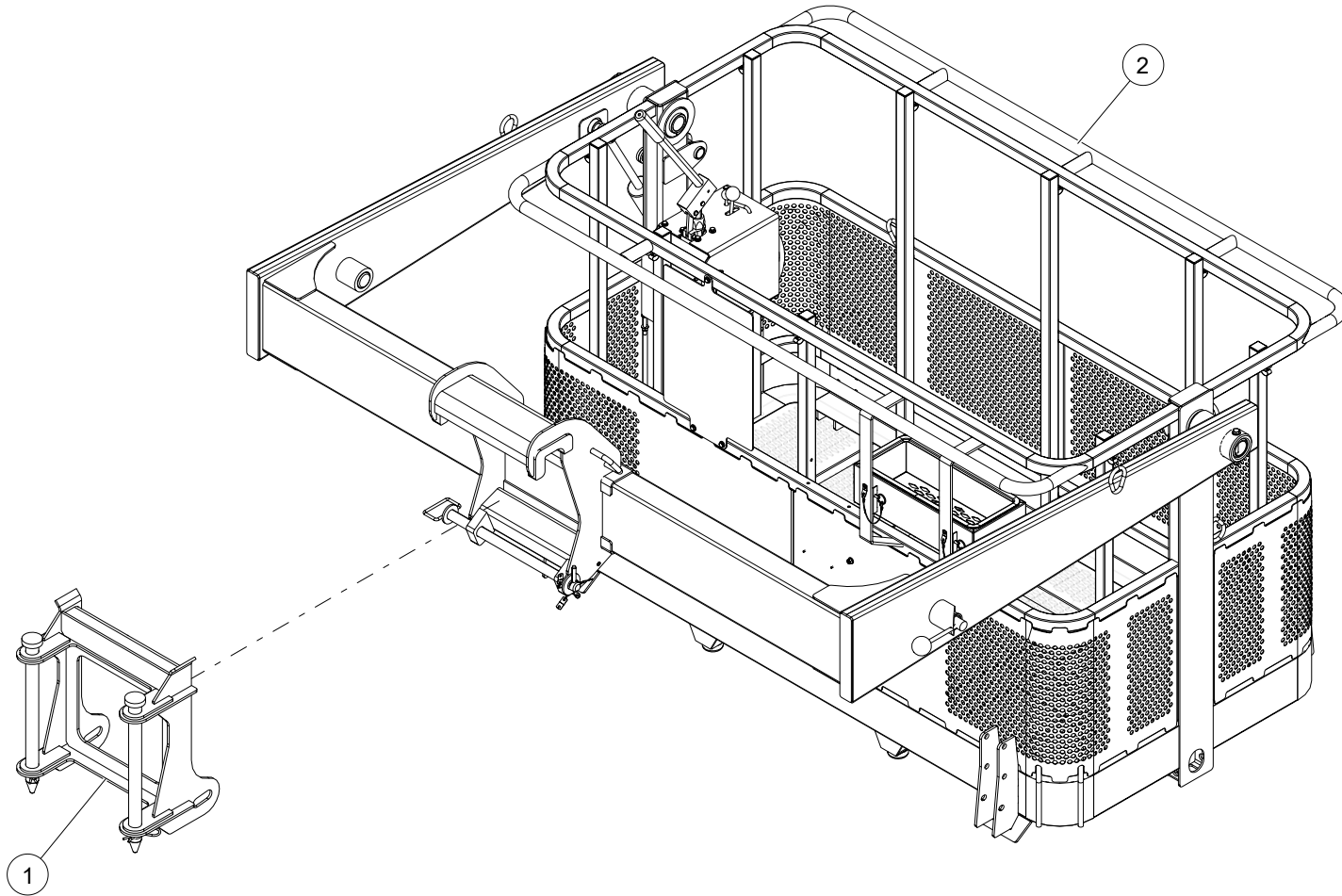
WHEN ORDERING PARTS, SPECIFY MODEL NUMBER, SERIAL NUMBER AND DESCRIPTION OF PARTS REQUIRED

PLATFORM OPTIONS - XO CRANE

ITEM	PART NUMBER	DESCRIPTION	QUANTITY	NOTES
	1025702	PLATFORM OPTIONS - XO CRANE		
1	1025703	2-MAN PLATFORM INSTALLATION	1	SEE PAGE 358
2	1039264	MAN BASKET INSTALLATION ON JIB	1	SEE PAGE 372
3	C1047385	PLATFORM JACK ASSEMBLY	1	SEE PAGE 376
4	C1055396	PROOF AND TRIAL TEST WEIGHTS	1	SEE PAGE 378

WHEN ORDERING PARTS, SPECIFY MODEL NUMBER, SERIAL NUMBER AND DESCRIPTION OF PARTS REQUIRED

2-MAN PLATFORM INSTALLATION



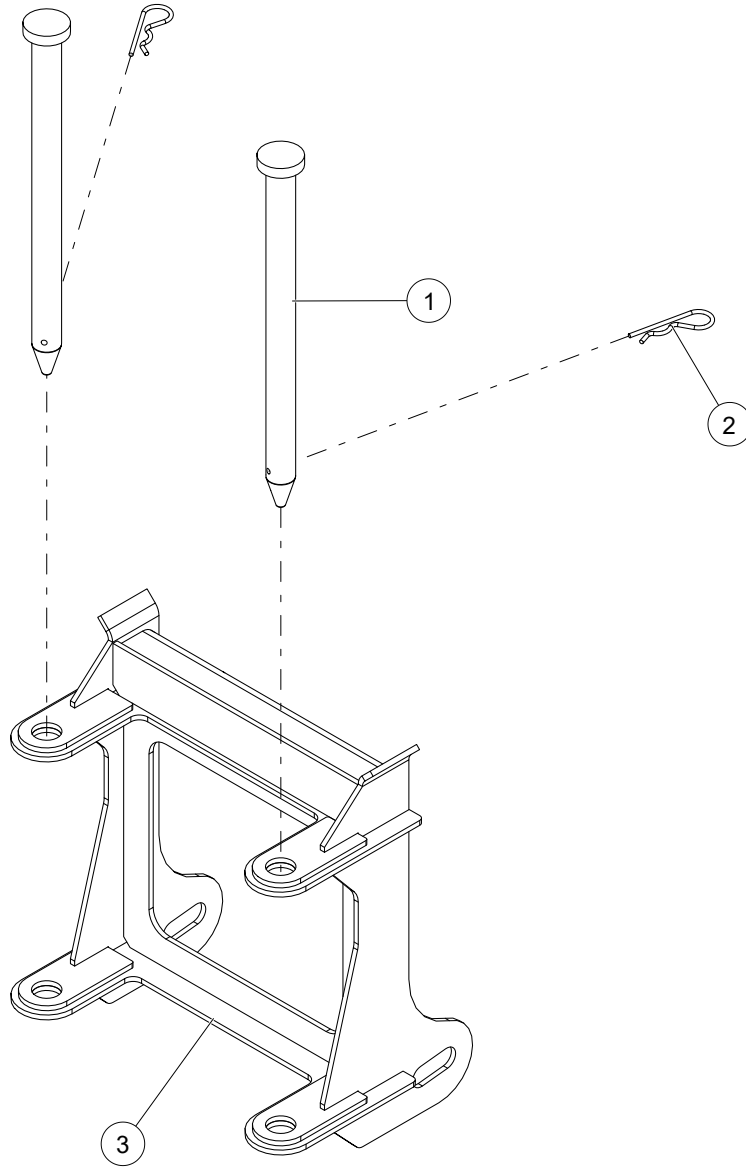
WHEN ORDERING PARTS, SPECIFY MODEL NUMBER, SERIAL NUMBER AND DESCRIPTION OF PARTS REQUIRED

2-MAN PLATFORM INSTALLATION

ITEM	PART NUMBER	DESCRIPTION	QUANTITY	NOTES
	1025703	2-MAN PLATFORM INSTALLATION		
1	1035656	MAN BASKET BRACKET ASSEMBLY	1	SEE PAGE 360
2	1037484	LONG STRAIGHT MAN BASKET	1	SEE PAGE 362

WHEN ORDERING PARTS, SPECIFY MODEL NUMBER, SERIAL NUMBER AND DESCRIPTION OF PARTS REQUIRED

MAN BASKET BRACKET ASSEMBLY

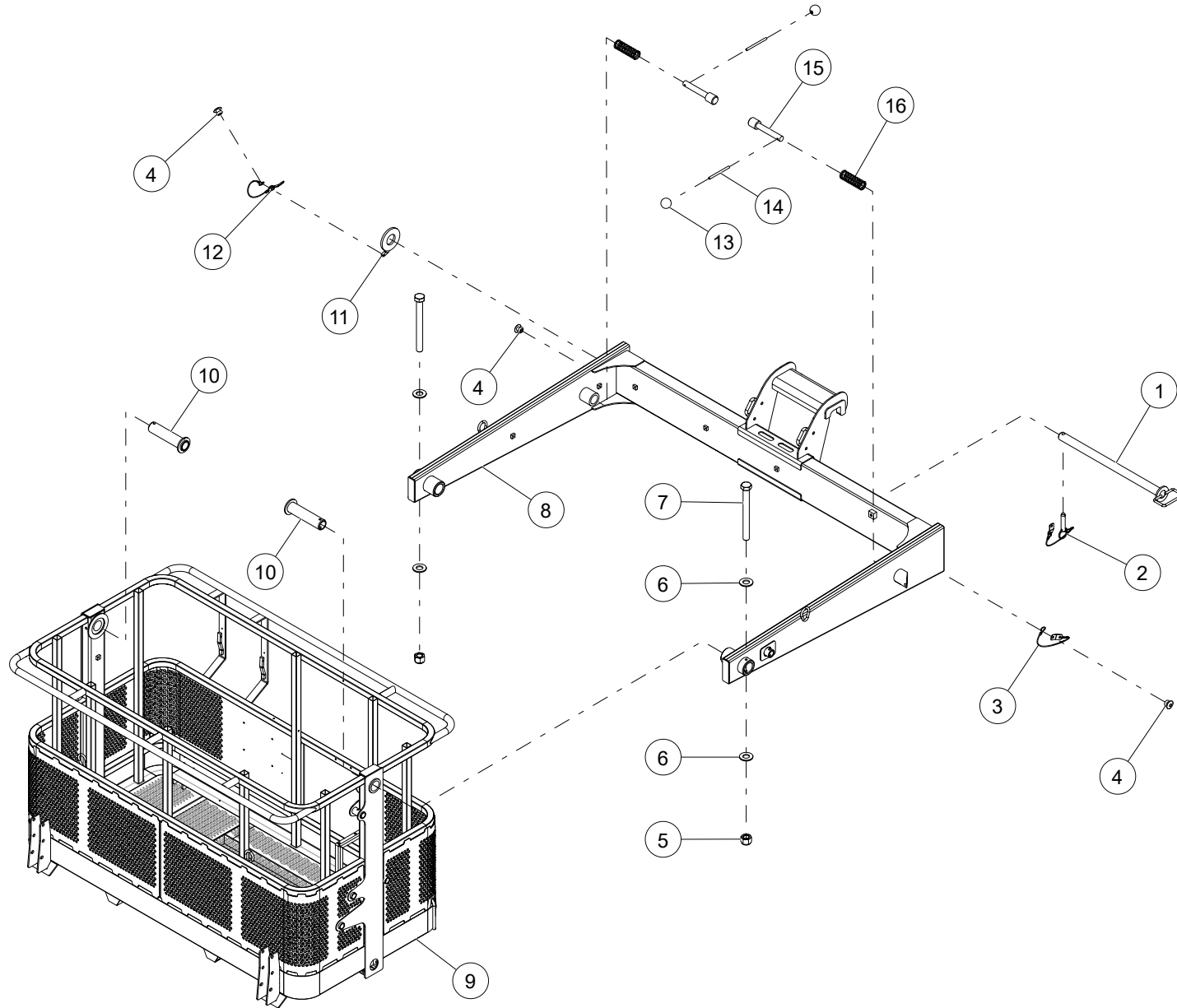


WHEN ORDERING PARTS, SPECIFY MODEL NUMBER, SERIAL NUMBER AND DESCRIPTION OF PARTS REQUIRED

MAN BASKET BRACKET ASSEMBLY

ITEM	PART NUMBER	DESCRIPTION	QUANTITY	NOTES
	1035656	MAN BASKET BRACKET ASSEMBLY		
1	1035158	ASSY, PIN & RETAINER MANBASKET	2	
2	PIN2-X250D00YZ0	HAIRPIN, 11/64 DIA X 3 3/4 LEN, ZINC	2	
3	1031510	WELDMENT, BASKET BRACKET	1	

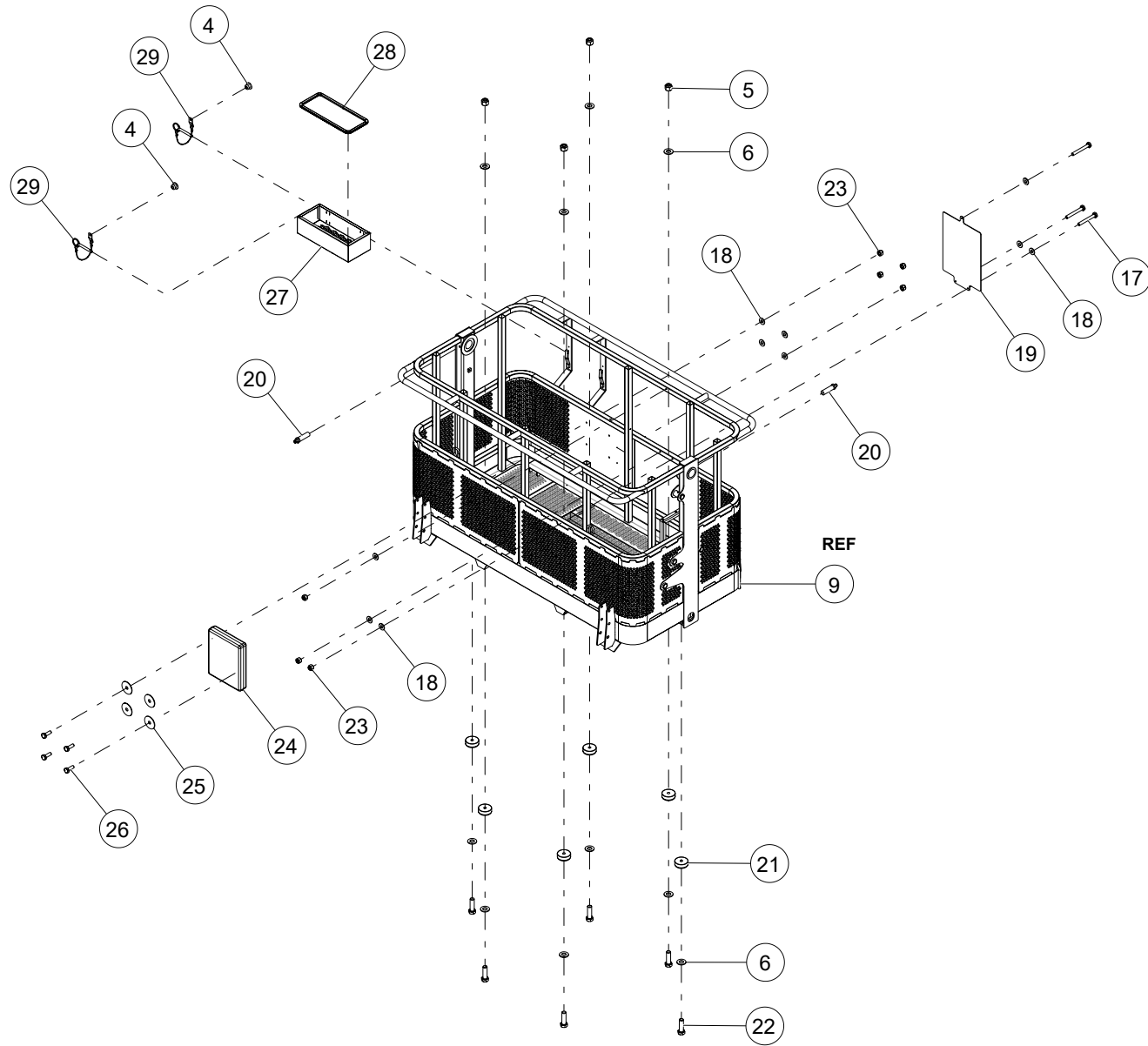
WHEN ORDERING PARTS, SPECIFY MODEL NUMBER, SERIAL NUMBER AND DESCRIPTION OF PARTS REQUIRED



WHEN ORDERING PARTS, SPECIFY MODEL NUMBER, SERIAL NUMBER AND DESCRIPTION OF PARTS REQUIRED

ITEM	PART NUMBER	DESCRIPTION	QUANTITY	NOTES
	1037484	LONG STRAIGHT MAN BASKET		
1	1032888	YOKE MOUNT PIN WELDMENT	1	
2	1033284	RING-GRIP QUICK-RELEASE PIN, 3/8" X 1-1/8" WITH 6" LANYARD	1	
3	1033245	LANYARD LOOP-TO-TAB, 1/16" ROPE X 24" LONG	1	
4	1033209	BLIND RIVET, 3/16" X 0.032-0.375	3	Total 14 in LONG STRAIGHT MAN BASKET
5	NUT3-C3750008Z0	NYLON LOCK NUT, 3/8-16, GR8, ZN	2	Total 6 in LONG STRAIGHT MAN BASKET
6	WSH2-X3750008Z0	SAE WASHER, 3/8, GR8, ZN	4	Total 14 in LONG STRAIGHT MAN BASKET
7	HHCS-C375C758Z0	HEX HEAD CAP SCREW, 3/8-16 X 3 3/4 LEN, GR8, ZN	2	
8	1037485	LONG YOKE MAN BASKET	1	
9	1032917	MAN BASKET WELDMENT	1	
10	1032957	BASKET PRIMARY PIN WELDMENT	2	
11	1032887	YOKE MOUNT PIN, RETAINING WASHER	1	
12	1033283	LANYARD EYE-TO-TAB, 1/16" ROPE X 6" LONG	1	
13	1041279	RED PLASTIC BALL KNOB - 3/8"-16	2	
14	1038467	ROD, HANDLE SHAFT	2	
15	1037731	PIN, BASKET RETENTION	2	
16	1038378	SPRING	2	

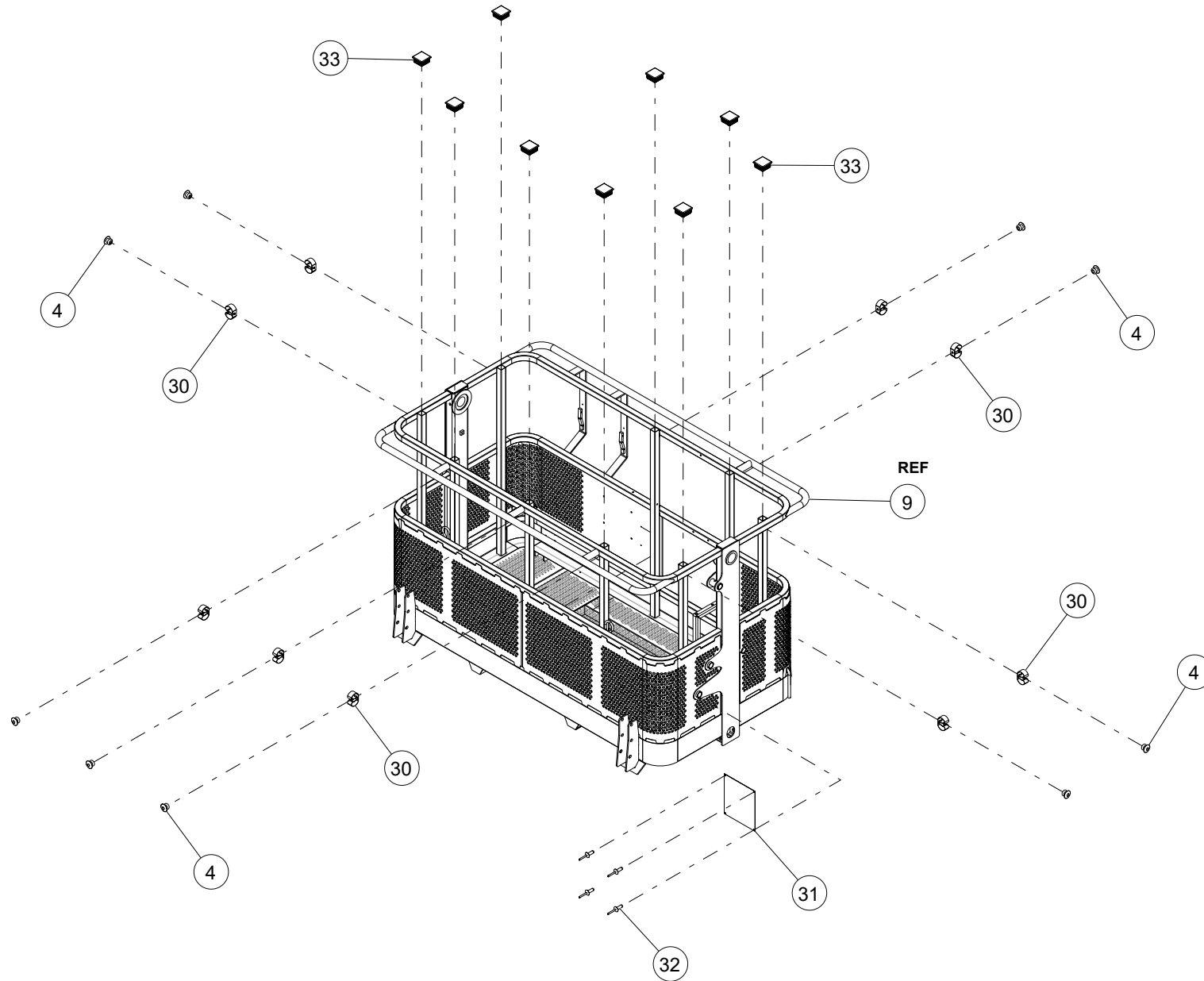
WHEN ORDERING PARTS, SPECIFY MODEL NUMBER, SERIAL NUMBER AND DESCRIPTION OF PARTS REQUIRED



WHEN ORDERING PARTS, SPECIFY MODEL NUMBER, SERIAL NUMBER AND DESCRIPTION OF PARTS REQUIRED

ITEM	PART NUMBER	DESCRIPTION	QUANTITY	NOTES
	1037484	LONG STRAIGHT MAN BASKET		
17	HHCS-C250B008Z0	HEX HEAD CAP SCREW, 1/4-20 X 2 LEN, GR8, ZN	3	
18	WSH2-X2500008Z0	SAE WASHER, 1/4, GR8, ZN	10	Total 22 in LONG STRAIGHT MAN BASKET
19	1044161	PLATE, DECAL MOUNTING	1	
20	1033211	GREASE FITTING, 1/8"-27, 1-3/4"L	2	
21	1033148	RUBBER BUMPER FOOT	6	
22	HHCS-C375A258Z0	HEX HEAD CAP SCREW, 3/8-16 X 1 1/4 LEN, GR8, ZN	6	
23	NUT3-C2500008Z0	NYLON LOCK NUT, 1/4-20, GR8, ZN	7	
24	1033379	MANUAL-PAK	1	
25	1033196	OVERSIZED FLAT WASHER, 1/4" SCREW	4	
26	HHCS-C2507508Z0	HEX HEAD CAP SCREW, 1/4-20 X 3/4 LEN, GR8, ZN	4	Total 16 in LONG STRAIGHT MAN BASKET
27	1032963	TOOL BASKET WELDMENT	1	
28	1044284	EDGE TRIM	1	
29	1033288	RING-GRIP QUICK-RELEASE PIN, 1/4" X 1-5/8" WITH 6" LANYARD	2	

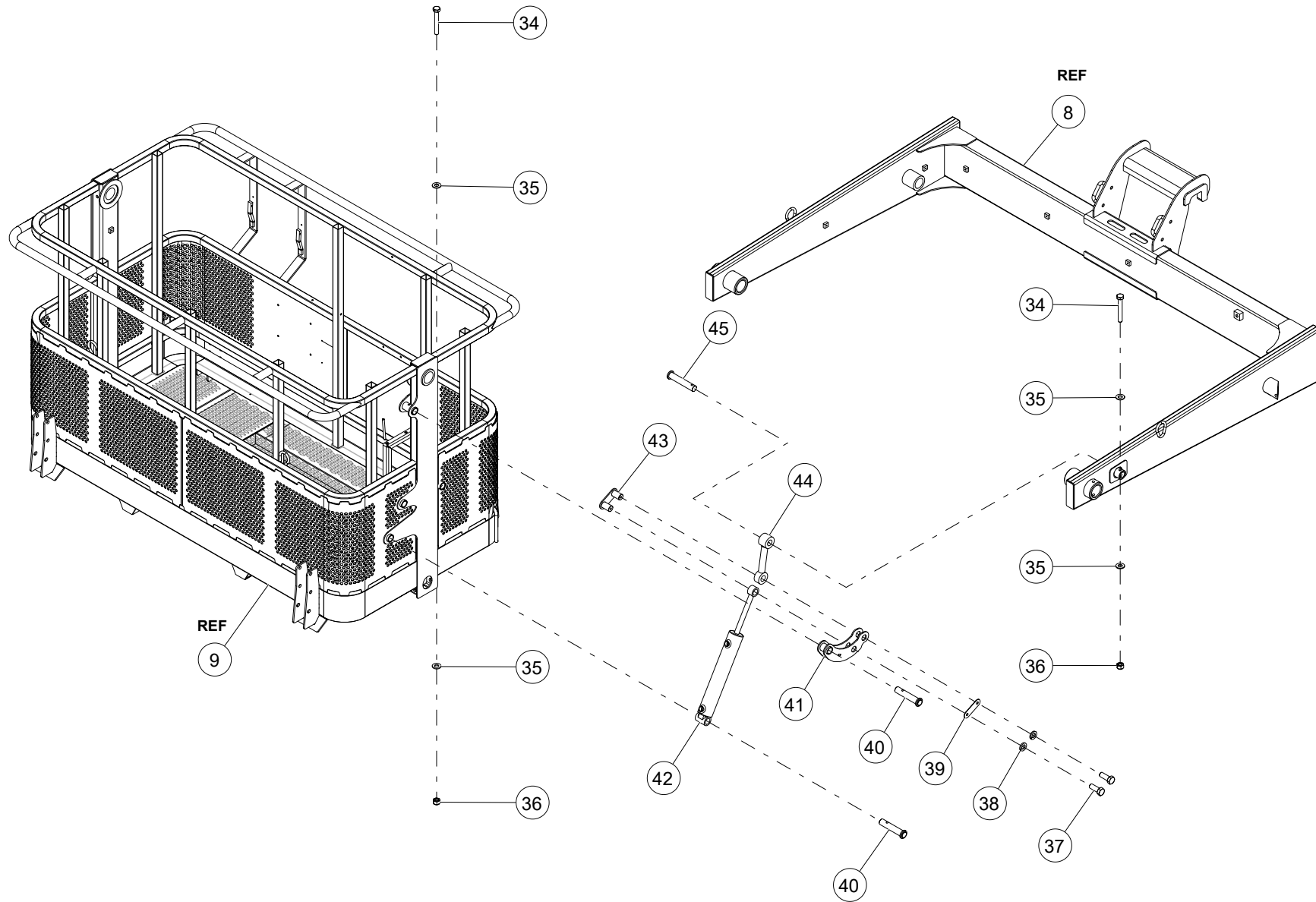
WHEN ORDERING PARTS, SPECIFY MODEL NUMBER, SERIAL NUMBER AND DESCRIPTION OF PARTS REQUIRED



WHEN ORDERING PARTS, SPECIFY MODEL NUMBER, SERIAL NUMBER AND DESCRIPTION OF PARTS REQUIRED

ITEM	PART NUMBER	DESCRIPTION	QUANTITY	NOTES
	1037484	LONG STRAIGHT MAN BASKET		
30	1033286	TOOL HOLDER, 1/2"	9	
31	1006874	PLATFORM IDENTIFICATION DECAL	1	
32	C1047436	1/8" RIVET NUT FOR 0.126"-0.187" THICKNESS	4	
33	1033287	SQ TUBE CAP - 1-1/4"	9	

WHEN ORDERING PARTS, SPECIFY MODEL NUMBER, SERIAL NUMBER AND DESCRIPTION OF PARTS REQUIRED



WHEN ORDERING PARTS, SPECIFY MODEL NUMBER, SERIAL NUMBER AND DESCRIPTION OF PARTS REQUIRED

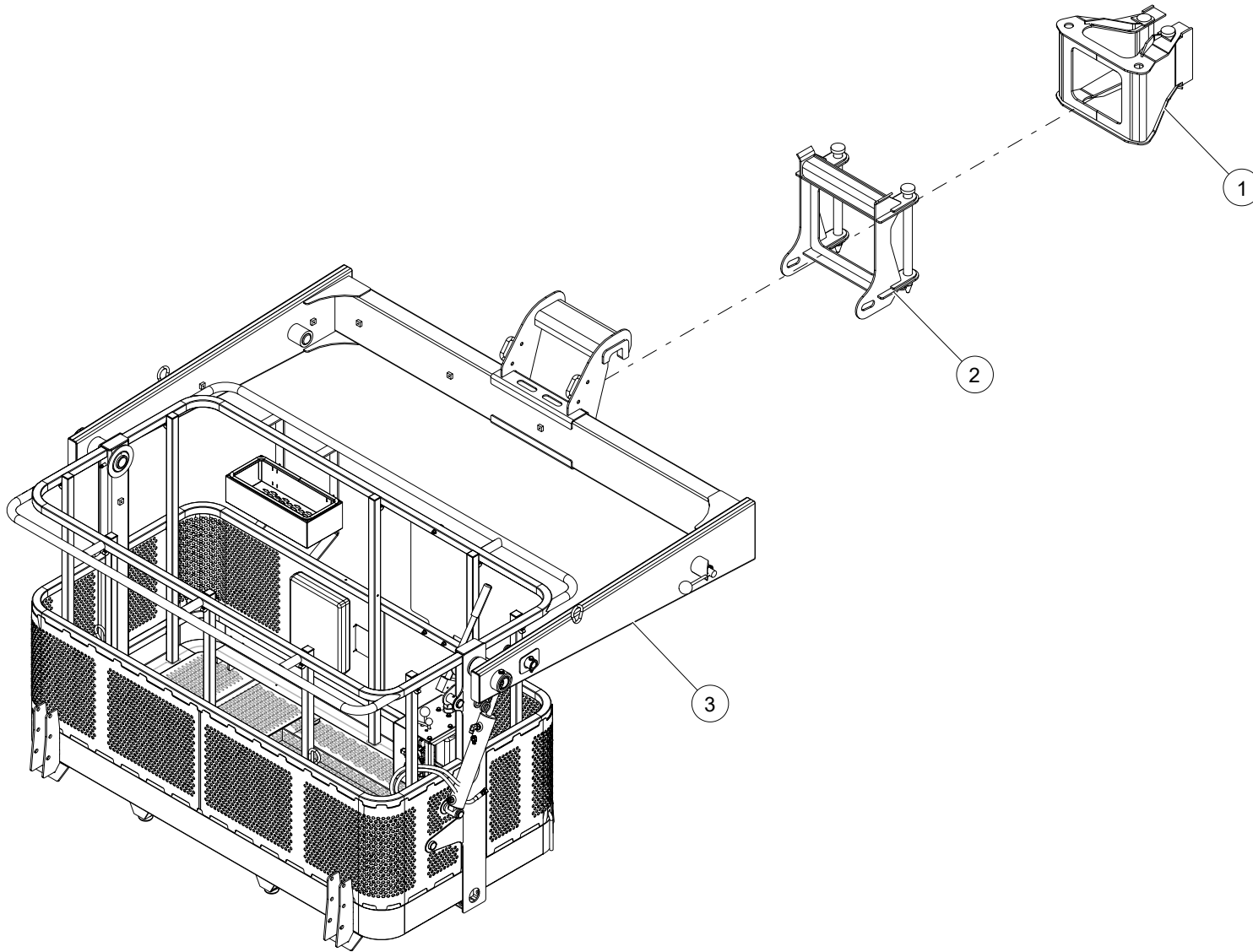
ITEM	PART NUMBER	DESCRIPTION	QUANTITY	NOTES
	1037484	LONG STRAIGHT MAN BASKET		
34	HHCS-C313B258Z0	HEX HEAD CAP SCREW, 5/16-18 X 2 1/4 LEN, GR8, ZN	2	
35	WSH2-X3130008Z0	SAE WASHER, 5/16, GR8, ZN	4	Total 7 in LONG STRAIGHT MAN BASKET
36	NUT3-C3130008Z0	NYLON LOCK NUT, 5/16-18, GR8, ZN	2	Total 3 in LONG STRAIGHT MAN BASKET
37	HHCS-C375A008Z0	HEX HEAD CAP SCREW, 3/8-16 X 1 LEN, GR8, ZN	2	
38	WSH4-X3750008Z0	SPIRAL LOCK WASHER, 3/8, GR8, ZN	2	
39	C1047429	SIDE PLATE	1	
40	1032954	HYDRAULIC PIN (BASKET) WELDMENT	2	
41	C1047305	WELDMENT, PIVOT ARM	1	
42	1033031	HYDRAULIC CYLINDER	1	
43	C1047275	WELDMENT, DUAL PIN RETAINER	1	
44	C1047358	WELDMENT, DOG BONE	1	
45	1032913	HYDRAULIC PIN (YOKE) WELDMENT	1	

WHEN ORDERING PARTS, SPECIFY MODEL NUMBER, SERIAL NUMBER AND DESCRIPTION OF PARTS REQUIRED

ITEM	PART NUMBER	DESCRIPTION	QUANTITY	NOTES
	1037484	LONG STRAIGHT MAN BASKET		
46	1032968	CONTROL BOX COVER	1	
47	1008350	PUMP, MAN BASKET	1	
48	1013997	ELBOW, 90, MOFS-4/MORB-4	2	
49	1034361	HOSE, -4, 3000, FOFS-4SW/FOFS-4SW, 16.5	2	
50	1013999	ELBOW, 90, MOFS-4/MORB-8	2	
51	1034349	HOSE, -4, 3000, FOFS-4SW/90 FOFS-4SW, 42.75	1	
52	1010068	ADAPTER,MOFS-4/MORB-6	1	
53	1013998	ELBOW, 90, MOFS-4/MORB-6	1	
54	1034354	HOSE, -4, 3000, FOFS-4SW/90 FOFS-4SW, 31.5	1	
55	1010004	ADAPTER, MOFS-4/FOFS-8SW	2	
56	1036625	VALVE, CHECK ORIFICE ADAPTER 8 MOFS / 8 MORB 0.031"	2	
57	1008349	VALVE, MAN BASKET LEVEL	1	
58	1032969	CONTROL BOX WELDMENT	1	
59	HHCS-C313A508Z0	HEX HEAD CAP SCREW, 5/16-18 X 1 1/2 LEN, GR8, ZN	2	
60	1044171	PART, SPRING 1.75" LONG	1	
61	1044169	WELDMENT, BASKET FLOAT LOCK OUT	1	
62	1044172	BLACK PHENOLIC PLASTIC BALL KNOB 1" DIA	1	
63	1034414	KNOB, RED BALL, THREADED M8X1.25, 1.4"	1	
64	1034406	ALL THREAD, M8X1.25X4IN	1	
65	WSH4-X3130008Z0	SPIRAL LOCK WASHER, 5/16, GR8, ZN	2	
66	NUT1-C3130008Z0	HEX NUT, 5/16-18, GR8, ZN	2	
67	WSH4-X2500008Z0	SPIRAL LOCK WASHER, 1/4, GR8, ZN	4	

WHEN ORDERING PARTS, SPECIFY MODEL NUMBER, SERIAL NUMBER AND DESCRIPTION OF PARTS REQUIRED

MAN BASKET INSTALLATION ON JIB



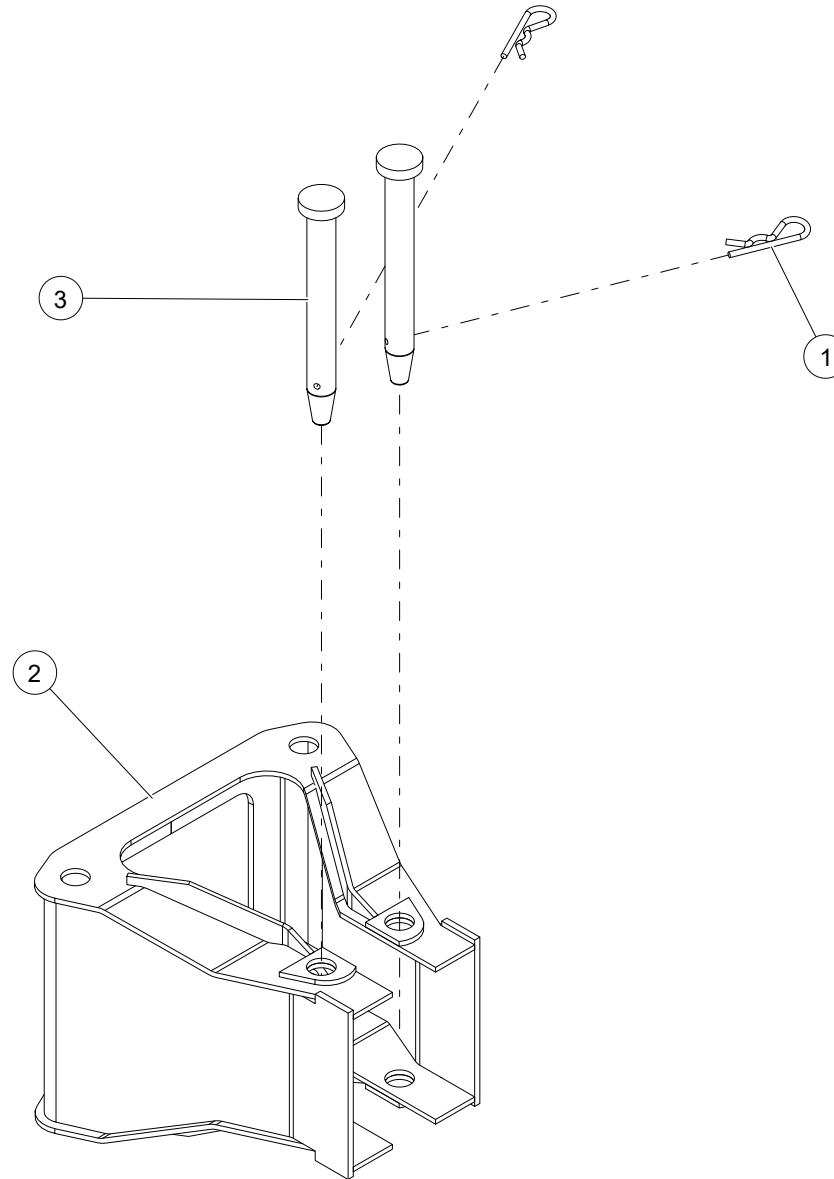
WHEN ORDERING PARTS, SPECIFY MODEL NUMBER, SERIAL NUMBER AND DESCRIPTION OF PARTS REQUIRED

MAN BASKET INSTALLATION ON JIB

ITEM	PART NUMBER	DESCRIPTION	QUANTITY	NOTES
	1039264	MAN BASKET INSTALLATION ON JIB		
1	1032673	JIB HEAD BASKET BRACKET	1	SEE PAGE 374
2	1035656	MAN BASKET BRACKET ASSEMBLY	1	SEE PAGE 360
3	1037484	LONG STRAIGHT MAN BASKET ASSEMBLY	1	SEE PAGE 362

WHEN ORDERING PARTS, SPECIFY MODEL NUMBER, SERIAL NUMBER AND DESCRIPTION OF PARTS REQUIRED

JIB HEAD BASKET BRACKET



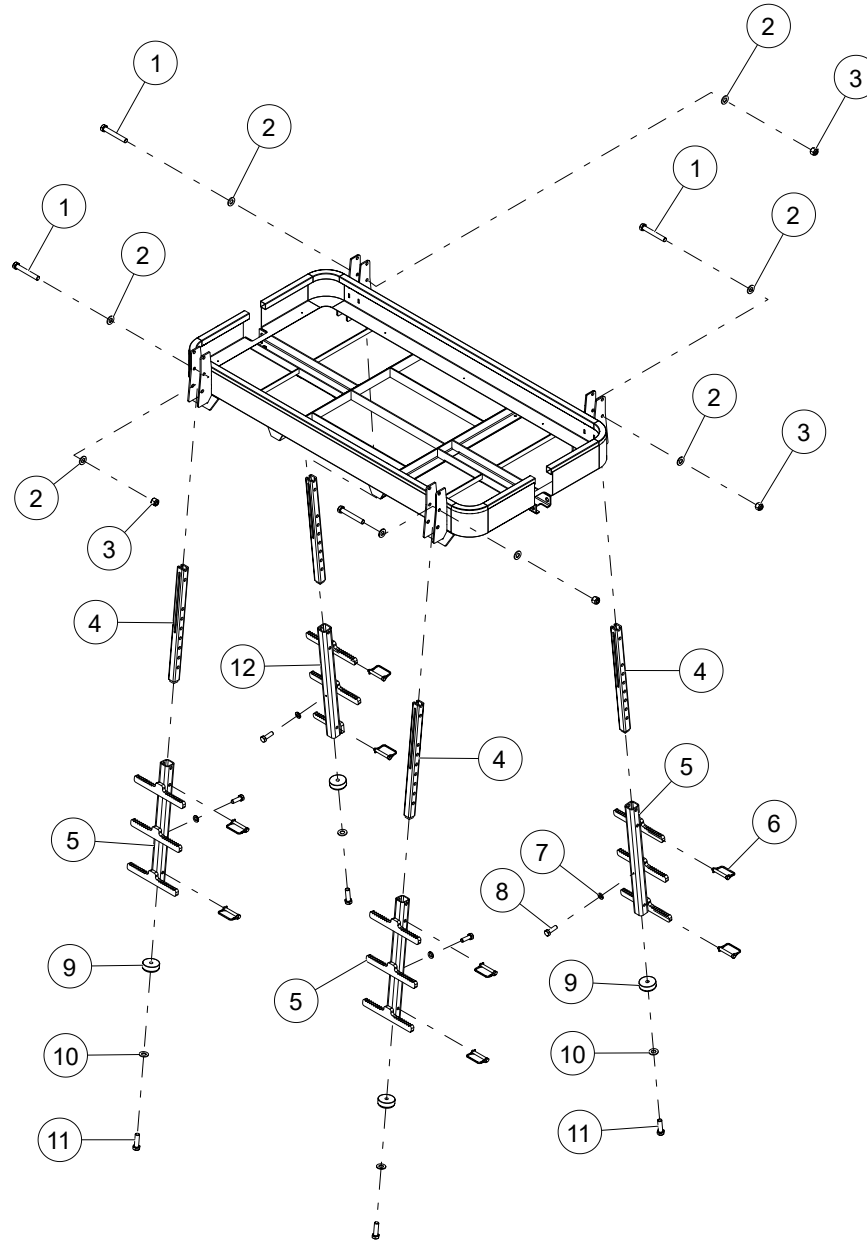
WHEN ORDERING PARTS, SPECIFY MODEL NUMBER, SERIAL NUMBER AND DESCRIPTION OF PARTS REQUIRED

JIB HEAD BASKET BRACKET

ITEM	PART NUMBER	DESCRIPTION	QUANTITY	NOTES
	1032673	JIB HEAD BASKET BRACKET		
1	PIN2-X250D00YZ0	HAIRPIN, 1/4 DIA X 4 LEN, ZINC	2	
2	1035650	JIB HEAD BASKET BRACKET	1	
3	1032672	PIN	2	

WHEN ORDERING PARTS, SPECIFY MODEL NUMBER, SERIAL NUMBER AND DESCRIPTION OF PARTS REQUIRED

PLATFORM JACK ASSEMBLY

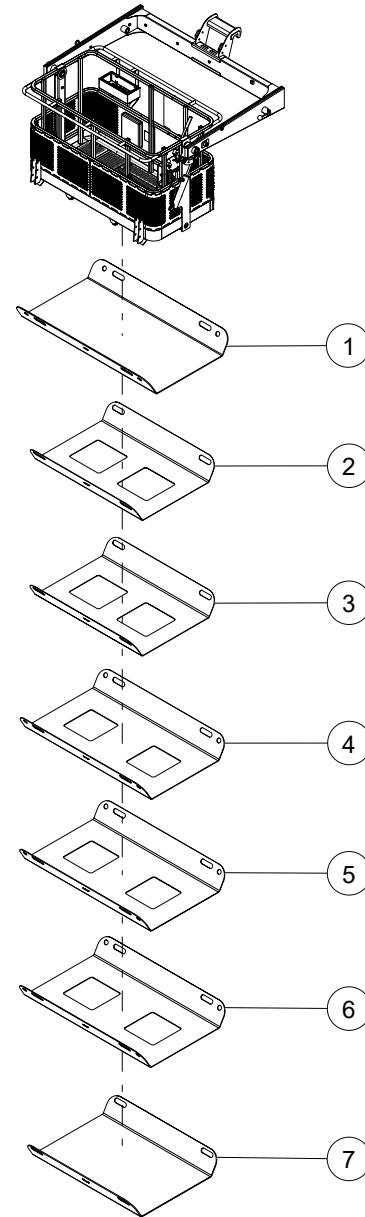


WHEN ORDERING PARTS, SPECIFY MODEL NUMBER, SERIAL NUMBER AND DESCRIPTION OF PARTS REQUIRED

PLATFORM JACK ASSEMBLY

ITEM	PART NUMBER	DESCRIPTION	QUANTITY	NOTES
	C1047385	PLATFORM JACK ASSEMBLY		
1	HHCS-C500C508Z0	HEX HEAD CAP SCREW, 1/2-13 X 3 1/2 LEN, GR8, ZN	4	
2	WSH2-X5000008Z0	SAE WASHER, 1/2, GR8, ZN	8	
3	NUT3-C5000008Z0	NYLON LOCK NUT, 1/2-13, GR8, ZN	4	
4	1044772	WELDMENT, JACK LEG INNER	4	
5	1044775	WELDMENT, OUTER LEG	3	
6	PIN7-X500C00XZ0	LOCK PIN WITH SQUARE RETAINER, 1/2 DIA X 3 LEN, ZINC	8	
7	WSH4-X3130008Z0	SPIRAL LOCK WASHER, 5/16, GR8, ZN	4	
8	HHCS-C313A008Z1	HEX HEAD CAP SCREW, 5/16-18 X 1 LEN, GR8, ZN, FULL THREAD	4	
9	1033148	RUBBER BUMPER FOOT	4	
10	WSH2-X3750008Z0	SAE WASHER, 3/8, GR8, ZN	4	
11	HHCS-C375A258Z0	HEX HEAD CAP SCREW, 3/8-16 X 1 1/4 LEN, GR8, ZN	4	
12	1044776	WELDMENT, OUTER LEG CLEARANCE	1	

WHEN ORDERING PARTS, SPECIFY MODEL NUMBER, SERIAL NUMBER AND DESCRIPTION OF PARTS REQUIRED



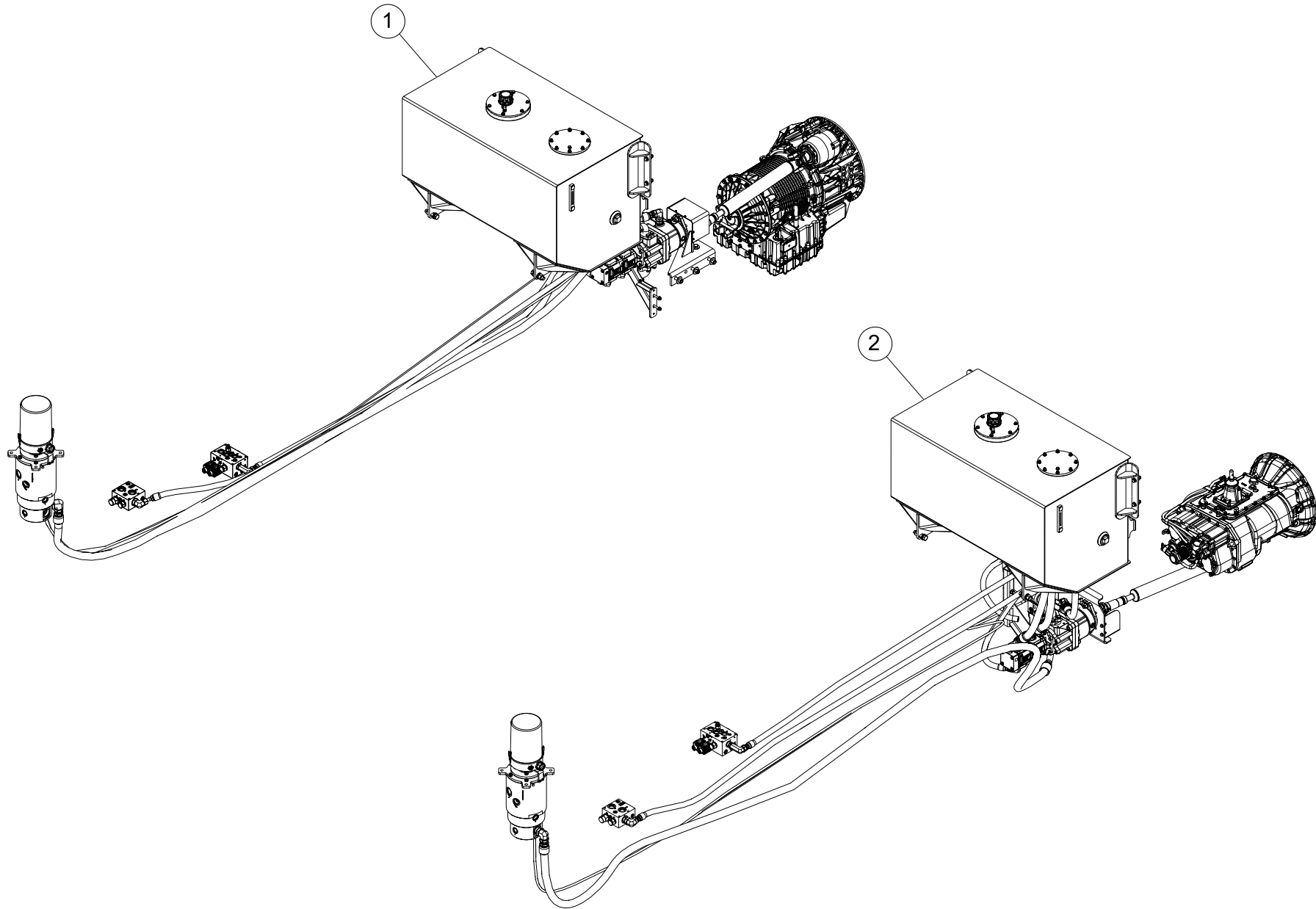
WHEN ORDERING PARTS, SPECIFY MODEL NUMBER, SERIAL NUMBER AND DESCRIPTION OF PARTS REQUIRED

PROOF AND TRIAL TEST WEIGHTS

ITEM	PART NUMBER	DESCRIPTION	QUANTITY	NOTES
	C1055396	PROOF AND TRIAL TEST WEIGHTS		
1	C1055394	450 LBS WEIGHT, PROOF AND TRIAL TEST	1	
2	C1055395	150-1 LBS WEIGHT, PROOF AND TRIAL TEST	1	
3	C1057884	150-2 LBS WEIGHT, PROOF AND TRIAL TEST	1	
4	C1057878	250-1 LBS WEIGHT, PROOF AND TRIAL TEST	1	
5	C1057879	250-2 LBS WEIGHT, PROOF AND TRIAL TEST	1	
6	C1057880	250-3 LBS WEIGHT, PROOF AND TRIAL TEST	1	
7	C1057883	375 LBS WEIGHT, PROOF AND TRIAL TEST	1	
8*	C1055450	D SHACKLE, PROOF AND TRIAL TEST	4	
9*	C1055449	LIFTING CHAIN, PROOF AND TRIAL TEST	2	

* NOT SHOWN IN THE ILLUSTRATION

WHEN ORDERING PARTS, SPECIFY MODEL NUMBER, SERIAL NUMBER AND DESCRIPTION OF PARTS REQUIRED



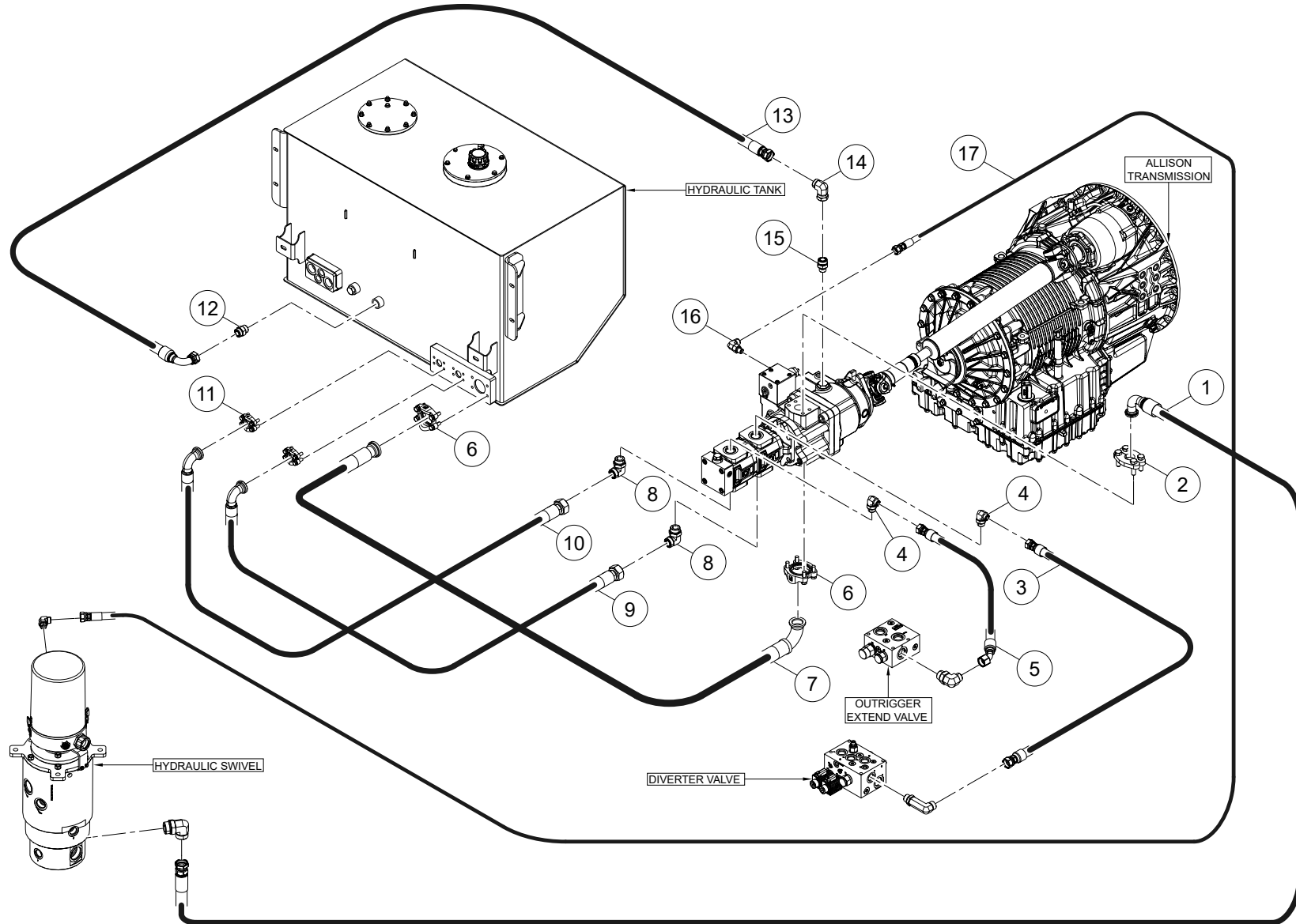
WHEN ORDERING PARTS, SPECIFY MODEL NUMBER, SERIAL NUMBER AND DESCRIPTION OF PARTS REQUIRED

XO HOSE OPTIONS

ITEM	PART NUMBER	DESCRIPTION	QUANTITY	NOTES
	C1041289	XO HOSE OPTIONS		
1	C1041290	HOSE VARIANT, ALLISON TRANSMISSION	1	SEE PAGE 382
2	C1041291	HOSE VARIANT, EATON TRANSMISSION	1	SEE PAGE 384

WHEN ORDERING PARTS, SPECIFY MODEL NUMBER, SERIAL NUMBER AND DESCRIPTION OF PARTS REQUIRED

HOSE VARIANT, ALLISON TRANSMISSION



HOSE LENGTH AND PROFILE SHOWN FOR REPRESENTATION ONLY.

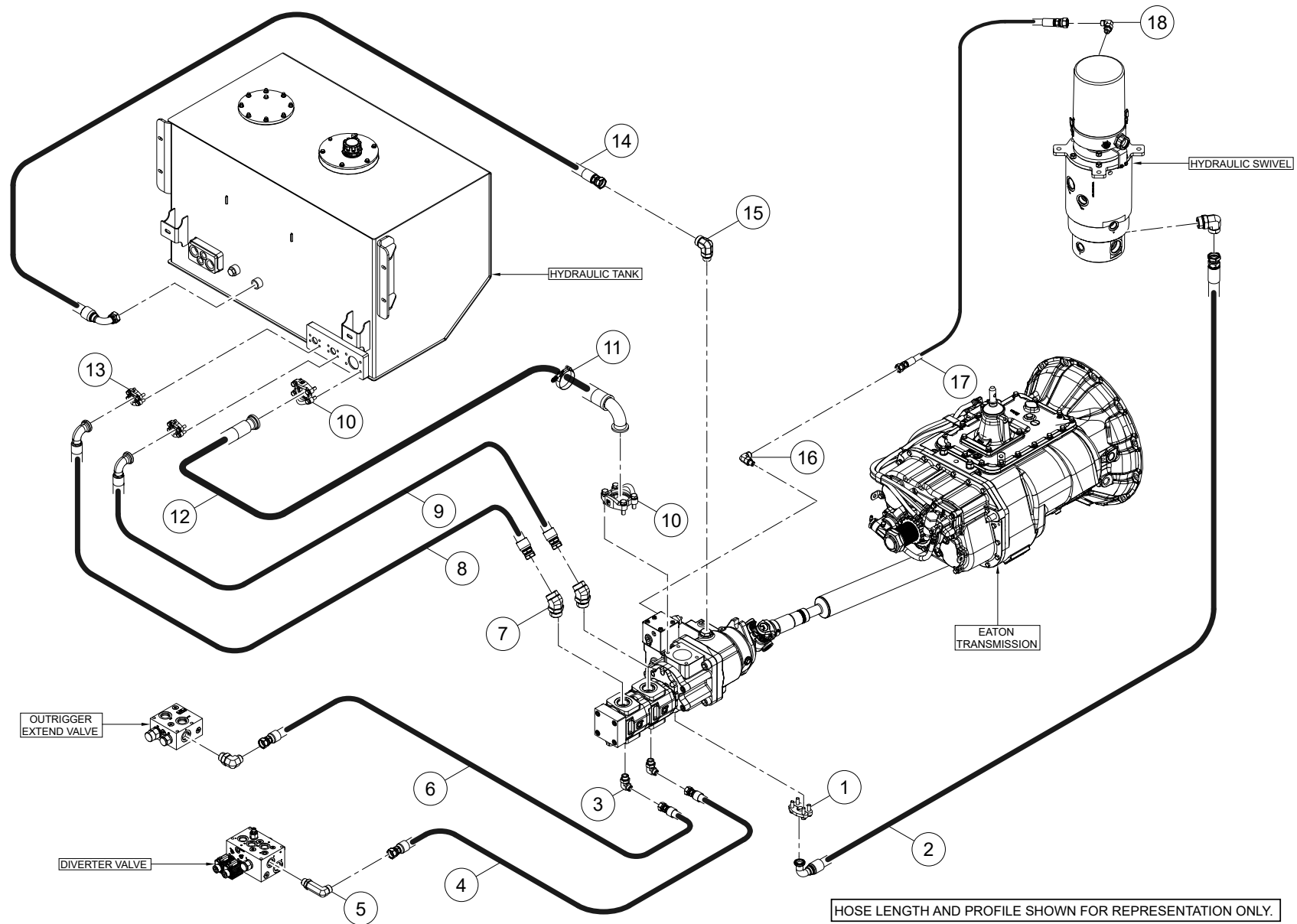
WHEN ORDERING PARTS, SPECIFY MODEL NUMBER, SERIAL NUMBER AND DESCRIPTION OF PARTS REQUIRED

HOSE VARIANT, ALLISON TRANSMISSION

ITEM	PART NUMBER	DESCRIPTION	QUANTITY	NOTES
	C1041290	HOSE VARIANT, ALLISON TRANSMISSION		
1	C1053100	HOSE, -20,5000,90C62-20/FOFS-20SW,211.5	1	
2	1020223	CLAMP, C62-20, KIT	1	
3	C1053396	HOSE, -12, 4000, FOFS-12SW / FOFS-12SW, 141.25	1	
4	1014020	ELBOW, 90, MOFS-12/MORB-16	2	
5	C1053305	HOSE, -12,4000,45FOFS-12SW/FOFS-12SW,162.75	1	
6	1020228	CLAMP, C61-40, KIT	2	
7	C1053096	HOSE, -40,LOW,90C61-40FLNG/C61-40FLNG,64.5	1	
8	1014026	ELBOW,90,MOFS-20/MORB-20	2	
9	C1053399	HOSE, -20, LOW, 90C61-20FLNG / FOFS-20SW,49.25	1	
10	C1053397	HOSE, -20, LOW, 90C61-20FLNG / FOFS-20SW,42	1	
11	1020224	CLAMP, C61-20, KIT	2	
12	1010094	ADAPTER, MOFS-16/MORB-16	1	
13	C1053398	HOSE, -16, LOW, 90FOFS-16SW / FOFS-16SW, 55.75	1	
14	1041072	ELBOW, 90, MOFS-16/FOFS-16SW	1	
15	1010092	ADAPTER, MOFS-16/MORB-12	1	
16	1013997	ELBOW, 90, MOFS-4/MORB-4	1	
17	1041536	HOSE, -4,4000,FOFS-4SW/FOFS-4SW,206.5	1	

WHEN ORDERING PARTS, SPECIFY MODEL NUMBER, SERIAL NUMBER AND DESCRIPTION OF PARTS REQUIRED

HOSE VARIANT, EATON TRANSMISSION



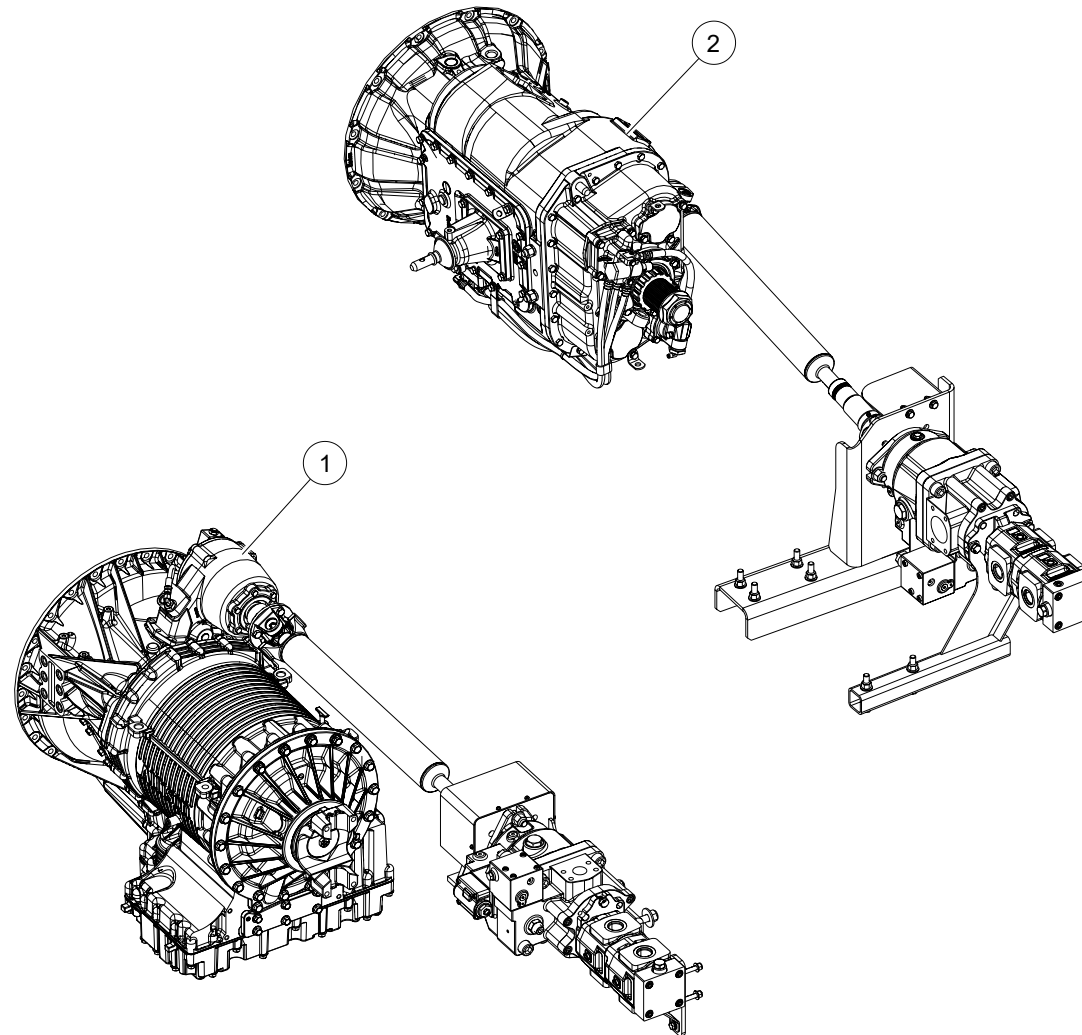
WHEN ORDERING PARTS, SPECIFY MODEL NUMBER, SERIAL NUMBER AND DESCRIPTION OF PARTS REQUIRED

HOSE VARIANT, EATON TRANSMISSION

ITEM	PART NUMBER	DESCRIPTION	QUANTITY	NOTES
	C1041291	HOSE VARIANT, EATON TRANSMISSION		
1	1020223	CLAMP, C62-20, KIT	1	
2	C1049124	HOSE, -20, 5000, 90FOFS-20SW/FOFS-20SW, 233.5	1	
3	1014020	ELBOW, 90, MOFS-12/MORB-16	2	
4	1027768	HOSE, -12, 4000, FOFS-12SW/FOFS-12SW, 148.25	1	
5	1014018	ELBOW, 90, MOFS-12/MORB-12, L	1	
6	1027769	HOSE, -12, 4000, FOFS-12SW/FOFS-12SW, 168.75	1	
7	1016207	ELBOW, 45, MOFS-20/MORB-20	2	
8	C1047980	HOSE, -20, LOW, 90FOFS-20SW/FOFS-20SW, 43.75	1	
9	C1047979	HOSE, -20, LOW, 90FOFS-20SW/FOFS-20SW, 43.5	1	
10	1020228	CLAMP, C61-40, KIT	2	
11	1000664	HOSE CLAMP, T-BOLT 2-15/16-3-1/4" ZP	1	
12	C1047981	HOSE, -40, LOW, 90C61-40/C61-40, 60	1	
13	1020224	CLAMP, C61-20, KIT	2	
14	C1047982	HOSE, -16, LOW, 90FOFS-16SW/FOFS-16SW, 50	1	
15	1014022	ELBOW, 90, MOFS-16/MORB-12	1	
16	1013997	ELBOW, 90, MOFS-4/MORB-4	1	
17	1027767	HOSE, -4, 5000, FOFS-4SW/FOFS-4SW, 230.25	1	
18	1013998	ELBOW, 90, MOFS-4/MORB-6	1	
19*	1014026	ELBOW, 90, MOFS-20/MORB-20	1	

* ITEM NOT SHOWN IN THE ILLUSTRATION

WHEN ORDERING PARTS, SPECIFY MODEL NUMBER, SERIAL NUMBER AND DESCRIPTION OF PARTS REQUIRED

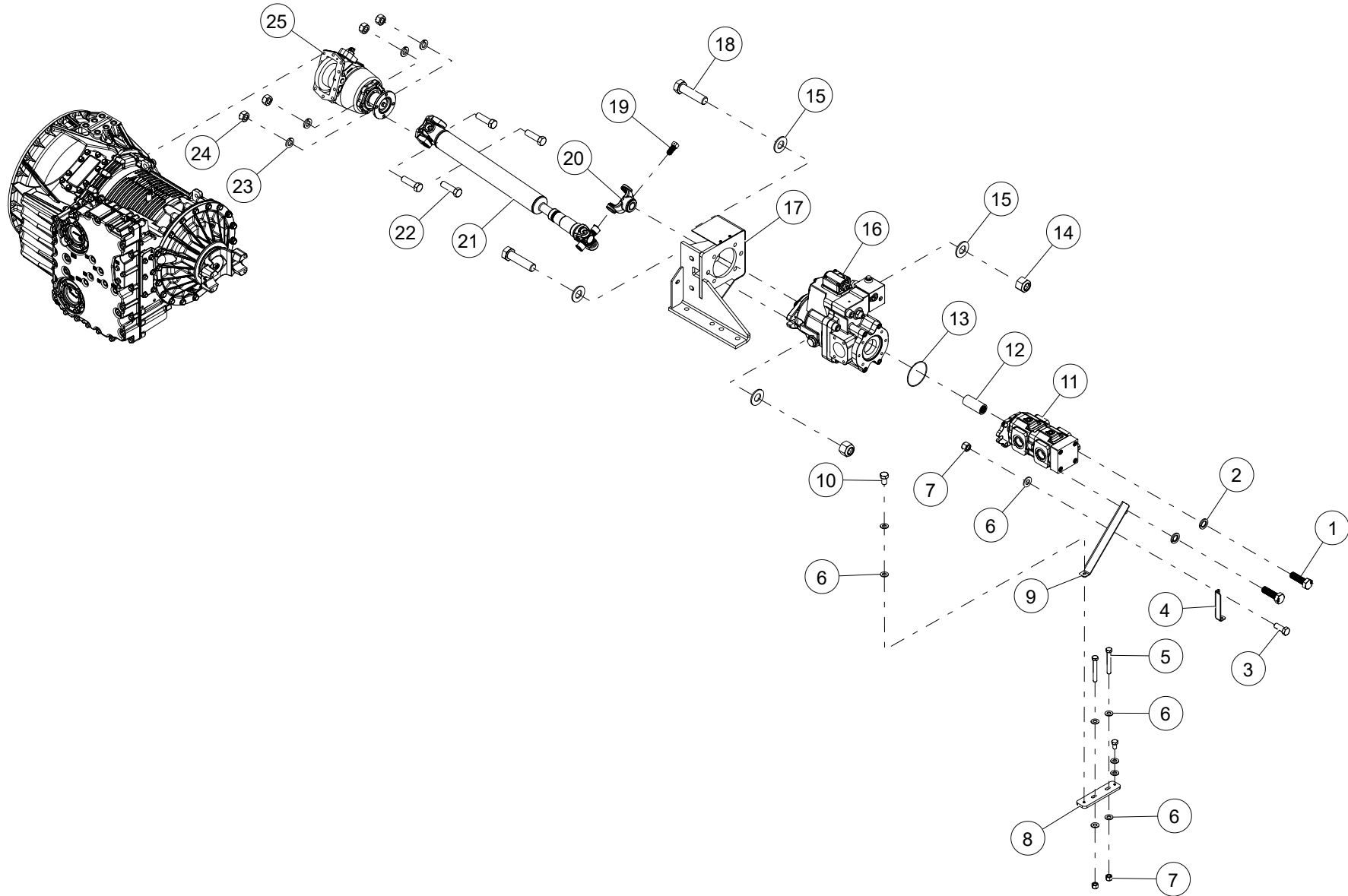


WHEN ORDERING PARTS, SPECIFY MODEL NUMBER, SERIAL NUMBER AND DESCRIPTION OF PARTS REQUIRED

PUMP/PTO OPTION

ITEM	PART NUMBER	DESCRIPTION	QUANTITY	NOTES
	1008828	PUMP/PTO OPTION		
1	1030834	PUMP/PTO ASSEMBLY, ALLISON TRANSMISSION	1	SEE PAGE 388
2	1030835	PUMP/PTO ASSEMBLY, EATON TRANSMISSION	1	SEE PAGE 392

WHEN ORDERING PARTS, SPECIFY MODEL NUMBER, SERIAL NUMBER AND DESCRIPTION OF PARTS REQUIRED



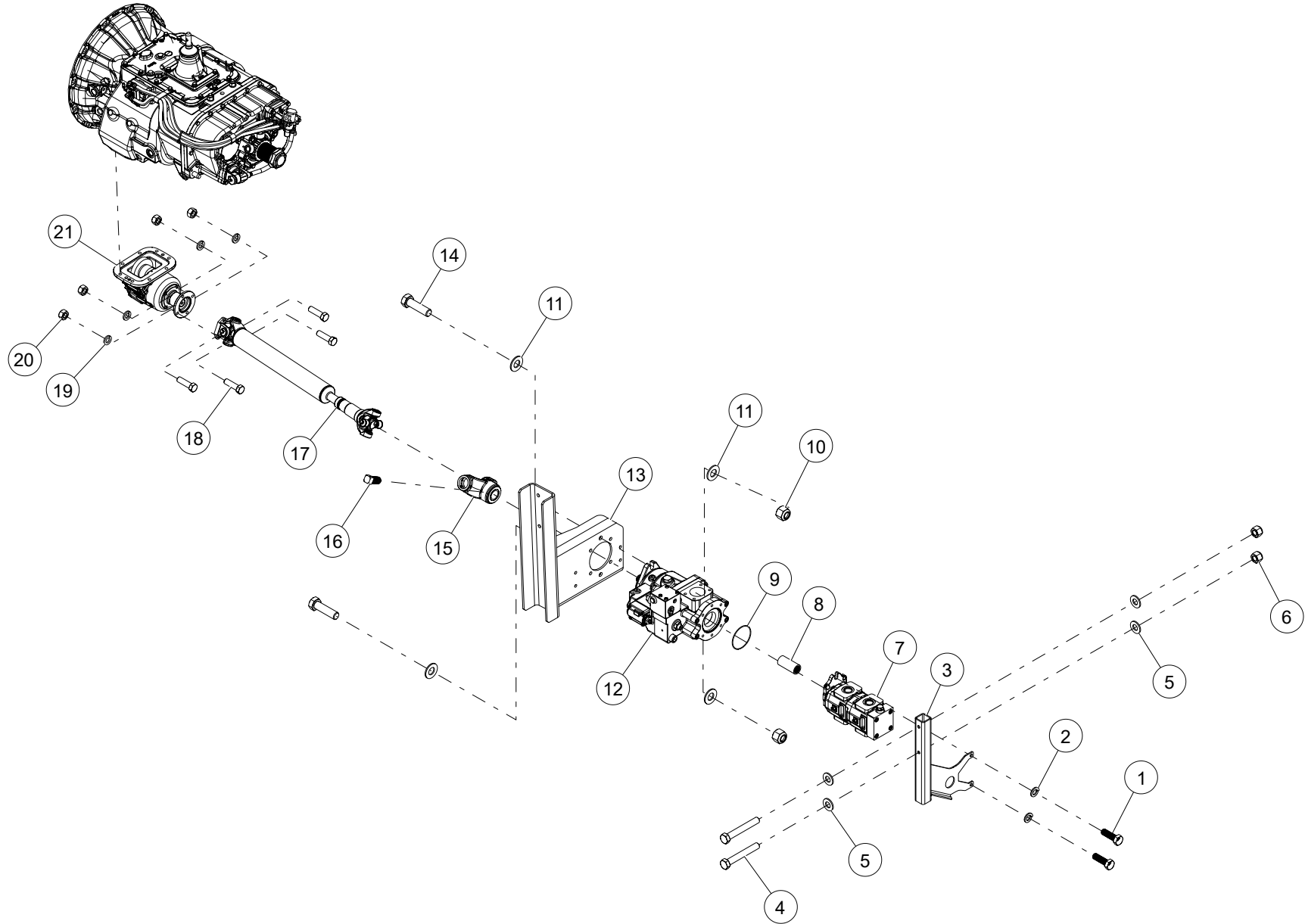
WHEN ORDERING PARTS, SPECIFY MODEL NUMBER, SERIAL NUMBER AND DESCRIPTION OF PARTS REQUIRED

ITEM	PART NUMBER	DESCRIPTION	QUANTITY	NOTES
	1030834	PUMP/PTO ASSEMBLY, ALLISON TRANSMISSION		
1	1026503	BOLT, M12 X 1.75MM THREAD, 40MM LG	2	
2	WSH4-X12A000PZ0	LOCK WASHER, SPIRAL, M12, ZINC	2	
3	HHCS-C375A008Z0	HEX HEAD CAP SCREW, 3/8-16 X 1 LEN, GR8, ZN	1	
4	1037606	BRACKET, SUPPORT, HORZ, PTO PUMP	1	
5	HHCS-C375B758Z0	HEX HEAD CAP SCREW, 3/8-16 X 2 3/4 LEN, GR8, ZN	2	
6	WSH1-X3750008Z0	WASHER, 3/8, GR8, ZN	9	
7	NUT3-C3750008Z0	NYLON LOCK NUT, 3/8-16, GR8, ZN	3	
8	1037506	PLATE, MOUNTING, PTO PUMP SUPPORT	1	
9	1037507	BRACKET, SUPPORT, PTO PUMP	1	
10	HHCS-C3756258Z0	HEX HEAD CAP SCREW, 3/8-16 X 5/8 LEN, GR8, ZN	2	
11	1008267	DOUBLE PUMP CW	1	
12	1008302	COUPLING, SAE BB 15T	1	
13	1026509	O-RING, AS568A-155	1	
14	NUT3-C6250008M0	NYLON LOCK NUT, 5/8-11, GR8, MA	2	Total 7 in ALLISON TRANSMISSION
15	WSH2-X6250008Z0	SAE WASHER, 5/8, GR8, ZN	4	
16	1008303	PUMP, PISTON 140 CC, CW	1	
17	1037400	ASSEMBLY, PTO BRACKET W/COVER	1	
18	HHCS-C625B508M0	HEX HEAD CAP SCREW, 5/8-11 X 2 1/2 LEN, GR8, MA	2	
19	1026694	SET SCREW, SQUARE, 3/8"-16 THREAD, 3/4" LG	1	
20	1009012	END YOKE	1	
21	1031017	DRIVESHAFT ASSEMBLY, ALLISON	1	
22	HHCS-C438A508Z0	HEX HEAD CAP SCREW, 7/16-14 X 1 1/2 LEN, GR8, ZN	4	
23	WSH4-X4380008Z0	SPIRAL LOCK WASHER, 7/16, GR8, ZN	4	
24	NUT1-C4380008Z0	HEX NUT, 7/16-14, GR8, ZN	4	
25	1026508	PTO GEARBOX, ALLISON	1	

WHEN ORDERING PARTS, SPECIFY MODEL NUMBER, SERIAL NUMBER AND DESCRIPTION OF PARTS REQUIRED

ITEM	PART NUMBER	DESCRIPTION	QUANTITY	NOTES
	1030834	PUMP/PTO ASSY, ALLISON TRANSMISSION		
26	HHCS-C500A758Z0	HEX HEAD CAP SCREW, 1/2-13 X 1 3/4 LEN, GR8, ZN	1	
27	WSH1-X5000008Z0	WASHER, 1/2, GR8, ZN	2	
28	WSH3-X6250008Z0	FENDER WASHER, 5/8, GR8, ZN	10	
29	HHCS-C625B758M0	HEX HEAD CAP SCREW, 5/8-11 X 2 3/4 LEN, GR8, MA	5	
30	NUT3-C5000008Z0	NYLON LOCK NUT, 1/2-13, GR8, ZN	1	

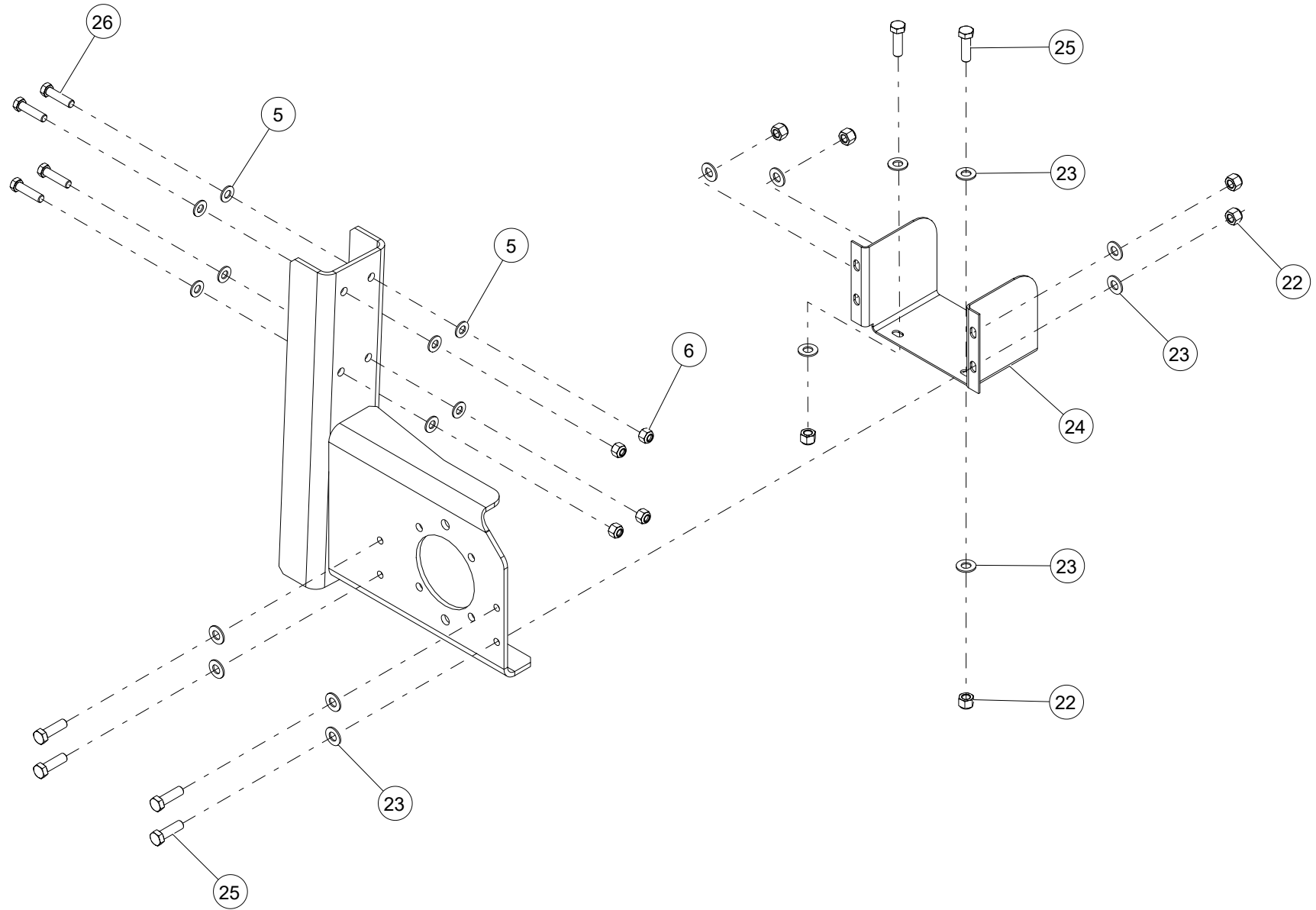
WHEN ORDERING PARTS, SPECIFY MODEL NUMBER, SERIAL NUMBER AND DESCRIPTION OF PARTS REQUIRED



WHEN ORDERING PARTS, SPECIFY MODEL NUMBER, SERIAL NUMBER AND DESCRIPTION OF PARTS REQUIRED

ITEM	PART NUMBER	DESCRIPTION	QUANTITY	NOTES
	1030835	PUMP/PTO ASSEMBLY, EATON TRANSMISSION		
1	1026503	BOLT, M12 X 1.75MM THREAD, 40MM LG	2	
2	1025523	WASHER, SPLIT LOCK, M12	2	
3	C1047136	PISTON PUMP SUPPORT BRACKET WELDMENT	1	
4	HHCS-C500C508Z1	HEX HEAD CAP SCREW, 1/2-13 X 3 1/2 LEN, GR8, ZN, FULL THREAD	2	
5	WSH1-X5000008Z0	WASHER, 1/2, GR8, ZN	4	Total 12 in EATON TRANSMISSION
6	NUT3-C5000008Z0	NYLON LOCK NUT, 1/2-13, GR8, ZN	2	Total 6 in EATON TRANSMISSION
7	1008270	DOUBLE PUMP CCW	1	
8	1008302	COUPLING, SAE BB 15T	1	
9	1026509	O-RING, AS568A-155	1	
10	NUT3-C6250008M0	NYLON LOCK NUT, 5/8-11, GR8, MA	2	
11	WSH1-X6250008Z0	WASHER, 5/8, GR8, ZN	4	
12	1008304	PUMP, PISTON 140 CC, CCW	1	
13	1008592	BRACKET, PUMP MOUNTING	1	
14	HHCS-C625B258M0	HEX HEAD CAP SCREW, 5/8-11 X 2 1/4 LEN, GR8, MA	2	
15	1009012	END YOKE	1	
16	1026694	SET SCREW, SQUARE, 3/8"-16 THREAD, 3/4" LG	1	
17	1031017	DRIVESHAFT ASSEMBLY, ALLISON	1	
18	HHCS-C438A508Z0	HEX HEAD CAP SCREW, 7/16-14 X 1 1/2 LEN, GR8, ZN	4	
19	WSH4-X4380008Z0	SPIRAL LOCK WASHER, 7/16, GR8, ZN	4	
20	NUT1-C4380008Z0	HEX NUT, 7/16-14, GR8, ZN	4	
21	1026507	PTO GEARBOX, EATON	1	

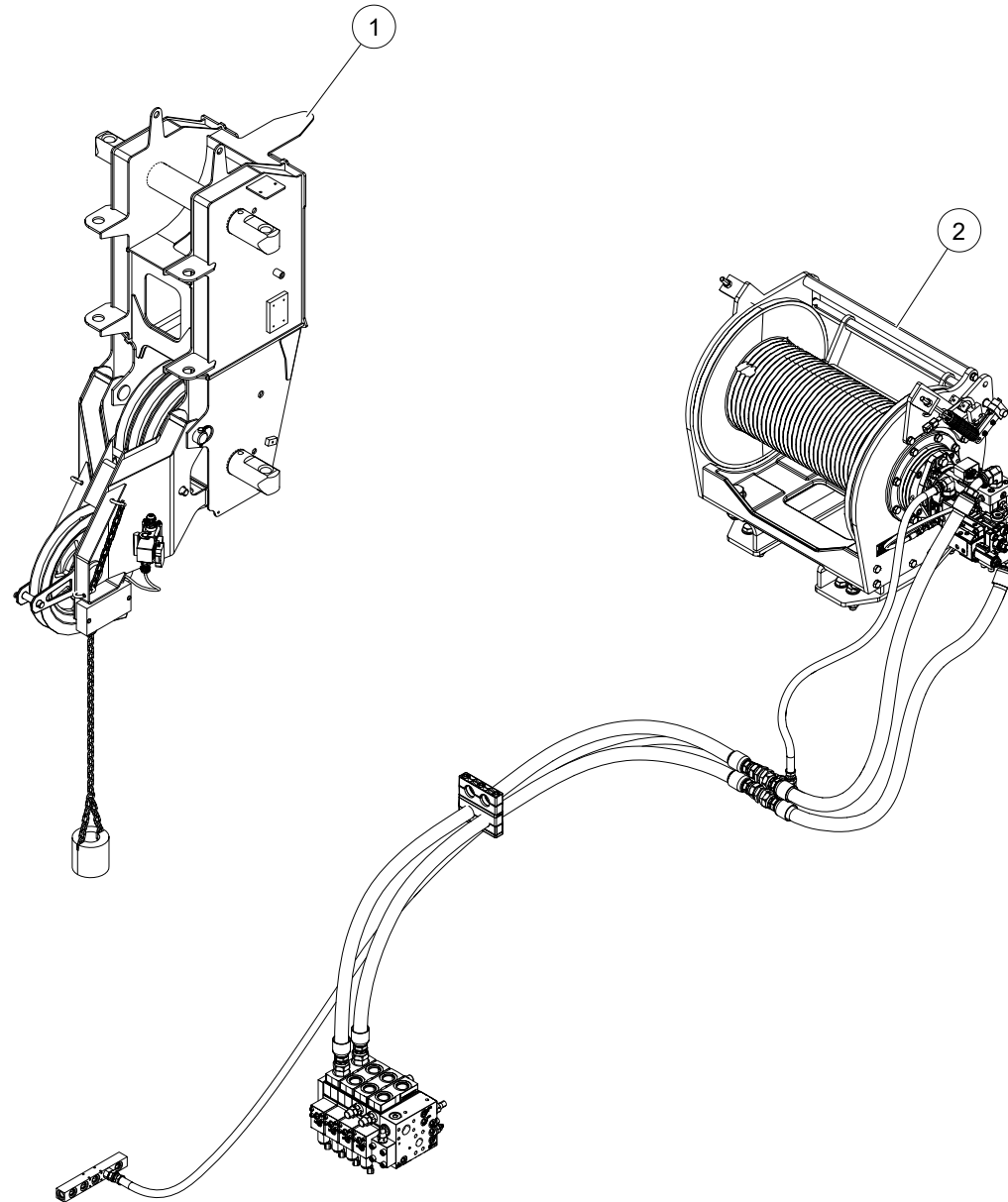
WHEN ORDERING PARTS, SPECIFY MODEL NUMBER, SERIAL NUMBER AND DESCRIPTION OF PARTS REQUIRED



WHEN ORDERING PARTS, SPECIFY MODEL NUMBER, SERIAL NUMBER AND DESCRIPTION OF PARTS REQUIRED

ITEM	PART NUMBER	DESCRIPTION	QUANTITY	NOTES
	1030835	PUMP/PTO ASSEMBLY, EATON TRANSMISSION		
22	NUT3-C3750008Z0	NYLON LOCK NUT, 3/8-16, GR8, ZN	6	
23	WSH1-X3750008Z0	WASHER, 3/8, GR8, ZN	12	
24	1027035	COVER, END YOKE	1	
25	HHCS-C375A258Z0	HEX HEAD CAP SCREW, 3/8-16 X 1 1/4 LEN, GR8, ZN	6	
26	HHCS-C500B008Z0	HEX HEAD CAP SCREW, 1/2-13 X 2 LEN, GR8, ZN	4	

WHEN ORDERING PARTS, SPECIFY MODEL NUMBER, SERIAL NUMBER AND DESCRIPTION OF PARTS REQUIRED



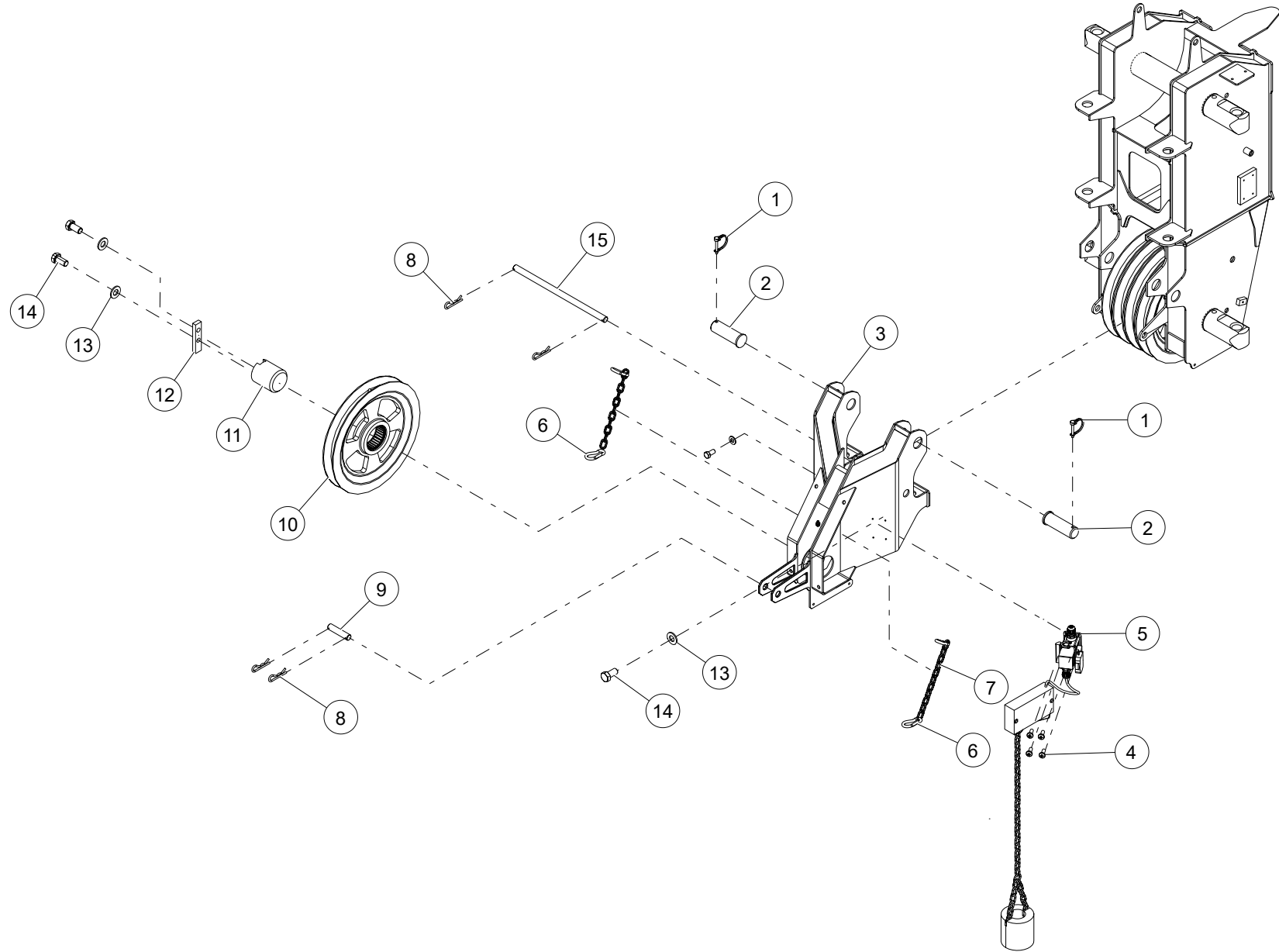
WHEN ORDERING PARTS, SPECIFY MODEL NUMBER, SERIAL NUMBER AND DESCRIPTION OF PARTS REQUIRED

60-150 AUXILIARY WINCH OPTION

ITEM	PART NUMBER	DESCRIPTION	QUANTITY	NOTES
	1032740	60-150 AUXILIARY WINCH OPTION		
1	1025715	AUXILIARY HEAD ASSEMBLY	1	SEE PAGE 398
2	1034804	60-150 AUX WINCH OPTION ASSEMBLY	1	SEE PAGE 400

WHEN ORDERING PARTS, SPECIFY MODEL NUMBER, SERIAL NUMBER AND DESCRIPTION OF PARTS REQUIRED

AUXILIARY HEAD ASSEMBLY



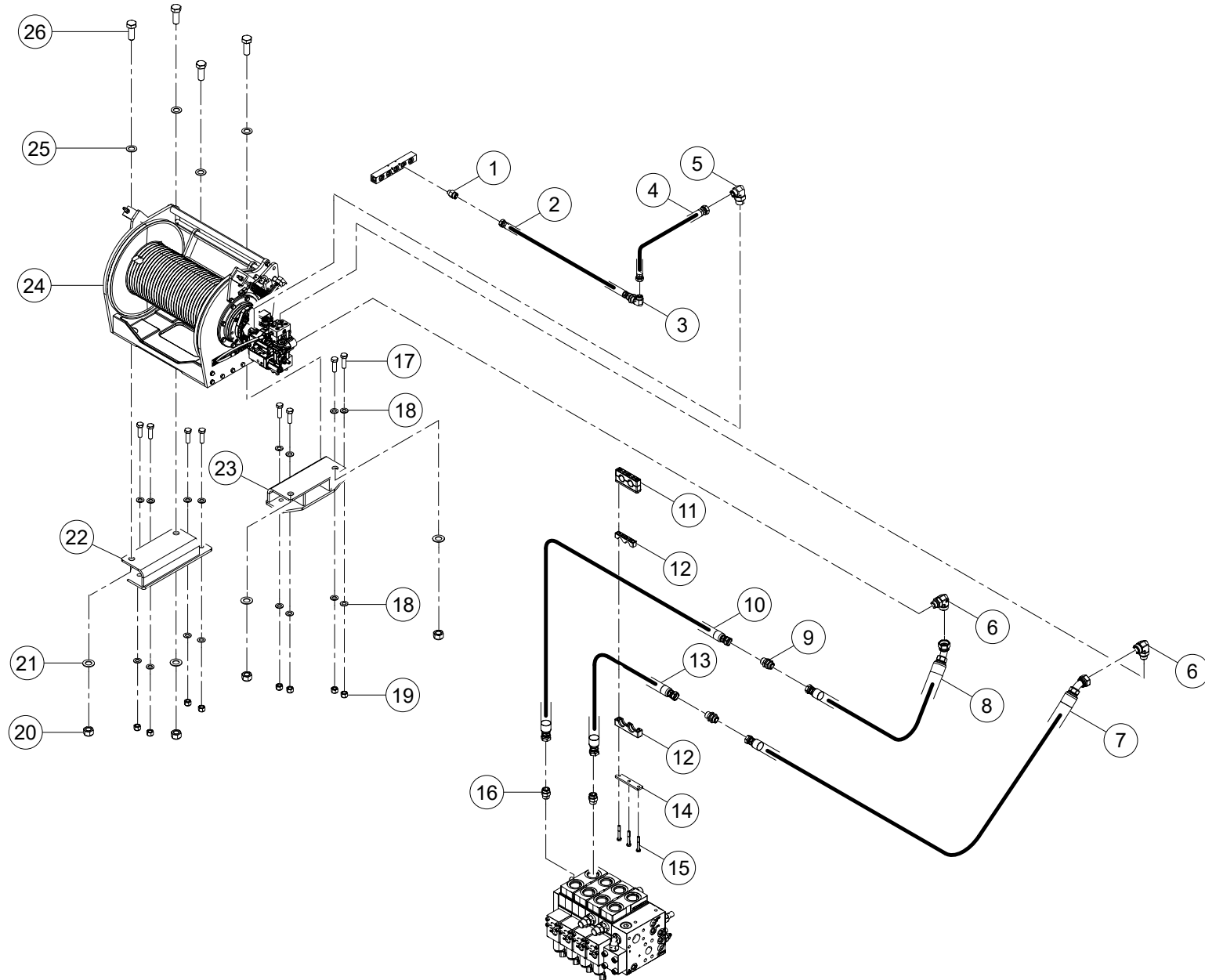
WHEN ORDERING PARTS, SPECIFY MODEL NUMBER, SERIAL NUMBER AND DESCRIPTION OF PARTS REQUIRED

AUXILIARY HEAD ASSEMBLY

ITEM	PART NUMBER	DESCRIPTION	QUANTITY	NOTES
	1025715	AUXILIARY HEAD ASSEMBLY		
1	PIN4-X250A37XZ0	LOCK PIN WITH ROUNDED RETAINER, 1/4 DIA X 1 3/8 LEN, ZINC	2	
2	1025737	PIN, 1.5 DIA X 4.5 LEN	2	
3	1033813	WELDMENT, AUX SHEAVE	1	
4	MS07-C190500ZR0	MACHINE SCREW, 10-24 X 1/2 LEN, NF	4	
5	706A8816	ANTI TWO-BLOCK ASM, AUX SHEAVE	1	
6	1039953	CARABINER #600 CAPACITY	4	
7	1039955	GRADE 30 3/16" CHAIN	2	
8	PIN2-X125B00YZ0	HAIRPIN, 1/8 DIA X 2 LEN, ZINC	4	
9	1025749	ROUND, WIRE ROPE KEEPER	1	
10	1004432	ASSEMBLY, BOOM HEAD SHEAVE	1	
11	1025734	PIN, 3.00 DIA X 3.375 LEN	1	
12	1025735	BAR, PIN KEEPER	1	
13	WSH2-X5000008Z0	SAE WASHER, 1/2, GR8, ZN	4	
14	HHCS-C500A008Z0	HEX HEAD CAP SCREW, 1/2-13 X 1 LEN, GR8, ZN	4	
15	1025738	ROUND, WIRE ROPE KEEPER	1	

WHEN ORDERING PARTS, SPECIFY MODEL NUMBER, SERIAL NUMBER AND DESCRIPTION OF PARTS REQUIRED

AUXILIARY WINCH OPTION

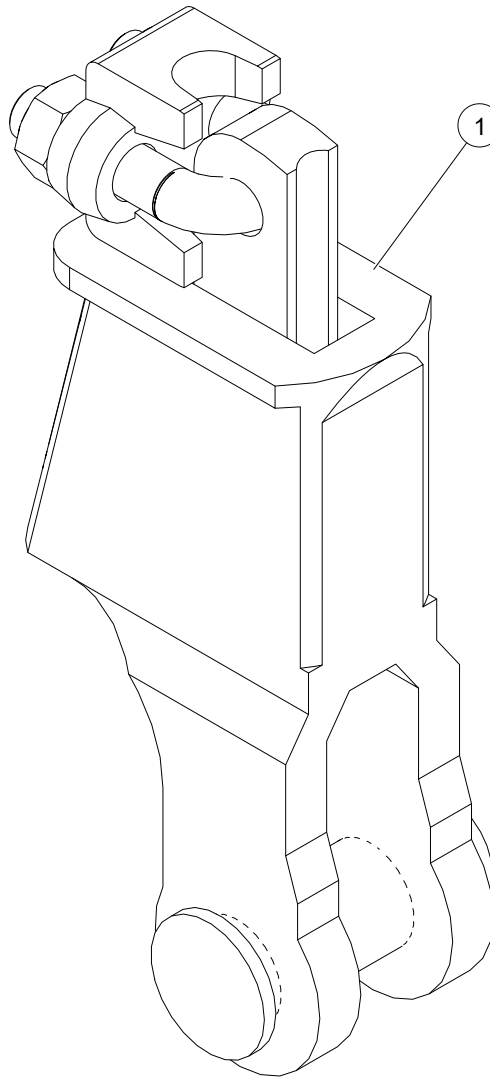


WHEN ORDERING PARTS, SPECIFY MODEL NUMBER, SERIAL NUMBER AND DESCRIPTION OF PARTS REQUIRED

AUXILIARY WINCH OPTION

ITEM	PART NUMBER	DESCRIPTION	QUANTITY	NOTES
	1034804	AUXILIARY WINCH OPTION		
1	1010080	ADAPTER, MOFS-10/MORB-8	1	
2	1031430	HOSE,-10,300,FOFS-10SW/FOFS-10SW,106.75	1	
3	1013894	ELBOW,90, MOFS-10-BH/MOFS-10	1	
4	1031410	HOSE-10,300,FOFS-10SW/FOFS-10SW,52	1	
5	1014015	ELBOW, 90, MOFS-10/MORB-12	1	
6	1014022	ELBOW, 90, MOFS-16/MORB-12	2	
7	1034950	HOSE,-16,5000,FOFS-16SW/45FOFS-16SW,53	1	
8	1031409	HOSE,-16,5000,FOFS-16SW/45FOFS-16SW,52	1	
9	1009989	ADAPTER,BH,MOFS-16/MOFS-16	2	
10	1043823	HOSE,-16,5000,FOFS-16SW/FOFS-16SW,69.0	1	
11	1036546	5032/32-PP-R-DPAD-AS-U-W3	1	
12	1036547	CLAMP, 5SD-PP-R-BK	2	
13	1043768	HOSE,-16,5000,FOFS-16SW/FOFS-16SW,72.75	1	
14	1036572	LOCK PLATE, SIPD-5S-W3	1	
15	1034060	AF-5S-U-W3	3	
16	1010094	ADAPTER, MOFS-16/MORB-16	2	
17	HHCS-C750B508M0	HEX HEAD CAP SCREW, 3/4-10 X 2 1/2 LEN, GR8, MA	8	
18	WSH1-X7500008Z0	WASHER, 3/4, GR8, ZN	16	
19	NUT3-C7500008M0	NYLON LOCK NUT, 3/4-10, GR8, MA	8	
20	NUT3-CA120008M0	NYLON LOCK NUT, 1 1/8-7, GR8, MA	4	
21	WSH1-XA120008Z0	WASHER, 1-1/8, GR8, ZN	4	
22	1029876	WELDM'T, CWT WINCH MOUNT RH	1	
23	1027707	WELDM'T, CWT WINCH MOUNT LH	1	
24	1008332	WINCH, 15K KAWASAKI MOTOR	1	
25	C1049977	NARROW FLAT WASHER 1-1/8"	4	
26	HHCS-CA12C008M0	HEX HEAD CAP SCREW, 1 1/8-7 X 3 LEN, GR8, MA	4	

WHEN ORDERING PARTS, SPECIFY MODEL NUMBER, SERIAL NUMBER AND DESCRIPTION OF PARTS REQUIRED



WHEN ORDERING PARTS, SPECIFY MODEL NUMBER, SERIAL NUMBER AND DESCRIPTION OF PARTS REQUIRED

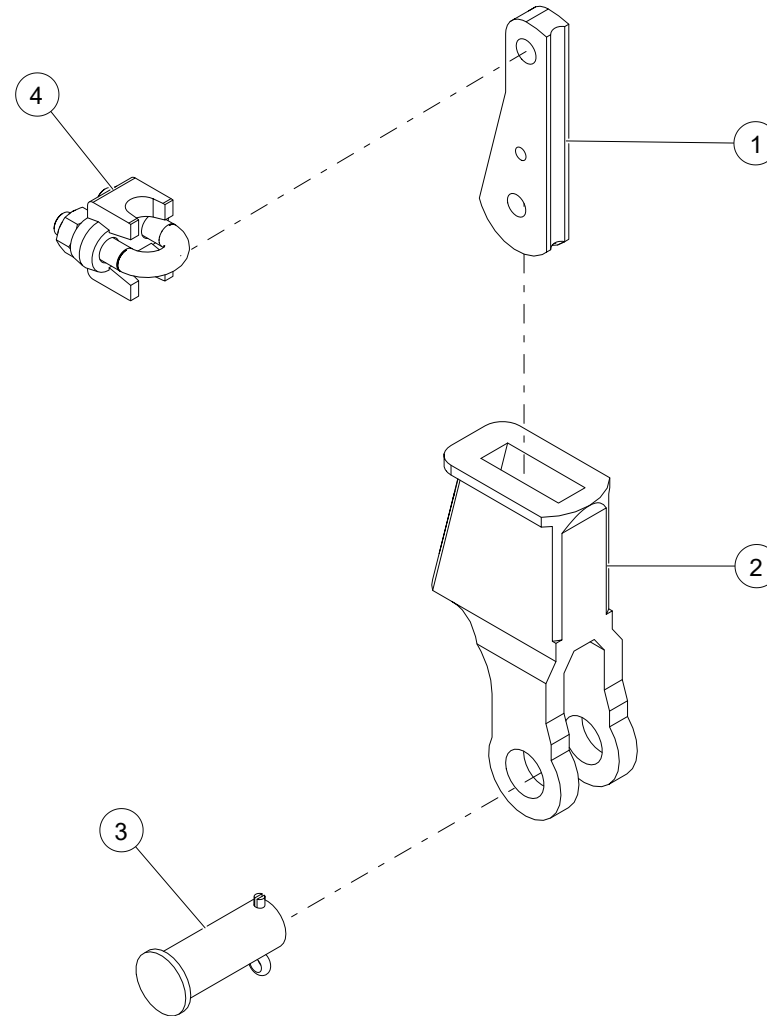
AUXILIARY WINCH CABLE OPTIONS

ITEM	PART NUMBER	DESCRIPTION	QUANTITY	NOTES
	1032741	AUXILIARY WINCH CABLE OPTIONS		
1	709A6192	WEDGE 5/8 MAIN/AUX -CABLE	1	SEE PAGE 404
2*	1029872	WIRE ROPE 5/8 X 500 NON ROTATE	1	

* ITEM NOT SHOWN IN THE ILLUSTRATION

WHEN ORDERING PARTS, SPECIFY MODEL NUMBER, SERIAL NUMBER AND DESCRIPTION OF PARTS REQUIRED

WEDGE 5/8 MAIN/AUX -CABLE

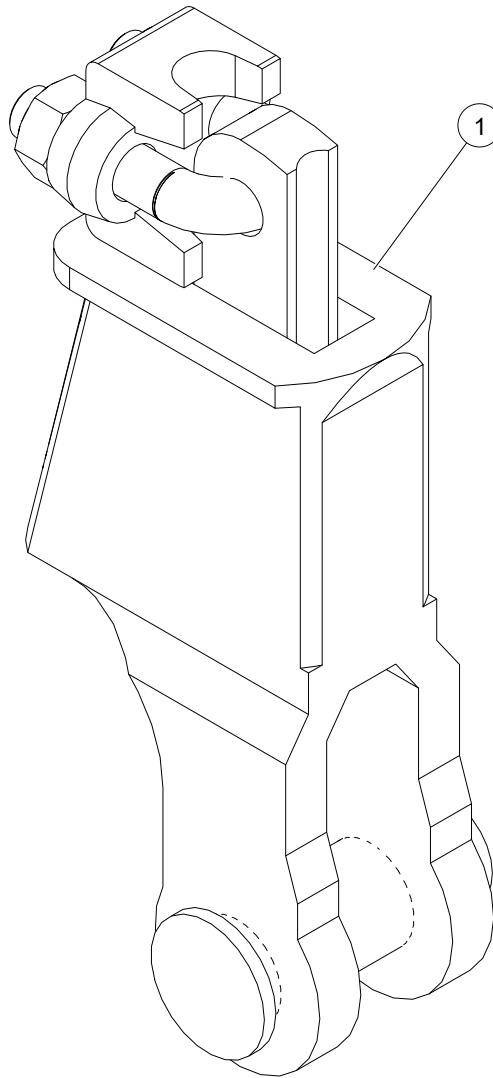


WHEN ORDERING PARTS, SPECIFY MODEL NUMBER, SERIAL NUMBER AND DESCRIPTION OF PARTS REQUIRED

WEDGE 5/8 MAIN/AUX -CABLE

ITEM	PART NUMBER	DESCRIPTION	QUANTITY	NOTES
	709A6192	WEDGE 5/8 MAIN/AUX -CABLE		
1	1234-19	WEDGE	1	
2	1234-18	SOCKET	1	
3	T143912	BOLT & COTTER 5/8" ROPE	1	
4	1240-45	CLAMP"U"BOLT TYPE5/8CABLE	1	

WHEN ORDERING PARTS, SPECIFY MODEL NUMBER, SERIAL NUMBER AND DESCRIPTION OF PARTS REQUIRED



WHEN ORDERING PARTS, SPECIFY MODEL NUMBER, SERIAL NUMBER AND DESCRIPTION OF PARTS REQUIRED

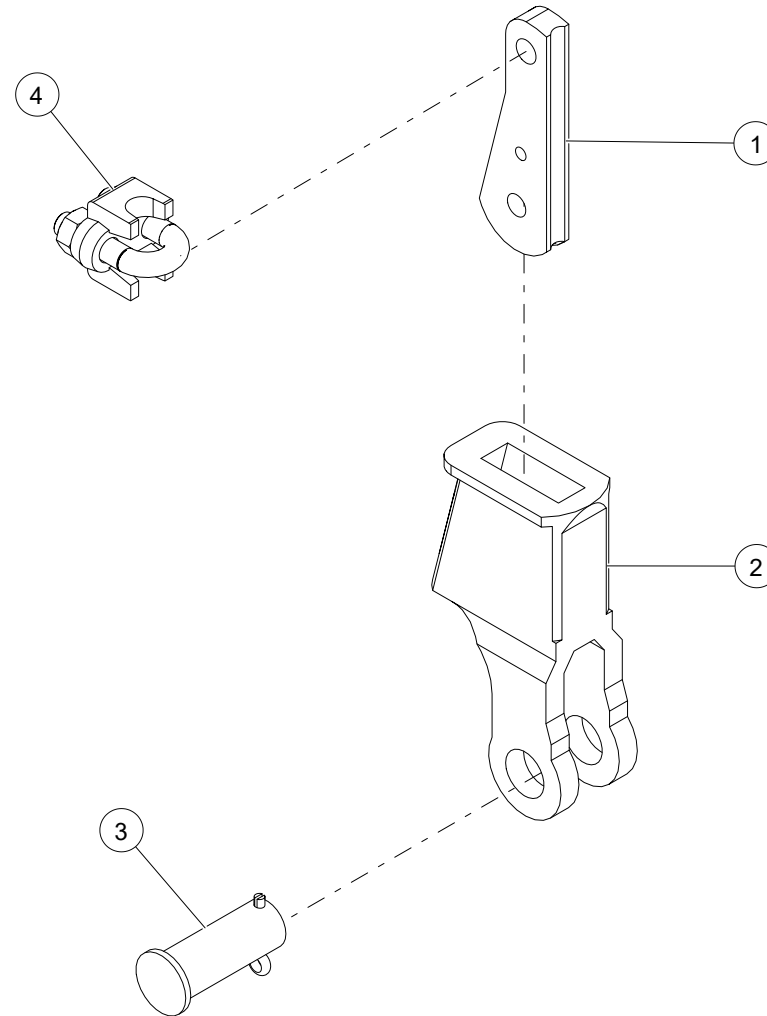
MAIN WINCH CABLE OPTIONS

ITEM	PART NUMBER	DESCRIPTION	QUANTITY	NOTES
	1032739	MAIN WINCH CABLE OPTIONS		
1	709A6192	WEDGE 5/8 MAIN/AUX -CABLE	1	SEE PAGE 408
2*	1029872	WIRE ROPE 5/8 X 500 NON ROTATE	1	

* NOT SHOWN IN THE ILLUSTRATION

WHEN ORDERING PARTS, SPECIFY MODEL NUMBER, SERIAL NUMBER AND DESCRIPTION OF PARTS REQUIRED

WEDGE 5/8 MAIN/AUX -CABLE



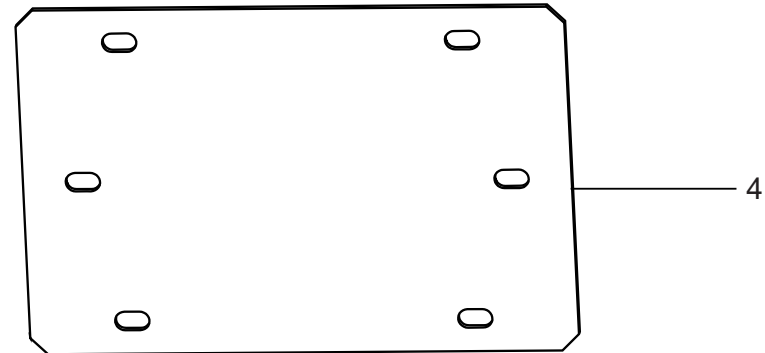
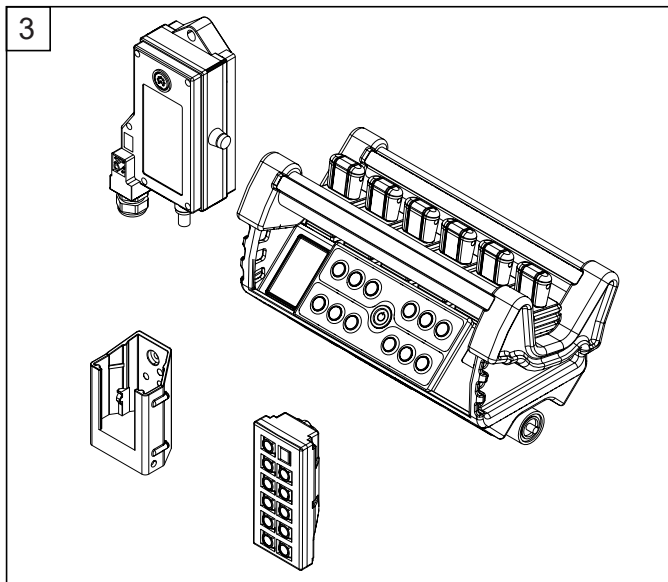
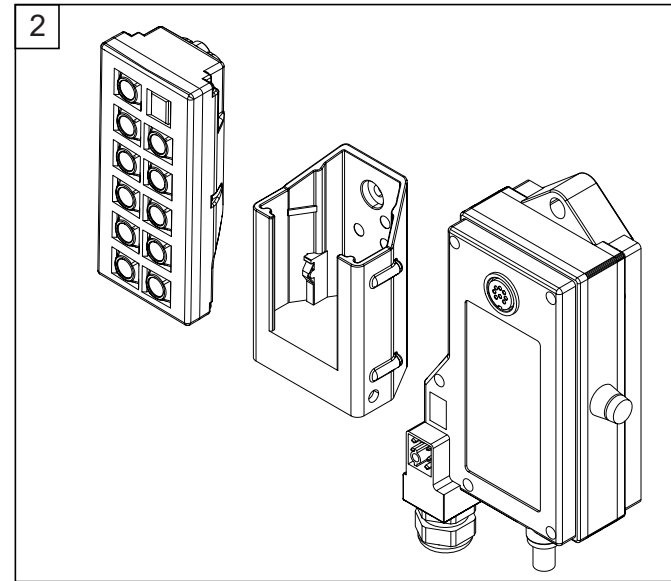
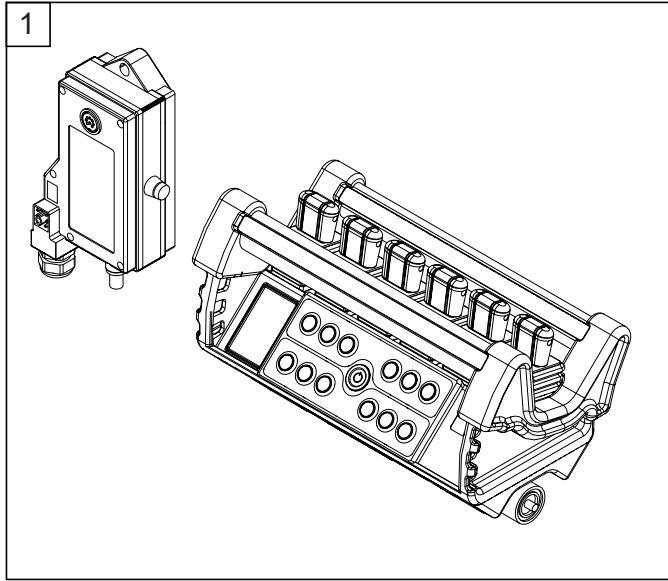
WHEN ORDERING PARTS, SPECIFY MODEL NUMBER, SERIAL NUMBER AND DESCRIPTION OF PARTS REQUIRED

WEDGE 5/8 MAIN/AUX -CABLE

ITEM	PART NUMBER	DESCRIPTION	QUANTITY	NOTES
	709A6192	WEDGE 5/8 MAIN/AUX -CABLE		
1	1234-19	WEDGE	1	
2	1234-18	SOCKET	1	
3	T143912	BOLT & COTTER 5/8" ROPE	1	
4	1240-45	CLAMP"U"BOLT TYPE5/8CABLE	1	

WHEN ORDERING PARTS, SPECIFY MODEL NUMBER, SERIAL NUMBER AND DESCRIPTION OF PARTS REQUIRED

WIRELESS CONTROL OPTIONS

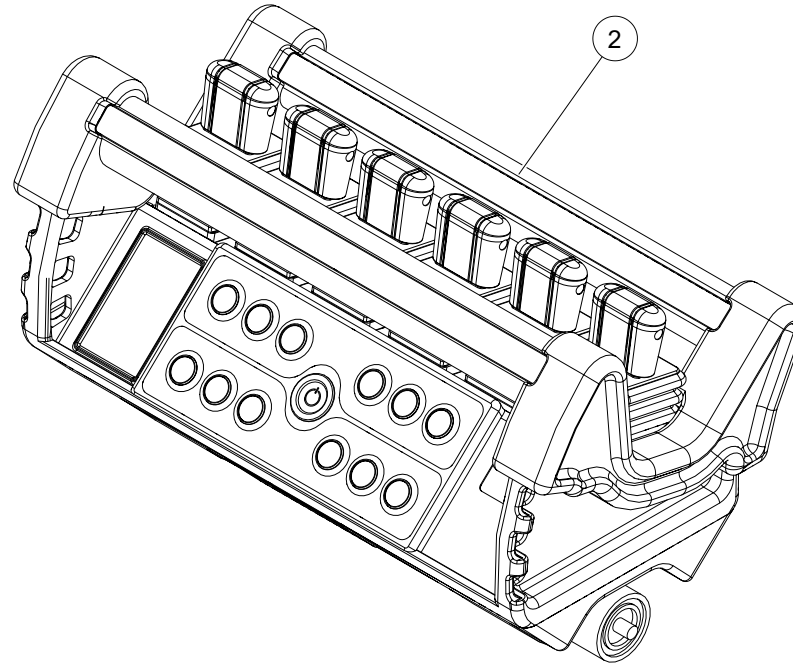
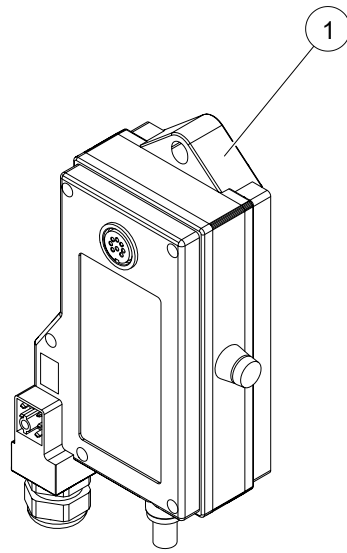


WHEN ORDERING PARTS, SPECIFY MODEL NUMBER, SERIAL NUMBER AND DESCRIPTION OF PARTS REQUIRED

WIRELESS CONTROL OPTIONS

ITEM	PART NUMBER	DESCRIPTION	QUANTITY	NOTES
	1025701	WIRELESS CONTROL OPTIONS		
1	1025691	BELLY PACK ONLY	1	SEE PAGE 412
2	1025692	JIB ONLY	1	SEE PAGE 414
3	1025693	JIB & BELLY PACK	1	SEE PAGE 416
4	1034091	PLATE, RECEIVER MOUNT	1	

WHEN ORDERING PARTS, SPECIFY MODEL NUMBER, SERIAL NUMBER AND DESCRIPTION OF PARTS REQUIRED

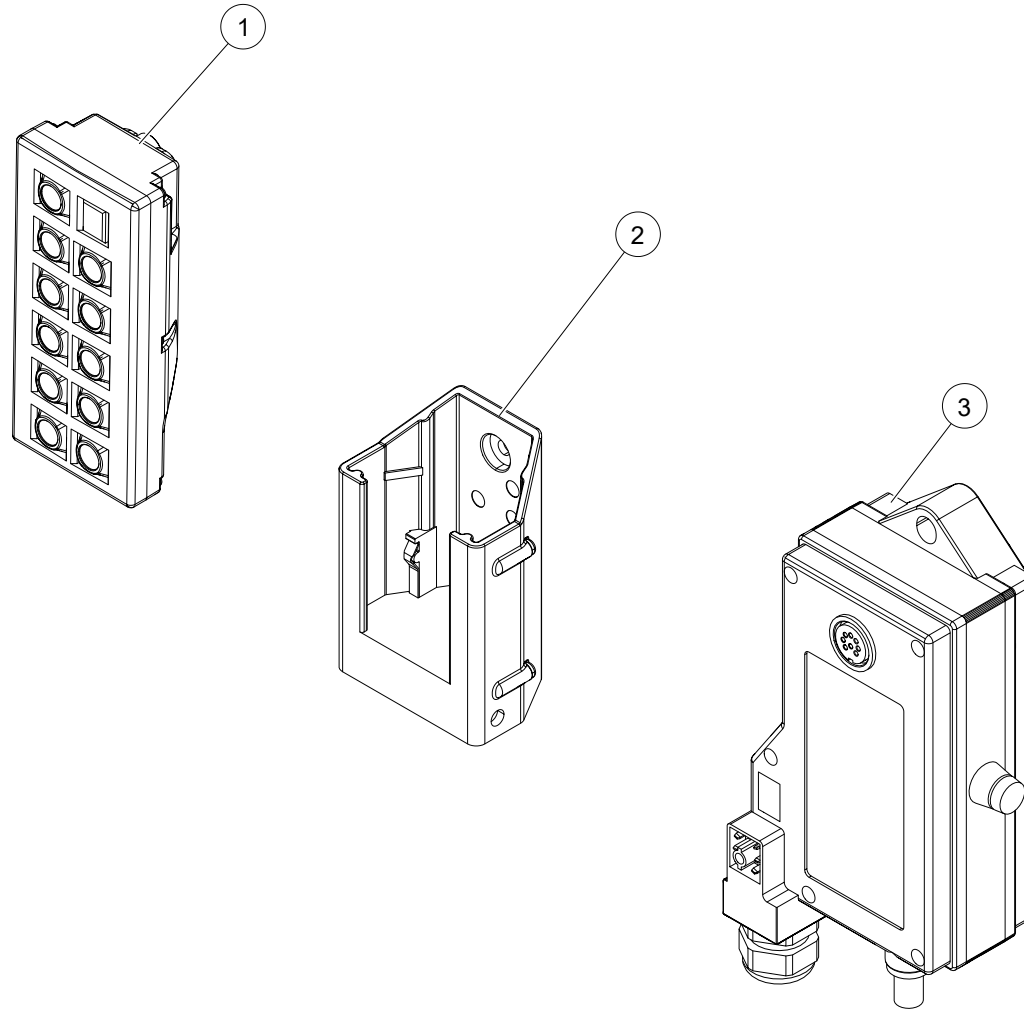


WHEN ORDERING PARTS, SPECIFY MODEL NUMBER, SERIAL NUMBER AND DESCRIPTION OF PARTS REQUIRED

BELLY PACK ONLY

ITEM	PART NUMBER	DESCRIPTION	QUANTITY	NOTES
	1025691	BELLY PACK ONLY		
1	1025393	NBB MB-R6 RECEIVER REPLACEMENT	1	
2	1025394	BELLY PACK	1	

WHEN ORDERING PARTS, SPECIFY MODEL NUMBER, SERIAL NUMBER AND DESCRIPTION OF PARTS REQUIRED

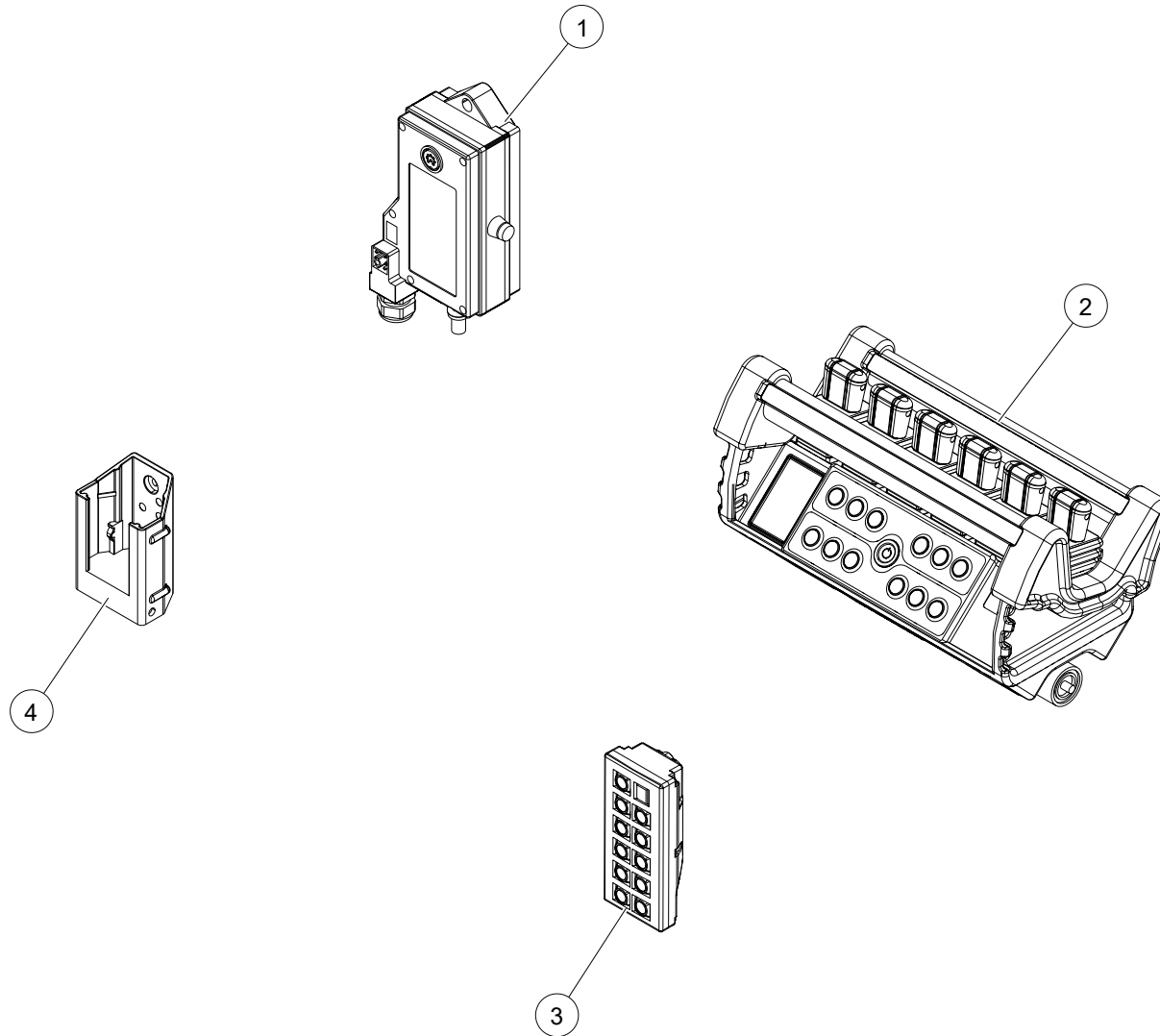


WHEN ORDERING PARTS, SPECIFY MODEL NUMBER, SERIAL NUMBER AND DESCRIPTION OF PARTS REQUIRED

JIB ONLY

ITEM	PART NUMBER	DESCRIPTION	QUANTITY	NOTES
	1025692	JIB ONLY		
1	1025392	NBB PLANAR-D TRANSMITTER 10 BUTTON REPLACEMENT	1	
2	1025711	NBB TRANSMITTER CHARGING BASE	1	
3	1025393	NBB MB-R6 RECEIVER REPLACEMENT	1	

WHEN ORDERING PARTS, SPECIFY MODEL NUMBER, SERIAL NUMBER AND DESCRIPTION OF PARTS REQUIRED



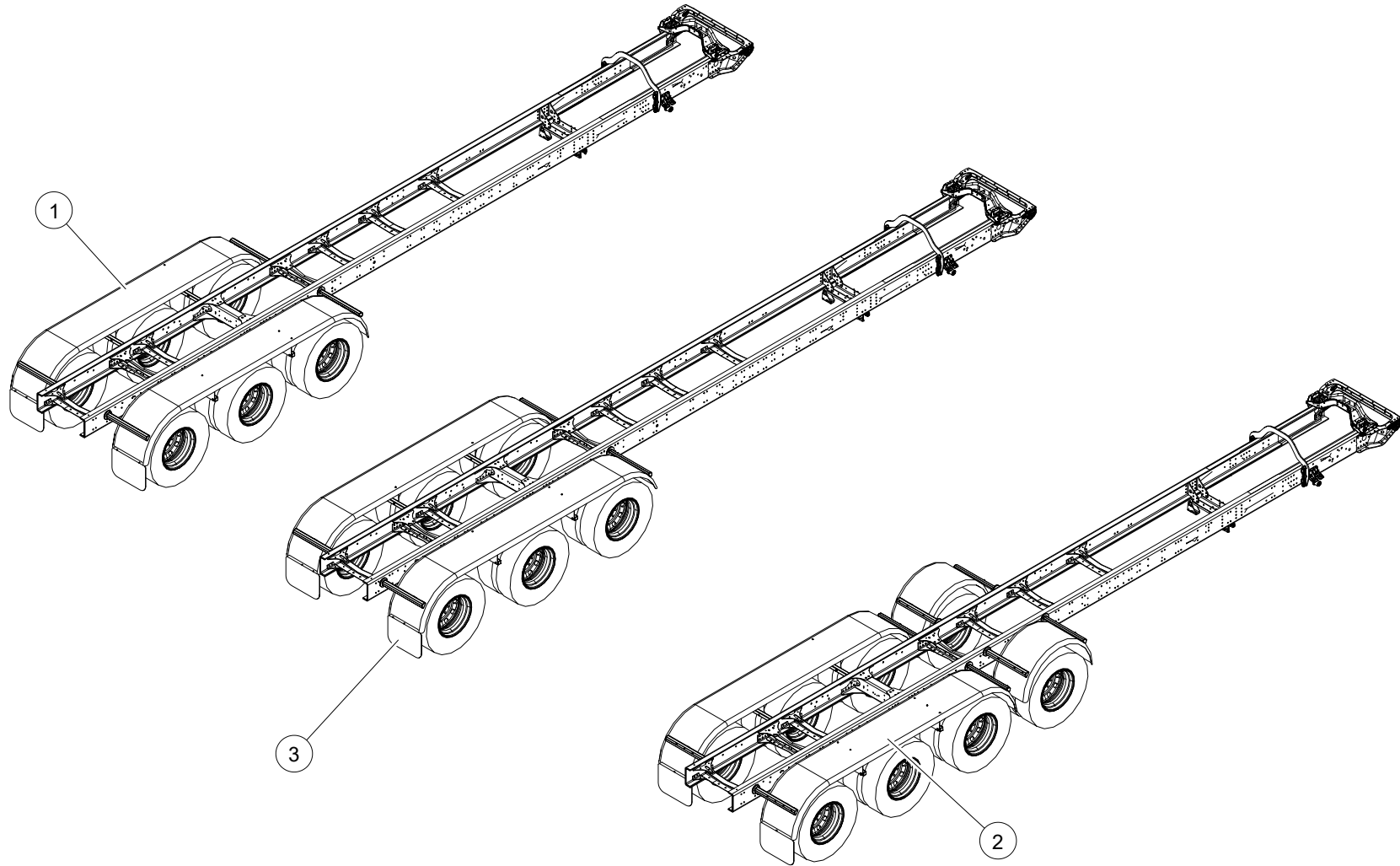
WHEN ORDERING PARTS, SPECIFY MODEL NUMBER, SERIAL NUMBER AND DESCRIPTION OF PARTS REQUIRED

JIB & BELLY PACK

ITEM	PART NUMBER	DESCRIPTION	QUANTITY	NOTES
	1025693	JIB & BELLY PACK		
1	1025393	NBB MB-R6 RECEIVER REPLACEMENT	1	
2	1025394	BELLY PACK	1	
3	1025392	NBB PLANAR-D TRANSMITTER 10 BUTTON REPLACEMENT	1	
4	1025711	NBB TRANSMITTER CHARGING BASE	1	

WHEN ORDERING PARTS, SPECIFY MODEL NUMBER, SERIAL NUMBER AND DESCRIPTION OF PARTS REQUIRED

XO FENDER OPTIONS

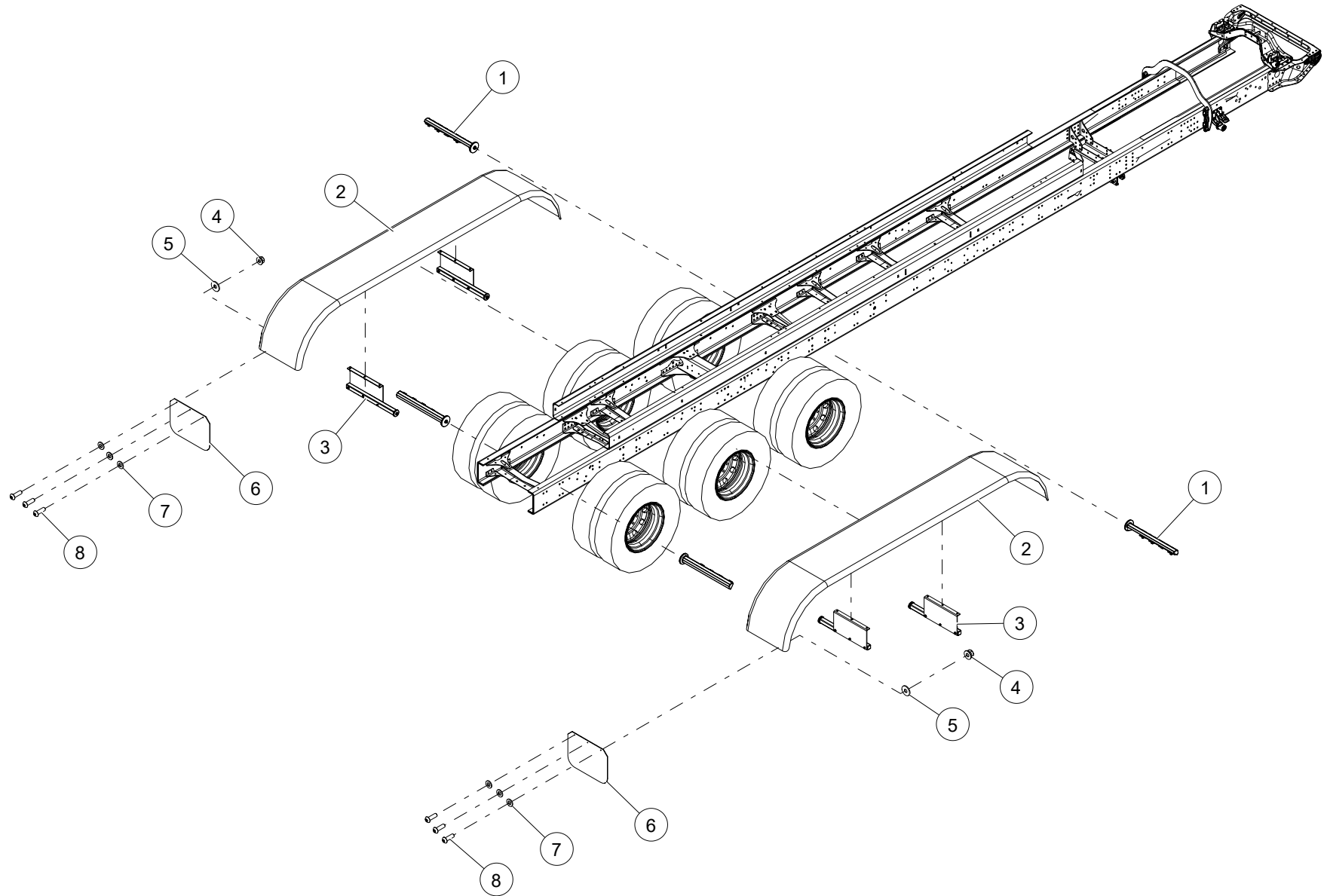


WHEN ORDERING PARTS, SPECIFY MODEL NUMBER, SERIAL NUMBER AND DESCRIPTION OF PARTS REQUIRED

XO FENDER OPTIONS

ITEM	PART NUMBER	DESCRIPTION	QUANTITY	NOTES
	1008827	XO FENDER OPTIONS		
1	T150137	FENDERS 55 INCH AXLE CTR	1	SEE PAGE 420
2	T150139	FENDERS 55 INCH AXLE CTR W/PUSHER	1	SEE PAGE 422
3	T150138	FENDERS 60 INCH AXLE CTR	1	SEE PAGE 424

WHEN ORDERING PARTS, SPECIFY MODEL NUMBER, SERIAL NUMBER AND DESCRIPTION OF PARTS REQUIRED



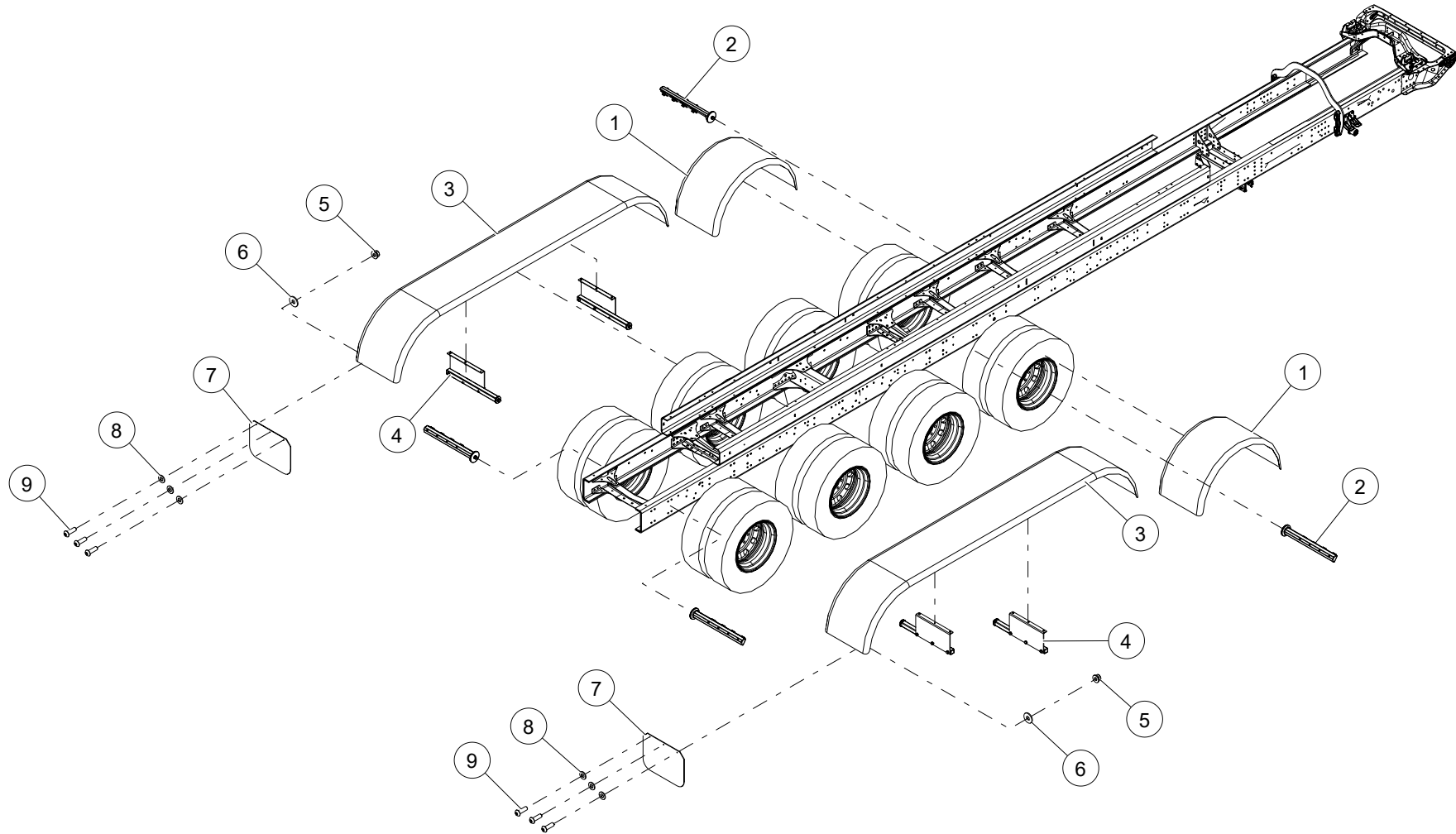
WHEN ORDERING PARTS, SPECIFY MODEL NUMBER, SERIAL NUMBER AND DESCRIPTION OF PARTS REQUIRED

FENDERS 55 INCH AXLE CTR

ITEM	PART NUMBER	DESCRIPTION	QUANTITY	NOTES
	T150137	FENDERS 55 INCH AXLE CTR		
1	T137954	OUTER MOUNTING BRACKET ASSY	4	
2	T137955	FENDER, 110" TRIDEM	2	
3	T137953	UNDER MOUNTING BRACKET	4	
4	NFH-312C000-25	NUT, HEX,FLANGE 0.312-18,ST Z G5	6	
5	WMD-80MX000-E8	WSHR, FNDR M8, SS 18-8	6	
6	T123944	MUD FLAP, 18 X 24	2	
7	WAH-31NX000-Y2	WSH, FL HRD A-NRW 0.3125, ST YZ	6	
8	S18-312CA00-E8	SCR, BSHCS 0.312-18X1.00,SS18-8	6	

WHEN ORDERING PARTS, SPECIFY MODEL NUMBER, SERIAL NUMBER AND DESCRIPTION OF PARTS REQUIRED

FENDERS 55 INCH AXLE CTR W/PUSHER

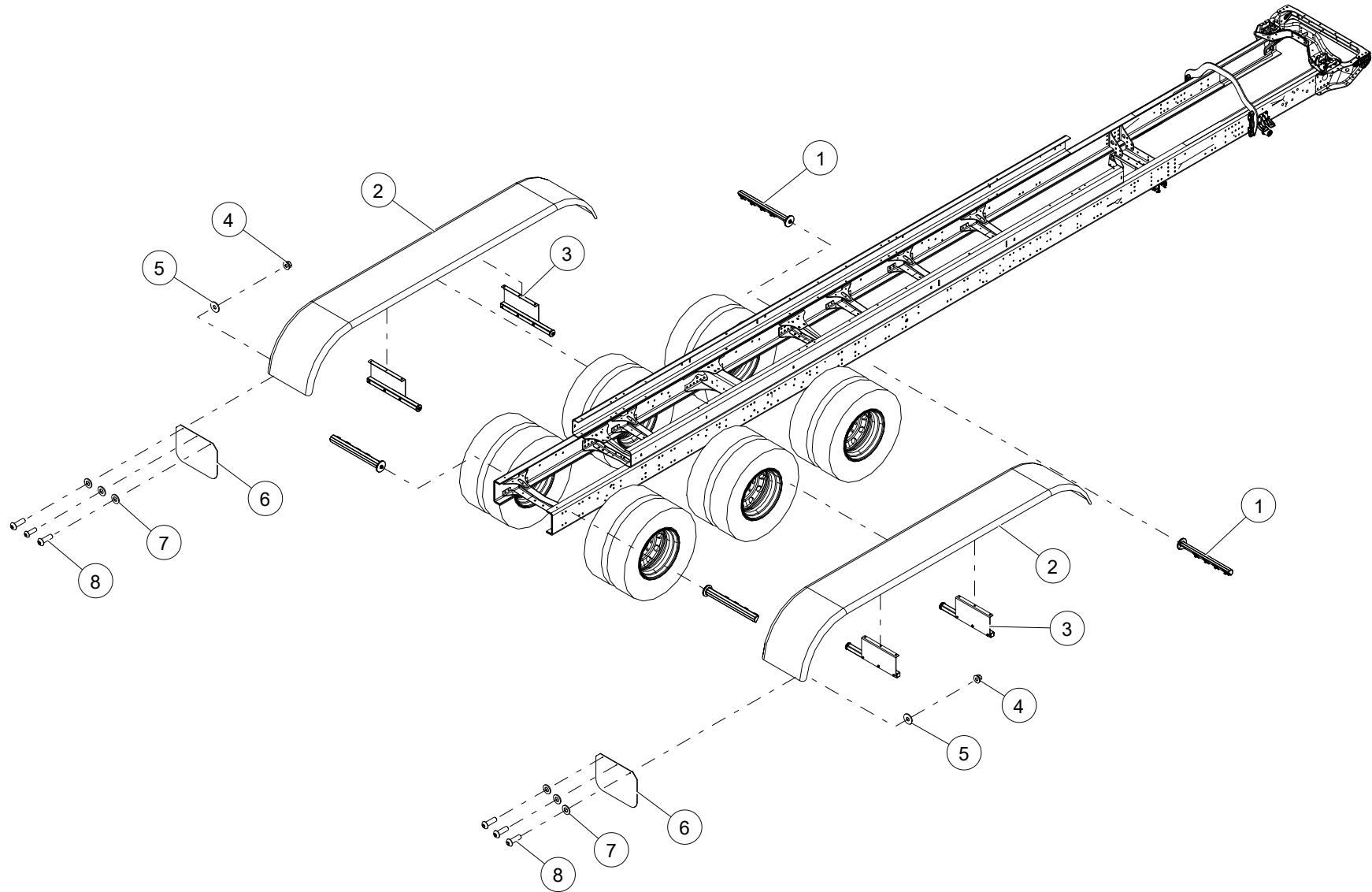


WHEN ORDERING PARTS, SPECIFY MODEL NUMBER, SERIAL NUMBER AND DESCRIPTION OF PARTS REQUIRED

FENDERS 55 INCH AXLE CTR W/PUSHER

ITEM	PART NUMBER	DESCRIPTION	QUANTITY	NOTES
	T150139	FENDERS 55 INCH AXLE CTR W/PUSHER		
1	T145180	FENDER, SINGLE AXLE	2	
2	T137954	OUTER MOUNTING BRACKET ASSY	8	
3	T137955	FENDER, 110" TRIDEM	2	
4	T137953	UNDER MOUNTING BRACKET	4	
5	NFH-312C000-25	NUT, HEX,FLANGE 0.312-18,ST Z G5	6	
6	WMD-80MX000-E8	WSHR, FNDR M8, SS 18-8	6	
7	T123944	MUD FLAP, 18 X 24	2	
8	WAH-31NX000-Y2	WSH, FL HRD A-NRW 0.3125, ST YZ	6	
9	S18-312CA00-E8	SCR, BSHS 0.312-18X1.00,SS18-8	6	

WHEN ORDERING PARTS, SPECIFY MODEL NUMBER, SERIAL NUMBER AND DESCRIPTION OF PARTS REQUIRED

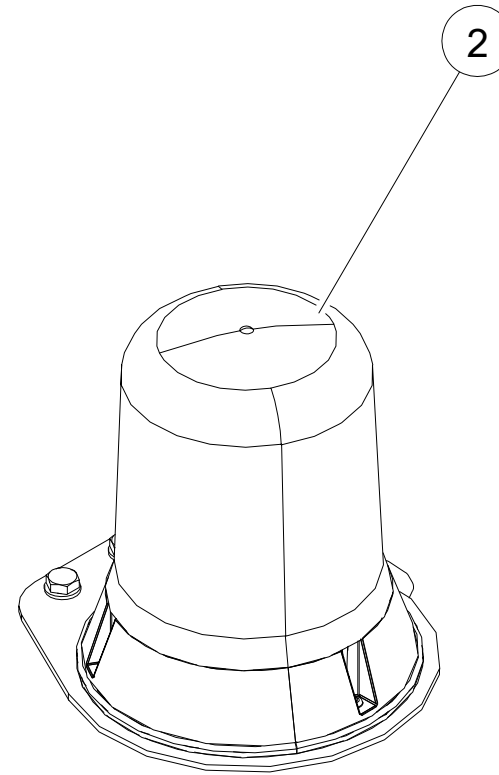
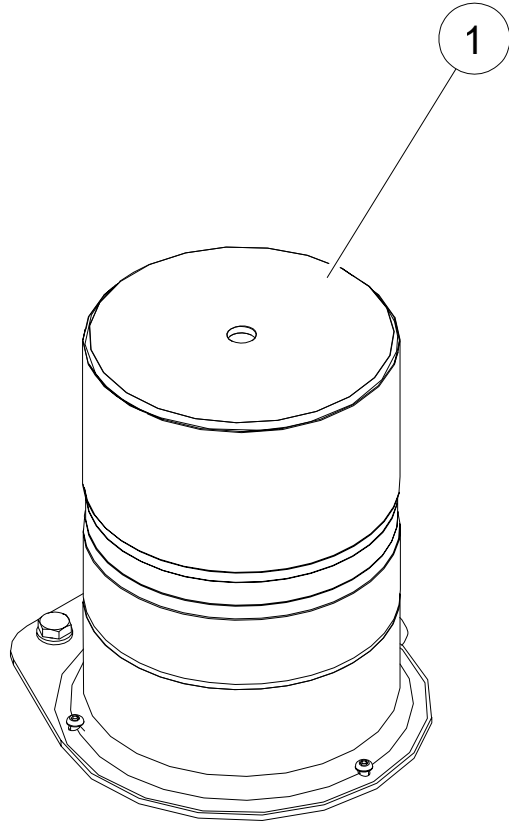


WHEN ORDERING PARTS, SPECIFY MODEL NUMBER, SERIAL NUMBER AND DESCRIPTION OF PARTS REQUIRED

FENDERS 60 INCH AXLE CTR

ITEM	PART NUMBER	DESCRIPTION	QUANTITY	NOTES
	T150138	FENDERS 60 INCH AXLE CTR		
1	T137954	OUTER MOUNTING BRACKET ASSY	4	
2	T144680	FENDER, 120" TRIDEM	2	
3	T137953	UNDER MOUNTING BRACKET	4	
4	NFH-312C000-25	NUT, HEX,FLANGE 0.312-18,ST Z G5	6	
5	WMD-80MX000-E8	WSHR, FNDR M8, SS 18-8	6	
6	T123944	MUD FLAP, 18 X 24	2	
7	WAH-31NX000-Y2	WSH, FL HRD A-NRW 0.3125, ST YZ	6	
8	S18-312CA00-E8	SCR, BSHCS 0.312-18X1.00,SS18-8	6	

WHEN ORDERING PARTS, SPECIFY MODEL NUMBER, SERIAL NUMBER AND DESCRIPTION OF PARTS REQUIRED



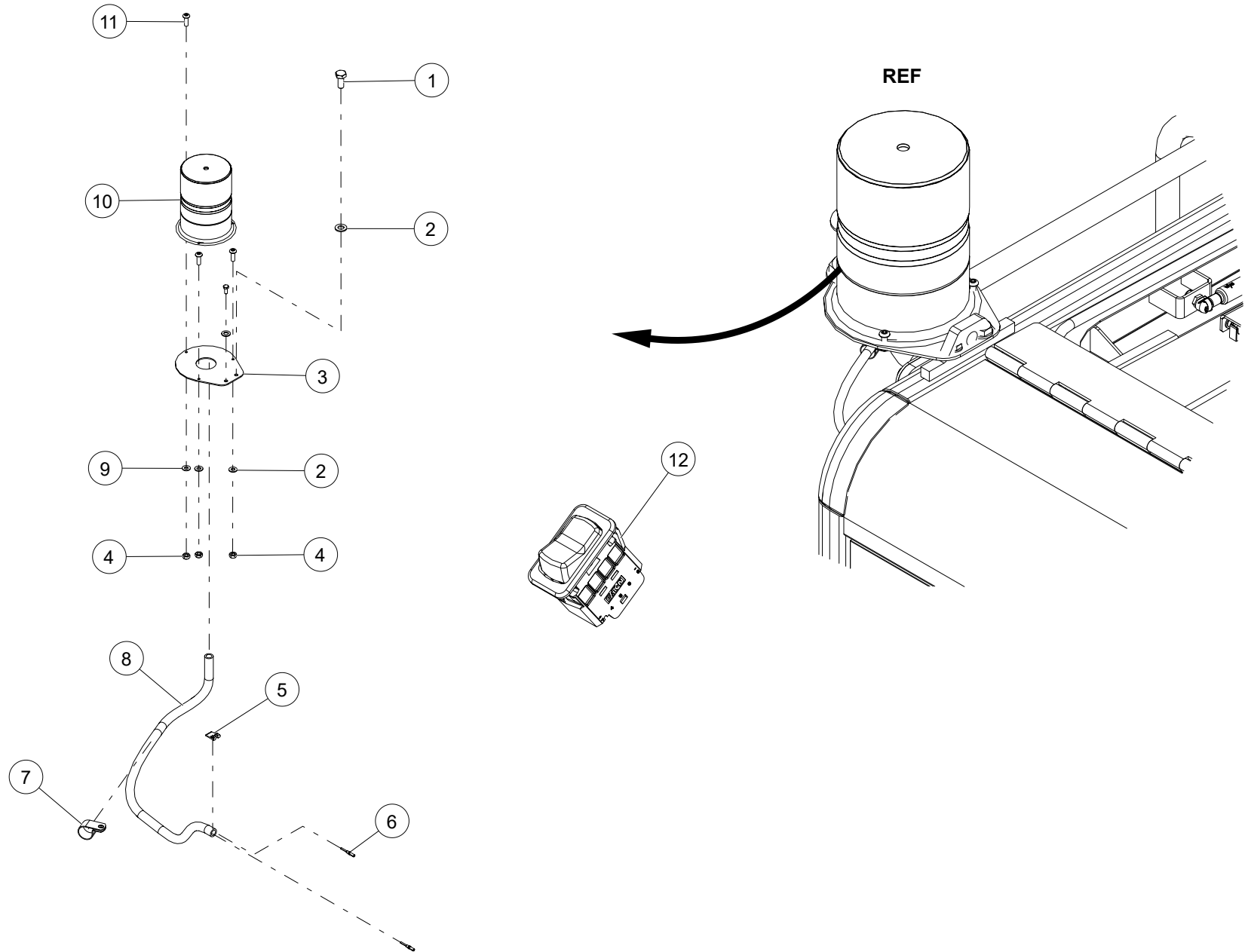
WHEN ORDERING PARTS, SPECIFY MODEL NUMBER, SERIAL NUMBER AND DESCRIPTION OF PARTS REQUIRED

XO LIGHT OPTIONS

ITEM	PART NUMBER	DESCRIPTION	QUANTITY	NOTES
	C1061805	XO LIGHT OPTIONS		
1	T124067	STROBE LIGHT INSTALLATION	1	SEE PAGE 428
2	T134670	REVOLVING AMBER LIGHT INSTALLATION	1	SEE PAGE 430

WHEN ORDERING PARTS, SPECIFY MODEL NUMBER, SERIAL NUMBER AND DESCRIPTION OF PARTS REQUIRED

STROBE LIGHT INSTALLATION



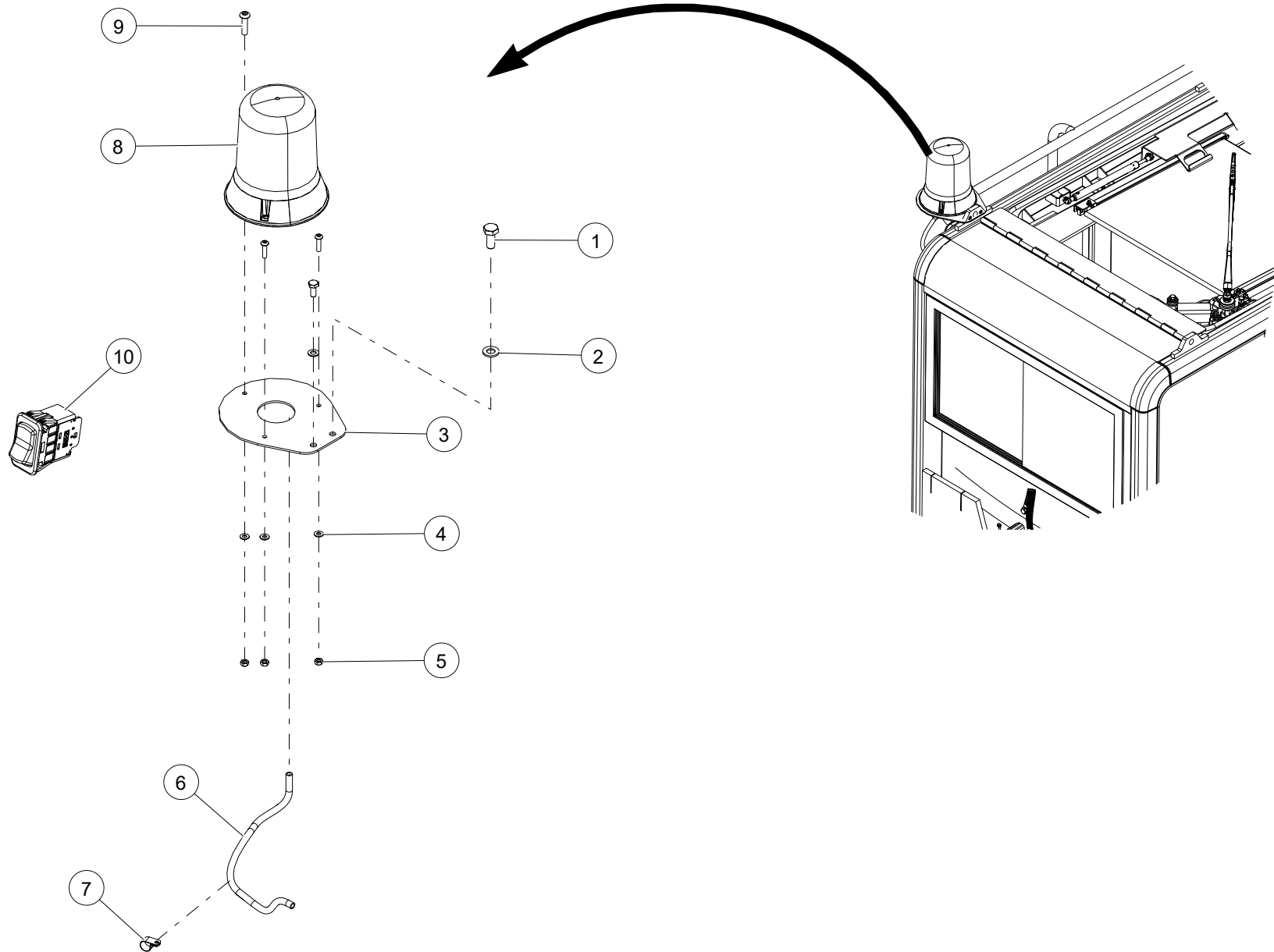
WHEN ORDERING PARTS, SPECIFY MODEL NUMBER, SERIAL NUMBER AND DESCRIPTION OF PARTS REQUIRED

STROBE LIGHT INSTALLATION

ITEM	PART NUMBER	DESCRIPTION	QUANTITY	NOTES
	T124067	STROBE LIGHT INSTALLATION		
1	SMF-08BM018-28	SCR,HHCS M8-1.25X18 FT,STZ 8.8	2	
2	WMF-40MX000-20	WSH, FLAT M4 DIN125, ST SQC	3	
3	T121519	BRACKET, STROBE LIGHT	1	
4	N24-407M000-28	NUT, HEX M4-0.7, DIN 934, ST SQC C8.8	3	
5	T135407	WEDGE LOCK, W2P	1	
6	1223-872	SOCKET	2	
7	1240-51	CLAMP	1	
8	400-01411	LOOM,SPLIT POLY-1/4 (FEET)	1	
9	WMF-80MX000-20	WSH, FLAT M8 DIN125, ST SQC	2	
10	11420-4974	LIGHT, STROBE	1	
11	S46-407M012-28	SCR, BSHCHS, M4-0.7X12, ST SQC C8.8	3	
12	1223-1026	SWITCH, BEACON	1	

WHEN ORDERING PARTS, SPECIFY MODEL NUMBER, SERIAL NUMBER AND DESCRIPTION OF PARTS REQUIRED

REVOLVING AMBER LIGHT INSTALLATION



WHEN ORDERING PARTS, SPECIFY MODEL NUMBER, SERIAL NUMBER AND DESCRIPTION OF PARTS REQUIRED

REVOLVING AMBER LIGHT INSTALLATION

ITEM	PART NUMBER	DESCRIPTION	QUANTITY	NOTES
	T134670	REVOLVING AMBER LIGHT INSTALLATION		
1	SMF-08BM018-28	SCR,HHCS M8-1.25X18 FT,STZ 8.8	2	
2	WMF-80MX000-20	WSH, FLAT M8 DIN125, ST SQC	2	
3	T134675	BRACKET, REVOLVING AMBER LIGHT	1	
4	WMF-40MX000-20	WSH, FLAT M4 DIN125, ST SQC	3	
5	N24-407M000-28	NUT, HEX M4-0.7, DIN 934, ST SQC C8.8	3	
6	400-01411	LOOM,SPLIT POLY-1/4 (FEET)	1	
7	1240-51	CLAMP	1	
8	T135443	LIGHT,REVOLVING,AMBER	1	
9	S46-407M016-28	BHSHCS, M4-0.7 X 16	3	
10	1223-1026	SWITCH, BEACON	1	

WHEN ORDERING PARTS, SPECIFY MODEL NUMBER, SERIAL NUMBER AND DESCRIPTION OF PARTS REQUIRED

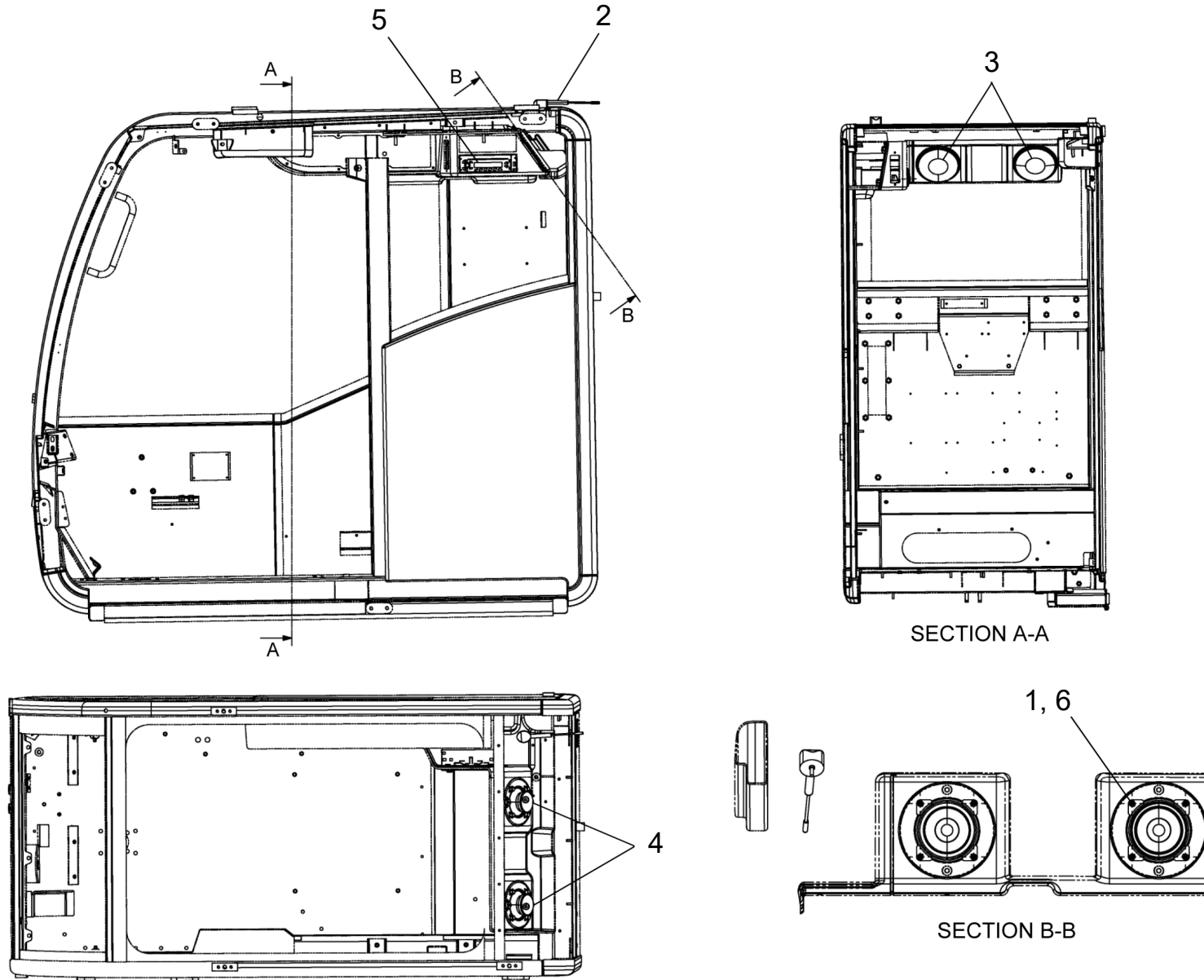
NON - ILLUSTRATED PAGE

WHEN ORDERING PARTS, SPECIFY MODEL NUMBER, SERIAL NUMBER AND DESCRIPTION OF PARTS REQUIRED

XO RADIO OPTIONS

ITEM	PART NUMBER	DESCRIPTION	QUANTITY	NOTES
	1008833	XO RADIO OPTIONS		
1	1027226	RADIO OPTION	1	SEE PAGE 434
2	T127309	NO RADIO OPTION	1	SEE PAGE 436

WHEN ORDERING PARTS, SPECIFY MODEL NUMBER, SERIAL NUMBER AND DESCRIPTION OF PARTS REQUIRED

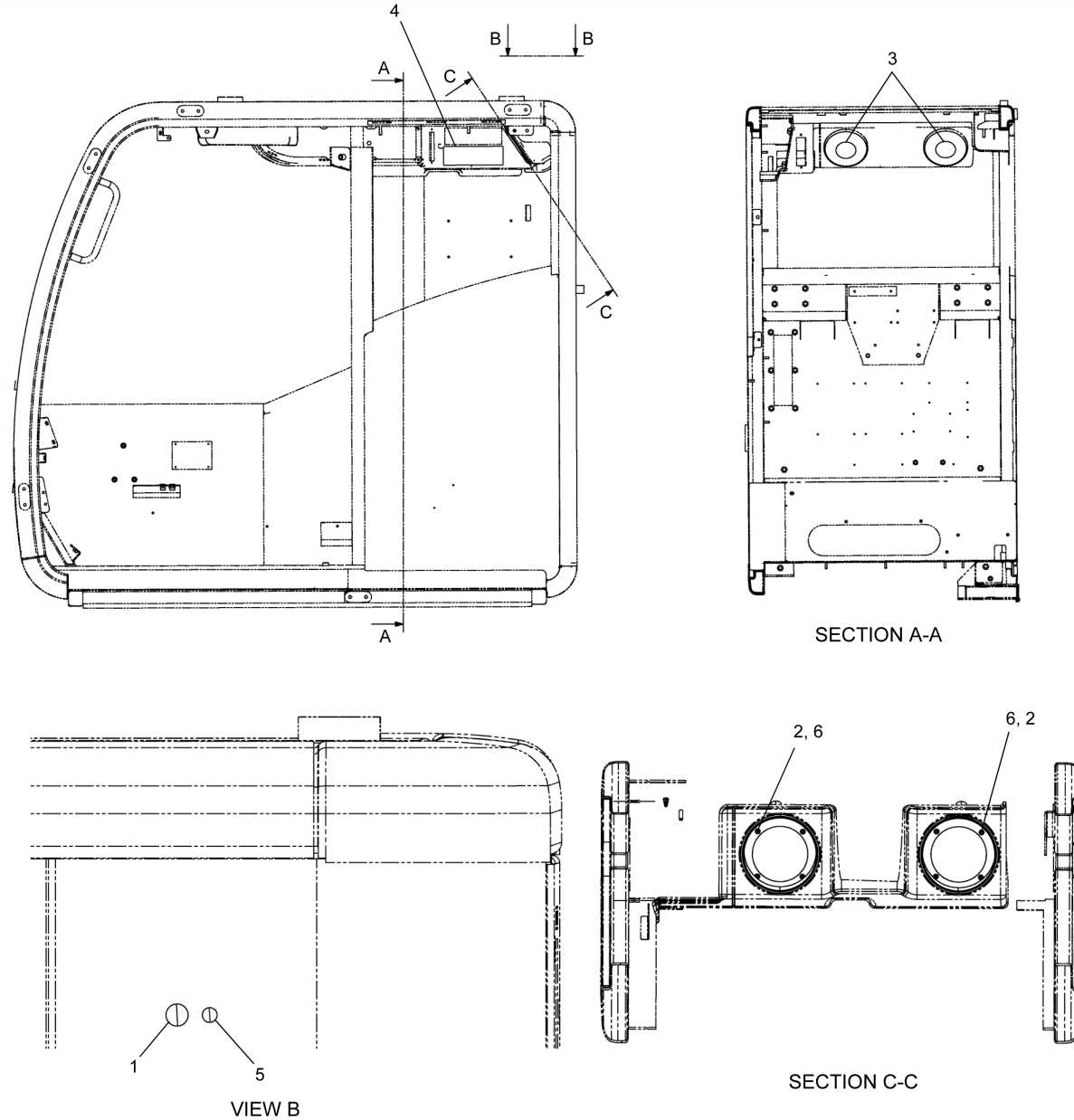


WHEN ORDERING PARTS, SPECIFY MODEL NUMBER, SERIAL NUMBER AND DESCRIPTION OF PARTS REQUIRED

RADIO OPTION

ITEM	PART NUMBER	DESCRIPTION	QUANTITY	NOTES
	1027226	RADIO OPTION		
1	S46-407M80M-B1	BHSHCS, M4-0.7 X 8, BLK OX, C10.9	8	
2	T111787	ANTENNA	1	
3	T111788	COVER, SPEAKER	2	
4	T111789	SPEAKER	2	
5	1027227	RADIO, AM/FM/CD	1	
6	WMF-40MX000-P0	WSH, FLAT M4 DIN125, STL	8	

WHEN ORDERING PARTS, SPECIFY MODEL NUMBER, SERIAL NUMBER AND DESCRIPTION OF PARTS REQUIRED



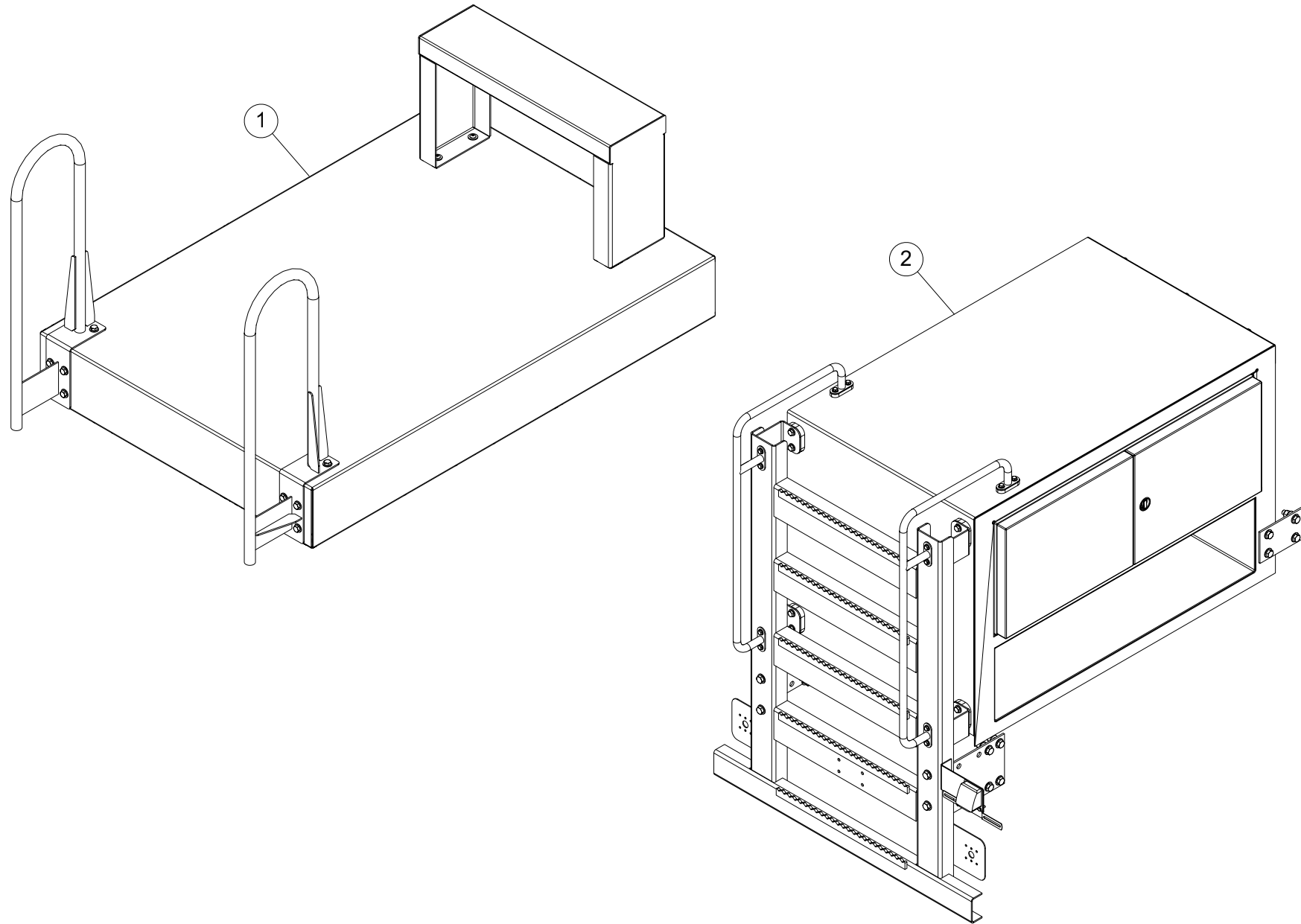
WHEN ORDERING PARTS, SPECIFY MODEL NUMBER, SERIAL NUMBER AND DESCRIPTION OF PARTS REQUIRED

NO RADIO OPTION

ITEM	PART NUMBER	DESCRIPTION	QUANTITY	NOTES
	T127309	NO RADIO OPTION		
1	1222-219	HEX HEAD CAP SCREW, 1/2-13 X 1 3/4 LEN, GR8, ZN	1	
2	S46-407M80M-B1	WASHER, 1/2, GR8, ZN	8	
3	T111788	FENDER WASHER, 5/8, GR8, ZN	2	
4	T122107	HEX HEAD CAP SCREW, 5/8-11 X 2 3/4 LEN, GR8, MA	1	
5	T132672	NYLON LOCK NUT, 1/2-13, GR8, ZN	1	
6	WMF-40MX000-BX	WSH, FLAT M4 DIN125, STL, BLK OX	8	

WHEN ORDERING PARTS, SPECIFY MODEL NUMBER, SERIAL NUMBER AND DESCRIPTION OF PARTS REQUIRED

XO REAR DECKING

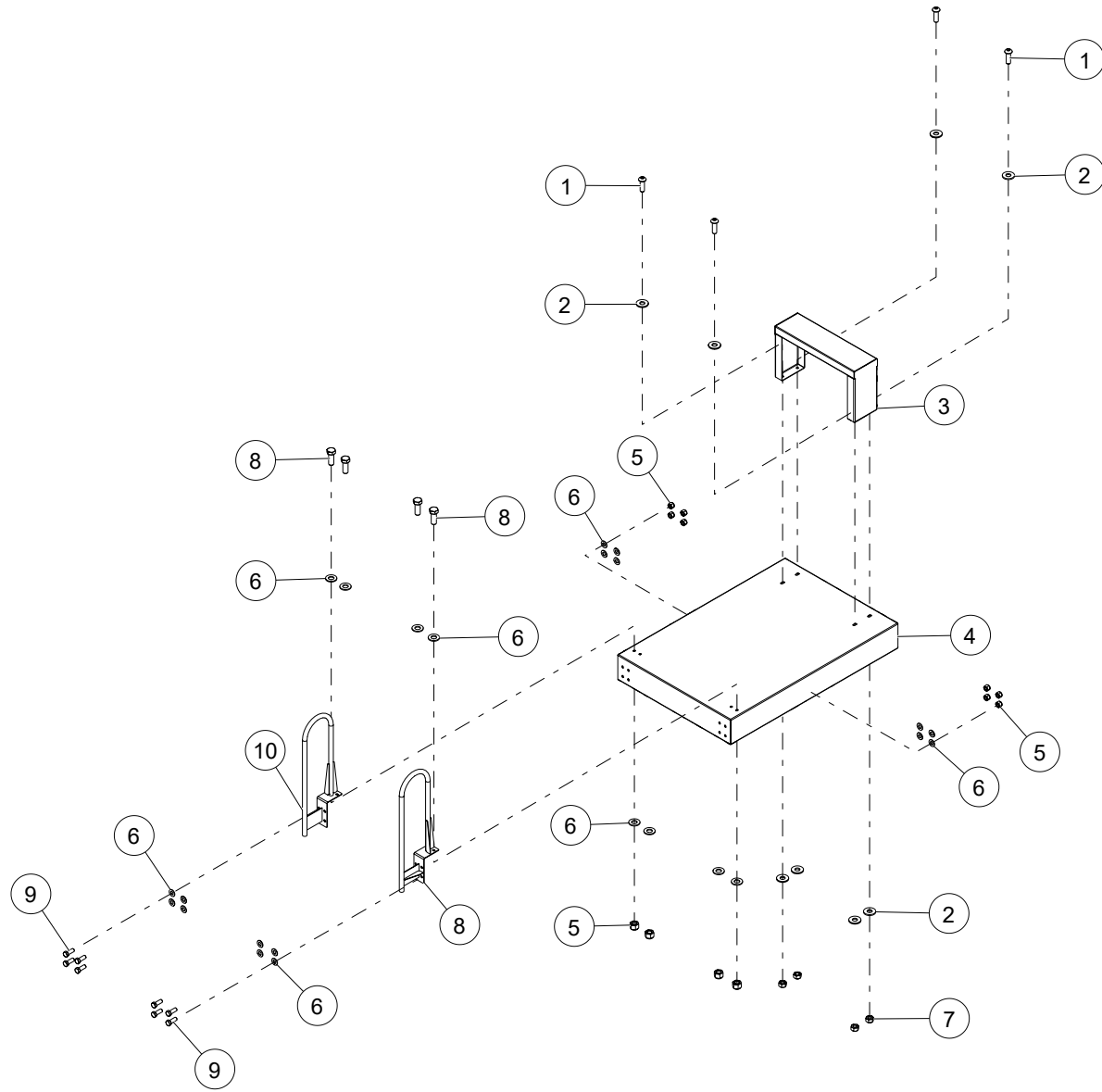


WHEN ORDERING PARTS, SPECIFY MODEL NUMBER, SERIAL NUMBER AND DESCRIPTION OF PARTS REQUIRED

XO REAR DECKING

ITEM	PART NUMBER	DESCRIPTION	QUANTITY	NOTES
	C1059885	XO REAR DECKING		
1	1041369	PLATFORM ASSEMBLY	1	SEE PAGE 440
2	C1059890	TOOLBOX ASSEMBLY	1	SEE PAGE 444

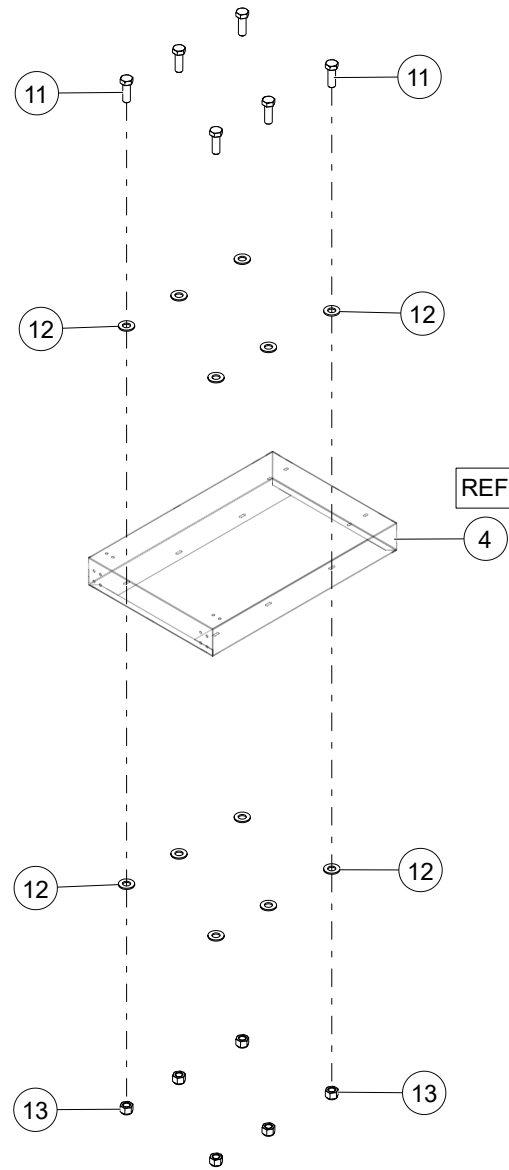
WHEN ORDERING PARTS, SPECIFY MODEL NUMBER, SERIAL NUMBER AND DESCRIPTION OF PARTS REQUIRED



WHEN ORDERING PARTS, SPECIFY MODEL NUMBER, SERIAL NUMBER AND DESCRIPTION OF PARTS REQUIRED

ITEM	PART NUMBER	DESCRIPTION	QUANTITY	NOTES
	1041369	PLATFORM ASSEMBLY		
1	SH03-C313A00BB0	SHCS BUTTON HEAD, 5/16-18 X 1 LEN, BO	4	
2	WSH3-X3130008Z0	FENDER WASHER, 5/16, GR8, ZN	8	
3	1041542	LADDER, WELDMENT	1	
4	1041368	PLATFORM, LOWER REAR	1	
5	NUT1-C3130005Z0	NYLON LOCK NUT, 3/8-16, GR5, ZN	12	
6	WSH1-X3750008Z0	WASHER, 3/8, GR8, ZN	24	
7	NUT1-C3130005Z0	HEX NUT, 5/16-18, GR5, ZN	4	
8	T123671	HANDRAIL ASSEMBLY, REAR RH	1	
9	HHCS-C375A005Z0	HEX HEAD CAP SCREW, 3/8-16 X 1 LEN, GR5, ZN	12	
10	T123669	HANDRAIL ASSEMBLY, REAR LH	1	

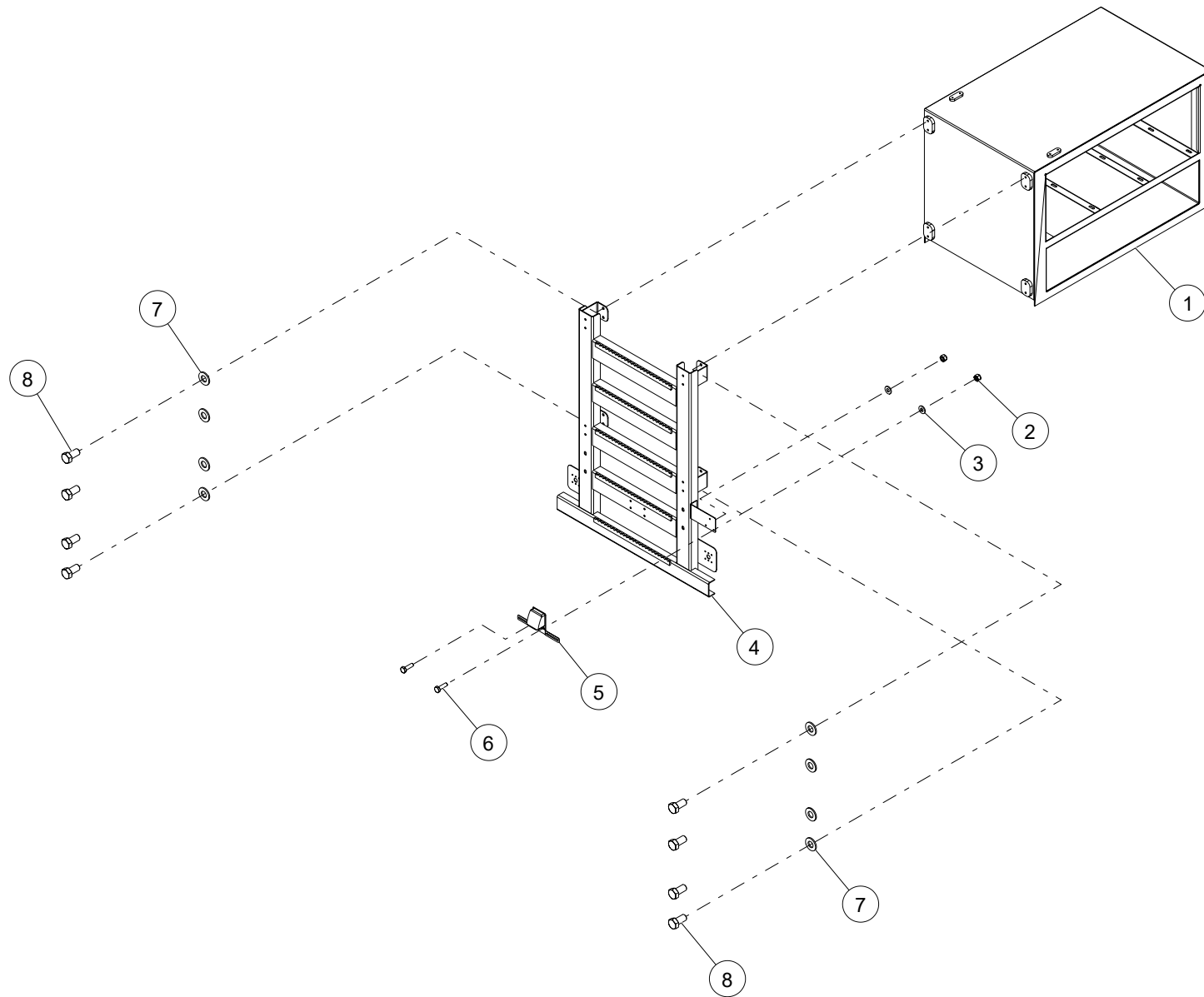
WHEN ORDERING PARTS, SPECIFY MODEL NUMBER, SERIAL NUMBER AND DESCRIPTION OF PARTS REQUIRED



WHEN ORDERING PARTS, SPECIFY MODEL NUMBER, SERIAL NUMBER AND DESCRIPTION OF PARTS REQUIRED

ITEM	PART NUMBER	DESCRIPTION	QUANTITY	NOTES
	1041369	PLATFORM ASSEMBLY		
11	HHCS-C500A505Z0	HEX HEAD CAP SCREW, 1/2-13 X 1 1/2 LEN, GR5, ZN	6	
12	WSH1-X5000008Z0	WASHER, 1/2, GR8, ZN	12	
13	NUT1-C3130005Z0	NYLON LOCK NUT, 1/2-13, GR5, ZN	6	

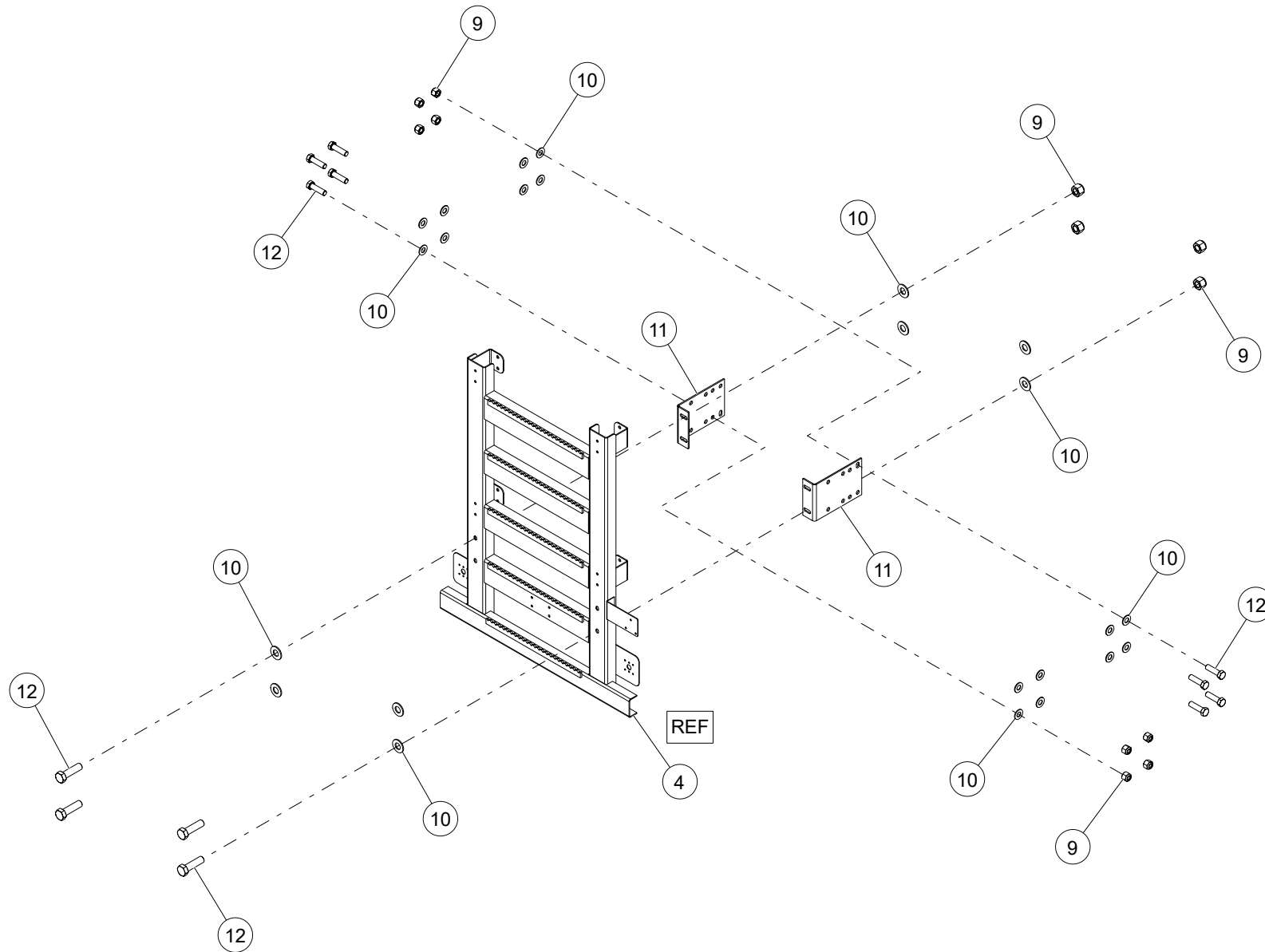
WHEN ORDERING PARTS, SPECIFY MODEL NUMBER, SERIAL NUMBER AND DESCRIPTION OF PARTS REQUIRED



WHEN ORDERING PARTS, SPECIFY MODEL NUMBER, SERIAL NUMBER AND DESCRIPTION OF PARTS REQUIRED

ITEM	PART NUMBER	DESCRIPTION	QUANTITY	NOTES
	C1059890	TOOLBOX ASSEMBLY		
1	C1059880	TOOLBOX PLATFORM WELDMENT	1	
2	NUT3-C2500008Z0	NYLON LOCK NUT, 1/4-20, GR8, ZN	2	
3	WSH1-X2500008Z0	WASHER, 1/4, GR8, ZN	2	
4	1040757	TOOLBOX LADDER WELDMENT	1	
5	11731	LAMP LICENSE BRACKET	1	
6	HHCS-C2508758Z1	HEX HEAD CAP SCREW, 1/4-20 X 7/8 LEN, GR8, ZN, FULL THREAD	2	
7	WSH1-X5000008Z0	WASHER, 1/2, GR8, ZN	8	Total 46 in TOOLBOX ASSEMBLY
8	HHCS-C500A008Z0	HEX HEAD CAP SCREW, 1/2-13 X 1 LEN, GR8, ZN	8	

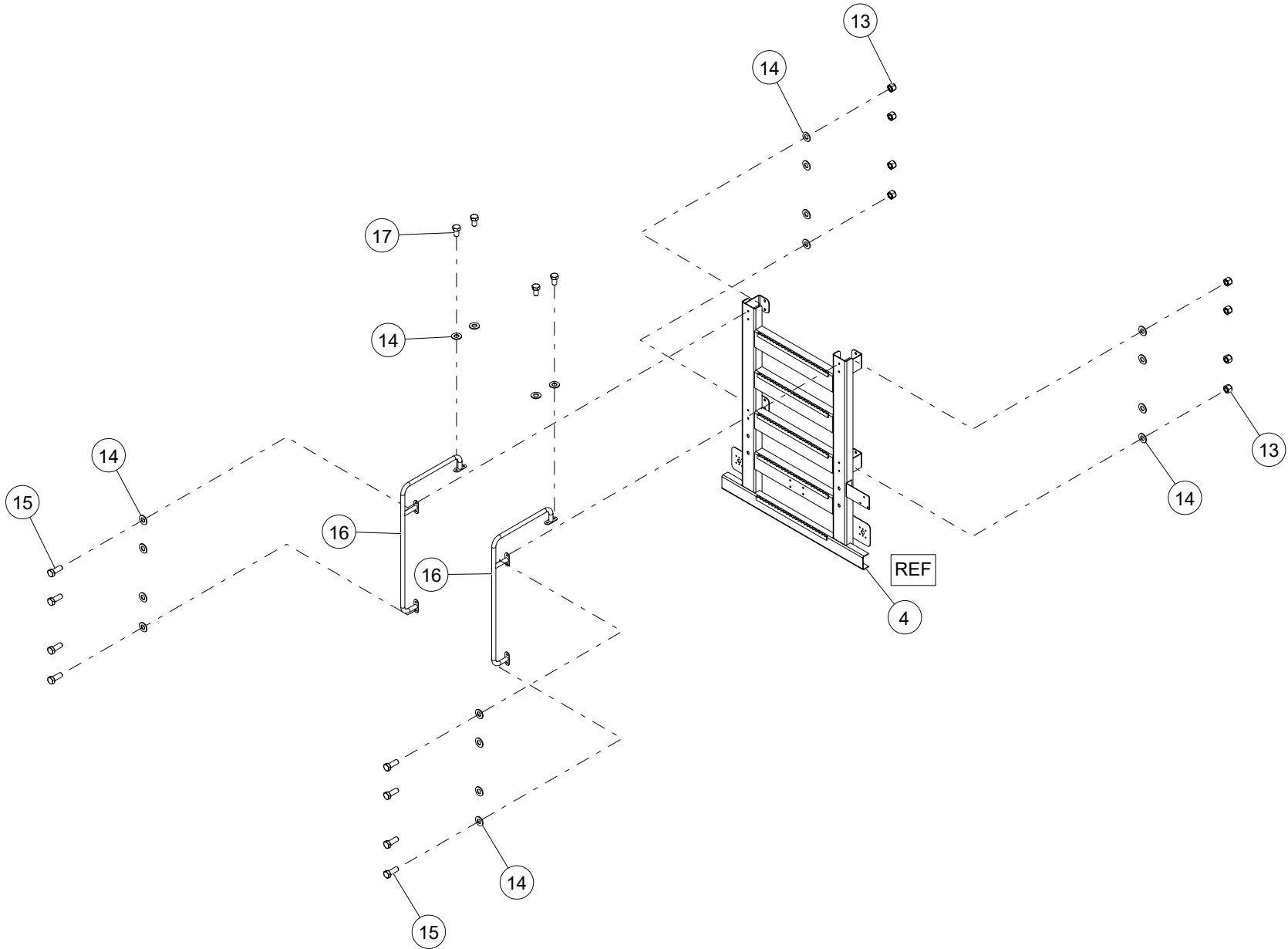
WHEN ORDERING PARTS, SPECIFY MODEL NUMBER, SERIAL NUMBER AND DESCRIPTION OF PARTS REQUIRED



WHEN ORDERING PARTS, SPECIFY MODEL NUMBER, SERIAL NUMBER AND DESCRIPTION OF PARTS REQUIRED

ITEM	PART NUMBER	DESCRIPTION	QUANTITY	NOTES
	C1059890	TOOLBOX ASSEMBLY		
9	NUT3-C6250008M0	NYLON LOCK NUT, 5/8-11, GR8, MA	12	Total 20 in TOOLBOX ASSEMBLY
10	WSH1-X6250008M0	WASHER, 5/8, GR8, MA	24	Total 40 in TOOLBOX ASSEMBLY
11	T122109	BRACKET, REAR BUMPER	2	
12	HHCS-C625B258M1	HEX HEAD CAP SCREW, 5/8-11 X 2 1/4 LEN, GR8, MA, FULL THREAD	12	Total 20 in TOOLBOX ASSEMBLY

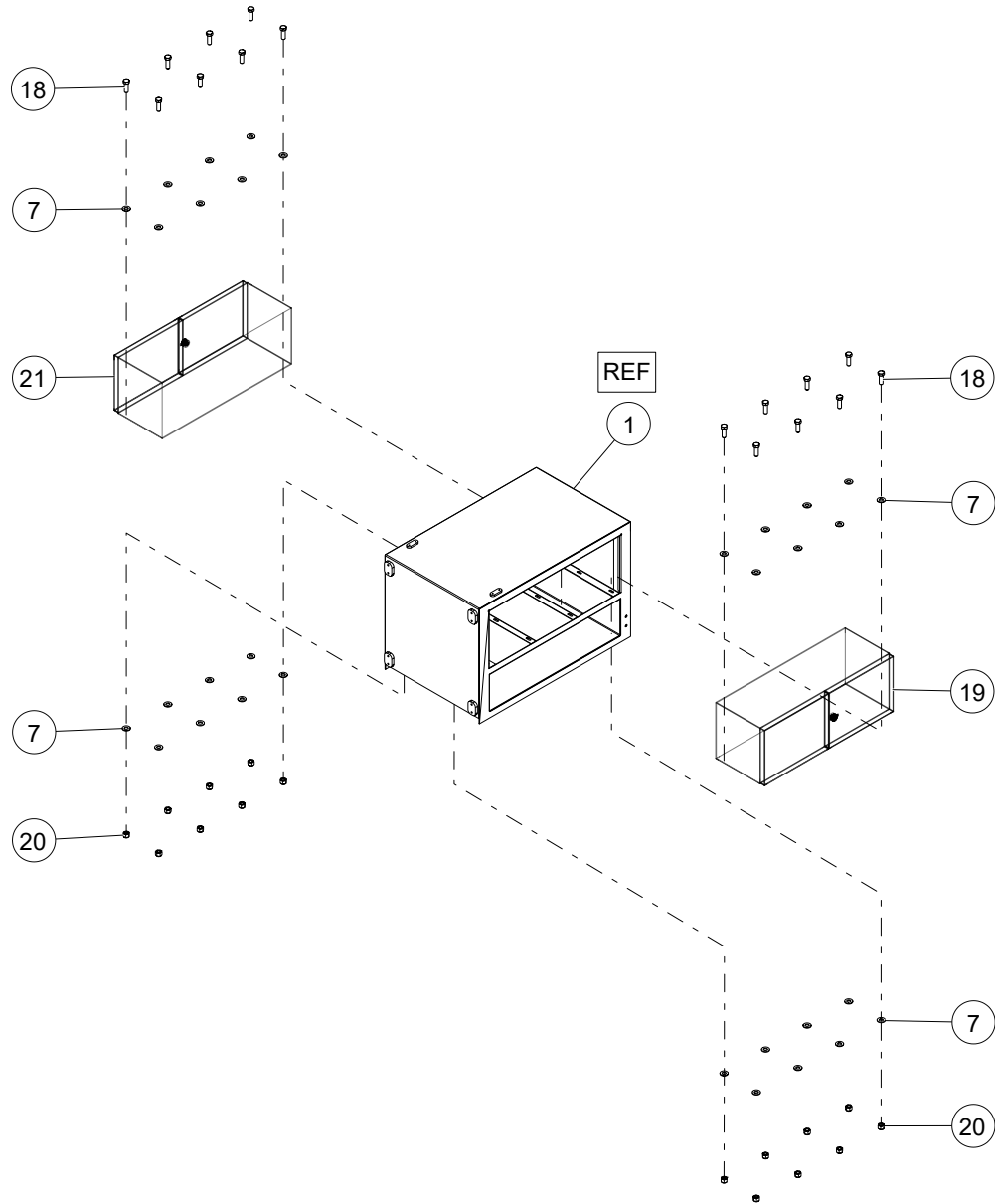
WHEN ORDERING PARTS, SPECIFY MODEL NUMBER, SERIAL NUMBER AND DESCRIPTION OF PARTS REQUIRED



WHEN ORDERING PARTS, SPECIFY MODEL NUMBER, SERIAL NUMBER AND DESCRIPTION OF PARTS REQUIRED

ITEM	PART NUMBER	DESCRIPTION	QUANTITY	NOTES
	C1059890	TOOLBOX ASSEMBLY		
13	NUT3-C3750008Z0	NYLON LOCK NUT, 3/8-16, GR8, ZN	8	
14	WSH1-X3750008Z0	WASHER, 3/8, GR8, ZN	20	
15	HHCS-C375A008Z0	HEX HEAD CAP SCREW, 3/8-16 X 1 LEN, GR8, ZN	8	
16	1040743	REAR HANDLE BAR WELDMENT	2	
17	HHCS-C3756258Z0	HEX HEAD CAP SCREW, 3/8-16 X 5/8 LEN, GR8, ZN	4	

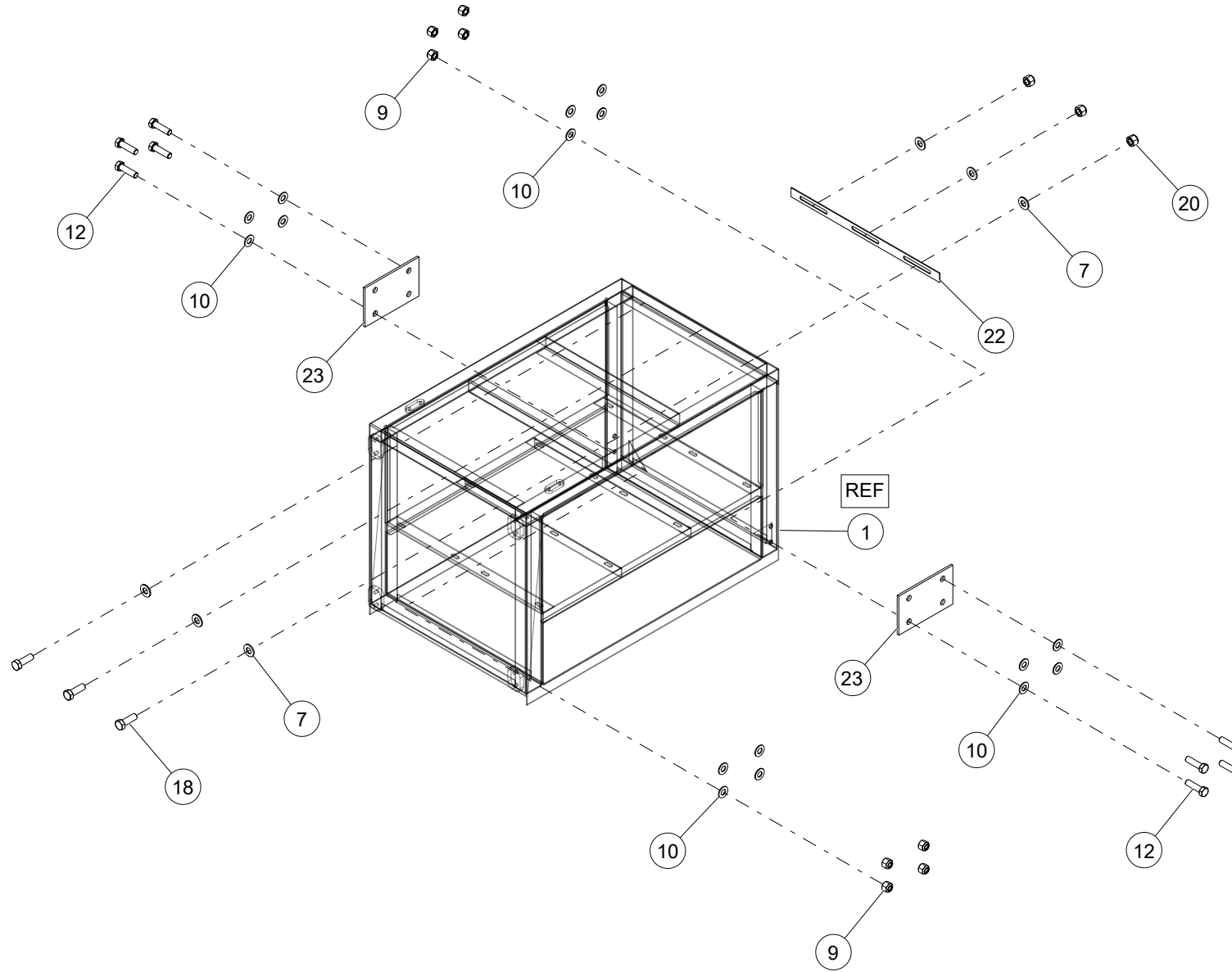
WHEN ORDERING PARTS, SPECIFY MODEL NUMBER, SERIAL NUMBER AND DESCRIPTION OF PARTS REQUIRED



WHEN ORDERING PARTS, SPECIFY MODEL NUMBER, SERIAL NUMBER AND DESCRIPTION OF PARTS REQUIRED

ITEM	PART NUMBER	DESCRIPTION	QUANTITY	NOTES
	C1059890	TOOLBOX ASSEMBLY		
18	HHCS-C500A508Z1	HEX HEAD CAP SCREW, 1/2-13 X 1 1/2 LEN, GR8, ZN, FULL THREAD	16	Total 19 in TOOLBOX ASSEMBLY
19	C1059882	TOOLBOX, 18" T X 18" D X 48" W, RH DBL DOOR	1	
20	NUT3-C5000008Z0	NYLON LOCK NUT, 1/2-13, GR8, ZN	16	Total 19 in TOOLBOX ASSEMBLY
21	C1059883	TOOLBOX, 18" T X 18" D X 48" W, LH DBL DOOR	1	

WHEN ORDERING PARTS, SPECIFY MODEL NUMBER, SERIAL NUMBER AND DESCRIPTION OF PARTS REQUIRED



WHEN ORDERING PARTS, SPECIFY MODEL NUMBER, SERIAL NUMBER AND DESCRIPTION OF PARTS REQUIRED

ITEM	PART NUMBER	DESCRIPTION	QUANTITY	NOTES
	C1059890	TOOLBOX ASSEMBLY		
22	1041122	SHIM	1	Total 19 in TOOLBOX ASSEMBLY
23	C1059881	PLATE, SUPPORT	2	

WHEN ORDERING PARTS, SPECIFY MODEL NUMBER, SERIAL NUMBER AND DESCRIPTION OF PARTS REQUIRED

PAGE INTENTIONALLY LEFT BLANK

WHEN ORDERING PARTS, SPECIFY MODEL NUMBER, SERIAL NUMBER AND DESCRIPTION OF PARTS REQUIRED

CHAPTER - 4

MANUALS



WHEN ORDERING PARTS, SPECIFY MODEL NUMBER, SERIAL NUMBER AND DESCRIPTION OF PARTS REQUIRED

60-150 MANUAL PACKS OPTIONS

ITEM	PART NUMBER	DESCRIPTION	QUANTITY	NOTES
	C1065408	60-150 MANUAL PACKS OPTIONS		
1	C1065396	STINGER 60-150 MANUAL PACK, ENGLISH	1	SEE PAGE 458
2	C1065397	STINGER 60-150 MANUAL PACK, SPANISH	1	SEE PAGE 458
3	C1065398	STINGER 60-150 MANUAL PACK, FRENCH	1	SEE PAGE 458

WHEN ORDERING PARTS, SPECIFY MODEL NUMBER, SERIAL NUMBER AND DESCRIPTION OF PARTS REQUIRED

60-150 MANUAL PACKS, EN-SP-FR

ITEM	PART NUMBER	DESCRIPTION	QUANTITY	NOTES
	1040305	STINGER 60-150 MANUAL PACK, ENGLISH		
1	1040306	60-150 FLASHDRIVE- OPERATOR'S, PARTS, SHOP & SCHEMATICS, ENGLISH	1	
2	1040311	STINGER 60-150 PARTS MANUAL	1	
3	1040312	STINGER 60-150 OPERATOR'S MANUAL, ENGLISH	1	
	1040306	STINGER 60-150 MANUAL PACK, SPANISH		
1	1040309	60-150 FLASHDRIVE- OPERATOR'S, PARTS, SHOP & SCHEMATICS, SPANISH	1	
2	1040311	STINGER 60-150 PARTS MANUAL	1	
3	1040313	STINGER 60-150 OPERATOR'S MANUAL, SPANISH	1	
	1040307	STINGER 60-150 MANUAL PACK, FRENCH		
1	1040310	60-150 FLASHDRIVE- OPERATOR'S, PARTS, SHOP & SCHEMATICS, FRENCH	1	
2	1040311	STINGER 60-150 PARTS MANUAL	1	
3	1040314	STINGER 60-150 OPERATOR'S MANUAL, FRENCH	1	

WHEN ORDERING PARTS, SPECIFY MODEL NUMBER, SERIAL NUMBER AND DESCRIPTION OF PARTS REQUIRED



www.loadkingmfg.com

60-150 PARTS MANUAL

Load King
7701 Independence Ave, Kansas City, MO
64125
Parts: (816) 241- 8387
Service: (833) 281-7911
info@loadkingmfg.com