

# LOAD KING



## PARTS MANUAL LOAD KING 80-160

REV B  
MAY 2024

1026092



---

**WARNING:** Operating, servicing and maintaining this equipment can expose you to chemicals including engine exhaust, carbon monoxide, phthalates, and lead, which are known to the State of California to cause cancer and birth defects or other reproductive harm. These chemicals can be emitted from or contained in other various parts and systems, fluids and some component wear by-products. To minimize exposure, avoid breathing exhaust, do not idle the engine except as necessary, service your equipment and vehicle in a well-ventilated area and wear gloves or wash your hands frequently when servicing your equipment or vehicle and after operation. For more information go to [www.P65Warnings.ca.gov/passenger-vehicle](http://www.P65Warnings.ca.gov/passenger-vehicle).

Breathing diesel engine exhaust exposes you to chemicals known to the State of California to cause cancer and birth defects or other reproductive harm.

- Always start and operate the engine in a well-ventilated area.
- If in an enclosed area, vent the exhaust to the outside.
- Do not modify or tamper with the exhaust system.
- Do not idle the engine except as necessary.

For more information go to [www.P65warnings.ca.gov/diesel](http://www.P65warnings.ca.gov/diesel).

---

---

# Crane Limited Product Warranty

**Load King LLC** (“Load King”) warrants to the original Buyer its new Products will be free, under normal use and service, of any defects in material or workmanship for a period of (i) two years (24 months), or (ii) 2,000 hours of operation. In addition, the warranty period is five years (60 months) for structural crane weldments (boom section, jib, outrigger beam, subbase, frame, mounting anchors, mast, turntable). Each of those aforementioned periods shall commence at the date of initial installation or commission; provided, however, those periods, in the case of a distributor of Load King, shall commence no later than six (6) months after the date of shipment by Load King. Parts fitted during a warranty repair will take on the remaining warranty time period only. The foregoing warranties shall be honored provided that Load King receives written notice of the defect within thirty (30) days of its discovery, but in no event later than fifteen (15) days after the expiration of the applicable warranty period, and it has been established that (i) the Product has been maintained and operated within the limits of rated and normal usage and in strict compliance with Load King's operating and maintenance manuals, (ii) the defect did not result in any manner from the intentional or negligent action, inaction or abuse by Buyer or any third party, and (iii) in the case of structural warranty, all annual inspections have been completed by an authorized Load King service center. If it cannot be established that conditions (i), (ii) and (iii) above have been met, then this Warranty shall not cover the alleged defect.

If requested by Load King, the defective Product must be returned to Load King, or other location designated by Load King, for inspection. Load King reserves the right to review the Product's maintenance procedures to determine if any alleged defect is covered under this Warranty. Delivery inspection forms are required for warranty validation and processing.

Load King's obligation and liability under this Warranty is expressly limited to, at Load King's sole option, repairing or replacing, with new or remanufactured parts or components, any part, which appears to Load King upon inspection to have been defective in material or workmanship. Replacement parts will be provided to Buyer subject to Load King's current warranty claim handling processes. All Products replaced under this Warranty become the property of Load King.

Accessories, assemblies and components included in the Product, which are not manufactured by Load King, are subject to the warranty of their respective manufacturers. Load King does not provide any warranty and Load King specifically disclaims any liability relating to the boom-truck carriers; however, Purchaser may be entitled to the respective boom-truck carrier OEM's pass-through warranty (subject to any registration requirements).

This Warranty shall be null and void if parts (including wear parts) other than genuine Load King Parts are used in or attached to the Product or if serial numbers have been altered, defaced, or removed with respect to Load King's Products or if the Product has been altered without Load King's written agreement.

**LOAD KING MAKES NO OTHER WARRANTIES, EXPRESS OR IMPLIED, AND MAKES NO WARRANTIES OF MERCHANTABILITY OR FITNESS FOR ANY PARTICULAR PURPOSE.**

No employee or representative is authorized to modify this Warranty unless such modification is made in writing and signed by an authorized officer of Load King.

This warranty is continuous for the above stated periods, and “stopping and restarting” such periods (“stop and go”) is not accepted by Load King.

Load King's obligation under this Warranty shall not include the items listed below as “Items not covered by this Warranty.”

**NO TRANSFERABILITY OF THIS WARRANTY:** This Warranty is limited to Buyer or, if sold through a distributor of Load King, to the first End User of the Product, and is not assignable or otherwise transferable without the written agreement of Load King.

---

## ITEMS NOT COVERED BY THIS WARRANTY

The following items are not covered under this Warranty (the following list is not exhaustive):

- Normal maintenance, adjustments, maintenance parts or wear parts, including without limitation wear pads, seals, gaskets, hoses, friction plates, glass, clutch and brake linings, filters, wire rope, exterior coatings, proper tightening of bolts, nuts and fittings, adding or replacing of fluids, filters, breathers, belts, nozzles, adjustments of any kind, service supplies such as hand cleaners, towels and lubricants, inspections, diagnostic time, travel time, or labor.
- Products sold by any individual, corporation, partnership or any other third party that is not authorized by Load King to distribute the Product.
- Damage or defect caused by, or other costs related to, work performed by personnel not authorized by Load King to service or repair the Product.
- Damage or defect caused by operation of the Product by personnel or users not authorized or instructed or trained to operate the Product.
- Costs including, without limitation, travel, freight and labor, resulting from shipment or transfer of the Product into or use in a region not covered by Load King's service network.
- Costs including, without limitation, travel, freight and labor, related to the disassembling and assembling of any equipment with respect to a defective Part integrated in such equipment not covered by Load King's warranty.
- Damage or defect resulting from improper storage, weathering, lack of use, demonstration use, or use for transportation of corrosive chemicals.
- Damage or defect resulting from operation of the Product after a failure, damage or defect noticeably occurred, or damage or defect caused by worn parts or fluids.
- Damage or defect caused by operation or storage of the Product under extreme weather or geographical conditions, including without limitation, fires, freezing, floods, other natural disasters and abnormal conditions of temperature, moisture, dirt or corrosive matter, without the written agreement of Load King.
- Damage or defect caused by non-compliance with Load King's campaign bulletins, product safety and service releases.
- Damage or defect caused by carrier handling. Any such claim for damage should be filed immediately with the respective carrier.
- Cost including, without limitation, travel, freight and labor, resulting from the lack of Buyer or the user of the Product to comply with their obligations under this Warranty.
- Damage or defect resulting from or costs related to acts of God.

**THIS WARRANTY IS EXPRESSLY IN LIEU OF AND EXCLUDES ALL OTHER WARRANTIES, REPRESENTATIONS AND CONDITIONS, EXPRESS OR IMPLIED AND ALL OTHER STATUTORY, CONTRACTUAL, TORTIOUS AND COMMON LAW OBLIGATIONS OR LIABILITY ON LOAD KING'S PART ARE HEREBY EXPRESSLY EXCLUDED TO THE MAXIMUM PERMITTED BY LAW. THERE ARE NO WARRANTIES THAT EXTEND BEYOND THE LIMITED WARRANTY CONTAINED HEREIN.** Load King neither assumes nor authorizes any other person to assume for Load King any other liability in connection with the sale of Load King's Product. In the event that any provision of this Warranty is held unenforceable for any reason, the remaining provisions shall remain in full force and effect.

**IN THE EVENT OF ANY BREACH OF THE WARRANTY BY LOAD KING, LOAD KING'S LIABILITY SHALL BE LIMITED EXCLUSIVELY TO THE REMEDIES (AT LOAD KING'S SOLE OPTION) OF REPAIR OR REPLACEMENT OF ANY DEFECTIVE PRODUCT COVERED BY THE WARRANTY. NOTWITHSTANDING ANYTHING CONTAINED IN THIS WARRANTY TO THE CONTRARY, LOAD KING SHALL NOT BE LIABLE FOR AND SPECIFICALLY DISCLAIMS ALL INDIRECT, CONSEQUENTIAL, INCIDENTAL OR OTHER DAMAGES OR LOSSES WHETHER OR NOT ADVICES OF THE POSSIBILITY THEREOF.** Nothing in this Section shall operate to exclude Load King's liability for death or personal injury when directly related to Load King's negligent act or omission.

---

# INSTRUCTIONS FOR ORDERING PARTS

When ordering parts, contact your nearest Load King distributor and give the following information to assure prompt service:

## MACHINE IDENTIFICATION:

State the model and Product Identification Number (PIN), located on the plate in the Operator's Cab.

The six digit serial number is shown on a plate on the outside front of the operator's cab for convenient access.

## PART IDENTIFICATION:

State the part number, description and quantity required. Do not use the item number. Avoid using the words "Pairs" or "Sets".

## SHIPPING INSTRUCTIONS:

State the invoicing address. Unless otherwise specified, invoices will be mailed to the shipping address.

State the correct shipping address and the means of shipment: parcel post, air mail, air freight, UPS, bus, etc.



REF PART.NO. DESCRIPTION

C139803 Mirror, Convex..... 1

---

Load King  
7701 Independence Ave,  
Kansas City, MO 64125  
Parts: (816) 241- 8387  
Service: (833) 281-7911  
info@loadkingmfg.com

---

---

# USING THIS PARTS BOOK

This Parts Manual has been designed for optimum ease of reading and is the key to Customer-Distributor-Factory communication. Genuine replacement parts, along with interchangeable product improvements as they become available, will keep your machine in a reliable and productive condition.

Use this manual as a supplement to the Operator's Manual when performing service procedures on the machine.

**EXPLODED VIEW ILLUSTRATIONS** show the relationship of assembled parts. The illustrations are keyed to an accompanying parts list on the same page or on the facing page and are positioned for ease in reading the manual.



## IMPORTANT

This manual lists serviceable parts for every machine built of this model designation. Serial numbers are used to identify parts when a product improvement is made or an alternate component is used. It is important to know the serial number of the machine before searching for replacement parts.

---

# TABLE OF CONTENTS

<b>CRANE OVERVIEW</b> .....	<b>11</b>	SEAT INSTALLATION.....	122
CRANE OVERVIEW .....	12	SEAT, OPERATOR.....	124
<b>DECALS</b> .....	<b>15</b>	CAB INTERIOR INSTALLATION .....	126
80-160 BRANDING DECAL KIT.....	16	FRONT UPPER DASH SUB ASSEMBLY .....	136
80-160 ENGLISH MARKINGS.....	21	CONSOLE, LOWER RIGHT .....	138
DRIVER CAB DECAL KIT.....	22	CAB SUPPLIER ASSEMBLY .....	140
MAN BASKET DECAL KIT ENGLISH .....	24	DOOR ASSEMBLY.....	154
80-160 STANDARD ENGLISH DECAL KIT .....	26	WINDSHIELD, FRONT .....	162
80-160 SPECIFICATION.....	32	ROOF HATCH ASSEMBLY .....	164
80-160 ANSI DECAL KIT.....	34	WIPER, ROOF .....	166
MAN BASKET DECAL KIT ANSI .....	36	FRONT WIPER ASSEMBLY.....	168
80-160 JIB ANSI DECAL KIT .....	38	UPPER DOOR GUIDE ASSEMBLY.....	170
80-160 STANDARD ANSI DECAL KIT .....	40	CAB ELECTRICAL INSTALLATION .....	172
80-160 BOOM ANSI DECAL KIT.....	42	AIR ASSEMBLY .....	182
80-160 CAB ANSI DECAL KIT .....	44	GREASE LINES INSTALLATION.....	184
80-160 SUPER AND LOWER ANSI DECAL KIT .....	48	XO CRANE CAB COMFORT OPTIONS.....	186
80-160 ISO DECAL KIT .....	58	NO HEATER OPTION - CAB COVERS .....	188
MAN BASKET ISO DECAL KIT .....	60	DELUXE AC AND FLAMELESS HEATER.....	190
80-160 JIB ISO DECAL KIT.....	62	KENWAY HVAC KIT.....	196
80-160 STANDARD ISO DECAL KIT.....	64	BLOWER UNIT.....	198
80-160 BOOM ISO DECAL KIT.....	66	BLOWER ASSEMBLY, AC & OIL HEAT .....	200
80-160 CAB ISO DECAL KIT .....	68	CONTROLLER, PROGRAMMED .....	202
80-160 SUPER AND LOWER ISO DECAL KIT .....	72	KIT, HOSE & DRIVE MOUNTING .....	204
<b>SUPERSTRUCTURE</b> .....	<b>83</b>	KIT, MD 9037/47/57 MTG .....	206
SUPERSTRUCTURE INSTALLATION.....	84	HYDRAULIC DRIVE UNIT.....	208
SWING LOCK INSTALLATION .....	88	ASSEMBLY, BELT TENSIONER .....	212
HOUSE LOCK ASSEMBLY .....	90	<b>BOOM</b> .....	<b>215</b>
COVER INSTALLATION.....	92	BOOM ASSEMBLY, LOAD KING 80-160.....	216
CAB MOUNT ASSEMBLY.....	96	WELDMENT, BASE SECTION.....	218
COUNTERWEIGHT OPTIONS.....	100	WELDMENT, 2ND SECTION .....	222
COUNTERWEIGHT ASSY, 15000LBS.....	102	WELDMENT, 3RD SECTION .....	226
COUNTERWEIGHT ASSY, 3000 LBS.....	104	WELDMENT, 4TH SECTION .....	230
COUNTERWEIGHT ASSY, 3000 LBS.....	105	WELDMENT, 5TH SECTION .....	236
CYLINDER COUNTERWEIGHT.....	108	WELDMENT, TIP SECTION .....	242
COUNTERWEIGHT ASSEMBLY .....	110	BOOM EXTEND CYLINDER.....	246
COUNTERWEIGHT KIT .....	112	INSTALLATION, BOOM PIVOT AND HOIST CYLINDER PIN .....	252
COUNTERWEIGHT, 16000# W/O AUX WINCH .....	114	INSTALLATION, BOOM HOSE REEL.....	254
CTWT ASSY, 4000 LB W/O AUX WINCH.....	116	80-160 HOOK BLOCK OPTIONS .....	258
<b>CAB.</b> .....	<b>119</b>	HOOKBLOCK, 1 SHEAVE, 25T, 3/4IN, 711LBS.....	260
CAB, UPPER S-PACE OPERATOR.....	120	HOOKBLOCK, 3 SHEAVE, 50T, 3/4IN, 1141LBS.....	262
		HOOKBLOCK, 5 SHEAVE, 80T, 3/4IN, 1400LBS.....	264

80-160 OVERHAUL BALL OPTION.....	266	<b>ELECTRICAL</b> .....	<b>399</b>
OVERHAUL BALL WIRE 3/4" SWL 12 US TONS .....	268	UPPER ELECTRICAL ASSEMBLY.....	400
LOAD BLOCK & OHAUL BALL ASSEMBLY .....	270	LOWER ELECTRICAL ASSEMBLY.....	402
ASSEMBLY, HOOK BLOCK HOUSING .....	272	FRONT BUMPER KEYPAD AND COVER INSTALLATION.....	404
XO 80-160 JIB OPTIONS.....	274	KEYPAD, 2X2 .....	406
JIB STOWAGE ASSEMBLY, GEN 2 .....	276	CROSSOVER CONTROLS.....	408
JIB ASSEMBLY, EXTENDED PIN .....	280	<b>OPTIONS</b> .....	<b>411</b>
JIB LADDER INSTALLATION .....	292	80-160 LMI OPTIONS .....	412
80-160 JIB INSTALLATION TOOLS .....	294	INSTALLATION, WIRELESS ATB & INTERNAL LMI .....	414
INSTALLATION, JIB KICK STAND.....	296	LMI ASSEMBLY .....	416
<b>HYDRAULICS</b> .....	<b>299</b>	PLATFORM OPTIONS - XO CRANE .....	420
UPPER HYDRAULICS .....	300	2-MAN PLATFORM INSTALLATION .....	422
SWING DRIVE .....	318	MAN BASKET BRACKET ASSEMBLY .....	424
OUTPUT ASSEMBLY PR M=10,16 Z=13.....	320	LONG STRAIGHT MAN BASKET .....	426
PLANETARY STAGE M R.5 DS27.....	322	MAN BASKET INSTALLATION ON JIB .....	436
PLANETARY CARRIER M R.5.....	324	JIB HEAD BASKET BRACKET .....	438
CONNECTION COVER 700/250 .....	326	PLATFORM JACK ASSEMBLY.....	440
ADAPTER FLANGE EPM 250 I 7,25 DS20 .....	328	PROOF AND TRIAL TEST WEIGHTS .....	442
PLANETARY CARRIER M I 7,25.....	330	XO HOSE OPTIONS.....	444
CF 500-250 .....	332	HOSE VARIANT, ALLISON TRANSMISSION .....	446
COUPLING Z27 Z20 F32 .....	334	HOSE VARIANT, EATON TRANSMISSION .....	448
CONNECTION COVER FOR RB .....	336	PUMP/PTO OPTION.....	450
BRAKE ASSEMBLY FSD 30/38.....	338	PUMP/PTO ASSEMBLY, ALLISON TRANSMISSION .....	452
LOWER HYDRAULICS .....	340	PUMP/PTO ASSEMBLY, EATON TRANSMISSION .....	456
<b>CENTER STRUCTURE</b> .....	<b>349</b>	80-160 AUXILIARY WINCH OPTION.....	460
CENTER STRUCTURE INSTALLATION .....	350	AUXILIARY HEAD ASSEMBLY.....	462
BEARING INSTALLATION .....	356	AUXILIARY WINCH ASSEMBLY .....	464
CWGHT TABLE INSTALLATION .....	358	XO80-160 AUXILIARY WINCH CABLE OPTIONS.....	466
PLATFORM INSTALLATION.....	362	XO80-160 ROPE OPTIONS .....	468
PLATFORM ASSEMBLY.....	364	WIRELESS CONTROL OPTIONS .....	470
<b>DECKING</b> .....	<b>367</b>	BELLY PACK ONLY .....	472
DECKING INSTALLATION.....	368	JIB ONLY .....	474
DECKING KIT.....	378	JIB & BELLY PACK.....	476
LADDER ASSEMBLY .....	380	XO FENDER OPTIONS .....	478
<b>OUTRIGGERS</b> .....	<b>385</b>	FENDERS 55 INCH AXLE CTR.....	480
OUTRIGGER INSTALLATION .....	386	FENDERS 55 INCH AXLE CTR W/PUSHER.....	482
OUTRIGGER ASSEMBLY, REAR RH.....	390	FENDERS 60 INCH AXLE CTR.....	484
OUTRIGGER ASSEMBLY, REAR LH .....	392	XO LIGHT OPTIONS .....	486
OUTRIGGER ASSY, FRONT LH .....	394	WORK LIGHT INSTALLATION .....	488
OUTRIGGER ASSY, FRONT RH .....	396	STROBE LIGHT INSTALLATION.....	492
		REVOLVING AMBER LIGHT INSTALLATION .....	494

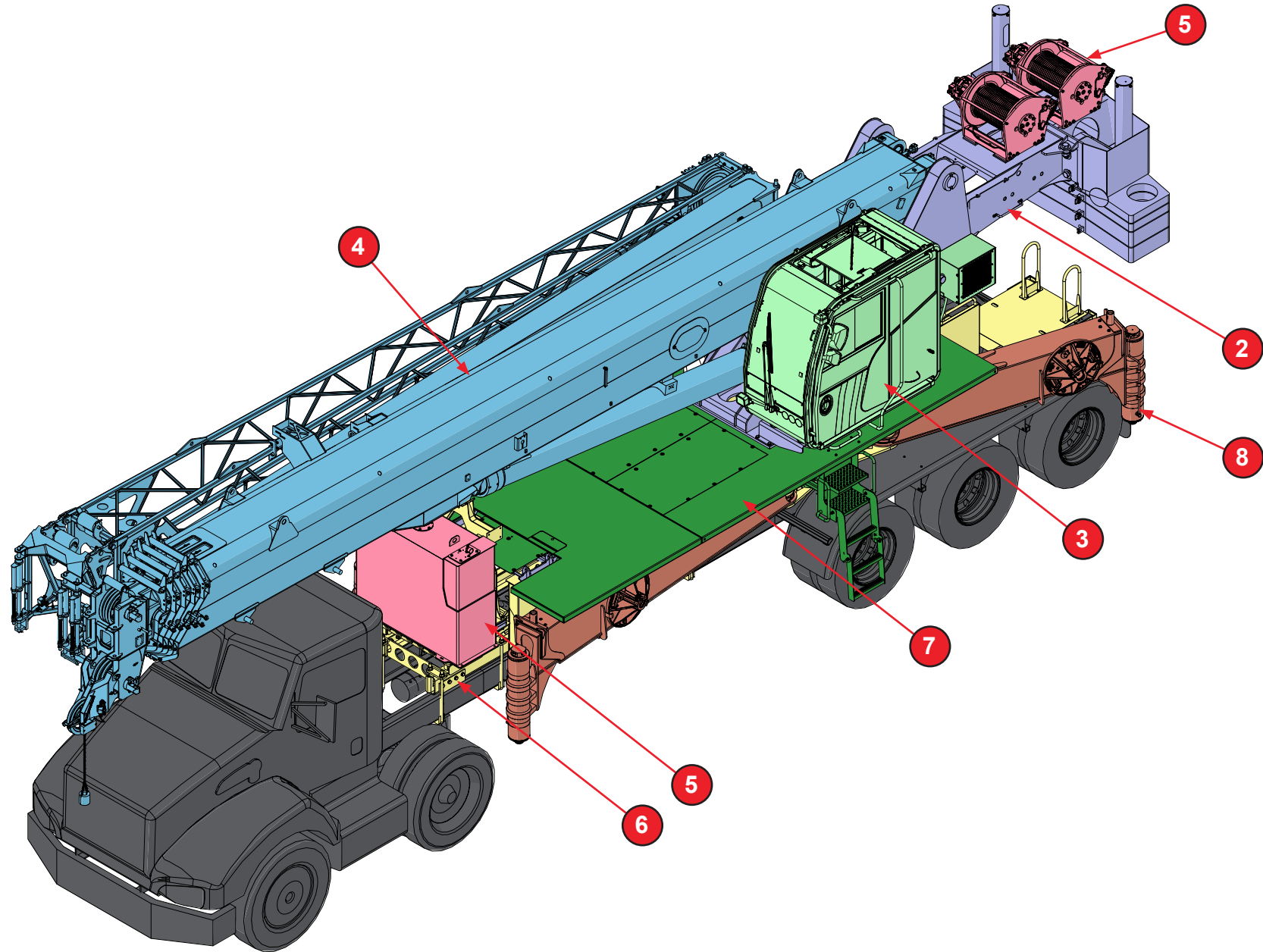
---

XO RADIO OPTIONS .....	496
RADIO OPTION .....	498
NO RADIO OPTION.....	500
TOOLBOX ASSEMBLY.....	502
TOOLBOX ASSEMBLY.....	504
REAR DECK ASSEMBLY .....	514
REAR BUMPER INSTALLATION.....	518
BOOM DOLLY .....	520
BOOM DOLLY ELECTRICAL INSTALLATION.....	530
MULTIPLE RIDE HEIGHT LEVELING VALVE INSTALL - UNIVERSAL .....	532
BOOM DOLLY PNEUMATIC INSTALLATION .....	534
<b>MANUALS. ....</b>	<b>543</b>
XO80-160 MANUAL PACKS OPTIONS .....	544
80-160 MANUAL PACKS, EN-SP-FR .....	546

---

# **CRANE OVERVIEW**

# CRANE OVERVIEW



WHEN ORDERING PARTS, SPECIFY MODEL NUMBER, SERIAL NUMBER AND DESCRIPTION OF PARTS REQUIRED

# CRANE OVERVIEW

---

## 80-160 OVERVIEW

- 1\* DECALS
- 2 SUPERSTRUCTURE
- 3 CAB
- 4 BOOM
- 5 HYDRAULICS
- 6 CENTER STRUCTURE
- 7 DECKING
- 8 OUTRIGGERS
- 9\* ELECTRICAL
- 10\* OPTIONS
- 11\* MANUALS

\* ITEM NOT SHOWN IN THE ILLUSTRATION

---

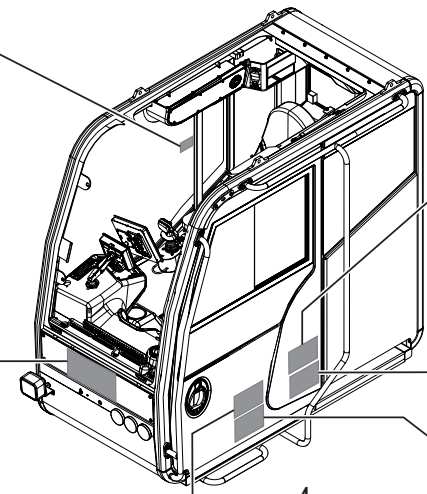
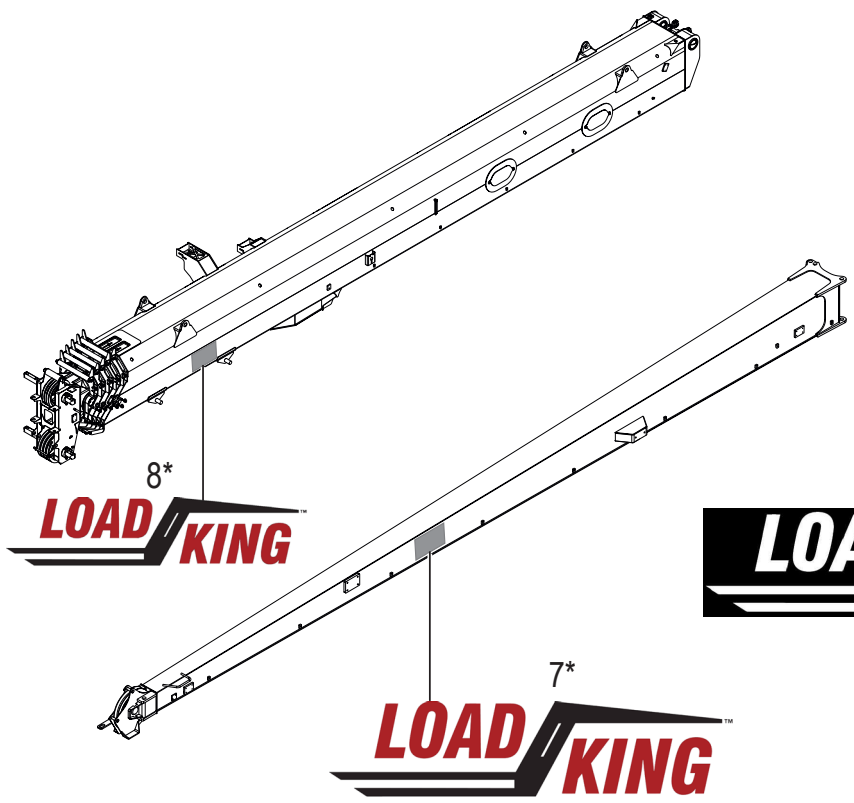
WHEN ORDERING PARTS, SPECIFY MODEL NUMBER, SERIAL NUMBER AND DESCRIPTION OF PARTS REQUIRED

**PAGE INTENTIONALLY LEFT BLANK**

**DECALS**



FOR SERVICE & MAINTENANCE CALL:  
 833-CT1S-911  
 833-281-7911  
 CIC@customtruck.com  
 www.customtruck.com



80-160

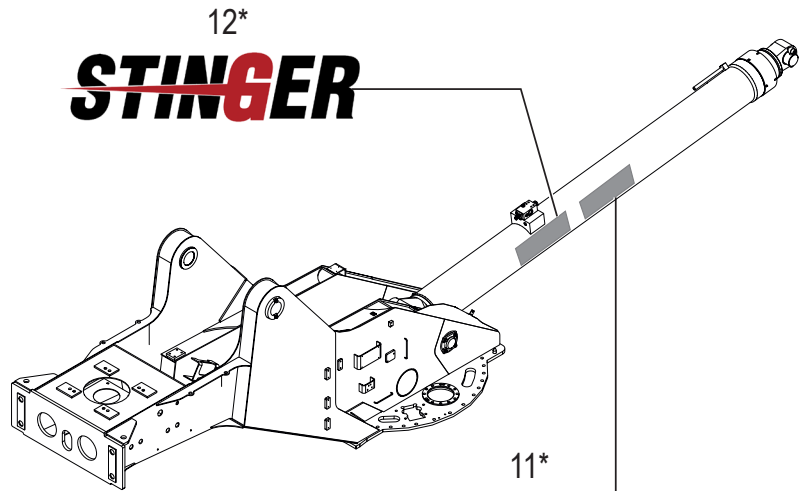
STINGER

WHEN ORDERING PARTS, SPECIFY MODEL NUMBER, SERIAL NUMBER AND DESCRIPTION OF PARTS REQUIRED

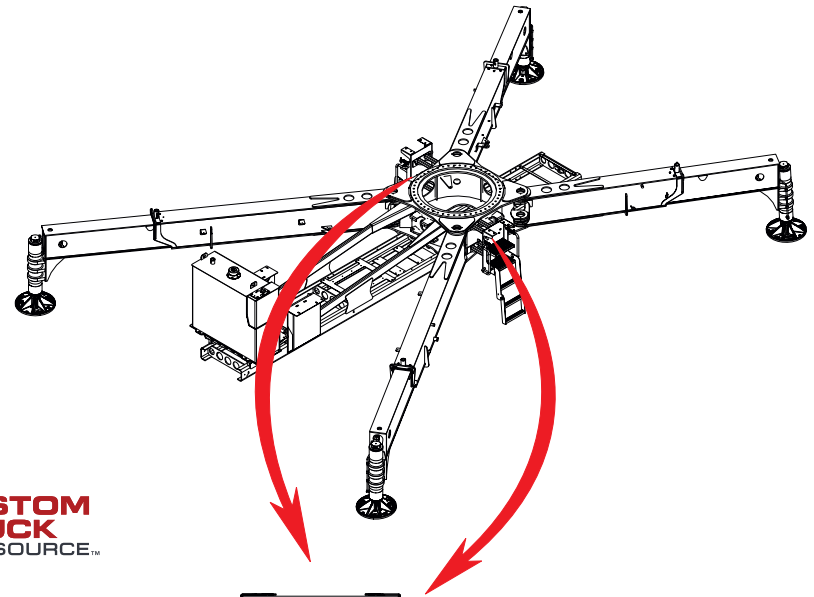
ITEM	PART NUMBER	DESCRIPTION	QUANTITY	NOTES
	<b>C1054100</b>	<b>80-160 BRANDING DECAL KIT</b>		
1	CTOS-CIC	DECAL, PRODUCT SUPPORT	1	Total 3 in BRANDING DECAL KIT
2	1041635	MADE IN MISSOURI DECAL	1	
3	1008685	DECAL, FLAG	1	Total 3 in BRANDING DECAL KIT
4	1006825	80-160 DECAL	1	
5	1026348	WHITE STINGER DECAL	1	
6	1008729	4 INCH LOADKING DECAL WHITE	1	
7	1007100	4 INCH LOADKING DECAL	1	Total 2 in BRANDING DECAL KIT
8	1026340	34 INCH TWO TONE LOADKING DECAL	1	Total 2 in BRANDING DECAL KIT

\*ADDITIONAL DECAL IN SAME POSITION, OPPOSITE SIDE

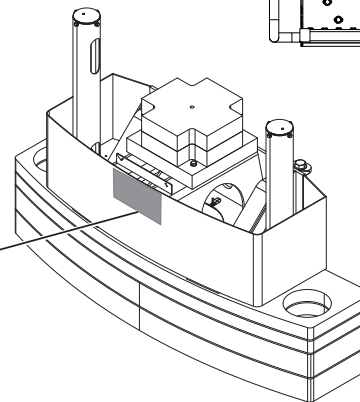
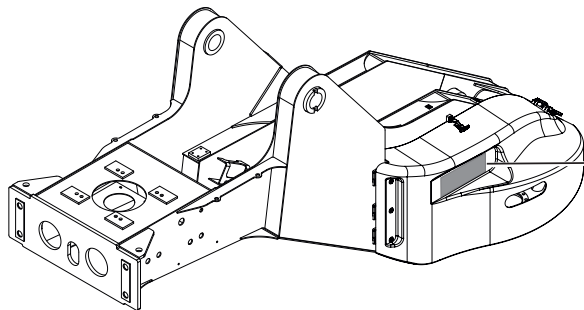
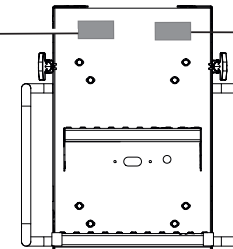
WHEN ORDERING PARTS, SPECIFY MODEL NUMBER, SERIAL NUMBER AND DESCRIPTION OF PARTS REQUIRED



**80-160**



FOR SERVICE & MAINTENANCE CALL:  
 833-CT15-911  
 833-281-7911  
 CIC@customtruck.com  
 www.customtruck.com



WHEN ORDERING PARTS, SPECIFY MODEL NUMBER, SERIAL NUMBER AND DESCRIPTION OF PARTS REQUIRED

ITEM	PART NUMBER	DESCRIPTION	QUANTITY	NOTES
	<b>C1054100</b>	<b>80-160 BRANDING DECAL KIT</b>		
9	1007067	10 INCH LOADKING DECAL	1	
10	1026339	2.5 INCH TWO TONE LOAD KING DECAL	1	
11	1040488	80-160 LIFT CYLINDER DECAL	1	Total 2 in BRANDING DECAL KIT
12	1009092	STINGER DECAL LIFT CYLINDER	1	Total 2 in BRANDING DECAL KIT

\*ADDITIONAL DECAL IN SAME POSITION, OPPOSITE SIDE

WHEN ORDERING PARTS, SPECIFY MODEL NUMBER, SERIAL NUMBER AND DESCRIPTION OF PARTS REQUIRED

---

# NON - ILLUSTRATED PAGE

WHEN ORDERING PARTS, SPECIFY MODEL NUMBER, SERIAL NUMBER AND DESCRIPTION OF PARTS REQUIRED

## 80-160 ENGLISH MARKINGS

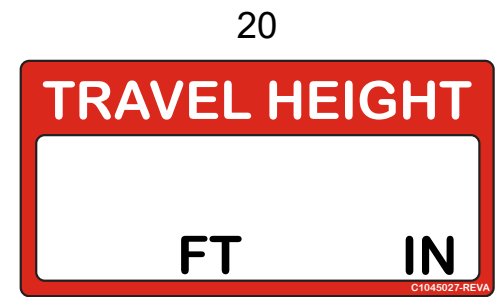
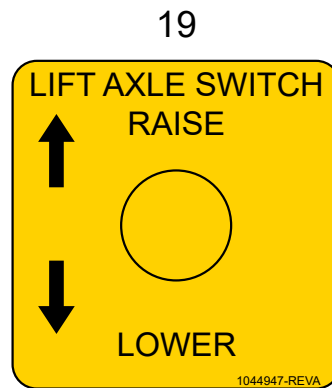
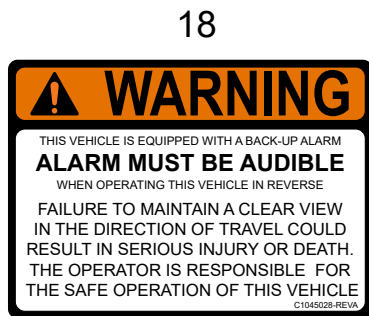
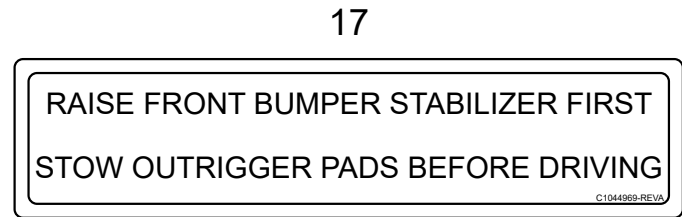
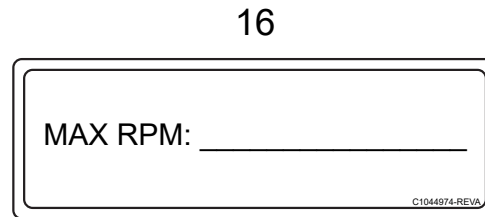


---

ITEM	PART NUMBER	DESCRIPTION	QUANTITY	NOTES
	<b>C1055988</b>	<b>80-160 ENGLISH MARKINGS</b>		
1	<b>C1045146</b>	DRIVER CAB DECAL KIT	1	SEE PAGE 22
2	<b>C1053876</b>	MAN BASKET DECAL KIT ENGLISH	1	SEE PAGE 24
3	<b>C1054162</b>	80-160 STANDARD ENGLISH DECAL KIT	1	SEE PAGE 26

---

WHEN ORDERING PARTS, SPECIFY MODEL NUMBER, SERIAL NUMBER AND DESCRIPTION OF PARTS REQUIRED

# DRIVER CAB DECAL KIT



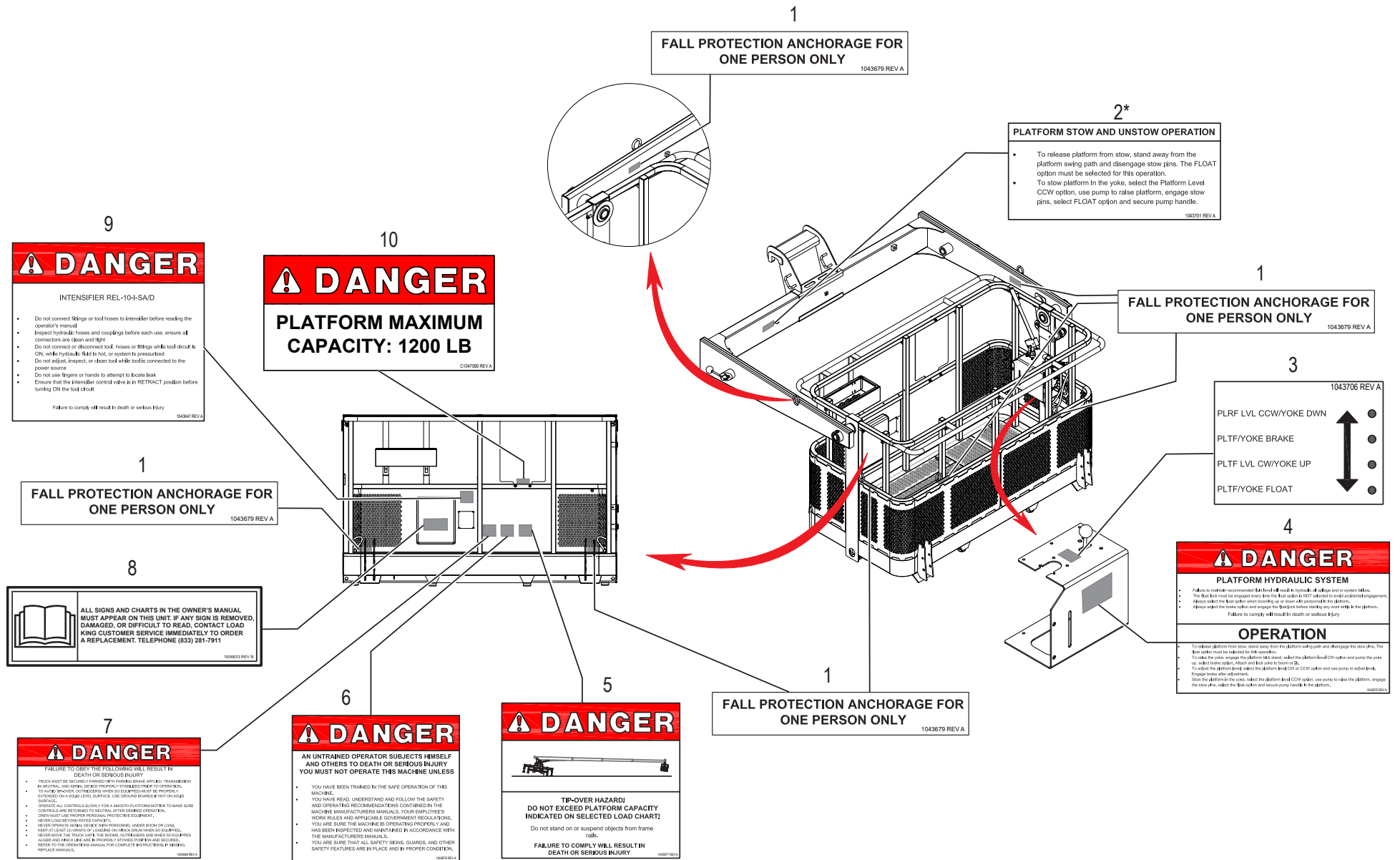
WHEN ORDERING PARTS, SPECIFY MODEL NUMBER, SERIAL NUMBER AND DESCRIPTION OF PARTS REQUIRED

## DRIVER CAB DECAL KIT

ITEM	PART NUMBER	DESCRIPTION	QUANTITY	NOTES
	<b>C1045146</b>	<b>DRIVER CAB DECAL KIT</b>		
1	C1045169	1 DECAL	1	
2	C1045170	2 DECAL	1	
3	C1045171	3 DECAL	1	
4	C1045172	4 DECAL	1	
5	C1045173	5 DECAL	1	
6	C1045147	6 DECAL	1	
7	C1045174	7 DECAL	1	
8	C1045175	8 DECAL	1	
9	C1045176	9 DECAL	1	
10	C1045177	10 DECAL	1	
11	C1045178	11 DECAL	1	
12	C1045167	12 DECAL	1	
13	C1045148	13 DECAL	1	
14	C1044970	BOOM MASTER SWITCH	1	
15	C1045029	WARNING DECAL	1	
16	C1044974	MAX RPM DECAL	1	
17	C1044969	O/R INSTRUCTION DECAL	1	
18	C1045028	ALARM WARNING DECAL	1	
19	1044947	DECAL, LIFT AXLE TOGGLE	1	
20	C1045027	TRAVEL HEIGHT DECAL	1	

WHEN ORDERING PARTS, SPECIFY MODEL NUMBER, SERIAL NUMBER AND DESCRIPTION OF PARTS REQUIRED

# MAN BASKET DECAL KIT ENGLISH



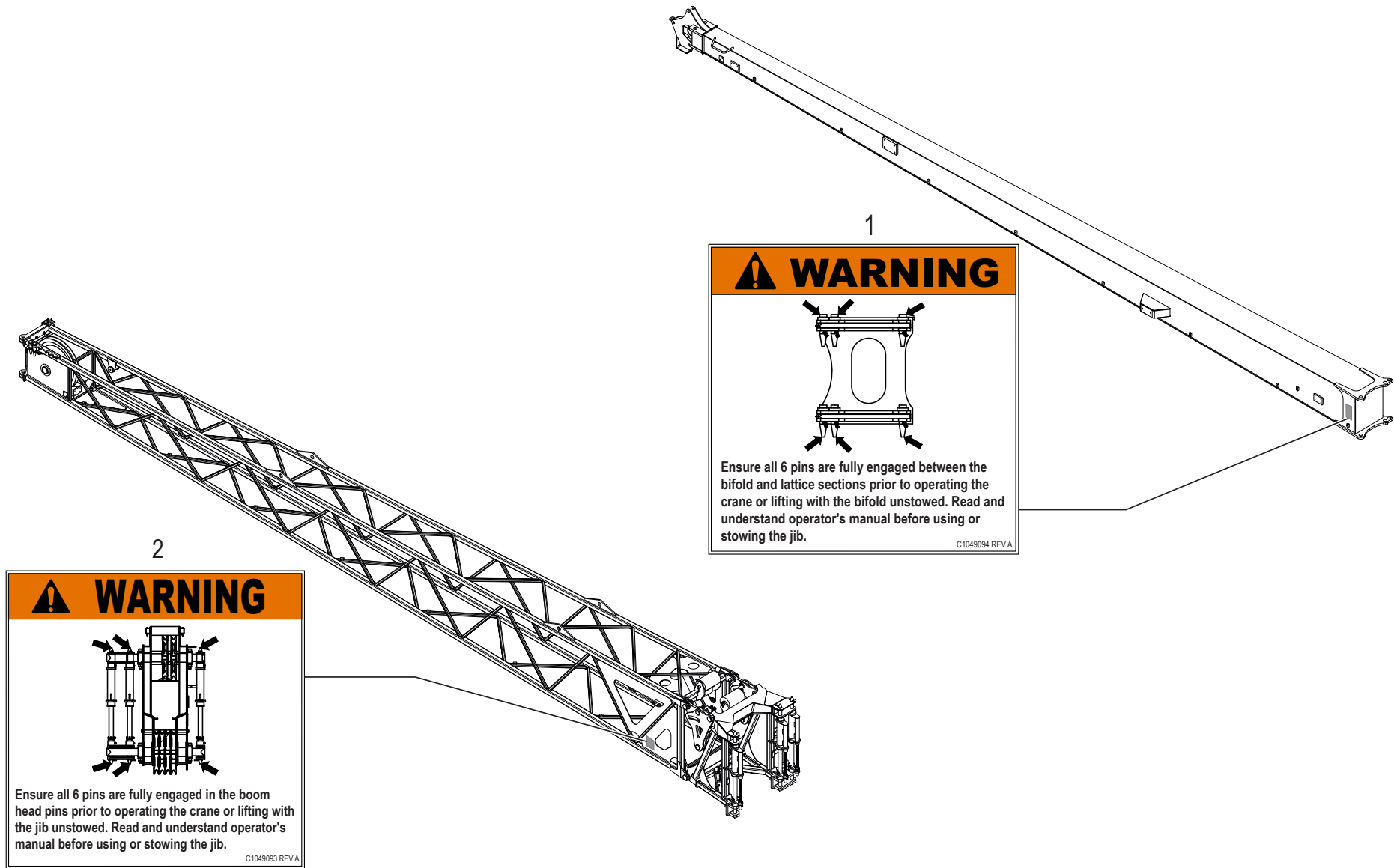
WHEN ORDERING PARTS, SPECIFY MODEL NUMBER, SERIAL NUMBER AND DESCRIPTION OF PARTS REQUIRED

## MAN BASKET DECAL KIT ENGLISH

ITEM	PART NUMBER	DESCRIPTION	QUANTITY	NOTES
	<b>C1053876</b>	<b>MAN BASKET DECAL KIT ENGLISH</b>		
1	1043679	DECAL, FALL PROTECTION	7	
2	1043701	DECAL, PLATFORM STOW AND UNSTOW OPERATION	1	Total 2 in MAN BASKET DECAL KIT ENGLISH
3	1043706	DECAL, PLATFORM CONTROLS	1	
4	1043675	DECAL, PLATFORM OPERATION	1	
5	1043677	DECAL, PLATFORM TIP-OVER	1	
6	1043676	DECAL, PLATFORM SAFETY	1	
7	1043646	DECAL, MAN BASKET WARNINGS	1	
8	1006833	DECAL, ALL SIGNS & CHARTS	1	
9	1043647	DECAL, INTENSIFIER WARNINGS	1	
10	C1047590	DECAL, PLATFORM CAPACITY	1	

\*ADDITIONAL DECAL IN SAME POSITION, OPPOSITE SIDE

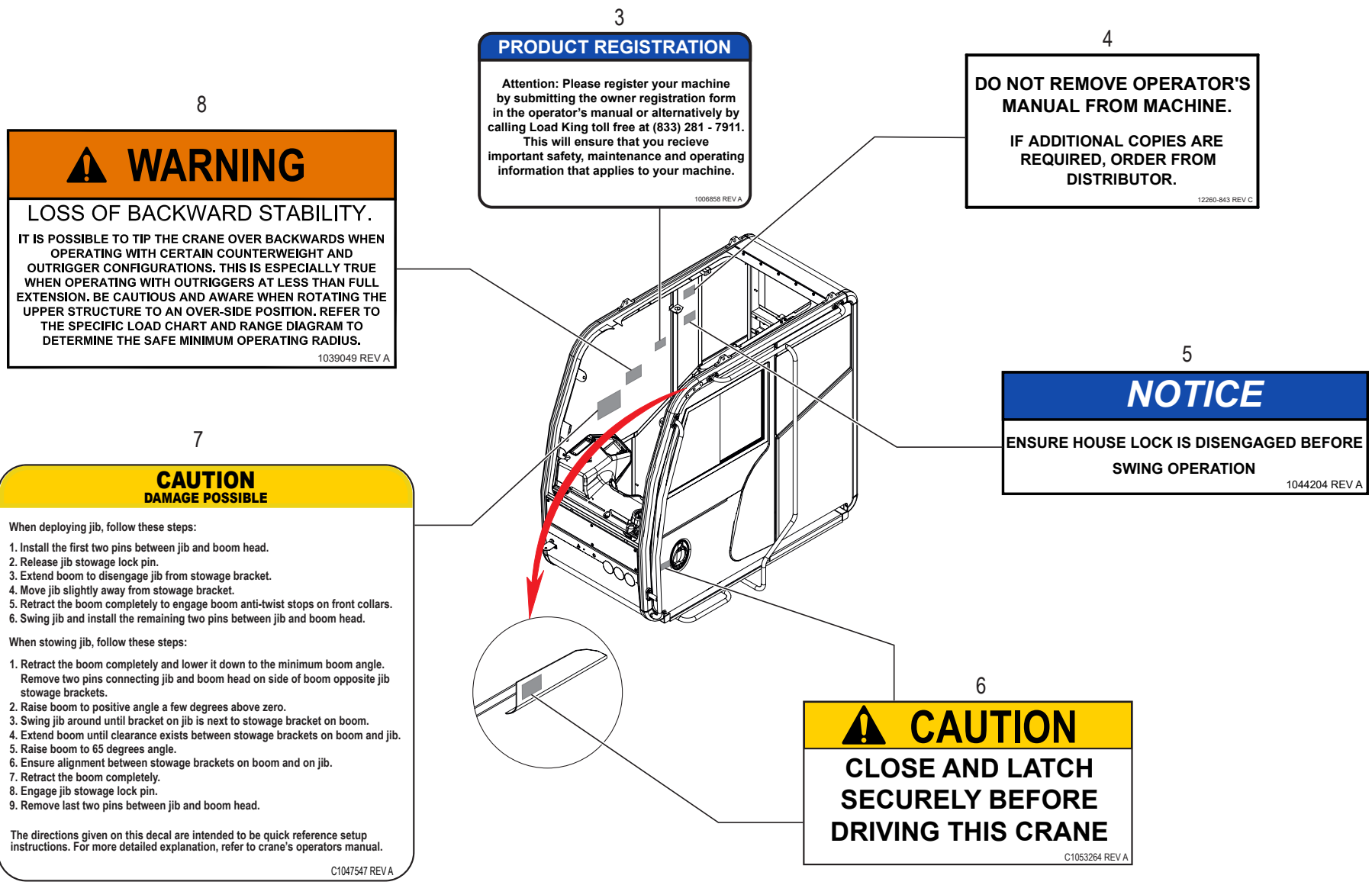
WHEN ORDERING PARTS, SPECIFY MODEL NUMBER, SERIAL NUMBER AND DESCRIPTION OF PARTS REQUIRED



WHEN ORDERING PARTS, SPECIFY MODEL NUMBER, SERIAL NUMBER AND DESCRIPTION OF PARTS REQUIRED

ITEM	PART NUMBER	DESCRIPTION	QUANTITY	NOTES
	<b>C1054162</b>	<b>80-160 STANDARD ENGLISH DECAL KIT</b>		
1	C1049094	DECAL, LATTICE-BIFOLD 6 PIN	1	
2	C1049093	DECAL, ADAPTER-BOOM HEAD 6 PIN	1	

WHEN ORDERING PARTS, SPECIFY MODEL NUMBER, SERIAL NUMBER AND DESCRIPTION OF PARTS REQUIRED



**8**

**⚠ WARNING**

**LOSS OF BACKWARD STABILITY.**

IT IS POSSIBLE TO TIP THE CRANE OVER BACKWARDS WHEN OPERATING WITH CERTAIN COUNTERWEIGHT AND OUTRIGGER CONFIGURATIONS. THIS IS ESPECIALLY TRUE WHEN OPERATING WITH OUTRIGGERS AT LESS THAN FULL EXTENSION. BE CAUTIOUS AND AWARE WHEN ROTATING THE UPPER STRUCTURE TO AN OVER-SIDE POSITION. REFER TO THE SPECIFIC LOAD CHART AND RANGE DIAGRAM TO DETERMINE THE SAFE MINIMUM OPERATING RADIUS.

1039049 REV A

**3**

**PRODUCT REGISTRATION**

Attention: Please register your machine by submitting the owner registration form in the operator's manual or alternatively by calling Load King toll free at (833) 281 - 7911. This will ensure that you receive important safety, maintenance and operating information that applies to your machine.

100658 REV A

**4**

**DO NOT REMOVE OPERATOR'S MANUAL FROM MACHINE.**

IF ADDITIONAL COPIES ARE REQUIRED, ORDER FROM DISTRIBUTOR.

12260-843 REV C

**7**

**CAUTION**  
**DAMAGE POSSIBLE**

When deploying jib, follow these steps:

1. Install the first two pins between jib and boom head.
2. Release jib stowage lock pin.
3. Extend boom to disengage jib from stowage bracket.
4. Move jib slightly away from stowage bracket.
5. Retract the boom completely to engage boom anti-twist stops on front collars.
6. Swing jib and install the remaining two pins between jib and boom head.

When stowing jib, follow these steps:

1. Retract the boom completely and lower it down to the minimum boom angle. Remove two pins connecting jib and boom head on side of boom opposite jib stowage brackets.
2. Raise boom to positive angle a few degrees above zero.
3. Swing jib around until bracket on jib is next to stowage bracket on boom.
4. Extend boom until clearance exists between stowage brackets on boom and jib.
5. Raise boom to 65 degrees angle.
6. Ensure alignment between stowage brackets on boom and on jib.
7. Retract the boom completely.
8. Engage jib stowage lock pin.
9. Remove last two pins between jib and boom head.

The directions given on this decal are intended to be quick reference setup instructions. For more detailed explanation, refer to crane's operators manual.

C1047547 REV A

**5**

**NOTICE**

**ENSURE HOUSE LOCK IS DISENGAGED BEFORE SWING OPERATION**

1044204 REV A

**6**

**⚠ CAUTION**

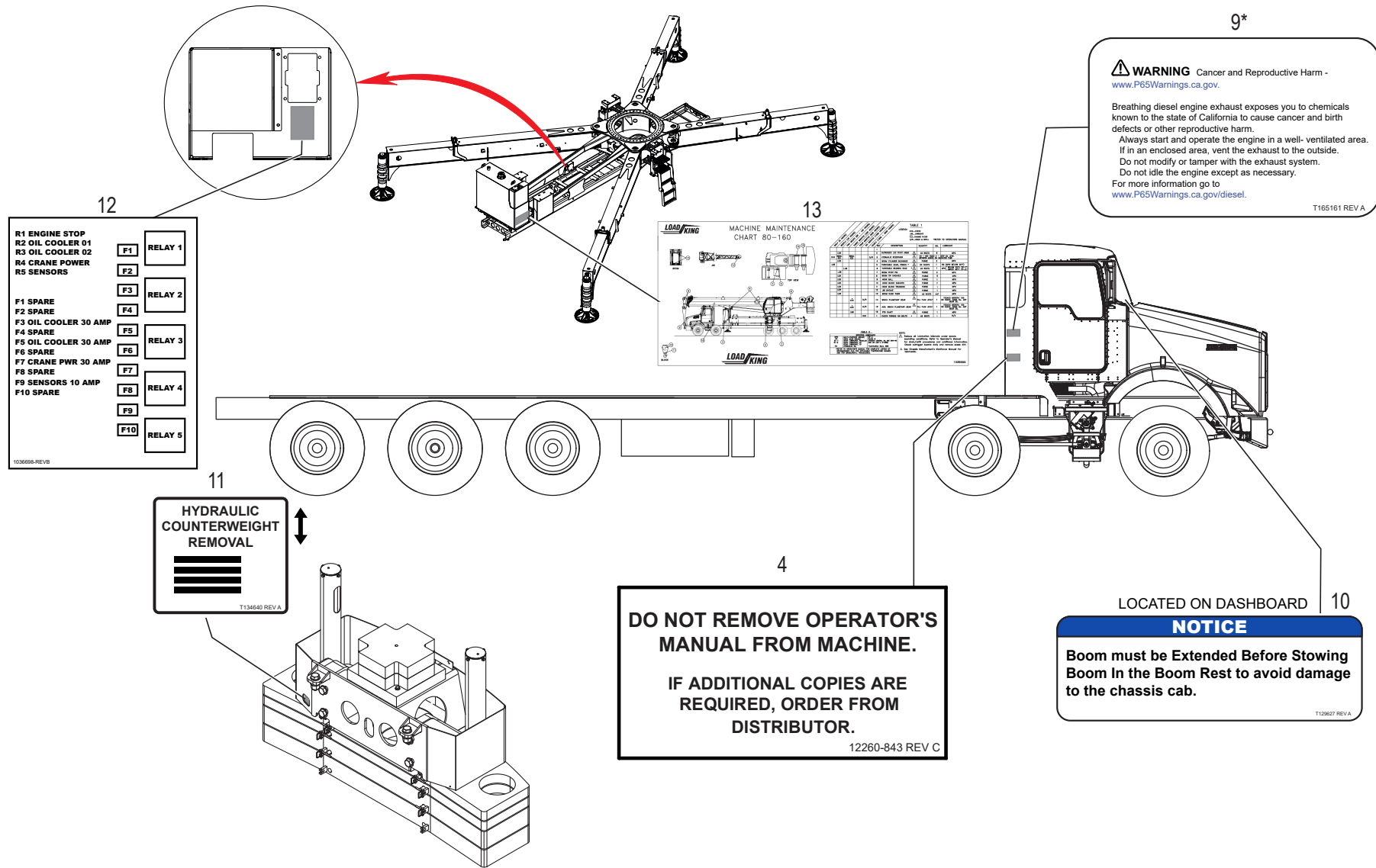
**CLOSE AND LATCH SECURELY BEFORE DRIVING THIS CRANE**

C1053264 REV A

WHEN ORDERING PARTS, SPECIFY MODEL NUMBER, SERIAL NUMBER AND DESCRIPTION OF PARTS REQUIRED

ITEM	PART NUMBER	DESCRIPTION	QUANTITY	NOTES
	<b>C1054162</b>	<b>80-160 STANDARD ENGLISH DECAL KIT</b>		
3	1006858	DECAL, PRODUCT REGISTRATION	1	
4	12260-843	DECAL, OPERATORS MANUAL	1	Total 2 in STANDARD ENGLISH DECAL KIT
5	1044204	HOUSE LOCK DISENGAGE DECAL	1	
6	C1053264	DECAL, WINDOW LATCH	2	
7	C1047547	BOOM DAMAGE DECAL	1	
8	1039049	DECAL, BACK STABILITY	1	

WHEN ORDERING PARTS, SPECIFY MODEL NUMBER, SERIAL NUMBER AND DESCRIPTION OF PARTS REQUIRED



WHEN ORDERING PARTS, SPECIFY MODEL NUMBER, SERIAL NUMBER AND DESCRIPTION OF PARTS REQUIRED

ITEM	PART NUMBER	DESCRIPTION	QUANTITY	NOTES
	<b>C1054162</b>	<b>80-160 STANDARD ENGLISH DECAL KIT</b>		
9	T165161	DECAL, PROP 65, WHITE	1	Total 2 in STANDARD ENGLISH DECAL KIT
10	T129627	DECAL, BOOM STOWING IN BOOM REST	1	
11	T134640	DECAL, HYD CTWT REMOVAL	1	
12	1036698	CROSSOVER RELAY/FUSE DECAL LOWER	1	
13	1039555	80-160 MAINTENANCE CHART	1	

\*ADDITIONAL DECAL IN SAME POSITION, OPPOSITE SIDE

WHEN ORDERING PARTS, SPECIFY MODEL NUMBER, SERIAL NUMBER AND DESCRIPTION OF PARTS REQUIRED

# NON - ILLUSTRATED PAGE

WHEN ORDERING PARTS, SPECIFY MODEL NUMBER, SERIAL NUMBER AND DESCRIPTION OF PARTS REQUIRED

---

## 80-160 SPECIFICATION

---

ITEM	PART NUMBER	DESCRIPTION	QUANTITY	NOTES
	<b>C1055117</b>	<b>80-160 SPECIFICATION</b>		
1	<b>C1055118</b>	80-160 ANSI DECAL KIT	1	SEE PAGE 34
2	<b>C1055119</b>	80-160 ISO DECAL KIT	1	SEE PAGE 58

---

WHEN ORDERING PARTS, SPECIFY MODEL NUMBER, SERIAL NUMBER AND DESCRIPTION OF PARTS REQUIRED

# NON - ILLUSTRATED PAGE

WHEN ORDERING PARTS, SPECIFY MODEL NUMBER, SERIAL NUMBER AND DESCRIPTION OF PARTS REQUIRED

---

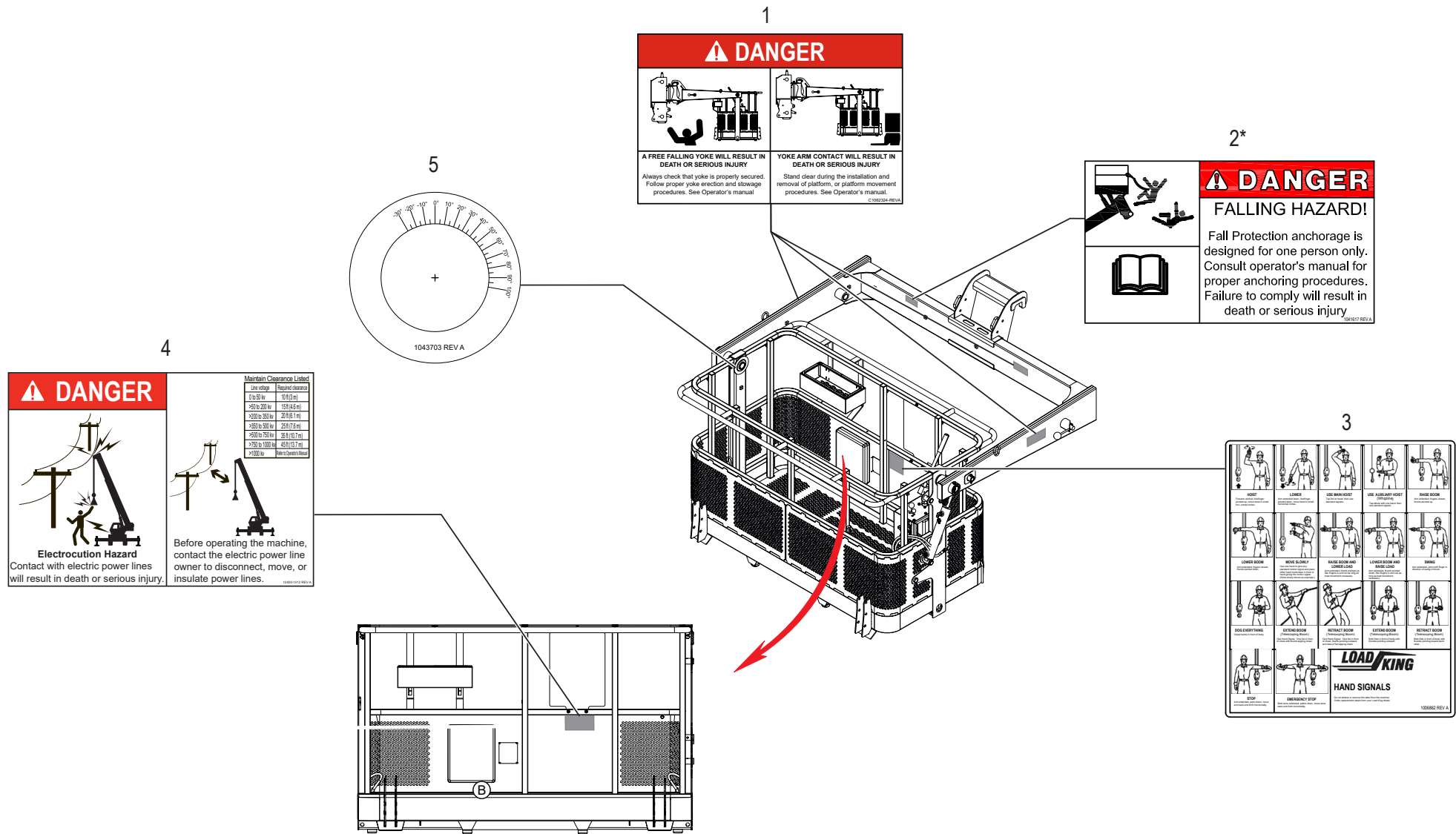
## 80-160 ANSI DECAL KIT

---

ITEM	PART NUMBER	DESCRIPTION	QUANTITY	NOTES
	<b>C1055118</b>	<b>80-160 ANSI DECAL KIT</b>		
1	<b>C1053913</b>	MAN BASKET DECAL KIT ANSI	1	SEE PAGE 36
2	<b>C1054170</b>	80-160 JIB ANSI DECAL KIT	1	SEE PAGE 38
3	<b>C1055120</b>	80-160 STANDARD ANSI DECAL KIT	1	SEE PAGE 40

---

WHEN ORDERING PARTS, SPECIFY MODEL NUMBER, SERIAL NUMBER AND DESCRIPTION OF PARTS REQUIRED



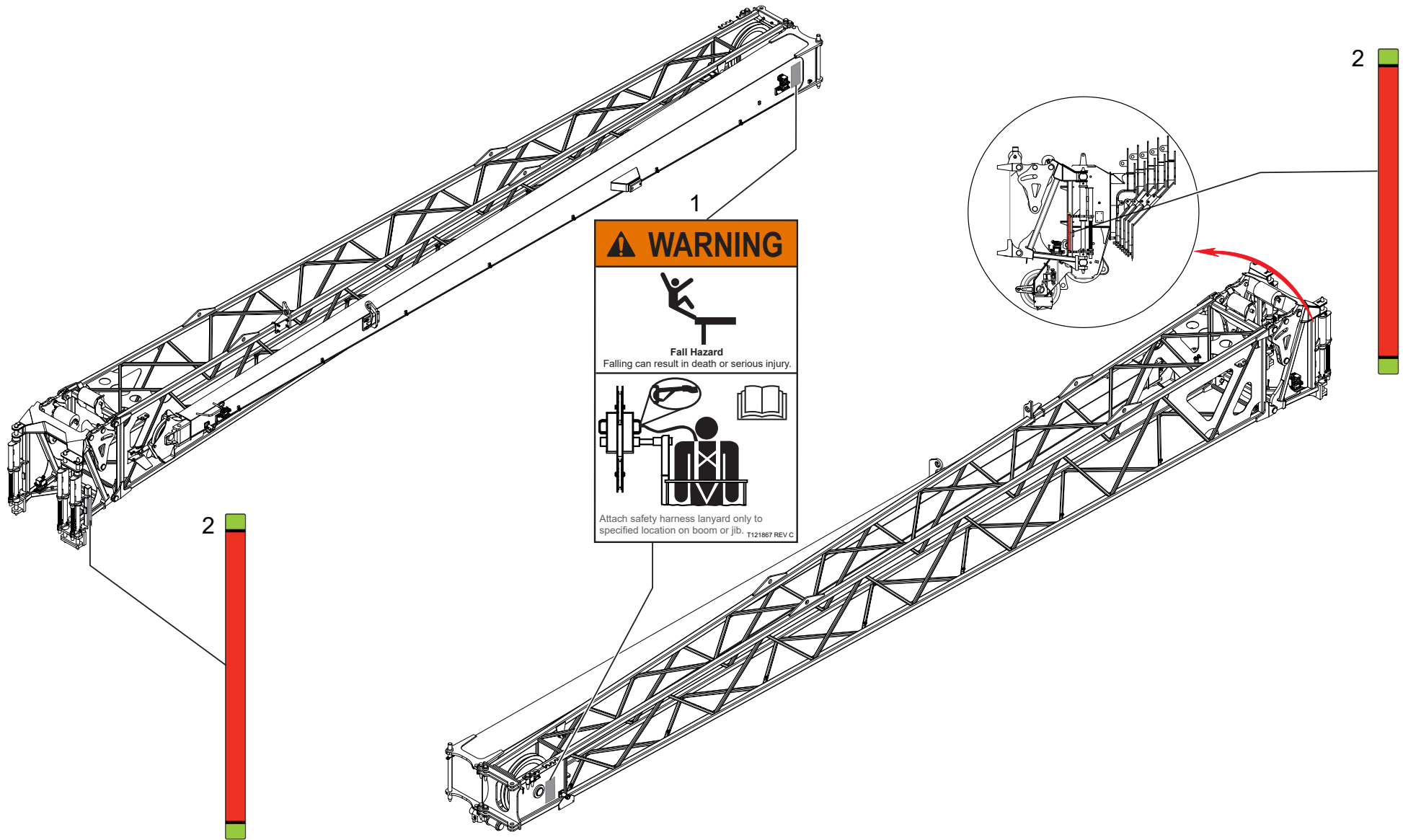
WHEN ORDERING PARTS, SPECIFY MODEL NUMBER, SERIAL NUMBER AND DESCRIPTION OF PARTS REQUIRED

## MAN BASKET DECAL KIT ANSI

ITEM	PART NUMBER	DESCRIPTION	QUANTITY	NOTES
	<b>C1053913</b>	<b>MAN BASKET DECAL KIT ANSI</b>		
1	C1062324	DECAL, PLATFORM CRUSHING	3	
2	1041617	DECAL, PLATFORM FALL HAZARD	1	Total 2 in MAN BASKET DECAL KIT ANSI
3	1006862	CRANE-HAND-SIGNALS-DECAL	1	
4	12400-1512	DECAL, ELECTROCUTION	1	
5	1043703	PLATFORM ANGLE INDICATOR	1	

\*ADDITIONAL DECAL IN SAME POSITION, OPPOSITE SIDE

WHEN ORDERING PARTS, SPECIFY MODEL NUMBER, SERIAL NUMBER AND DESCRIPTION OF PARTS REQUIRED



WHEN ORDERING PARTS, SPECIFY MODEL NUMBER, SERIAL NUMBER AND DESCRIPTION OF PARTS REQUIRED

## 80-160 JIB ANSI DECAL KIT

---

ITEM	PART NUMBER	DESCRIPTION	QUANTITY	NOTES
	<b>C1054170</b>	<b>80-160 JIB ANSI DECAL KIT</b>		
1	T121867	DECAL, LANYARD HOOK LOCATION	2	
2	C1047966	PUSH PULL PIN DECAL	2	Total 3 in JIB ANSI DECAL KIT

---

WHEN ORDERING PARTS, SPECIFY MODEL NUMBER, SERIAL NUMBER AND DESCRIPTION OF PARTS REQUIRED

# NON - ILLUSTRATED PAGE

WHEN ORDERING PARTS, SPECIFY MODEL NUMBER, SERIAL NUMBER AND DESCRIPTION OF PARTS REQUIRED

---

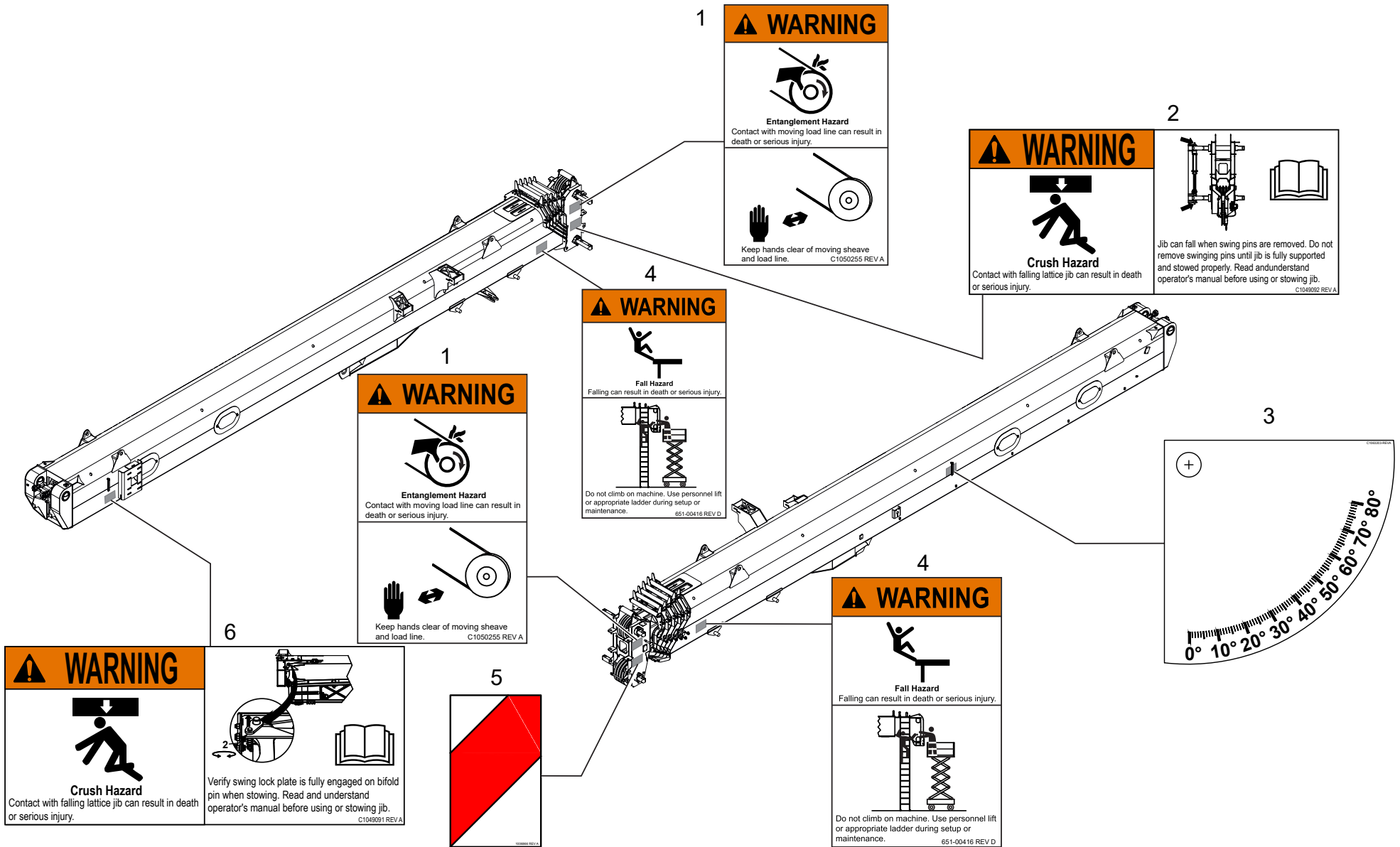
## 80-160 STANDARD ANSI DECAL KIT

---

ITEM	PART NUMBER	DESCRIPTION	QUANTITY	NOTES
	<b>C1055120</b>	<b>80-160 STANDARD ANSI DECAL KIT</b>		
1	<b>C1054178</b>	80-160 BOOM ANSI DECAL KIT	1	SEE PAGE 42
2	<b>C1054182</b>	80-160 CAB ANSI DECAL KIT	1	SEE PAGE 44
3	<b>C1055104</b>	80-160 SUPER & LOWER ANSI DECAL KIT	1	SEE PAGE 48

---

WHEN ORDERING PARTS, SPECIFY MODEL NUMBER, SERIAL NUMBER AND DESCRIPTION OF PARTS REQUIRED

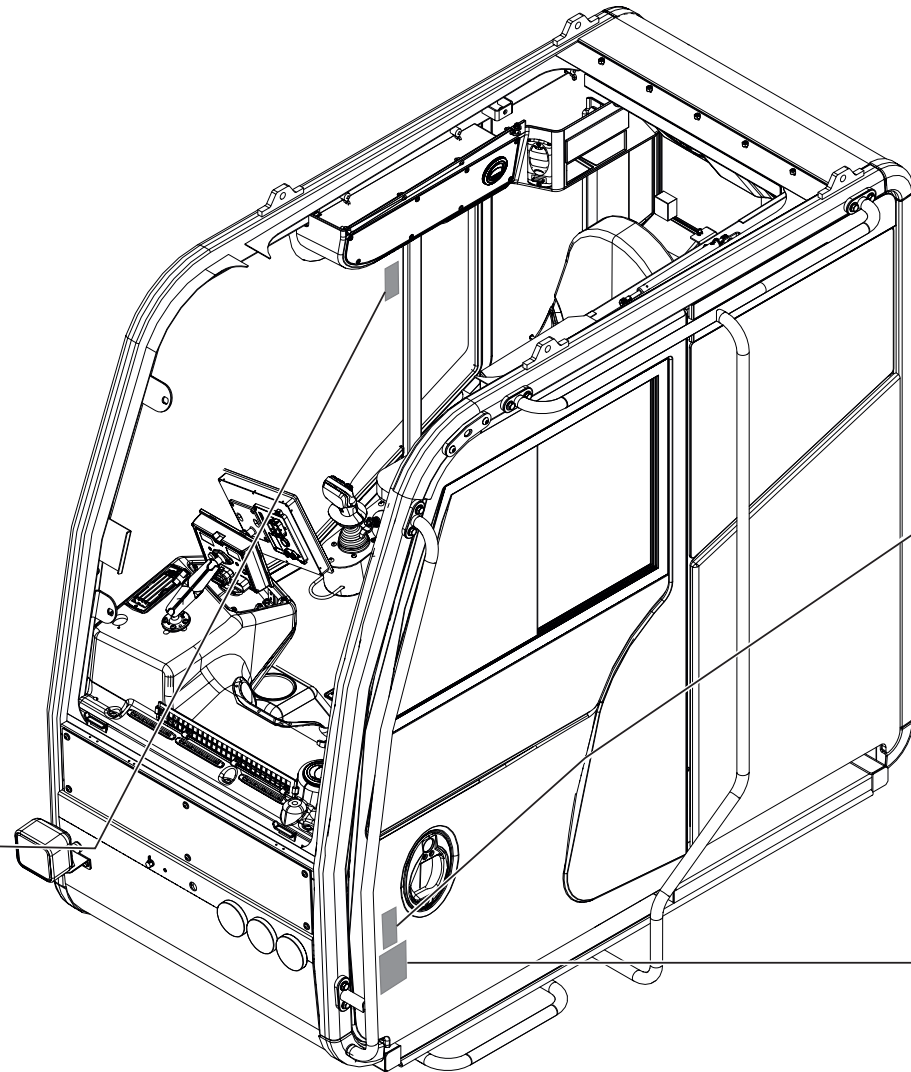


WHEN ORDERING PARTS, SPECIFY MODEL NUMBER, SERIAL NUMBER AND DESCRIPTION OF PARTS REQUIRED

## 80-160 BOOM ANSI DECAL KIT


ITEM	PART NUMBER	DESCRIPTION	QUANTITY	NOTES
	<b>C1054178</b>	<b>80-160 BOOM ANSI DECAL KIT</b>		
1	C1050255	ENTANGLEMENT HAZARD	2	
2	C1049092	DECAL, SWING PIN DROP	1	
3	C1063203	BOOM ANGLE DECAL	1	
4	651-00416	DECAL-SAFE ELEVATED ACCESS	2	
5	1006866	DECAL, BOOM HEAD STRIPE	1	
6	C1049091	DECAL, SWING PLATE	1	

WHEN ORDERING PARTS, SPECIFY MODEL NUMBER, SERIAL NUMBER AND DESCRIPTION OF PARTS REQUIRED




3

**WARNING**




**Riding Hazard**  
Riding on this machine can result in death or serious injury.



No riders.  
Stay out of upper structure cab during machine travel.

1006845 REV A


1




C1049748 REV A

2

**WARNING**



**Riding Hazard**  
Riding on this machine can result in death or serious injury.



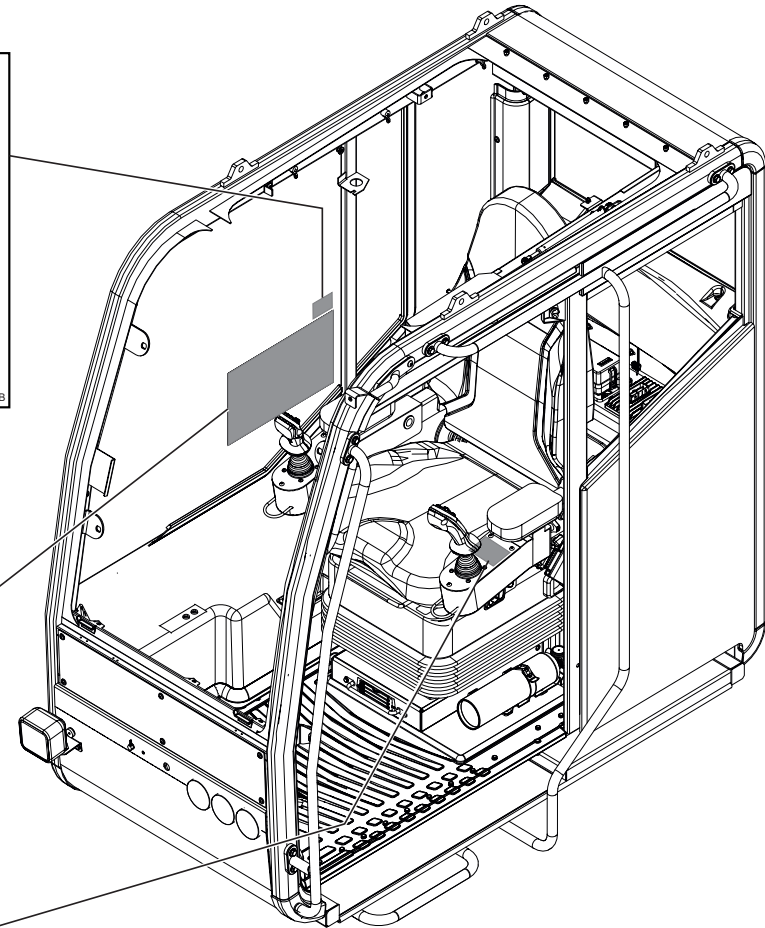
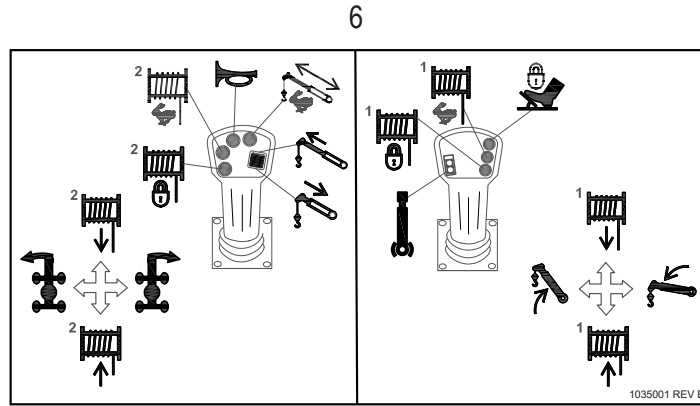
No riders.  
Stay out of upper structure cab during machine travel.

T140621 REV B

WHEN ORDERING PARTS, SPECIFY MODEL NUMBER, SERIAL NUMBER AND DESCRIPTION OF PARTS REQUIRED

ITEM	PART NUMBER	DESCRIPTION	QUANTITY	NOTES
	<b>C1055104</b>	<b>80-160 CAB ANSI DECAL KIT</b>		
1	C1049748	DECAL FIRE EXTINGUISHER	1	
2	T140621	DECAL, NO RIDE IN UPPER CAB	1	
3	1006845	NO RIDE IN UPPER CAB DECAL (CLEAR BACKGROUND)	1	

WHEN ORDERING PARTS, SPECIFY MODEL NUMBER, SERIAL NUMBER AND DESCRIPTION OF PARTS REQUIRED



5

<p><b>⚠ DANGER</b></p> <p><b>Electrocution Hazard</b> Contact with electric power lines will result in death or serious injury.</p>	<p><b>WARNING</b></p> <p>Before operating the machine, contact the electric power line owner to disconnect, move, or insulate power lines.</p>	<p><b>⚠ WARNING</b></p> <p>Improper operation or maintenance of this equipment can result in death or serious injury.</p>	<p><b>WARNING</b></p> <p>Read and understand operator's manual and all safety signs before using or maintaining machine. If you do not understand the information in the materials, consult your supervisor, the owner or the manufacturer.</p>
<p><b>⚠ WARNING</b></p> <p>Improper lifting of personnel can result in death or serious injury.</p>	<p><b>WARNING</b></p> <p>Use of this machine to hoist, lower, swing or otherwise handle personnel must only be done in compliance with OSHA 1926.1411 and ANSI B30.23</p>	<p><b>⚠ WARNING</b></p> <p><b>Fall/Crush Hazard</b> Two blocking the crane can result in death or serious injury. Do not allow hook block to contact the boom tip.</p>	<p><b>⚠ WARNING</b></p> <p>Check anti-two block system after installation of each line and at start of every work shift. Read and understand operator's manual.</p>

C105319 REV B

4

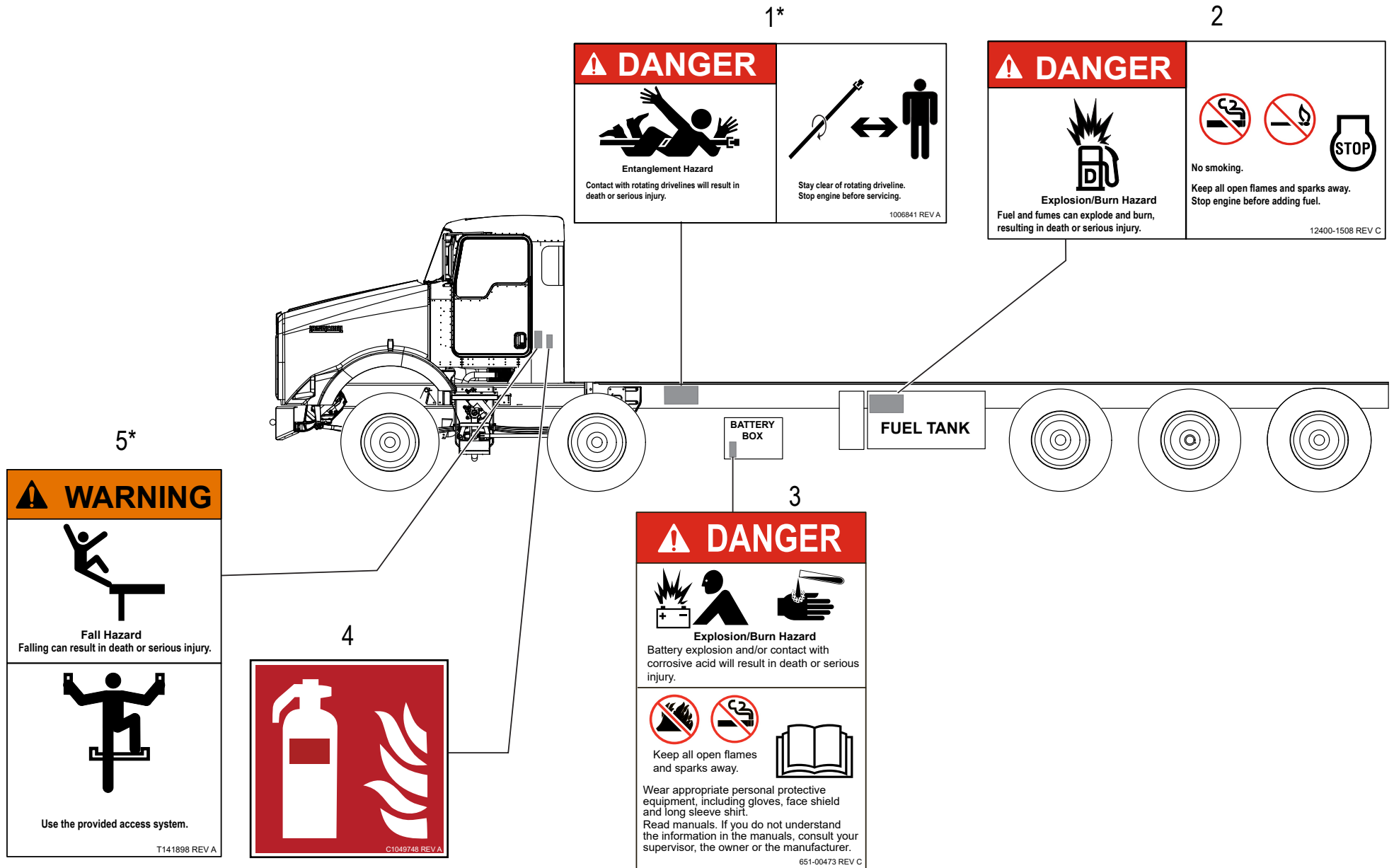
<p><b>⚠ WARNING</b></p> <p>Sudden or unwanted machine movement can result in death or serious injury.</p>	<p><b>WARNING</b></p> <p>Lift arm before entering or exiting cab.</p>
---	---

T144774 REV A

WHEN ORDERING PARTS, SPECIFY MODEL NUMBER, SERIAL NUMBER AND DESCRIPTION OF PARTS REQUIRED

ITEM	PART NUMBER	DESCRIPTION	QUANTITY	NOTES
	<b>C1055104</b>	<b>80-160 CAB ANSI DECAL KIT</b>		
4	T144774	DECAL, SEAT ARM	1	
5	C1053319	NO RIDE IN UPPER CAB DECAL (CLEAR BACKGROUND)	1	
6	1035001	DECAL, WINDOW	1	

WHEN ORDERING PARTS, SPECIFY MODEL NUMBER, SERIAL NUMBER AND DESCRIPTION OF PARTS REQUIRED

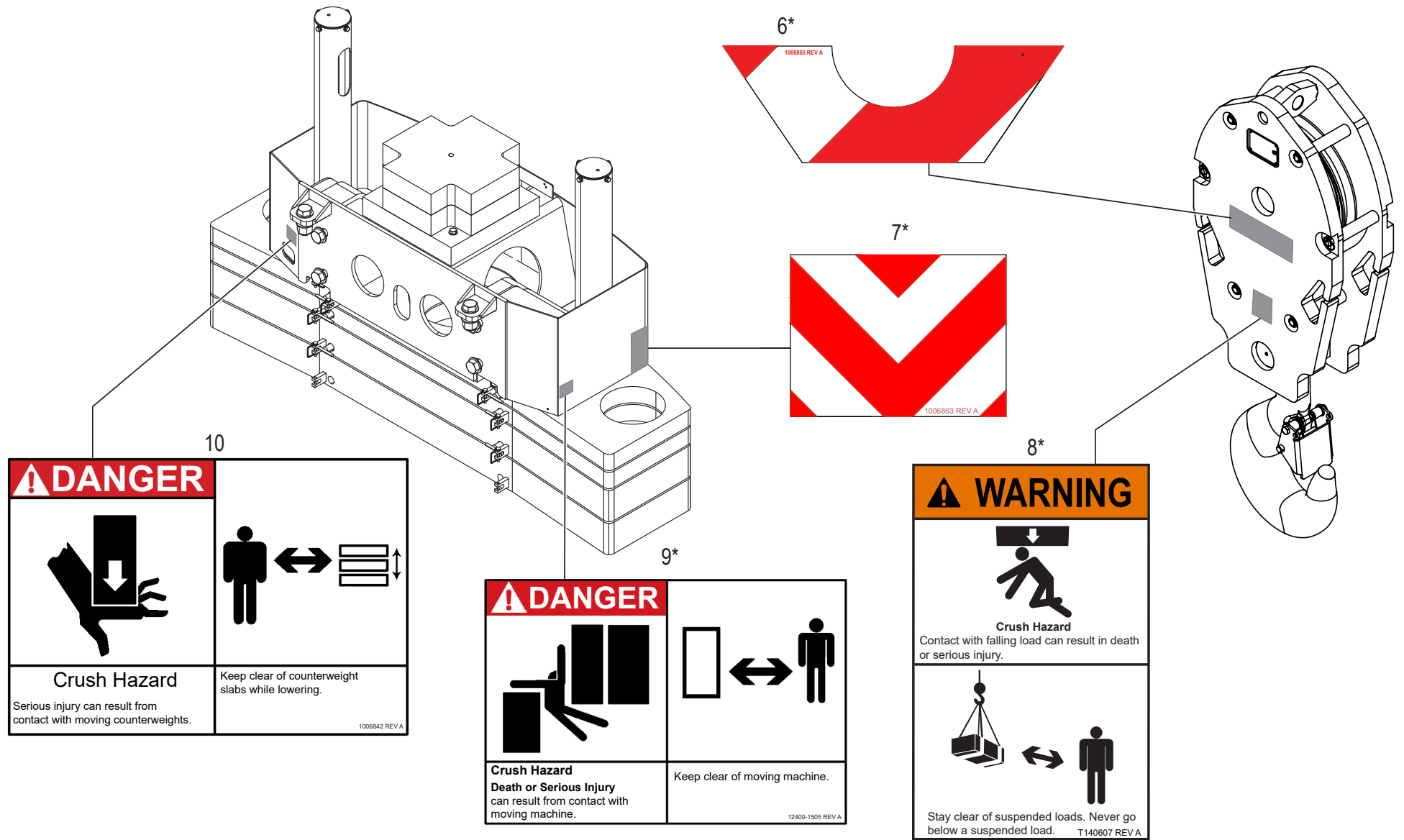


WHEN ORDERING PARTS, SPECIFY MODEL NUMBER, SERIAL NUMBER AND DESCRIPTION OF PARTS REQUIRED

ITEM	PART NUMBER	DESCRIPTION	QUANTITY	NOTES
	<b>C1055104</b>	<b>80-160 SUPER AND LOWER ANSI DECAL KIT</b>		
1	1006841	DECAL, ENTANGLEMENT	1	Total 2 in SUPER AND LOWER ANSI DECAL KIT
2	12400-1508	DECAL, DIESEL EXPLOSION/BURN	1	
3	651-00473	DECAL, BATTERY DANGER	1	
4	C1049748	DECAL FIRE EXTINGUISHER	1	
5	T141898	DECAL, FALL HAZARD	1	Total 2 in SUPER AND LOWER ANSI DECAL KIT

\*ADDITIONAL DECAL IN SAME POSITION, OPPOSITE SIDE

WHEN ORDERING PARTS, SPECIFY MODEL NUMBER, SERIAL NUMBER AND DESCRIPTION OF PARTS REQUIRED

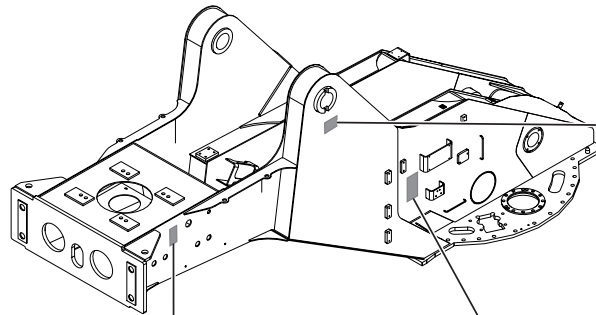


WHEN ORDERING PARTS, SPECIFY MODEL NUMBER, SERIAL NUMBER AND DESCRIPTION OF PARTS REQUIRED

ITEM	PART NUMBER	DESCRIPTION	QUANTITY	NOTES
	<b>C1055104</b>	<b>80-160 SUPER AND LOWER ANSI DECAL KIT</b>		
6	1006865	HOOK BLOCK DECAL	1	Total 2 in SUPER AND LOWER ANSI DECAL KIT
7	1006863	DECAL, STRIPE	1	Total 2 in SUPER AND LOWER ANSI DECAL KIT
8	T140607	DECAL, CRUSH HAZARD, STAY CLEAR LOAD	1	Total 2 in SUPER AND LOWER ANSI DECAL KIT
9	12400-1505	DECAL, TAILSWING	1	Total 2 in SUPER AND LOWER ANSI DECAL KIT
10	1006842	DECAL- CTWT CRUSHING	1	

\*ADDITIONAL DECAL IN SAME POSITION, OPPOSITE SIDE

WHEN ORDERING PARTS, SPECIFY MODEL NUMBER, SERIAL NUMBER AND DESCRIPTION OF PARTS REQUIRED



11

<p><b>⚠ WARNING</b></p>	
<p><b>Crush Hazard</b> Contact with moving boom or turret can result in death or serious injury.</p>	<p>Stay clear of moving boom and turret.</p>

16\*

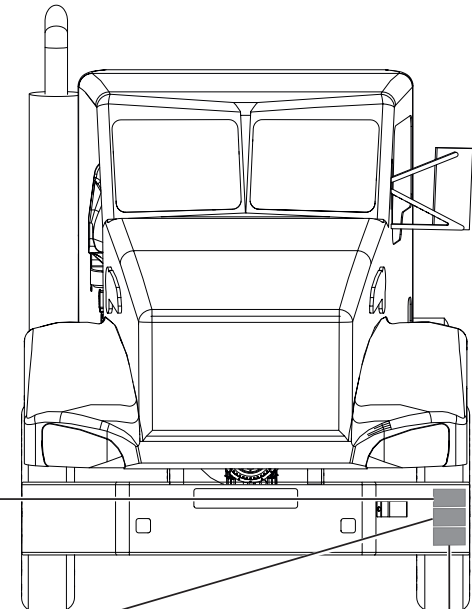
<p><b>⚠ WARNING</b></p> <p><b>Entanglement Hazard</b> Contact with moving load line can result in death or serious injury.</p>
<p>Keep hands clear of moving winch/load line.</p>

15

<p><b>⚠ WARNING</b></p> <p><b>Injection Hazard</b> Fluid escaping under pressure can penetrate skin and result in death or serious injury.</p>
<p>Relieve pressure before disconnecting hydraulic lines. Stay clear of leaks and pin holes. Use a piece of cardboard or wood to search for leaks. Do not use hand. Fluid injected into skin must be surgically removed within a few hours by a doctor familiar with this type of injury, or gangrene will result.</p>

12

<p><b>⚠ DANGER</b></p>	
<p><b>Electrocution Hazard</b> Contact with electric power lines will result in death or serious injury.</p>	<p>Stay clear of machine.</p>



14

<p><b>⚠ WARNING</b></p> <p><b>Crush Hazard</b> Contact with falling load can result in death or serious injury.</p>	<p>Stay clear of suspended loads. Never go below a suspended load.</p>
---	--

13

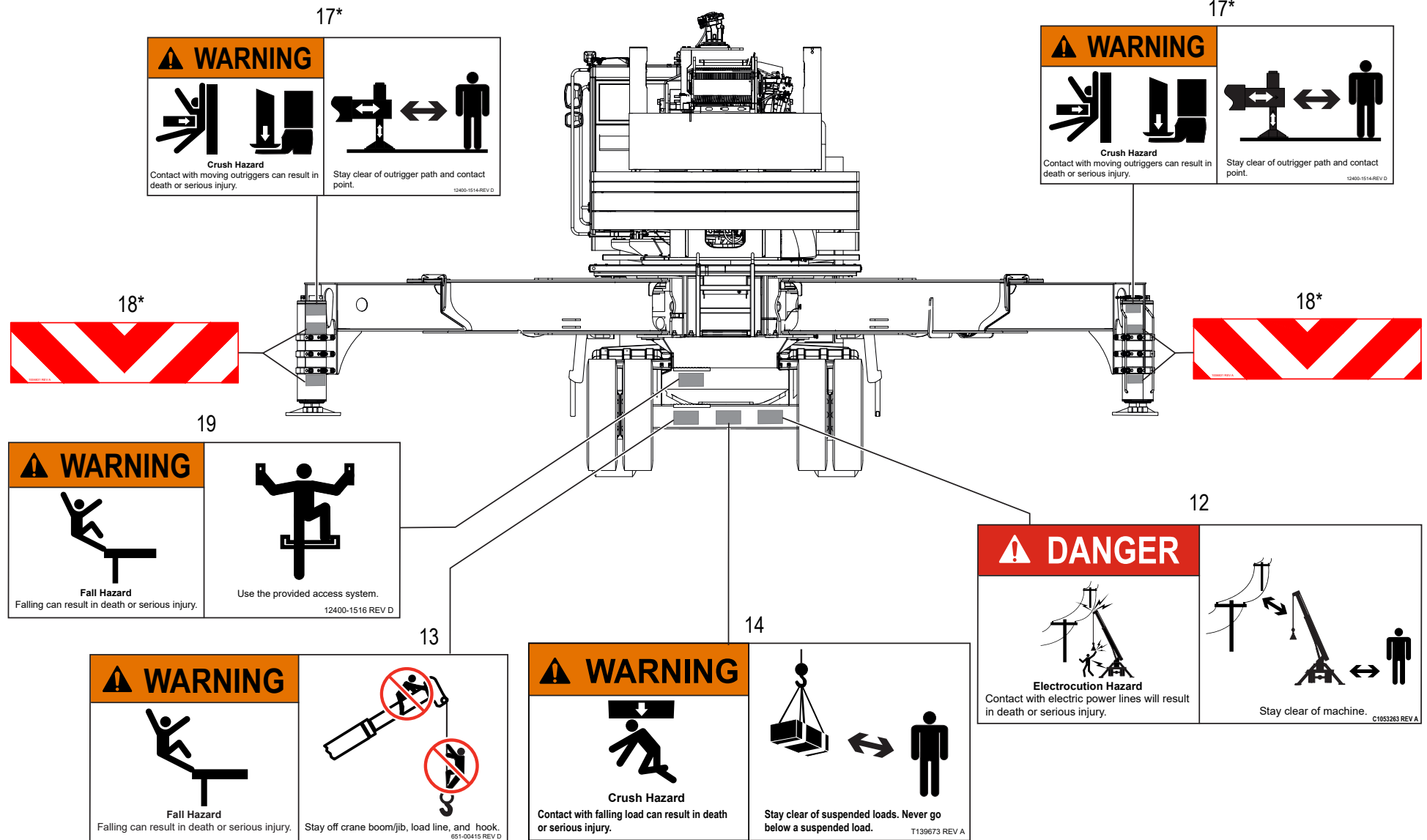
<p><b>⚠ WARNING</b></p>	
<p><b>Fall Hazard</b> Falling can result in death or serious injury.</p>	<p>Stay off crane boom/jib, load line, and hook.</p>

WHEN ORDERING PARTS, SPECIFY MODEL NUMBER, SERIAL NUMBER AND DESCRIPTION OF PARTS REQUIRED

ITEM	PART NUMBER	DESCRIPTION	QUANTITY	NOTES
	<b>C1055104</b>	<b>80-160 SUPER AND LOWER ANSI DECAL KIT</b>		
11	651-00425	DECAL-BM/TURRET CRUSH HAZARD	1	
12	C1053263	DECAL, ELECTROCUTION HAZ PERSON	1	Total 2 in SUPER AND LOWER ANSI DECAL KIT
13	651-00415	NO RIDE BOOM/JIB/LOAD	1	Total 4 in SUPER AND LOWER ANSI DECAL KIT
14	T139673	DECAL, CRUSH HAZARD, STAY CLEAR LOAD (HORZ)	1	Total 4 in SUPER AND LOWER ANSI DECAL KIT
15	12400-1503	DECAL, SKIN INJECTION HAZARD	1	
16	651-00424	LOADLINE CRUSH HAZARD WINCH	1	Total 2 in SUPER AND LOWER ANSI DECAL KIT

\*ADDITIONAL DECAL IN SAME POSITION, OPPOSITE SIDE

WHEN ORDERING PARTS, SPECIFY MODEL NUMBER, SERIAL NUMBER AND DESCRIPTION OF PARTS REQUIRED

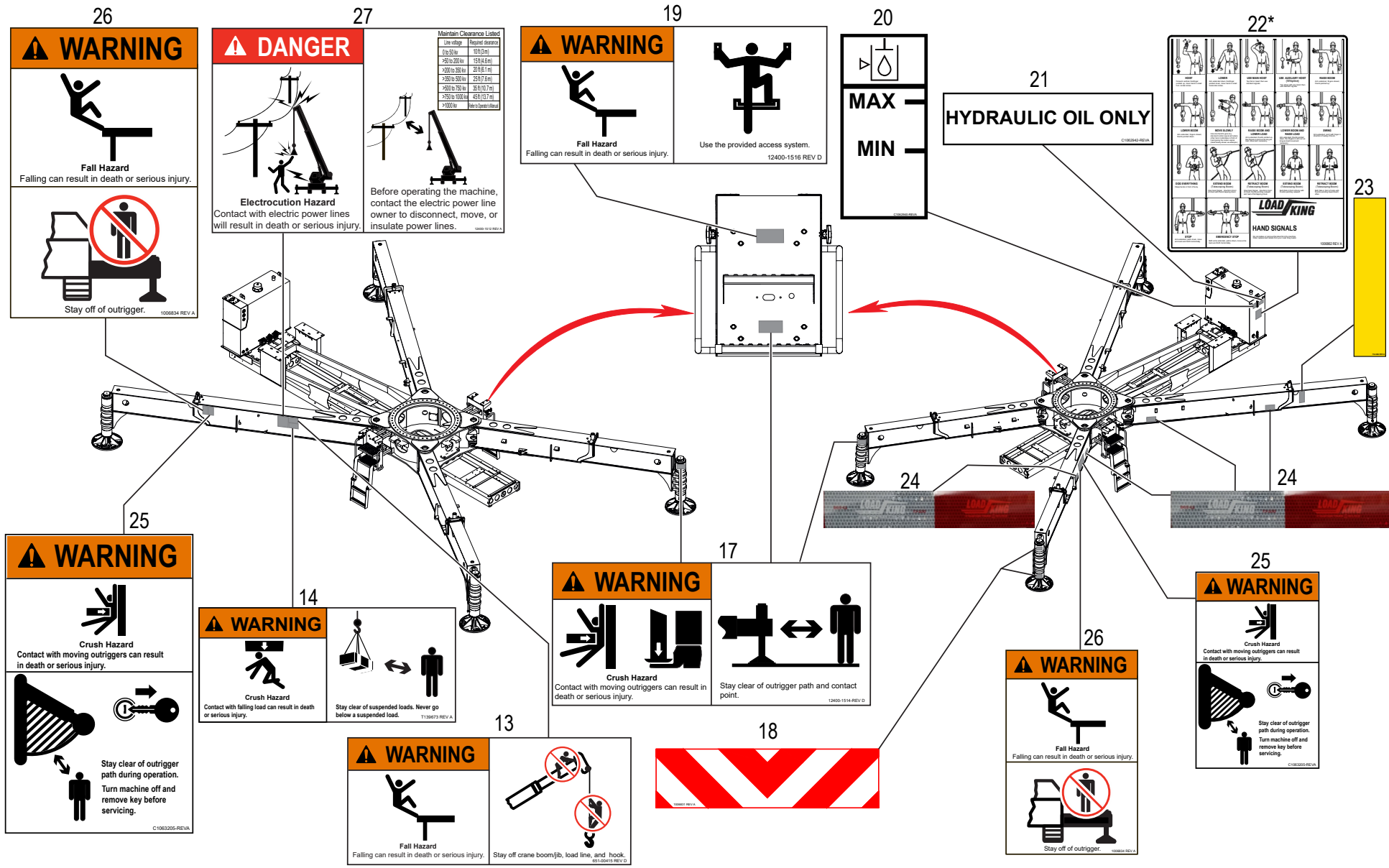


WHEN ORDERING PARTS, SPECIFY MODEL NUMBER, SERIAL NUMBER AND DESCRIPTION OF PARTS REQUIRED

ITEM	PART NUMBER	DESCRIPTION	QUANTITY	NOTES
	<b>C1055104</b>	<b>80-160 SUPER AND LOWER ANSI DECAL KIT</b>		
17	12400-1514	DECAL, O/R CRUSH HAZARD	2	Total 6 in SUPER AND LOWER ANSI DECAL KIT
18	1006831	JACK CYLINDER STRIPE	4	Total 8 in SUPER AND LOWER ANSI DECAL KIT
19	12400-1516	DECAL, FALL HAZARD (HORZ)	1	Total 4 in SUPER AND LOWER ANSI DECAL KIT

\*ADDITIONAL DECAL IN SAME POSITION, OPPOSITE SIDE

WHEN ORDERING PARTS, SPECIFY MODEL NUMBER, SERIAL NUMBER AND DESCRIPTION OF PARTS REQUIRED



WHEN ORDERING PARTS, SPECIFY MODEL NUMBER, SERIAL NUMBER AND DESCRIPTION OF PARTS REQUIRED

ITEM	PART NUMBER	DESCRIPTION	QUANTITY	NOTES
	<b>C1055104</b>	<b>80-160 SUPER AND LOWER ANSI DECAL KIT</b>		
20	C1062940	DECAL HYDRAULIC OIL LEVEL	1	
21	C1062942	DECAL HYDRAULIC OIL ONLY	1	
22	1006862	CRANE HAND SIGNALS	1	Total 2 in SUPER AND LOWER ANSI DECAL KIT
23	714-0494	STRIPE, YELLOW	1	Total 4 in SUPER AND LOWER ANSI DECAL KIT
24	C1053326	LOAD KING LOGO REFLECTIVE TAPE	4	Total 8 in SUPER AND LOWER ANSI DECAL KIT
25	C1063205	DECAL, OUTRIGGER CRUSH-SWING	2	Total 4 in SUPER AND LOWER ANSI DECAL KIT
26	1006834	DECAL , FALL HAZARD OUTRIGGER BEAM	2	Total 4 in SUPER AND LOWER ANSI DECAL KIT
27	12400-1512	DECAL, ELECTROCUTION	1	Total 2 in SUPER AND LOWER ANSI DECAL KIT

\*ADDITIONAL DECAL IN SAME POSITION, OPPOSITE SIDE

WHEN ORDERING PARTS, SPECIFY MODEL NUMBER, SERIAL NUMBER AND DESCRIPTION OF PARTS REQUIRED

# NON - ILLUSTRATED PAGE

WHEN ORDERING PARTS, SPECIFY MODEL NUMBER, SERIAL NUMBER AND DESCRIPTION OF PARTS REQUIRED

---

## 80-160 ISO DECAL KIT

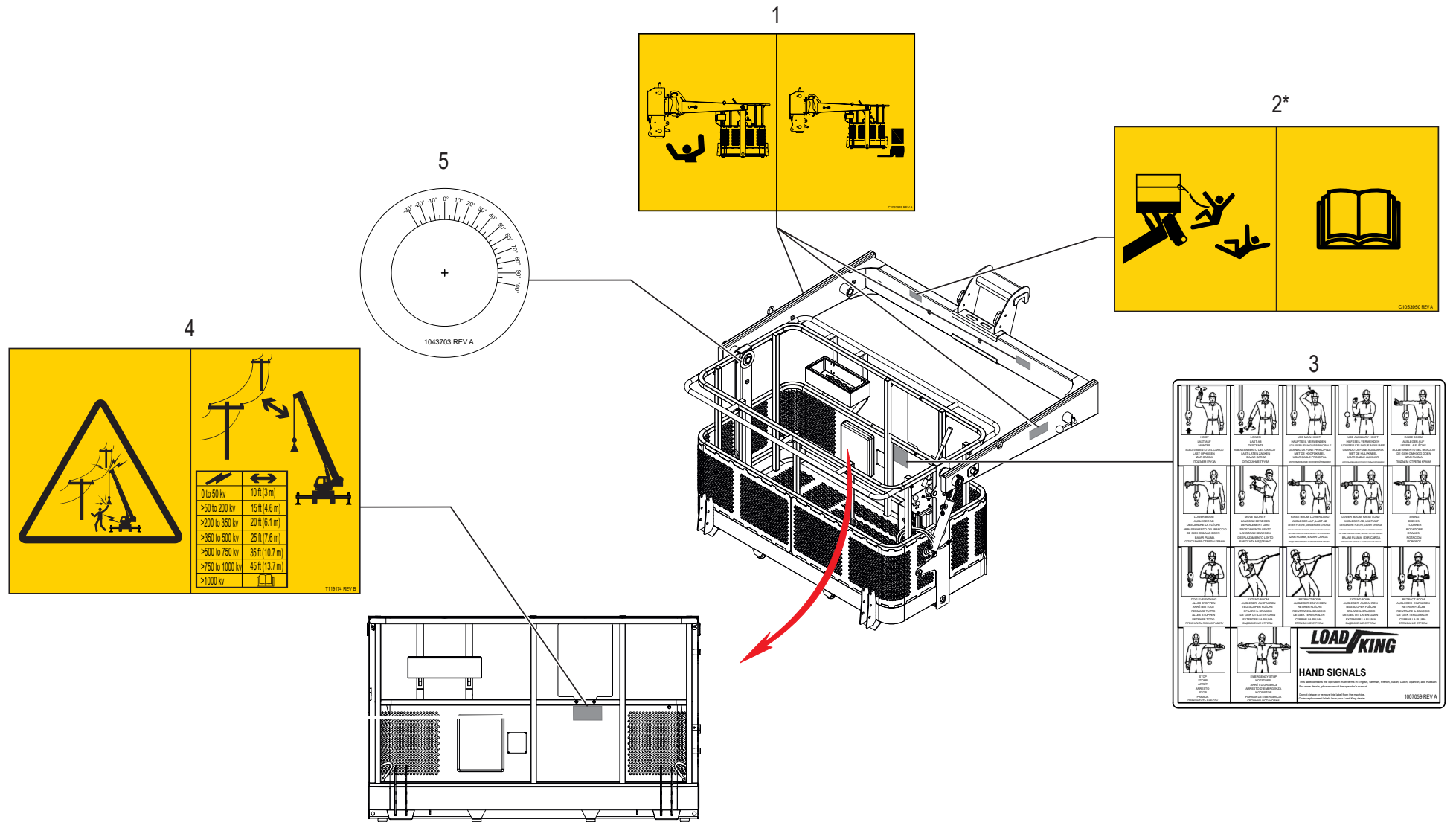
---

ITEM	PART NUMBER	DESCRIPTION	QUANTITY	NOTES
	<b>C1055119</b>	<b>80-160 ISO DECAL KIT</b>		
1	<b>C1053947</b>	MAN BASKET ISO DECAL KIT	1	SEE PAGE 60
2	<b>C1054171</b>	80-160 JIB ISO DECAL KIT	1	SEE PAGE 62
3	<b>C1055121</b>	80-160 STANDARD ISO DECAL KIT	1	SEE PAGE 64

---

WHEN ORDERING PARTS, SPECIFY MODEL NUMBER, SERIAL NUMBER AND DESCRIPTION OF PARTS REQUIRED

# MAN BASKET ISO DECAL KIT



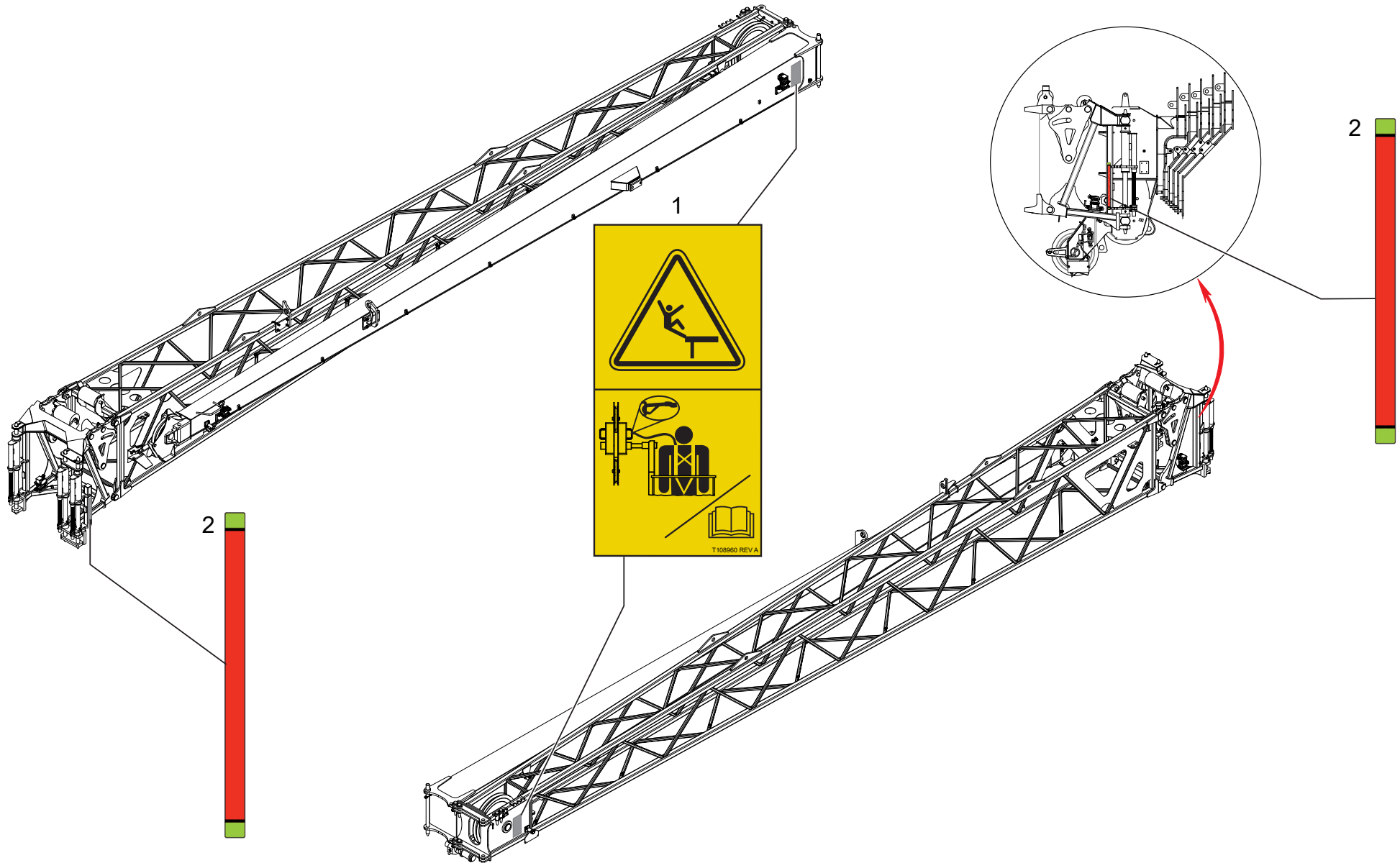
WHEN ORDERING PARTS, SPECIFY MODEL NUMBER, SERIAL NUMBER AND DESCRIPTION OF PARTS REQUIRED

## MAN BASKET ISO DECAL KIT

ITEM	PART NUMBER	DESCRIPTION	QUANTITY	NOTES
	<b>C1053947</b>	<b>MAN BASKET ISO DECAL KIT</b>		
1	C1053949	DECAL, PLATFORM CRUSHING	3	
2	C1053950	DECAL, PLATFORM FALL HAZARD	1	Total 2 in MAN BASKET ISO DECAL KIT
3	1007059	CRANE-HAND-SIGNALS-DECAL	1	
4	T119174	DECAL, ELECTROCUTION	1	
5	1043703	PLATFORM ANGLE INDICATOR	1	

\*ADDITIONAL DECAL IN SAME POSITION, OPPOSITE SIDE

WHEN ORDERING PARTS, SPECIFY MODEL NUMBER, SERIAL NUMBER AND DESCRIPTION OF PARTS REQUIRED



WHEN ORDERING PARTS, SPECIFY MODEL NUMBER, SERIAL NUMBER AND DESCRIPTION OF PARTS REQUIRED

## 80-160 JIB ISO DECAL KIT

---

ITEM	PART NUMBER	DESCRIPTION	QUANTITY	NOTES
	<b>C1054171</b>	<b>80-160 JIB ISO DECAL KIT</b>		
1	T108960	DECAL, LANYARD HOOK LOCATION - (INTERNATIONAL DECAL)	2	
2	C1047966	PUSH PULL PIN DECAL	2	Total 3 in JIB ANSI DECAL KIT

---

WHEN ORDERING PARTS, SPECIFY MODEL NUMBER, SERIAL NUMBER AND DESCRIPTION OF PARTS REQUIRED

# NON - ILLUSTRATED PAGE

WHEN ORDERING PARTS, SPECIFY MODEL NUMBER, SERIAL NUMBER AND DESCRIPTION OF PARTS REQUIRED

---

## 80-160 STANDARD ISO DECAL KIT

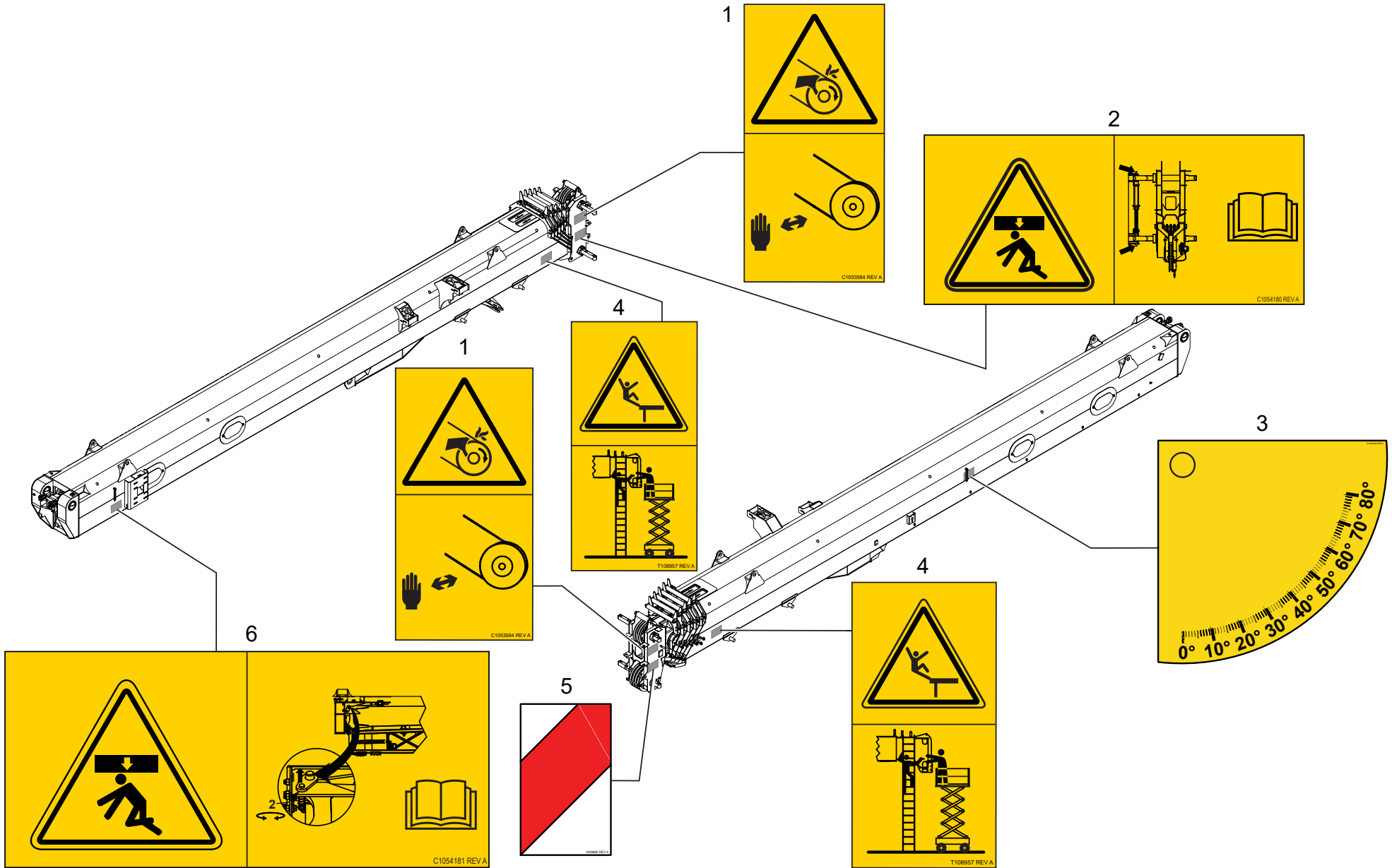
---

ITEM	PART NUMBER	DESCRIPTION	QUANTITY	NOTES
	<b>C1055121</b>	<b>80-160 STANDARD ISO DECAL KIT</b>		
1	<b>C1054179</b>	80-160 BOOM ISO DECAL KIT	1	SEE PAGE 66
2	<b>C1055103</b>	80-160 CAB ISO DECAL KIT	1	SEE PAGE 68
3	<b>C1055107</b>	80-160 SUPER AND LOWER ISO DECAL KIT	1	SEE PAGE 72

---

WHEN ORDERING PARTS, SPECIFY MODEL NUMBER, SERIAL NUMBER AND DESCRIPTION OF PARTS REQUIRED

# 80-160 BOOM ISO DECAL KIT

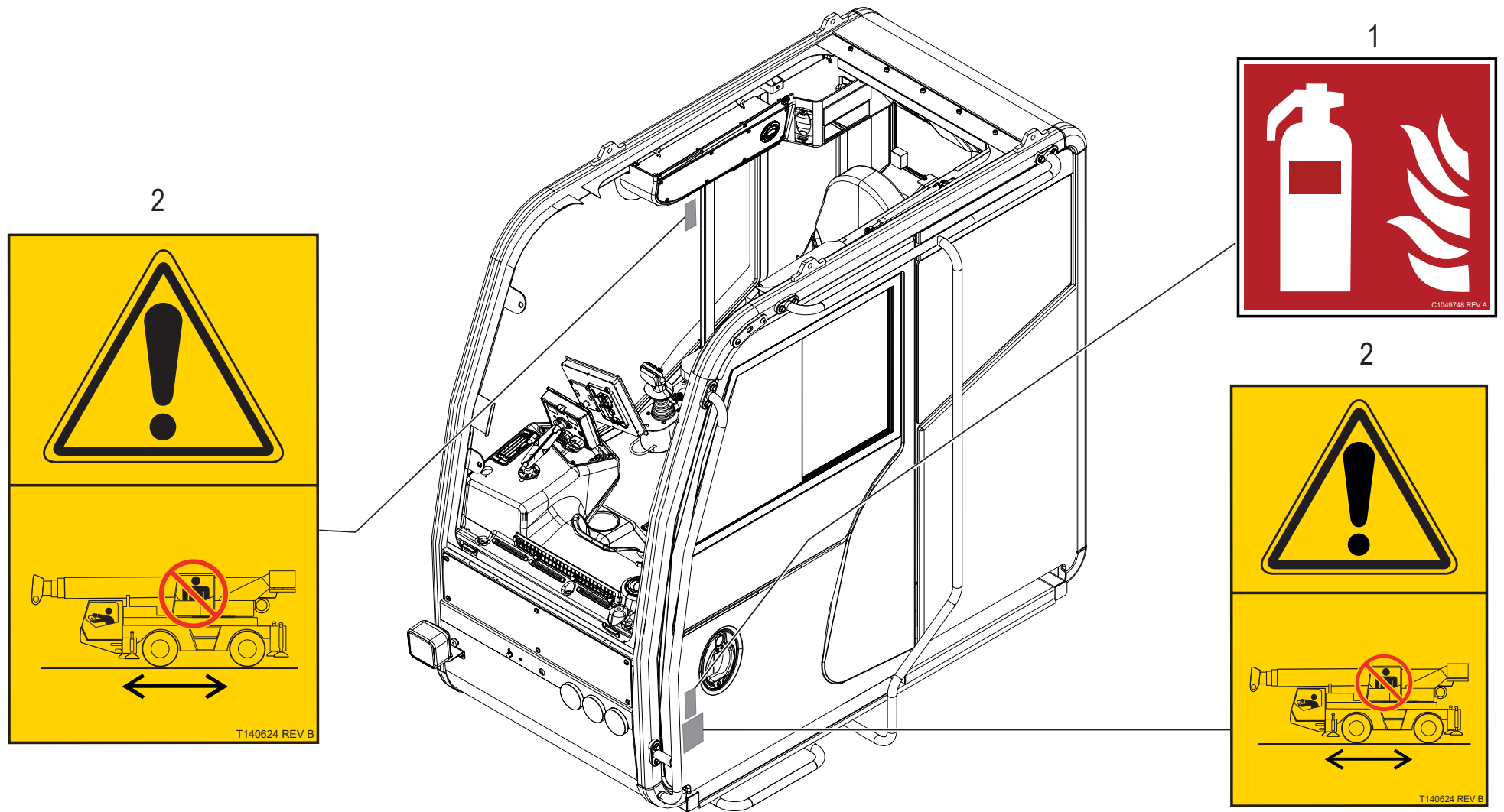


WHEN ORDERING PARTS, SPECIFY MODEL NUMBER, SERIAL NUMBER AND DESCRIPTION OF PARTS REQUIRED

## 80-160 BOOM ISO DECAL KIT

ITEM	PART NUMBER	DESCRIPTION	QUANTITY	NOTES
	<b>C1054179</b>	<b>80-160 BOOM ISO DECAL KIT</b>		
1	C1053584	ENTANGLEMENT HAZARD	2	
2	C1054180	DECAL, SWING PIN DROP - (INTERNATIONAL DECAL)	1	
3	C1063204	BOOM ANGLE DECAL	1	
4	T108957	DECAL-SAFE ELEVATED ACCESS	2	
5	1006866	DECAL, BOOM HEAD STRIPE	1	
6	C1054181	DECAL, SWING PLATE - (INTERNATIONAL DECAL)	1	

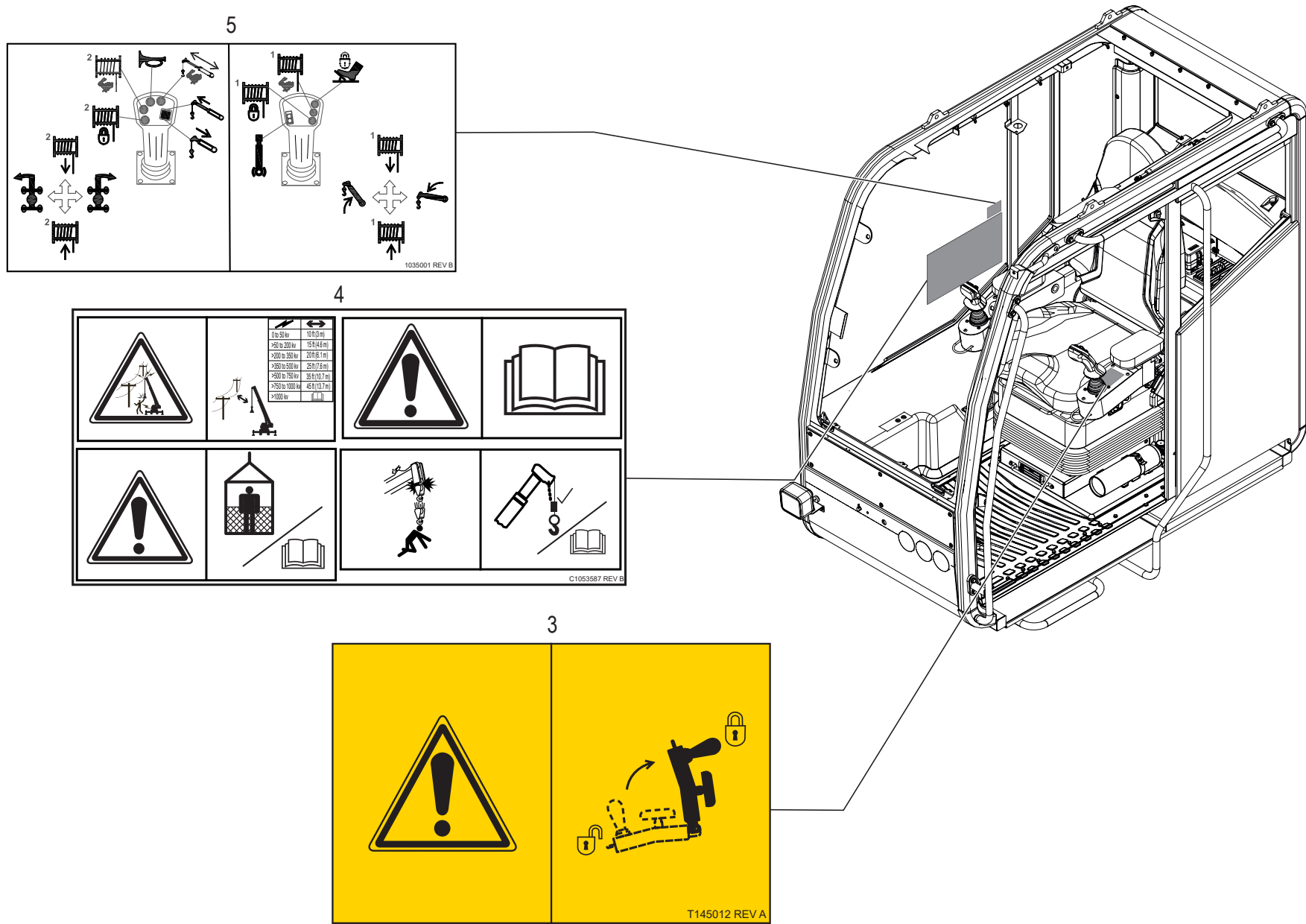
WHEN ORDERING PARTS, SPECIFY MODEL NUMBER, SERIAL NUMBER AND DESCRIPTION OF PARTS REQUIRED



WHEN ORDERING PARTS, SPECIFY MODEL NUMBER, SERIAL NUMBER AND DESCRIPTION OF PARTS REQUIRED

ITEM	PART NUMBER	DESCRIPTION	QUANTITY	NOTES
	<b>C1055103</b>	<b>80-160 CAB ISO DECAL KIT</b>		
1	C1049748	DECAL FIRE EXTINGUISHER	1	
2	T140621	DECAL, NO RIDE IN UPPER CAB	1	
3	1006845	NO RIDE IN UPPER CAB DECAL (CLEAR BACKGROUND)	1	

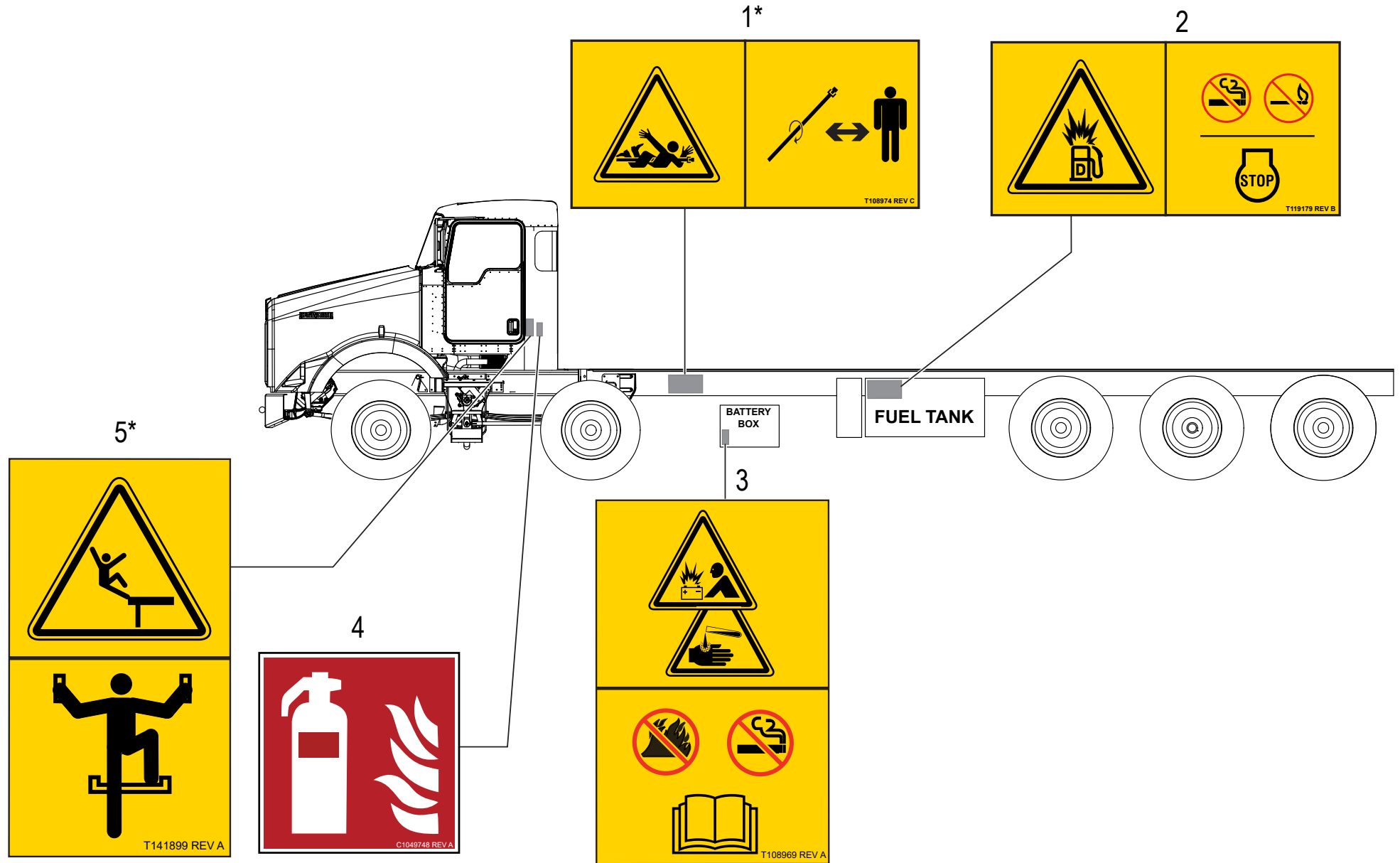
WHEN ORDERING PARTS, SPECIFY MODEL NUMBER, SERIAL NUMBER AND DESCRIPTION OF PARTS REQUIRED



WHEN ORDERING PARTS, SPECIFY MODEL NUMBER, SERIAL NUMBER AND DESCRIPTION OF PARTS REQUIRED

ITEM	PART NUMBER	DESCRIPTION	QUANTITY	NOTES
	<b>C1055103</b>	<b>80-160 CAB ISO DECAL KIT</b>		
4	T144774	DECAL, SEAT ARM	1	
5	C1053319	NO RIDE IN UPPER CAB DECAL (CLEAR BACKGROUND)	1	
6	1035001	DECAL, WINDOW	1	

WHEN ORDERING PARTS, SPECIFY MODEL NUMBER, SERIAL NUMBER AND DESCRIPTION OF PARTS REQUIRED

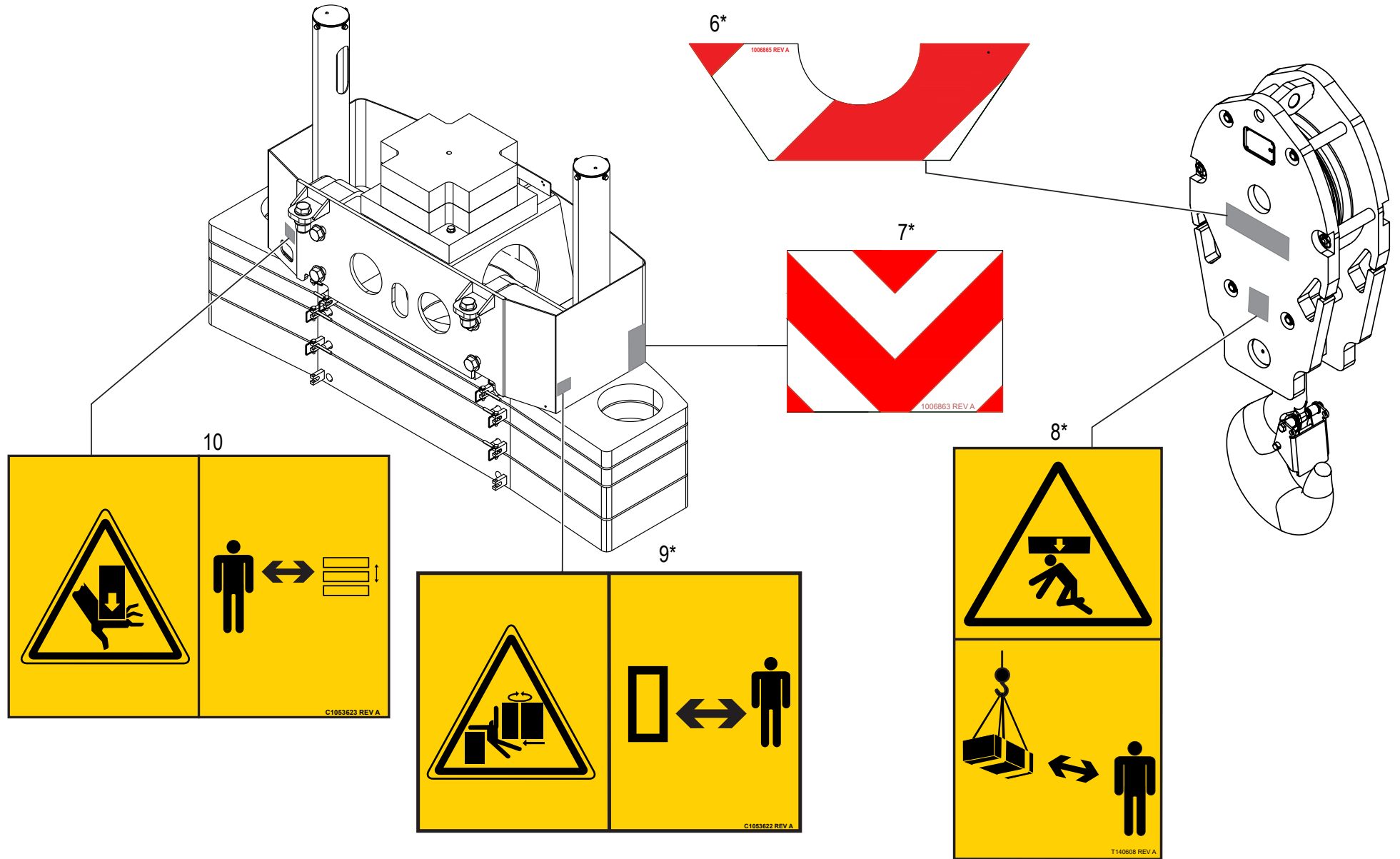


WHEN ORDERING PARTS, SPECIFY MODEL NUMBER, SERIAL NUMBER AND DESCRIPTION OF PARTS REQUIRED

ITEM	PART NUMBER	DESCRIPTION	QUANTITY	NOTES
	<b>C1055107</b>	<b>80-160 SUPER AND LOWER ISO DECAL KIT</b>		
1	T108974	DECAL, ENTANGLEMENT	1	Total 2 in SUPER AND LOWER ANSI DECAL KIT
2	T119179	DECAL, DIESEL EXPLOSION/BURN	1	
3	T108969	DECAL, BATTERY DANGER	1	
4	C1049748	DECAL FIRE EXTINGUISHER	1	
5	T141899	DECAL, FALL HAZARD	1	Total 2 in SUPER AND LOWER ANSI DECAL KIT

\*ADDITIONAL DECAL IN SAME POSITION, OPPOSITE SIDE

WHEN ORDERING PARTS, SPECIFY MODEL NUMBER, SERIAL NUMBER AND DESCRIPTION OF PARTS REQUIRED




WHEN ORDERING PARTS, SPECIFY MODEL NUMBER, SERIAL NUMBER AND DESCRIPTION OF PARTS REQUIRED

ITEM	PART NUMBER	DESCRIPTION	QUANTITY	NOTES
	<b>C1055107</b>	<b>80-160 SUPER AND LOWER ISO DECAL KIT</b>		
6	1006865	HOOK BLOCK DECAL	1	Total 2 in SUPER AND LOWER ANSI DECAL KIT
7	1006863	OUTRIGGER_18.00X13.50_DECAL	1	Total 2 in SUPER AND LOWER ANSI DECAL KIT
8	T140608	DECAL, CRUSH HAZARD, STAY CLEAR LOAD	1	Total 2 in SUPER AND LOWER ANSI DECAL KIT
9	C1053622	DECAL, TAILSWING	1	Total 2 in SUPER AND LOWER ANSI DECAL KIT
10	C1053623	DECAL, CRUSHING	1	

\*ADDITIONAL DECAL IN SAME POSITION, OPPOSITE SIDE

WHEN ORDERING PARTS, SPECIFY MODEL NUMBER, SERIAL NUMBER AND DESCRIPTION OF PARTS REQUIRED

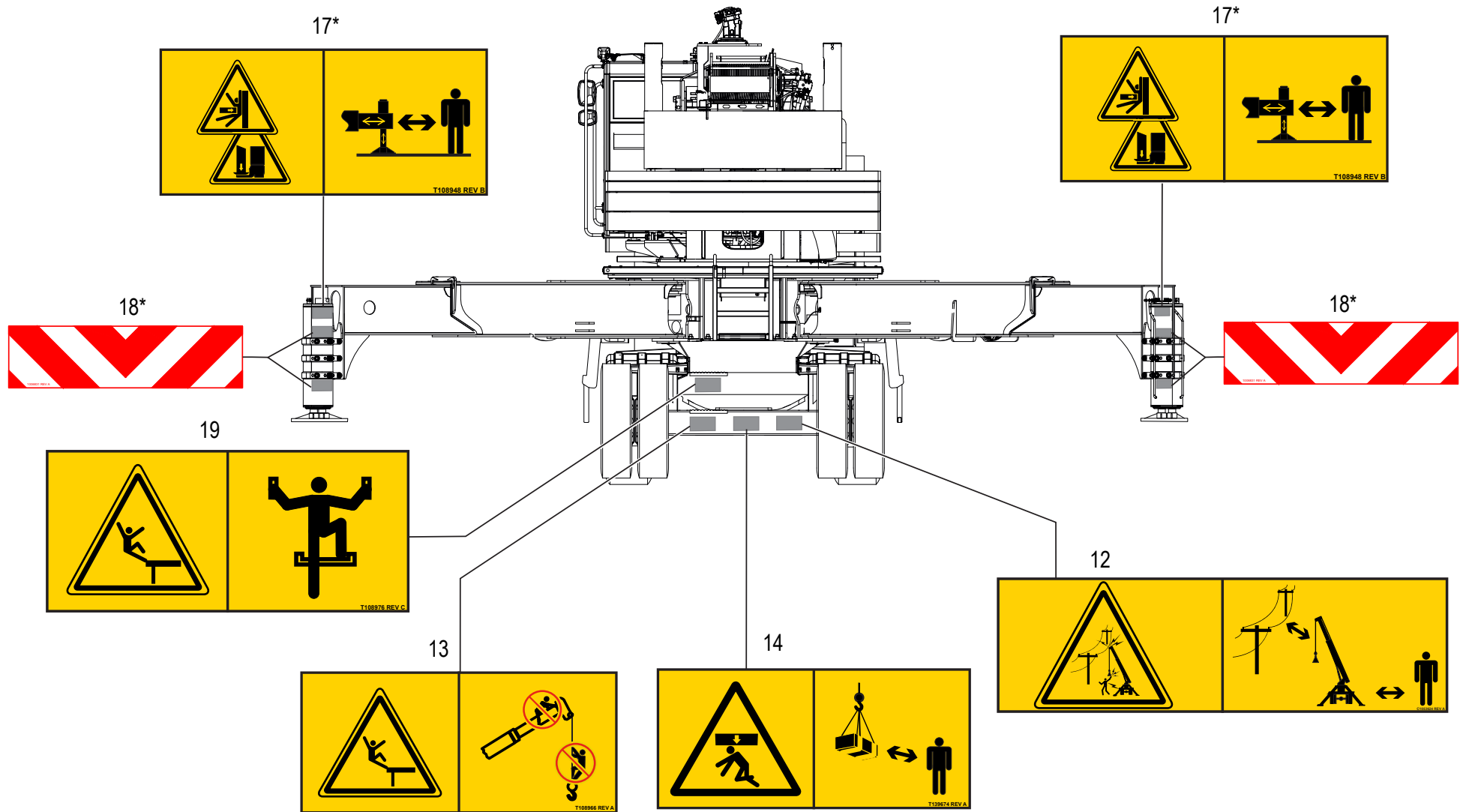


WHEN ORDERING PARTS, SPECIFY MODEL NUMBER, SERIAL NUMBER AND DESCRIPTION OF PARTS REQUIRED

ITEM	PART NUMBER	DESCRIPTION	QUANTITY	NOTES
	<b>C1055107</b>	<b>80-160 SUPER AND LOWER ISO DECAL KIT</b>		
11	T109770	DECAL-BM/TURRET CRUSH HAZARD	1	
12	C1053624	DECAL, ELECTROCUTION HAZ PERSON	1	Total 2 in SUPER AND LOWER ANSI DECAL KIT
13	T108966	NO RIDE BOOM/JIB/LOAD	1	Total 4 in SUPER AND LOWER ANSI DECAL KIT
14	T139674	DECAL, CRUSH HAZARD, STAY CLEAR LOAD (HORZ)	1	Total 4 in SUPER AND LOWER ANSI DECAL KIT
15	T109761	DECAL, SKIN INJECTION HAZARD	1	
16	T108959	LOADLINE CRUSH HAZARD WINCH	1	Total 2 in SUPER AND LOWER ANSI DECAL KIT

\*ADDITIONAL DECAL IN SAME POSITION, OPPOSITE SIDE

WHEN ORDERING PARTS, SPECIFY MODEL NUMBER, SERIAL NUMBER AND DESCRIPTION OF PARTS REQUIRED

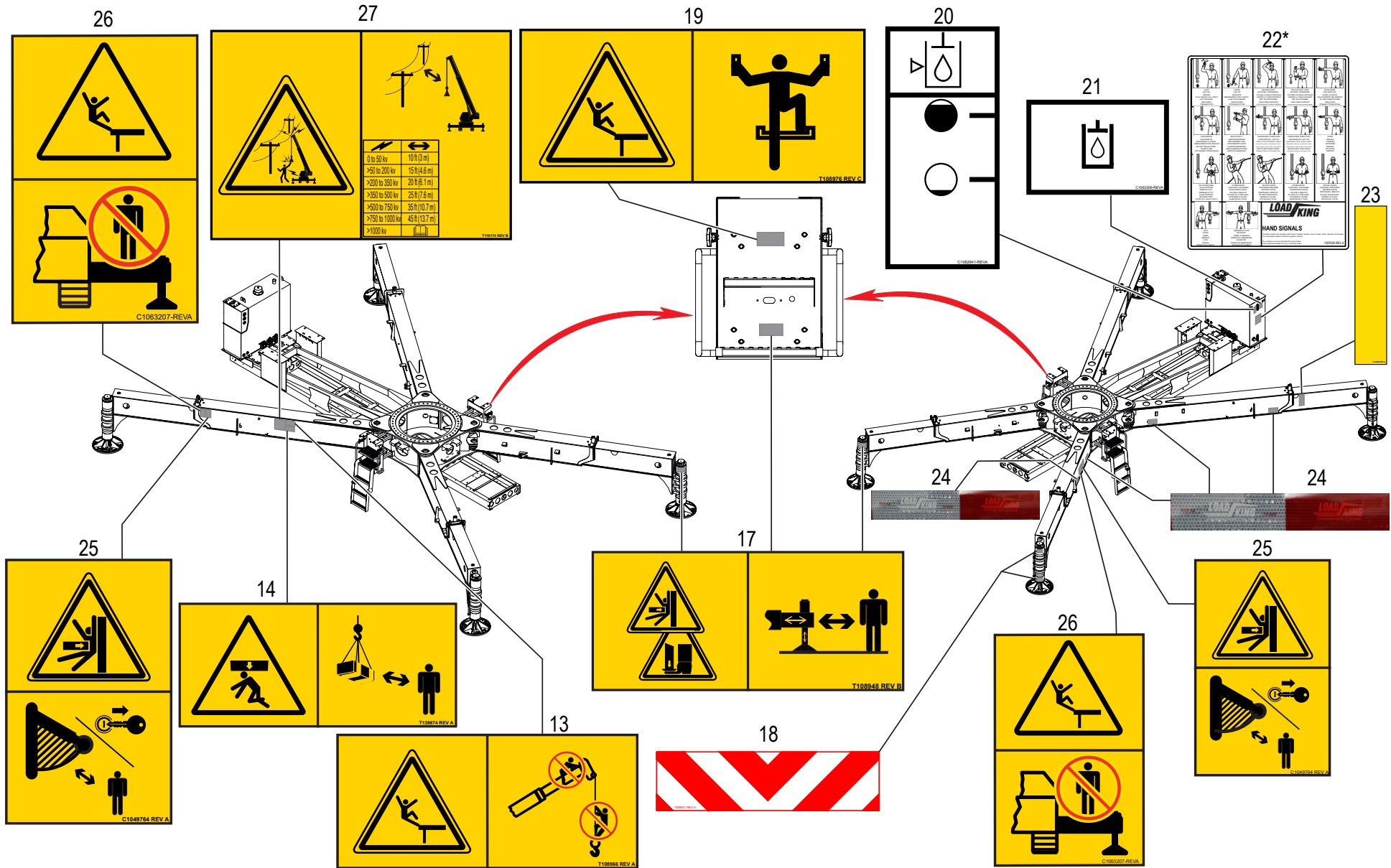


WHEN ORDERING PARTS, SPECIFY MODEL NUMBER, SERIAL NUMBER AND DESCRIPTION OF PARTS REQUIRED

ITEM	PART NUMBER	DESCRIPTION	QUANTITY	NOTES
	<b>C1055107</b>	<b>80-160 SUPER AND LOWER ISO DECAL KIT</b>		
17	T108948	DECAL, O/R CRUSH HAZARD	2	Total 6 in SUPER AND LOWER ANSI DECAL KIT
18	1006831	JACK CYLINDER STRIPE	4	Total 8 in SUPER AND LOWER ANSI DECAL KIT
19	T108976	DECAL, FALL HAZARD (HORZ)	1	Total 4 in SUPER AND LOWER ANSI DECAL KIT

\*ADDITIONAL DECAL IN SAME POSITION, OPPOSITE SIDE

WHEN ORDERING PARTS, SPECIFY MODEL NUMBER, SERIAL NUMBER AND DESCRIPTION OF PARTS REQUIRED



WHEN ORDERING PARTS, SPECIFY MODEL NUMBER, SERIAL NUMBER AND DESCRIPTION OF PARTS REQUIRED

ITEM	PART NUMBER	DESCRIPTION	QUANTITY	NOTES
	<b>C1055107</b>	<b>80-160 SUPER AND LOWER ISO DECAL KIT</b>		
20	C1062941	DECAL HYDRAULIC OIL LEVEL	1	
21	C1063206	DECAL OIL LEVEL	1	
22	1007059	CRANE HAND SIGNALS	1	Total 2 in SUPER AND LOWER ANSI DECAL KIT
23	714-0494	STRIPE, YELLOW	1	Total 4 in SUPER AND LOWER ANSI DECAL KIT
24	C1053326	LOAD KING LOGO REFLECTIVE TAPE	3	Total 8 in SUPER AND LOWER ANSI DECAL KIT
25	C1049764	DECAL, ELECTROCUTION	2	Total 4 in SUPER AND LOWER ANSI DECAL KIT
26	C1063207	DECAL, OUTRIGGER CRUSH-SWING	2	Total 4 in SUPER AND LOWER ANSI DECAL KIT
27	T119174	DECAL , FALL HAZARD OUTRIGGER BEAM	1	Total 2 in SUPER AND LOWER ANSI DECAL KIT

\*ADDITIONAL DECAL IN SAME POSITION, OPPOSITE SIDE

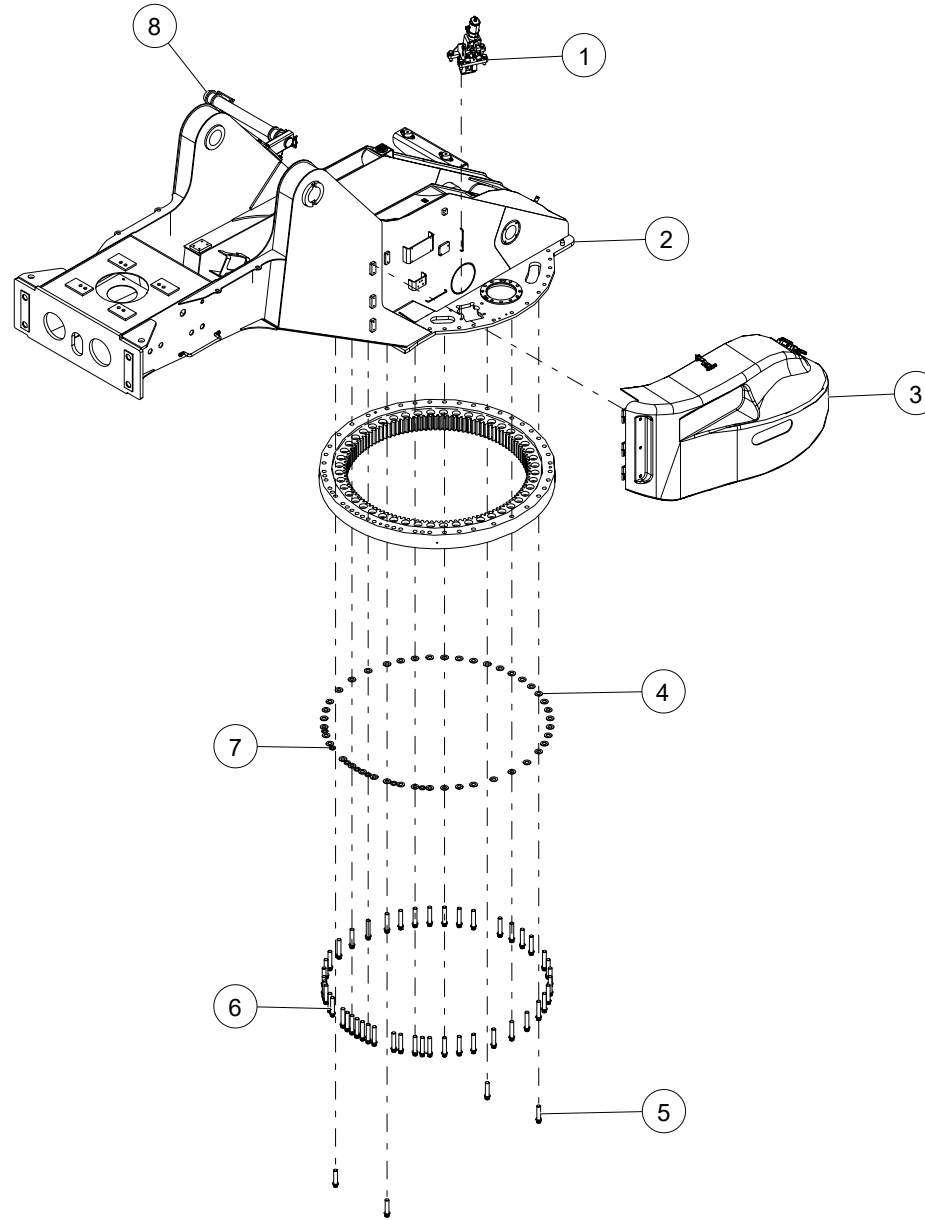
WHEN ORDERING PARTS, SPECIFY MODEL NUMBER, SERIAL NUMBER AND DESCRIPTION OF PARTS REQUIRED

---

**PAGE INTENTIONALLY LEFT BLANK**

WHEN ORDERING PARTS, SPECIFY MODEL NUMBER, SERIAL NUMBER AND DESCRIPTION OF PARTS REQUIRED

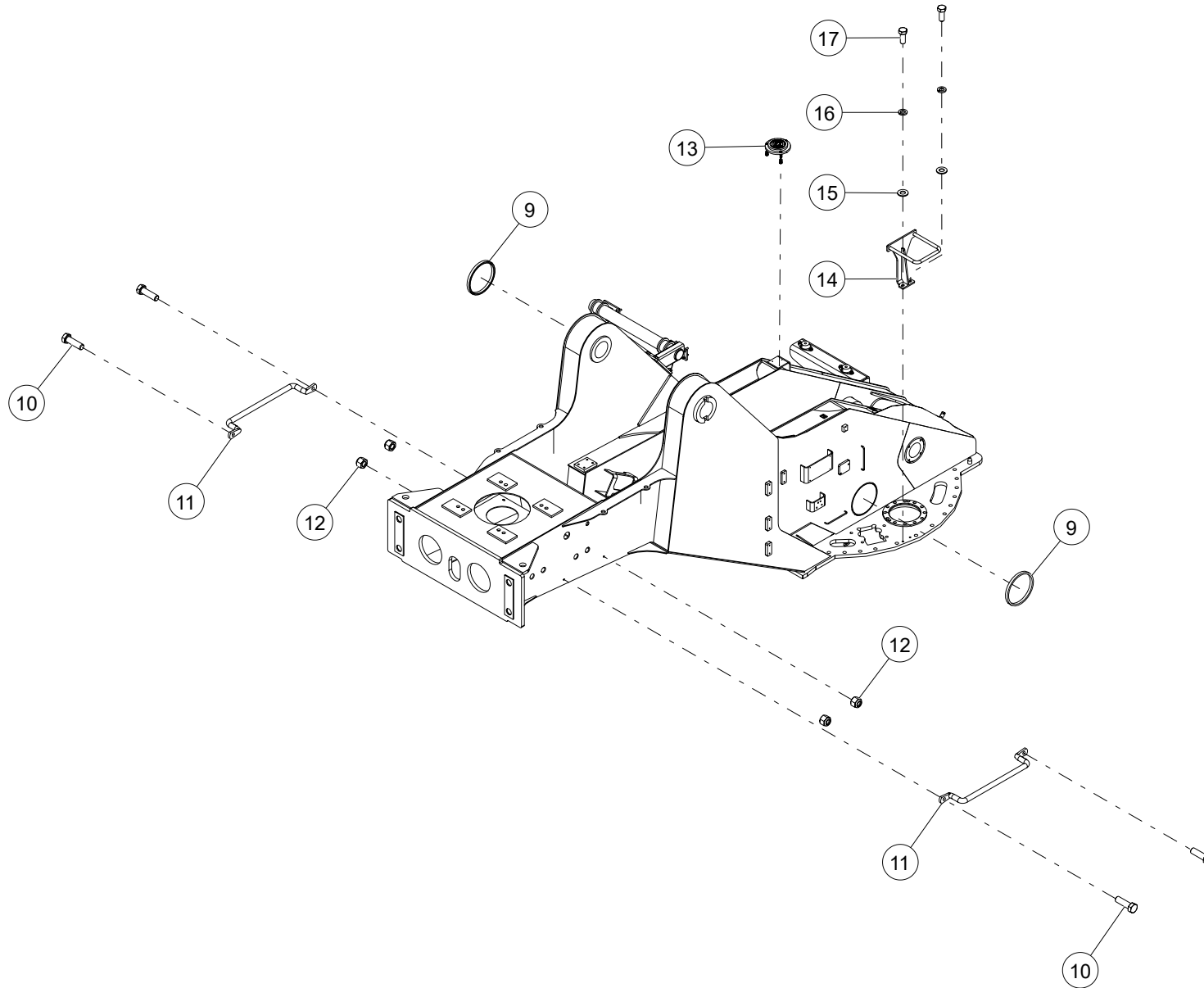
# **SUPERSTRUCTURE**



WHEN ORDERING PARTS, SPECIFY MODEL NUMBER, SERIAL NUMBER AND DESCRIPTION OF PARTS REQUIRED

ITEM	PART NUMBER	DESCRIPTION	QUANTITY	NOTES
	<b>1008722</b>	<b>SUPERSTRUCTURE INSTALLATION</b>		
1	<b>1008727</b>	SWING LOCK INSTALLATION	1	SEE PAGE 88
2	1007161	WELDMENT, SUPERSTRUCTURE	1	
3	<b>C1046604</b>	COVER INSTALLATION	1	SEE PAGE 92
4	WSH2-XA000008Z0	SAE WASHER, 1, GR8, ZN	44	
5	FHCS-CA00D259R0	FERRY HEAD CAP SCREW, 1-8 X 4 1/4 LEN, NF	4	
6	FHCS-CA00E009R0	FERRY HEAD CAP SCREW, 1-8 X 5 LEN, NF	47	
7	1209-107	WASHER	7	
8	<b>1006909</b>	CAB MOUNT ASSEMBLY	1	SEE PAGE 96

WHEN ORDERING PARTS, SPECIFY MODEL NUMBER, SERIAL NUMBER AND DESCRIPTION OF PARTS REQUIRED

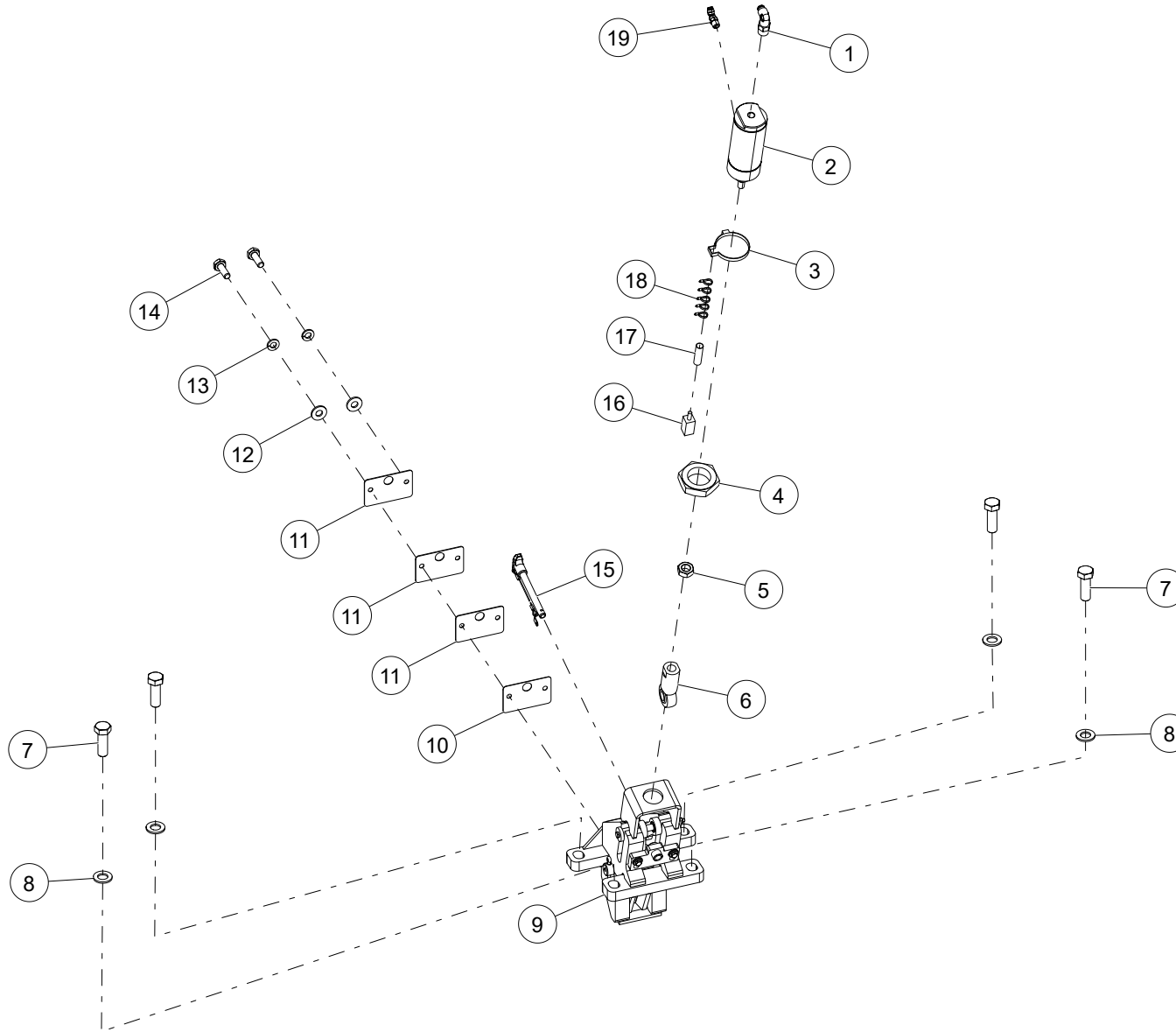


WHEN ORDERING PARTS, SPECIFY MODEL NUMBER, SERIAL NUMBER AND DESCRIPTION OF PARTS REQUIRED

ITEM	PART NUMBER	DESCRIPTION	QUANTITY	NOTES
	<b>1008722</b>	<b>SUPERSTRUCTURE INSTALLATION</b>		
9	12182-1	TRIM LOCK	2	Total length 56 INCHES
10	HHCS-C375A258Z0	HEX HEAD CAP SCREW, 3/8-16 X 1 1/4 LEN, GR8, ZN	4	
11	209-00444	HANDLE	2	
12	NUT3-C3750008Z0	NYLON LOCK NUT, 3/8-16, GR8, ZN	4	
13	C1045161	BUBBLE LEVEL WITH BUMPERS	1	
14	T134621	GRAB HANDLE	1	
15	WSH1-X5000008Z0	WASHER, 1/2, GR8, ZN	2	
16	WSH4-X5000008Z0	SPIRAL LOCK WASHER, 1/2, GR8, ZN	2	
17	HHCS-C500A258Z0	HEX HEAD CAP SCREW, 1/2-13 X 1 1/4 LEN, GR8, ZN	2	

WHEN ORDERING PARTS, SPECIFY MODEL NUMBER, SERIAL NUMBER AND DESCRIPTION OF PARTS REQUIRED

# SWING LOCK INSTALLATION



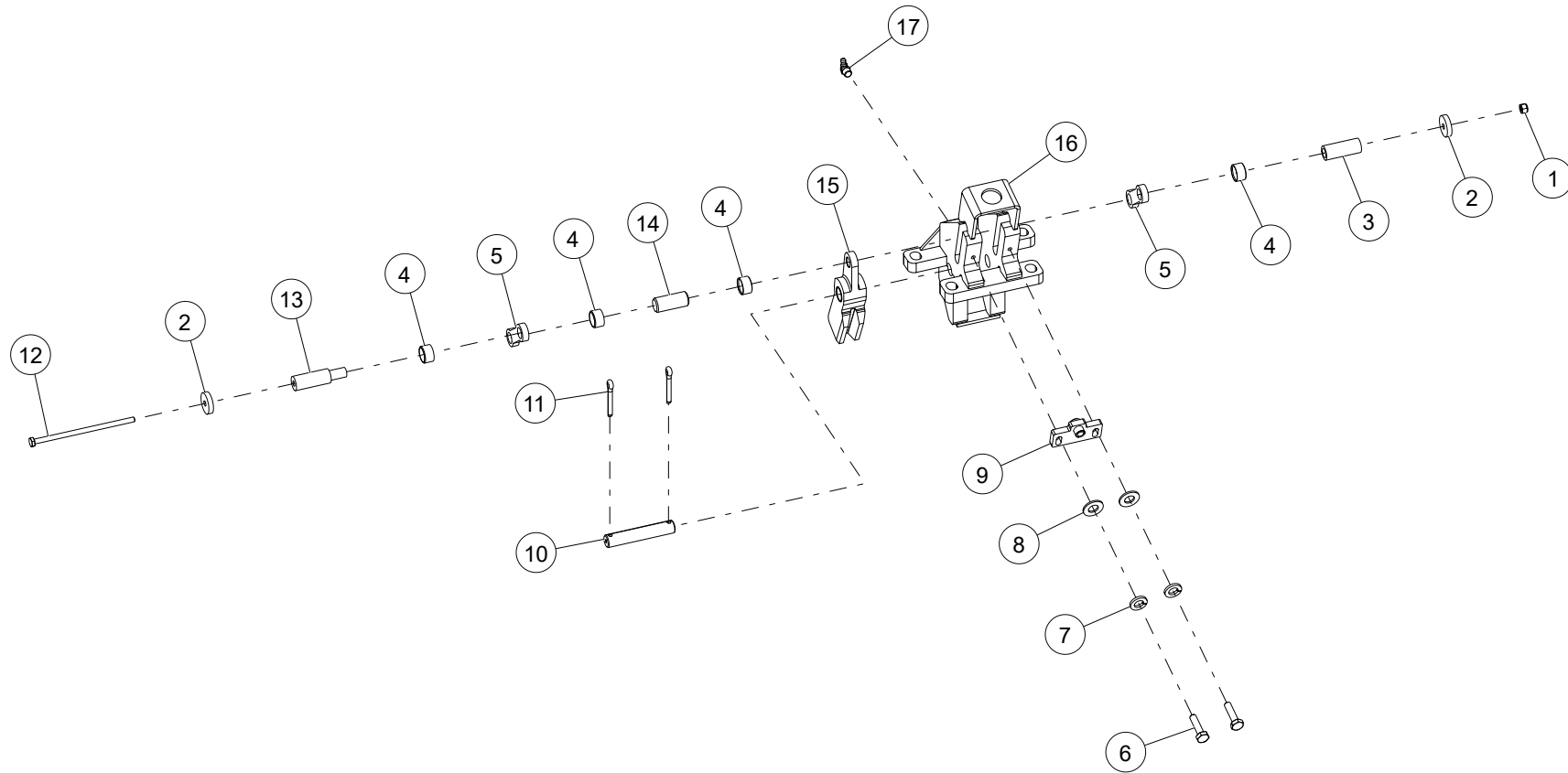
WHEN ORDERING PARTS, SPECIFY MODEL NUMBER, SERIAL NUMBER AND DESCRIPTION OF PARTS REQUIRED

## SWING LOCK INSTALLATION

ITEM	PART NUMBER	DESCRIPTION	QUANTITY	NOTES
	<b>1008727</b>	<b>SWING LOCK INSTALLATION</b>		
1	T118090	ELBOW,90,PTC, -4 TUBE -4 PIPE	1	
2	718-0819	CYLINDER	1	
3	718-0880	CLAMP 2-1/2 IN BORE	1	
4	718-0820	NUT, MOUNTING 13/8-12UNF	1	
5	NUT2-F5000008Z0	HEX JAM NUT, 1/2-20, GR8, ZN	1	
6	422-3024	ROD END	1	
7	HHCS-C750B258Z0	HEX HEAD CAP SCREW, 3/4-10 X 2 1/4 LEN, GR8, ZN	4	
8	WSH1-X7500008Z0	WASHER, 3/4, GR8, ZN	4	
9	<b>1006800</b>	HOUSE LOCK ASSEMBLY	1	SEE PAGE 90
10	718-0967	SHIM - 20 GA	1	
11	718-0968	SHIM - 16 GA	3	
12	WSH2-X2500008Z0	SAE WASHER, 1/4, GR8, ZN	2	
13	WSH4-X2500008Z0	SPIRAL LOCK WASHER, 1/4, GR8, ZN	2	
14	HHCS-C2507505Z0	HEX HEAD CAP SCREW, 1/4-20 X 3/4 LEN, GR5, ZN	2	
15	1040222	PIN, T-HANDLE, LOCKING, QUICK RELEASE	1	
16	714A1471	ASSY REED SWITCH	1	
17	1266-1	LOOM, 9/32 (1/4")	1	
18	32Z890D102	WIRE TIE TY 1 1.25D X 5.5L X .14	5	
19	T145521	ELBOW, 45, MNPT-4/PTC-4	1	

WHEN ORDERING PARTS, SPECIFY MODEL NUMBER, SERIAL NUMBER AND DESCRIPTION OF PARTS REQUIRED

# HOUSE LOCK ASSEMBLY

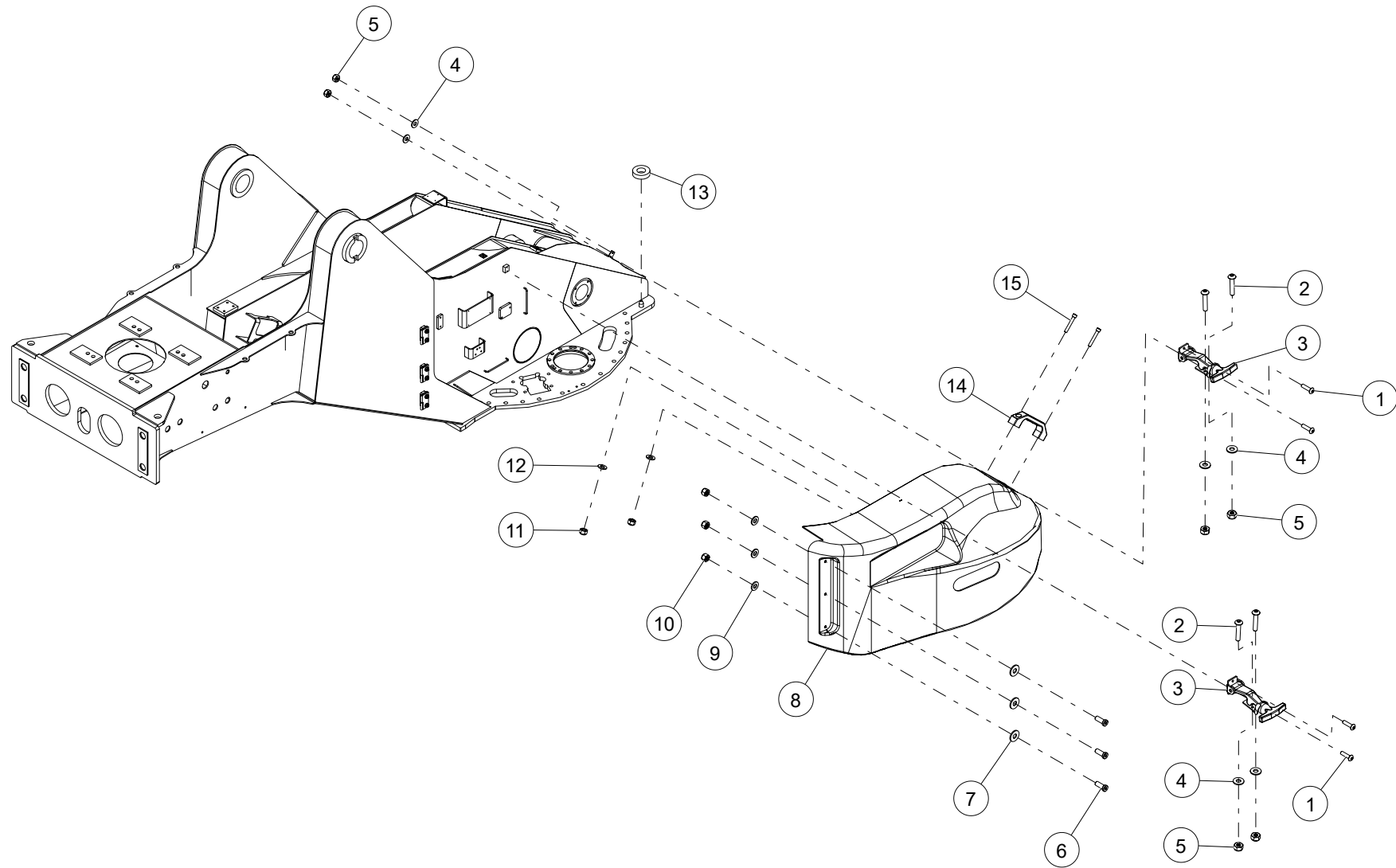


WHEN ORDERING PARTS, SPECIFY MODEL NUMBER, SERIAL NUMBER AND DESCRIPTION OF PARTS REQUIRED

## HOUSE LOCK ASSEMBLY

ITEM	PART NUMBER	DESCRIPTION	QUANTITY	NOTES
	<b>1006800</b>	<b>HOUSE LOCK ASSEMBLY</b>		
1	NUT3-C2500008Z0	NYLON LOCK NUT, 1/4-20, GR8, ZN	1	
2	1006819	SLUG	2	
3	1006812	PIN	1	
4	1006822	BUSHING	4	
5	1040224	LINK, SWIVEL	2	
6	HHCS-C375A008R0	HEX HEAD CAP SCREW, 3/8-16 X 1 LEN, GR8,NF	2	
7	WSH4-X3750008Z0	SPIRAL LOCK WASHER, 3/8, GR8, ZN	2	
8	WSH2-X3750008Z0	SAE WASHER, 3/8, GR8, ZN	2	
9	1041453	ASSY, PLATE, STOP PIN	1	
10	1006823	PIN	1	
11	PIN3-X250A50XZ0	COTTER PIN, 1/4 DIA X 1 1/2 LEN, ZINC	2	
12	HHCS-C250E508Z0	HEX HEAD CAP SCREW, 1/4-20, GR8, ZN	1	
13	1006813	PIN	1	
14	1006820	PIN	1	
15	1040225	LOCK DOG ASSEMBLY	1	
16	1006801	MOUNT, HOUSE LOCK	1	
17	1213-4	1/8 NPT ZERK 65DEG	1	

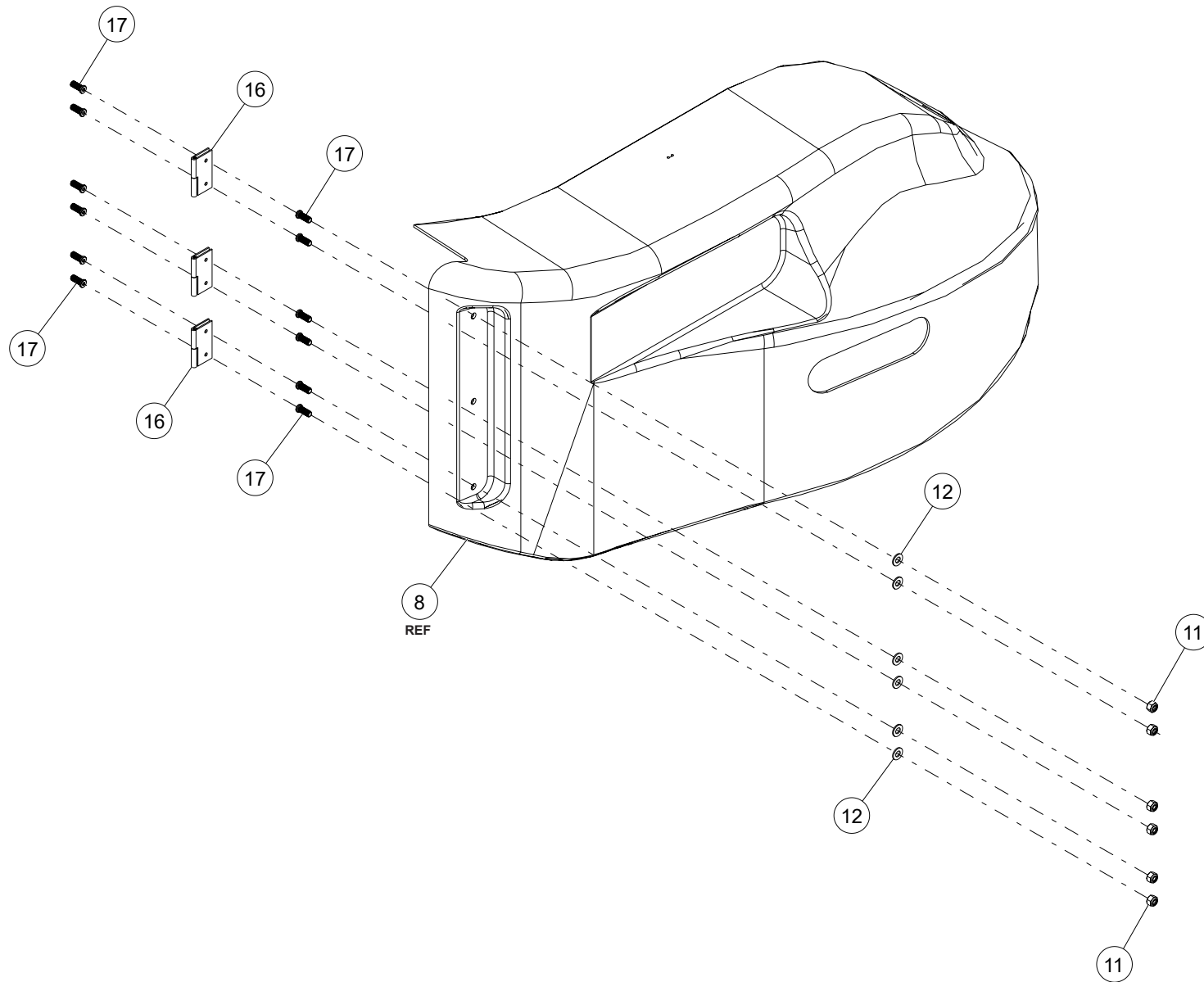
WHEN ORDERING PARTS, SPECIFY MODEL NUMBER, SERIAL NUMBER AND DESCRIPTION OF PARTS REQUIRED



WHEN ORDERING PARTS, SPECIFY MODEL NUMBER, SERIAL NUMBER AND DESCRIPTION OF PARTS REQUIRED

ITEM	PART NUMBER	DESCRIPTION	QUANTITY	NOTES
	<b>C1046604</b>	<b>COVER INSTALLATION</b>		
1	SH03-C190750ZR0	SHCS BUTTON HEAD, 10-24 X 3/4 LEN, NF	4	
2	SH03-C190A00ZR0	SHCS BUTTON HEAD, 10-24 X 1 LEN, NF	4	
3	1034390	LATCH, DRAW	2	
4	WSH2-X1900008Z0	SAE WASHER, #10, GR8, ZN	6	
5	NUT3-C1900008Z0	NYLON LOCK NUT, #10-24, GR8, ZN	6	
6	1040791	SHCS LOW HEAD, 1/2-13 X 1 1/4 LEN, SS	3	
7	1040792	FENDER WASHER, 1/2, SS	3	
8	C1046605	SUPERSTRUCTURE COVER ASS'Y	1	
9	1041010	SAE WASHER, 1/2, SS	3	
10	1041011	NYLON LOCK NUT, 1/2-13, SS	3	
11	NUT3-C3130008Z0	NYLON LOCK NUT, 5/16-18, GR8, ZN	2	Total 8 in COVER INSTALLATION
12	WSH2-X3130008Z0	SAE WASHER, 5/16, GR8, ZN	2	Total 8 in COVER INSTALLATION
13	1034451	SPACER, UHMW	1	
14	1034392	HANDLE	1	
15	SHCS-C313B00ZR0	SOCKET HEAD CAP SCREW, 5/16-18 X 2 LEN, NF	2	

WHEN ORDERING PARTS, SPECIFY MODEL NUMBER, SERIAL NUMBER AND DESCRIPTION OF PARTS REQUIRED

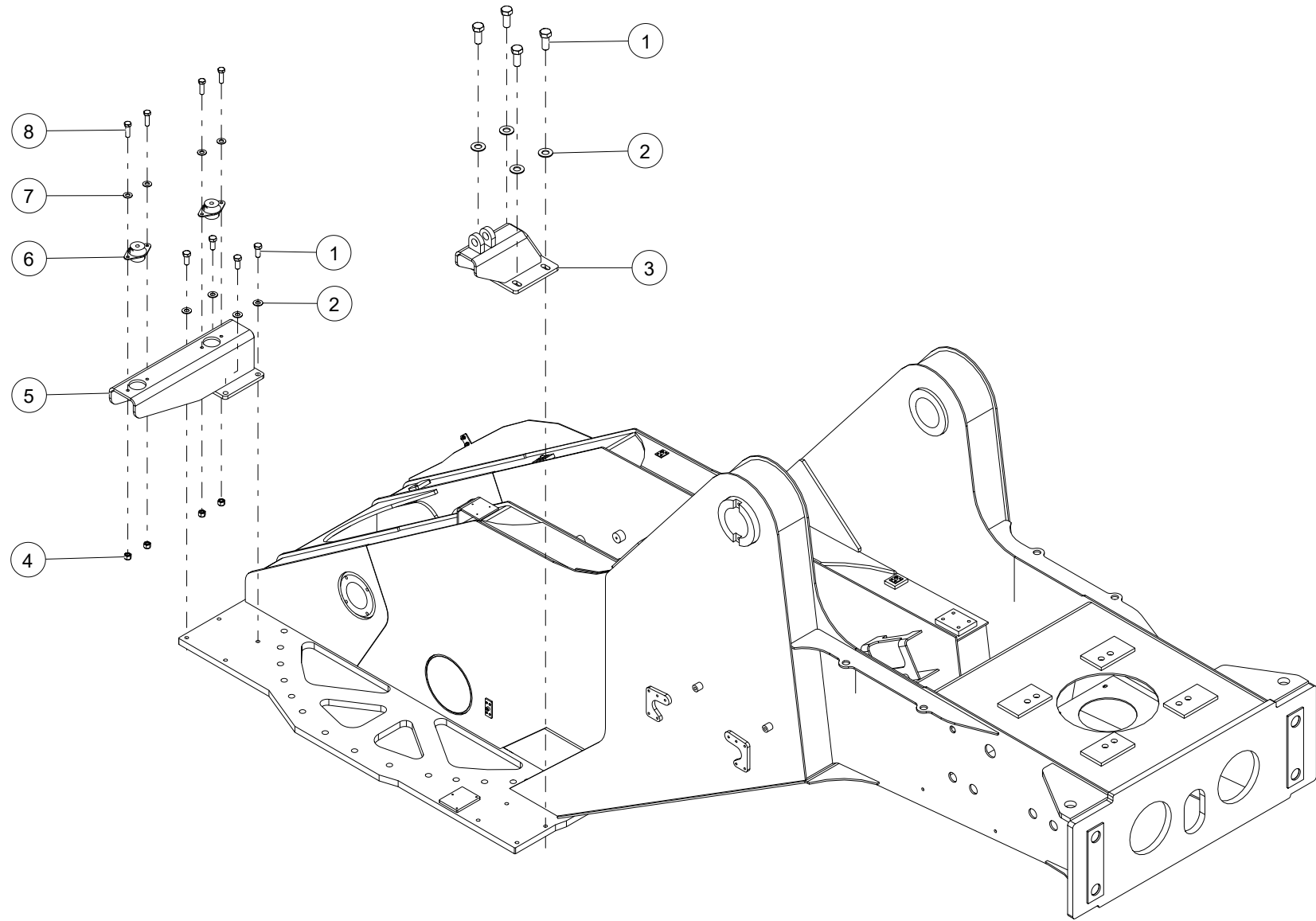


WHEN ORDERING PARTS, SPECIFY MODEL NUMBER, SERIAL NUMBER AND DESCRIPTION OF PARTS REQUIRED

---

<b>ITEM</b>	<b>PART NUMBER</b>	<b>DESCRIPTION</b>	<b>QUANTITY</b>	<b>NOTES</b>
	<b>C1046604</b>	<b>COVER INSTALLTION</b>		
16	1034442	HINGE, SUPER COVER	3	
17	1034448	ULTRA-LOW PROFILE SOCKET HEAD 5/16-18X3/4"	12	

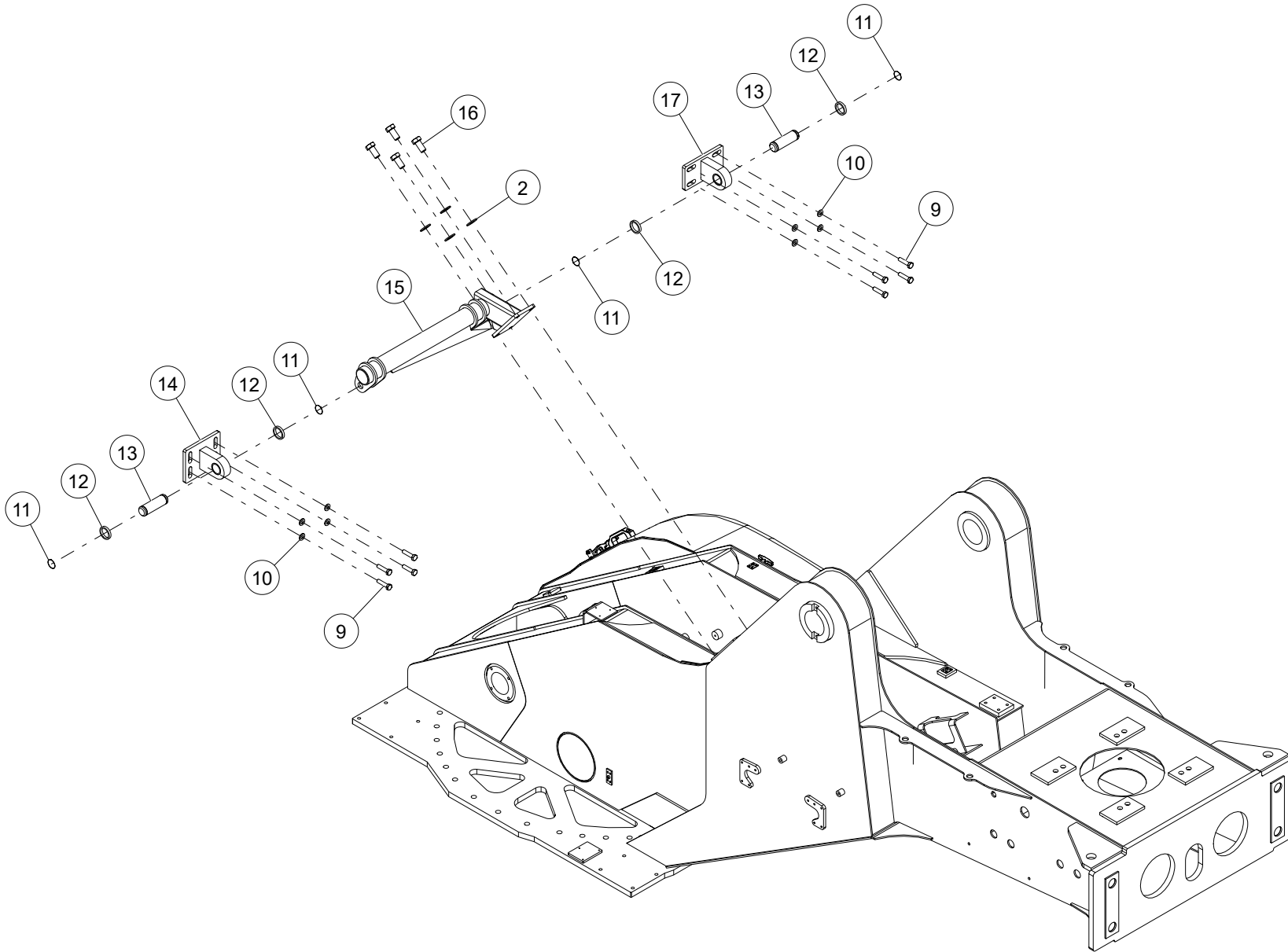
WHEN ORDERING PARTS, SPECIFY MODEL NUMBER, SERIAL NUMBER AND DESCRIPTION OF PARTS REQUIRED



WHEN ORDERING PARTS, SPECIFY MODEL NUMBER, SERIAL NUMBER AND DESCRIPTION OF PARTS REQUIRED

ITEM	PART NUMBER	DESCRIPTION	QUANTITY	NOTES
	<b>1006909</b>	<b>CAB MOUNT ASSEMBLY</b>		
1	HHCS-C625A508M0	HEX HEAD CAP SCREW, 5/8-11 X 1 1/2 LEN, GR8, MA	8	
2	WSH2-X6250008Z0	SAE WASHER, 5/8, GR8, ZN	8	Total 12 in CAB MOUNT ASSEMBLY
3	1006903	MOUNT, CYLINDER	1	
4	NUT3-C3750008Z0	NYLON LOCK NUT, 3/8-16, GR8, ZN	4	
5	1006912	FRONT BRKT WLDMT	1	
6	1006928	MOUNT	2	
7	WSH2-X3750008Z0	SAE WASHER, 3/8, GR8, ZN	4	
8	HHCS-C375A258Z0	HEX HEAD CAP SCREW, 3/8-16 X 1 1/4 LEN, GR8, ZN	4	

WHEN ORDERING PARTS, SPECIFY MODEL NUMBER, SERIAL NUMBER AND DESCRIPTION OF PARTS REQUIRED

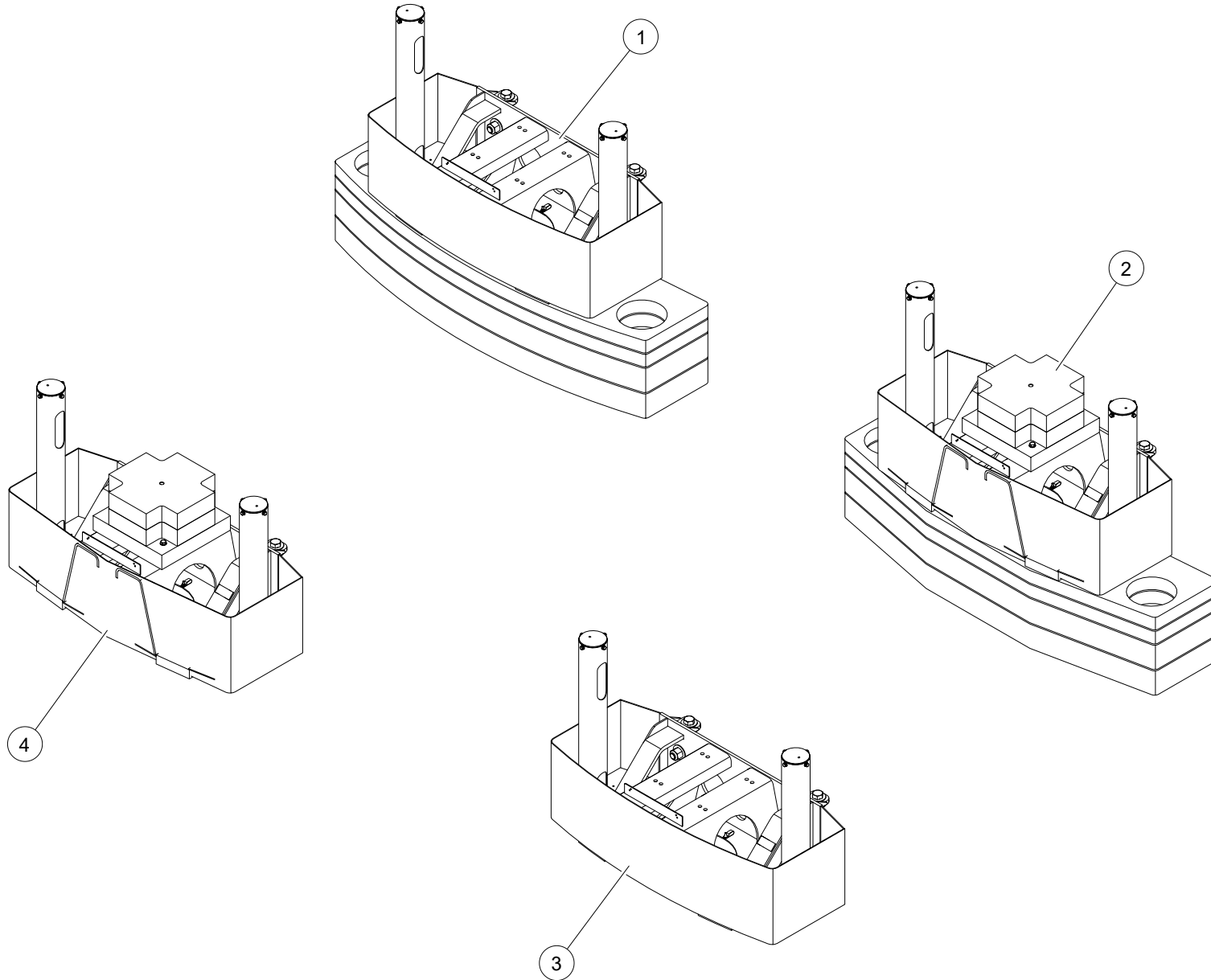


WHEN ORDERING PARTS, SPECIFY MODEL NUMBER, SERIAL NUMBER AND DESCRIPTION OF PARTS REQUIRED

<b>ITEM</b>	<b>PART NUMBER</b>	<b>DESCRIPTION</b>	<b>QUANTITY</b>	<b>NOTES</b>
	<b>1006909</b>	<b>CAB MOUNT ASSEMBLY</b>		
9	SMF-10CM040-29	SCR, HHCS M10-1.5X40 FT, ST Z 10.9	8	
10	WMF-010X000-20	WSH, FLAT, HARD M10 D125, ST Z	8	
11	1006929	SNAP RING	4	
12	1008757	SPACER	4	
13	1006907	PIN, CLEVIS HEADLESS, 1.125	2	
14	1006905	PIVOT ASSY, CAB TILT	1	
15	1007164	MOUNT, PIVOT CAB	1	
16	HHCS-C625A258M0	HEX HEAD CAP SCREW, 5/8-11 X 1 1/4 LEN, GR8, MA	4	
17	1006919	PIVOT ASSY, CAB TILT	1	

WHEN ORDERING PARTS, SPECIFY MODEL NUMBER, SERIAL NUMBER AND DESCRIPTION OF PARTS REQUIRED

# COUNTERWEIGHT OPTIONS



WHEN ORDERING PARTS, SPECIFY MODEL NUMBER, SERIAL NUMBER AND DESCRIPTION OF PARTS REQUIRED

## COUNTERWEIGHT OPTIONS

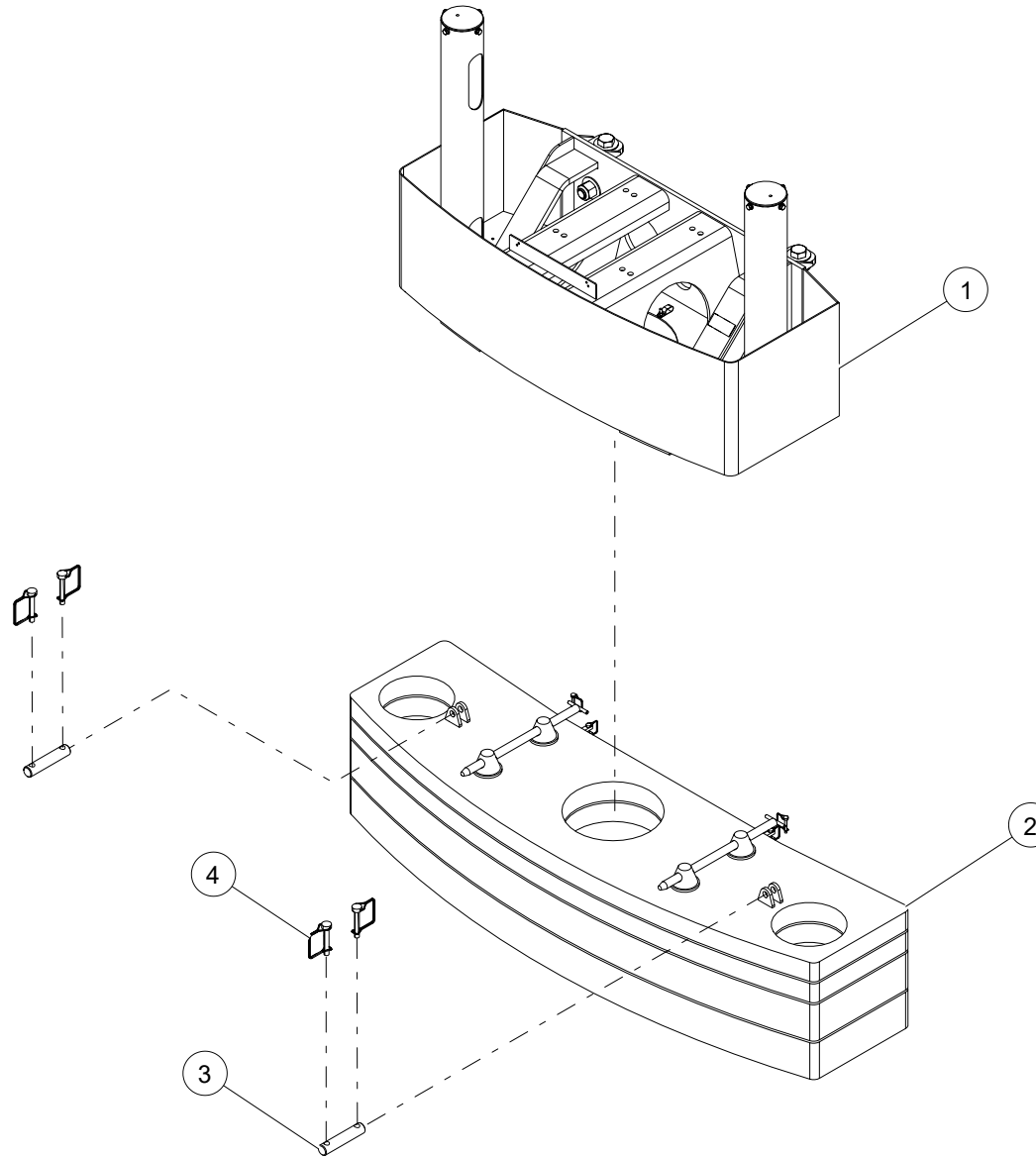
---

ITEM	PART NUMBER	DESCRIPTION	QUANTITY	NOTES
	<b>1008818</b>	<b>XO COUNTERWEIGHT OPTIONS</b>		
1	T130315	COUNTERWEIGHT, 15000#	1	SEE PAGE 102
2	T130316	COUNTERWEIGHT, 16000# W/O AUX WINCH	1	SEE PAGE 114
3	T132398	COUNTERWEIGHT ASSEMBLY, 3000 LBS	1	SEE PAGE 104
4	1027156	CTWT ASSY, 4000 LB W/O AUX WINCH	1	SEE PAGE 116

---

WHEN ORDERING PARTS, SPECIFY MODEL NUMBER, SERIAL NUMBER AND DESCRIPTION OF PARTS REQUIRED

# COUNTERWEIGHT ASSY, 15000LBS



WHEN ORDERING PARTS, SPECIFY MODEL NUMBER, SERIAL NUMBER AND DESCRIPTION OF PARTS REQUIRED

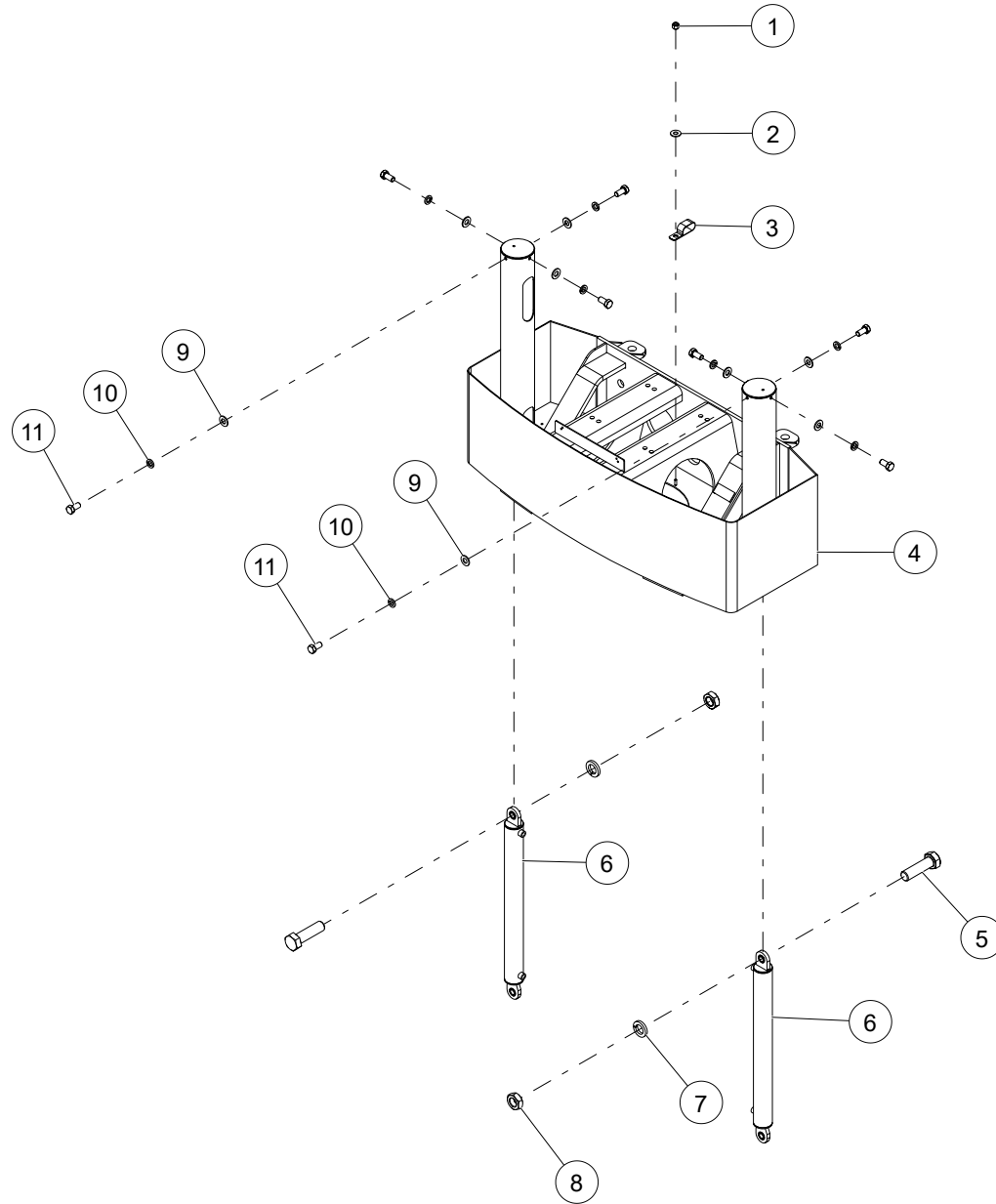
## COUNTERWEIGHT ASSY, 15000LBS

---

ITEM	PART NUMBER	DESCRIPTION	QUANTITY	NOTES
	<b>T130315</b>	<b>COUNTERWEIGHT ASSY, 15000LBS</b>		
1	<b>T132398</b>	COUNTERWEIGHT ASSY, 3000 LBS	1	SEE PAGE 104
2	<b>722A0195</b>	COUNTERWEIGHT KIT	1	SEE PAGE 112
3	717-0309	PIN, CTWT CYL.	2	
4	1222-352	PIN SAFETY SNAP	4	

---

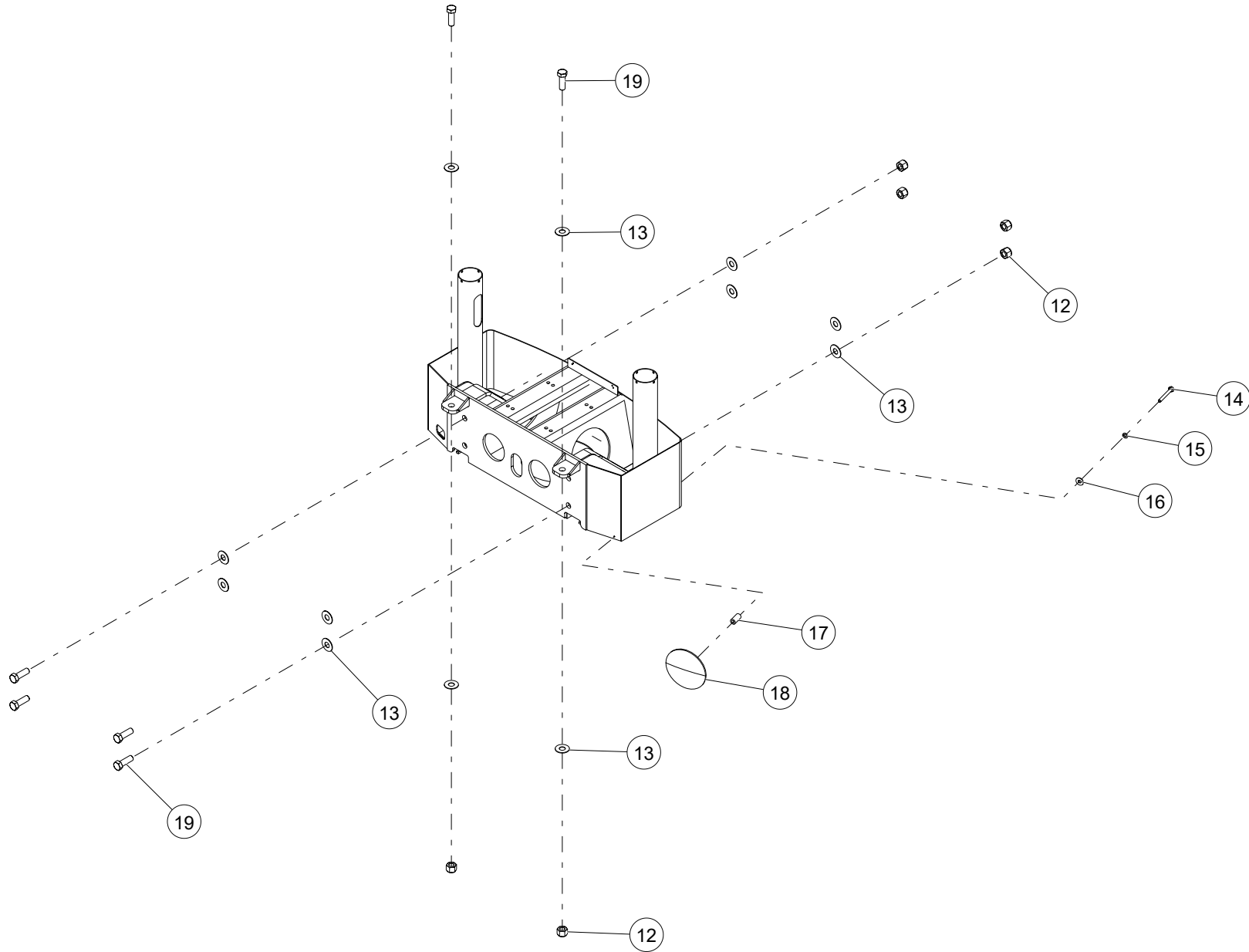
WHEN ORDERING PARTS, SPECIFY MODEL NUMBER, SERIAL NUMBER AND DESCRIPTION OF PARTS REQUIRED



WHEN ORDERING PARTS, SPECIFY MODEL NUMBER, SERIAL NUMBER AND DESCRIPTION OF PARTS REQUIRED

ITEM	PART NUMBER	DESCRIPTION	QUANTITY	NOTES
	<b>T132398</b>	<b>COUNTERWEIGHT ASSY, 3000 LBS</b>		
1	NUT3-C3750005Z0	NYLON LOCK NUT, 3/8-16, GR5, ZN	1	
2	WAW-37WX000-20_00	WSH, FL TYPA-WID 0.375, ST SQC	1	
3	200B2007-55_00	CLAMP, MED DUTY DOUBLE, 0.81 ID	1	
4	<b>722A0116</b>	COUNTER WEIGHT ASSY	1	SEE PAGE 110
5	HHCS-CA00C505M0	HEX HEAD CAP SCREW, 1-8 X 3 1/2 LEN, GR5, MA	2	
6	<b>718-0157</b>	CYLINDER COUNTERWEIGHT	2	SEE PAGE 108
7	WSH4-XA000008Z0	SPIRAL LOCK WASHER, 1, GR8, ZN	2	
8	NUT2-CA000005Z0	HEX JAM NUT, 1-8, GR5, ZN	2	
9	WSH1-X5000008Z0	WASHER, 1/2, GR8, ZN	8	
10	WSH4-X5000008Z0	SPIRAL LOCK WASHER, 1/2, GR8, ZN	8	
11	HHCS-C500A005Z0	HEX HEAD CAP SCREW, 1/2-13 X 1 LEN, GR5, ZN	8	

WHEN ORDERING PARTS, SPECIFY MODEL NUMBER, SERIAL NUMBER AND DESCRIPTION OF PARTS REQUIRED

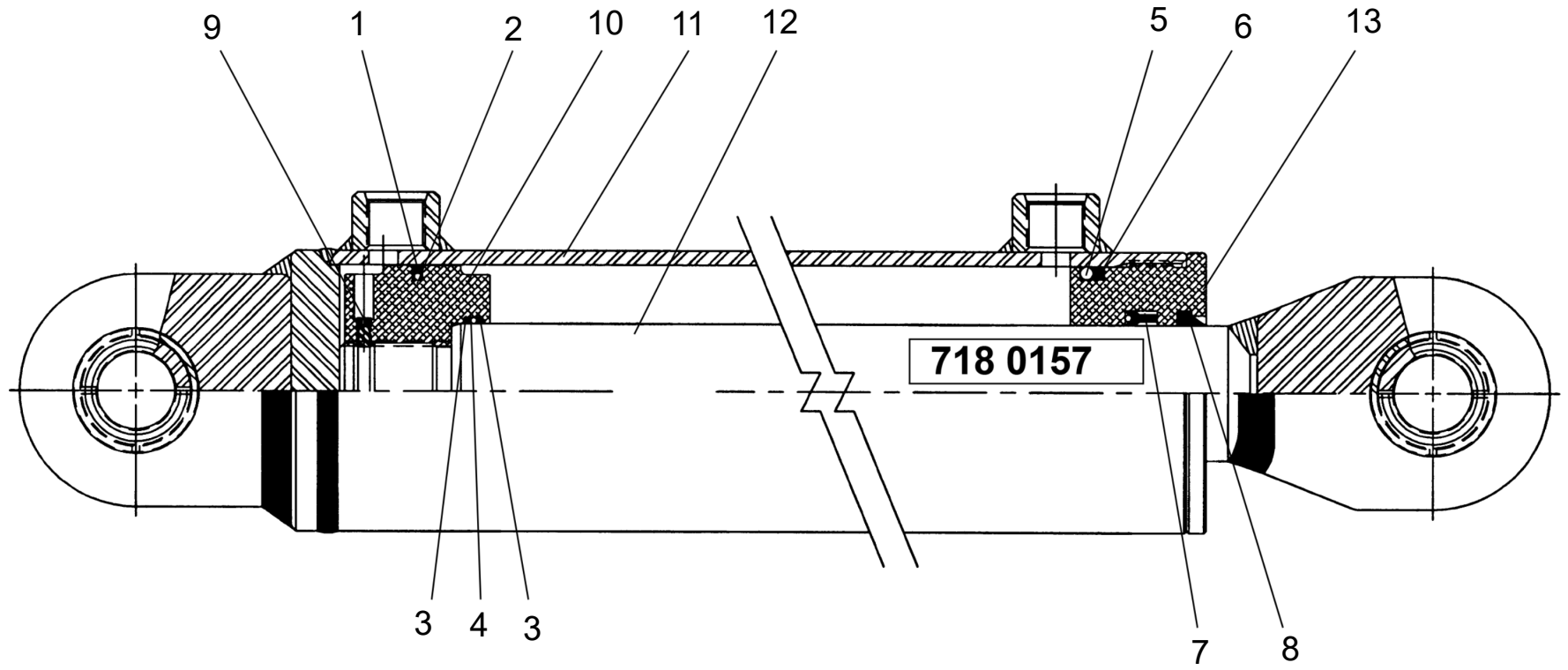


WHEN ORDERING PARTS, SPECIFY MODEL NUMBER, SERIAL NUMBER AND DESCRIPTION OF PARTS REQUIRED

ITEM	PART NUMBER	DESCRIPTION	QUANTITY	NOTES
	<b>T132398</b>	<b>COUNTERWEIGHT ASSY, 3000 LBS</b>		
12	NYH-A50C000-22	NUT, NYL-INS HVY 1.50-6,ST SQC G2	6	
13	WSH2-XA500008Z0	SAE WASHER, 1-1/2, GR8, ZN	12	
14	HHCS-C250B005Z0	HEX HEAD CAP SCREW, 1/4-20 X 2 LEN, GR5, ZN	1	
15	WSH4-X2500008Z0	SPIRAL LOCK WASHER, 1/4, GR8, ZN	1	
16	WBR-25RX734-20	WSH, FL TYPB-REG 0.25, ST Z	1	
17	T137481	SPACER 1"	1	
18	706-9604	MIRROR	1	
19	HHCS-CA50D505Z0	HEX HEAD CAP SCREW, 1 1/2-6 X 4 1/2 LEN, GR5, ZN	6	

WHEN ORDERING PARTS, SPECIFY MODEL NUMBER, SERIAL NUMBER AND DESCRIPTION OF PARTS REQUIRED

# CYLINDER COUNTERWEIGHT



WHEN ORDERING PARTS, SPECIFY MODEL NUMBER, SERIAL NUMBER AND DESCRIPTION OF PARTS REQUIRED

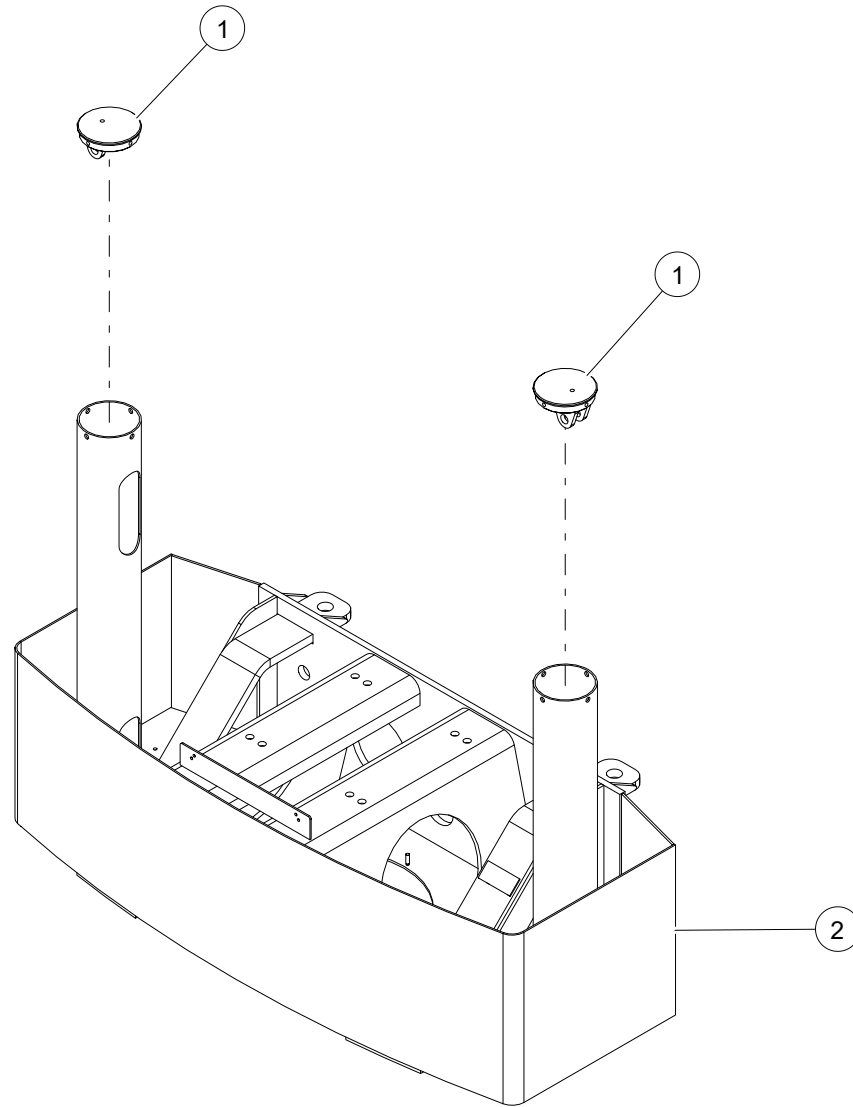
## CYLINDER COUNTERWEIGHT

ITEM	PART NUMBER	DESCRIPTION	QUANTITY	NOTES
	<b>718-0157</b>	<b>CYLINDER COUNTERWEIGHT</b>		
	2218711*	SEAL KIT	1	
1	218722	TFE SEAL	1	
2	218723	O-RING	1	
3	218724	BACK-UP RING	2	
4	218725	O-RING	1	
5	218726	O-RING	1	
6	218727	BACK-UP RING	1	
7	215123	LOADED U-CUP	1	
8	215124	ROD WIPER	1	
9	218728	NYLOK SET SCREW	1	
10	218729	PISTON	1	
11	218730	BARREL ASSEMBLY	1	
12	218731	ROD ASSEMBLY	1	
13	218732	INTERNAL HEAD	1	
	NOTE:	*(ITEMS 1 THRU 8)		

WHEN ORDERING PARTS, SPECIFY MODEL NUMBER, SERIAL NUMBER AND DESCRIPTION OF PARTS REQUIRED

# COUNTERWEIGHT ASSEMBLY

---



WHEN ORDERING PARTS, SPECIFY MODEL NUMBER, SERIAL NUMBER AND DESCRIPTION OF PARTS REQUIRED

## COUNTERWEIGHT ASSEMBLY

---

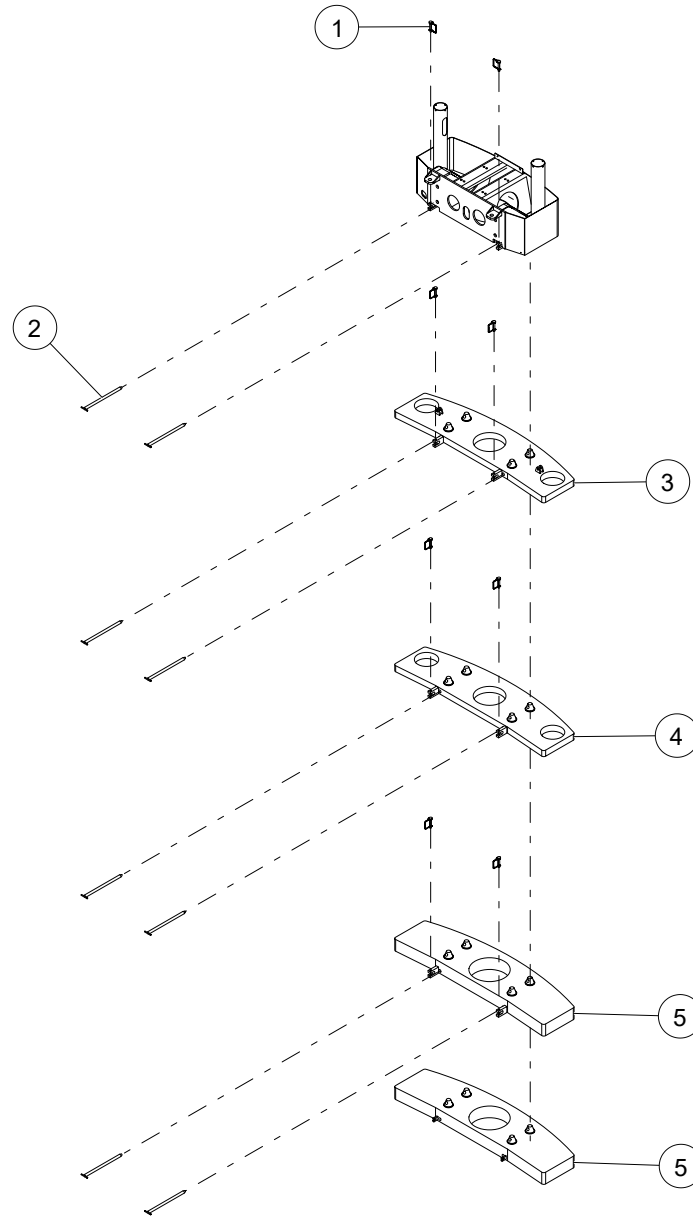
ITEM	PART NUMBER	DESCRIPTION	QUANTITY	NOTES
	<b>722A0116</b>	<b>COUNTERWEIGHT ASSEMBLY</b>		
1	718F0558	CAP - CYLINDER	2	
2	722F0032	MOUNT, COUNTERWEIGHT T775	1	

WHEN ORDERING PARTS, SPECIFY MODEL NUMBER, SERIAL NUMBER AND DESCRIPTION OF PARTS REQUIRED

---

# COUNTERWEIGHT KIT

---



WHEN ORDERING PARTS, SPECIFY MODEL NUMBER, SERIAL NUMBER AND DESCRIPTION OF PARTS REQUIRED

## COUNTERWEIGHT KIT

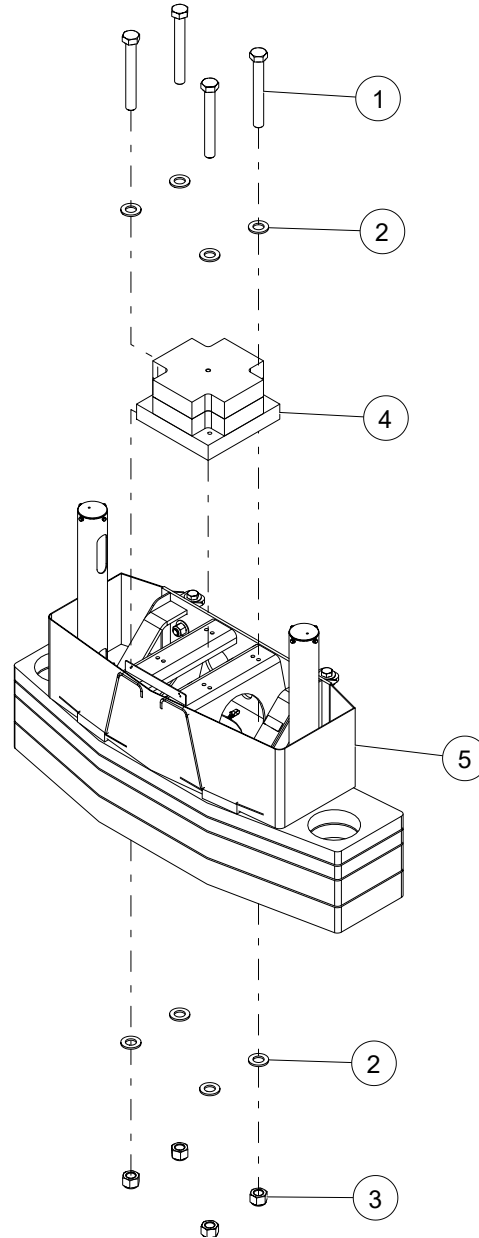
---

ITEM	PART NUMBER	DESCRIPTION	QUANTITY	NOTES
	<b>722A0195</b>	<b>COUNTERWEIGHT KIT</b>		
1	1222-352	PIN SAFETY SNAP	8	
2	717F0313	PIN, CTWT W/C	8	
3	722F0062	2000LB CNWT TOP	1	
4	722F0063	2000LB CNWT	1	
5	718F0828	4000LB CNWT	2	

WHEN ORDERING PARTS, SPECIFY MODEL NUMBER, SERIAL NUMBER AND DESCRIPTION OF PARTS REQUIRED

---

# COUNTERWEIGHT, 16000# W/O AUX WINCH



WHEN ORDERING PARTS, SPECIFY MODEL NUMBER, SERIAL NUMBER AND DESCRIPTION OF PARTS REQUIRED

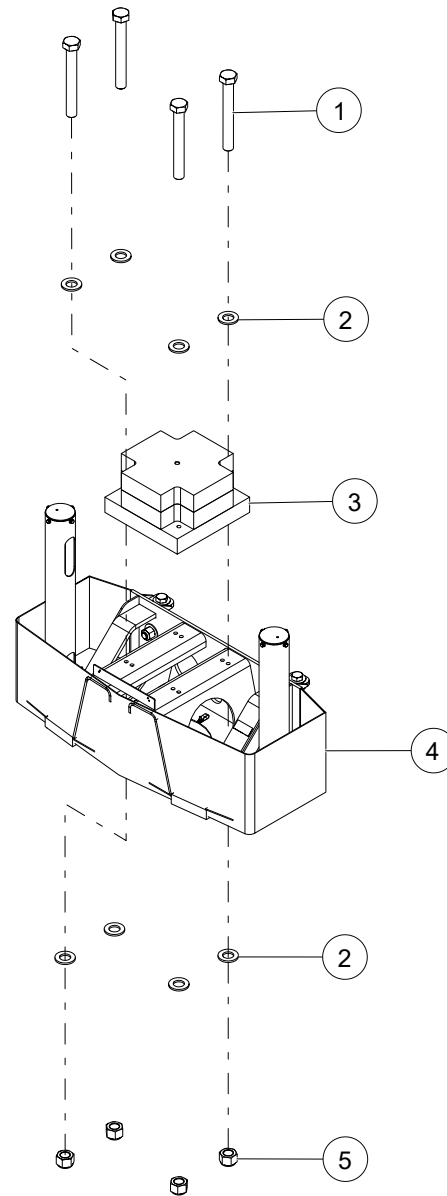
## COUNTERWEIGHT, 16000# W/O AUX WINCH

ITEM	PART NUMBER	DESCRIPTION	QUANTITY	NOTES
	<b>T130316</b>	<b>COUNTERWEIGHT, 16000# W/O AUX WINCH</b>		
1	HHCS-C750F008M0	HEX HEAD CAP SCREW, 3/4-10 X 6 LEN, GR8, MA	4	
2	WSH2-X7500008Z0	SAE WASHER, 3/4, GR8, ZN	8	
3	NUT3-C7500008M0	NYLON LOCK NUT, 3/4-10, GR8, MA	4	
4	718F0533	SLAB WELDMENT	1	
5	<b>T130315</b>	COUNTERWEIGHT ASSY, 15000LBS	1	SEE PAGE 102
6*	1019705	PLUG, -16 ORB	2	

\* ITEM NOT SHOWN IN THE ILLUSTRATION

WHEN ORDERING PARTS, SPECIFY MODEL NUMBER, SERIAL NUMBER AND DESCRIPTION OF PARTS REQUIRED

# CTWT ASSY, 4000 LB W/O AUX WINCH



WHEN ORDERING PARTS, SPECIFY MODEL NUMBER, SERIAL NUMBER AND DESCRIPTION OF PARTS REQUIRED

## CTWT ASSY, 4000 LB W/O AUX WINCH

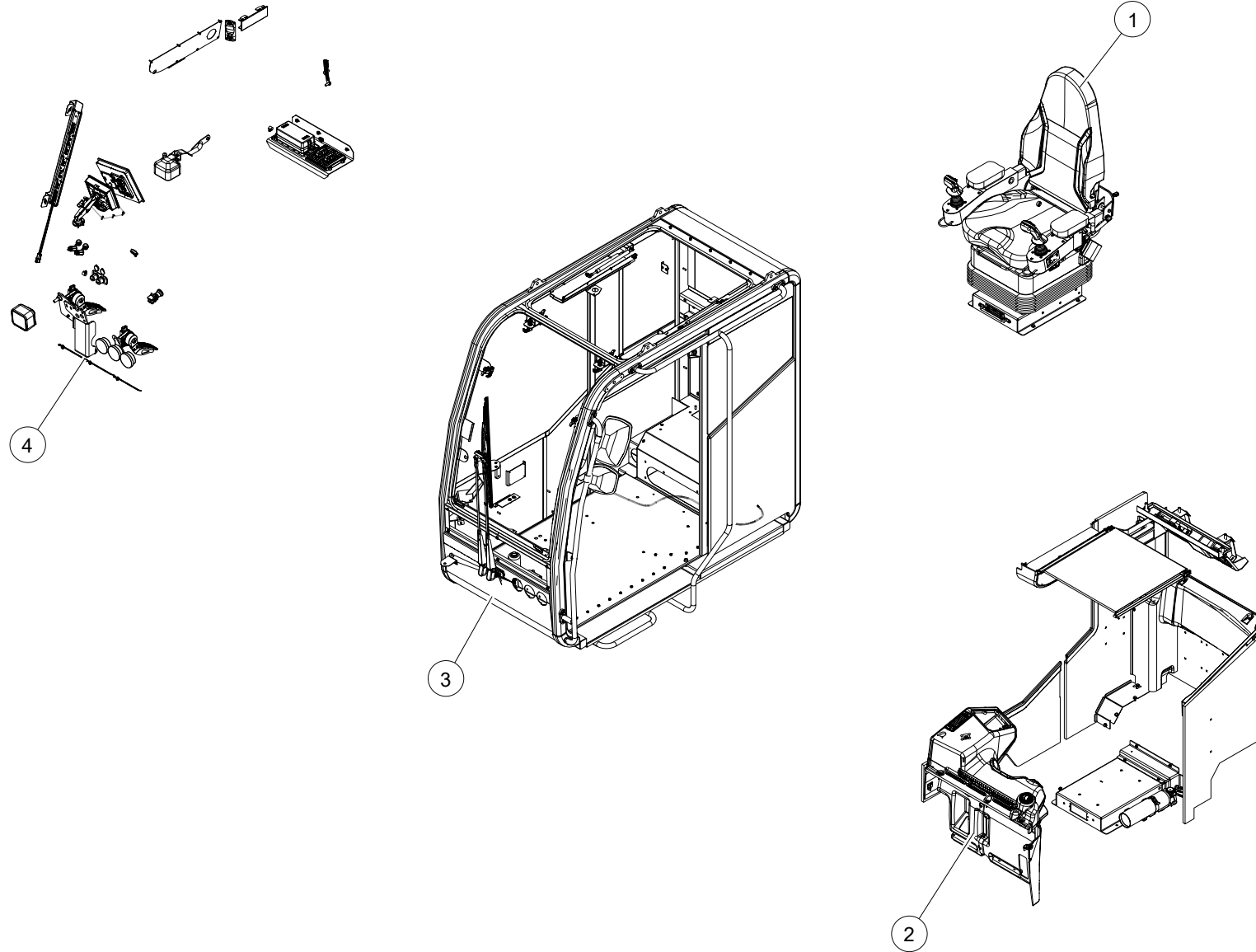
ITEM	PART NUMBER	DESCRIPTION	QUANTITY	NOTES
	<b>1027156</b>	<b>CTWT ASSY, 4000 LB W/O AUX WINCH</b>		
1	HHCS-F750F008M0	HEX HEAD CAP SCREW, 3/4-16 X 6 LEN, GR8, MA	4	
2	WSH2-X7500008Z0	SAE WASHER, 3/4, GR8, ZN	8	
3	718F0533	SLAB WELDMENT	1	
4	<b>T132398</b>	COUNTERWEIGHT ASSY, 3000 LBS	1	SEE PAGE 104
5	NUT3-F7500008M0	NYLON LOCK NUT, 3/4-16, GR8, MA	4	

WHEN ORDERING PARTS, SPECIFY MODEL NUMBER, SERIAL NUMBER AND DESCRIPTION OF PARTS REQUIRED

**PAGE INTENTIONALLY LEFT BLANK**

**CAB**

# CAB, UPPER S-PACE OPERATOR



WHEN ORDERING PARTS, SPECIFY MODEL NUMBER, SERIAL NUMBER AND DESCRIPTION OF PARTS REQUIRED

## CAB, UPPER S-PACE OPERATOR

---

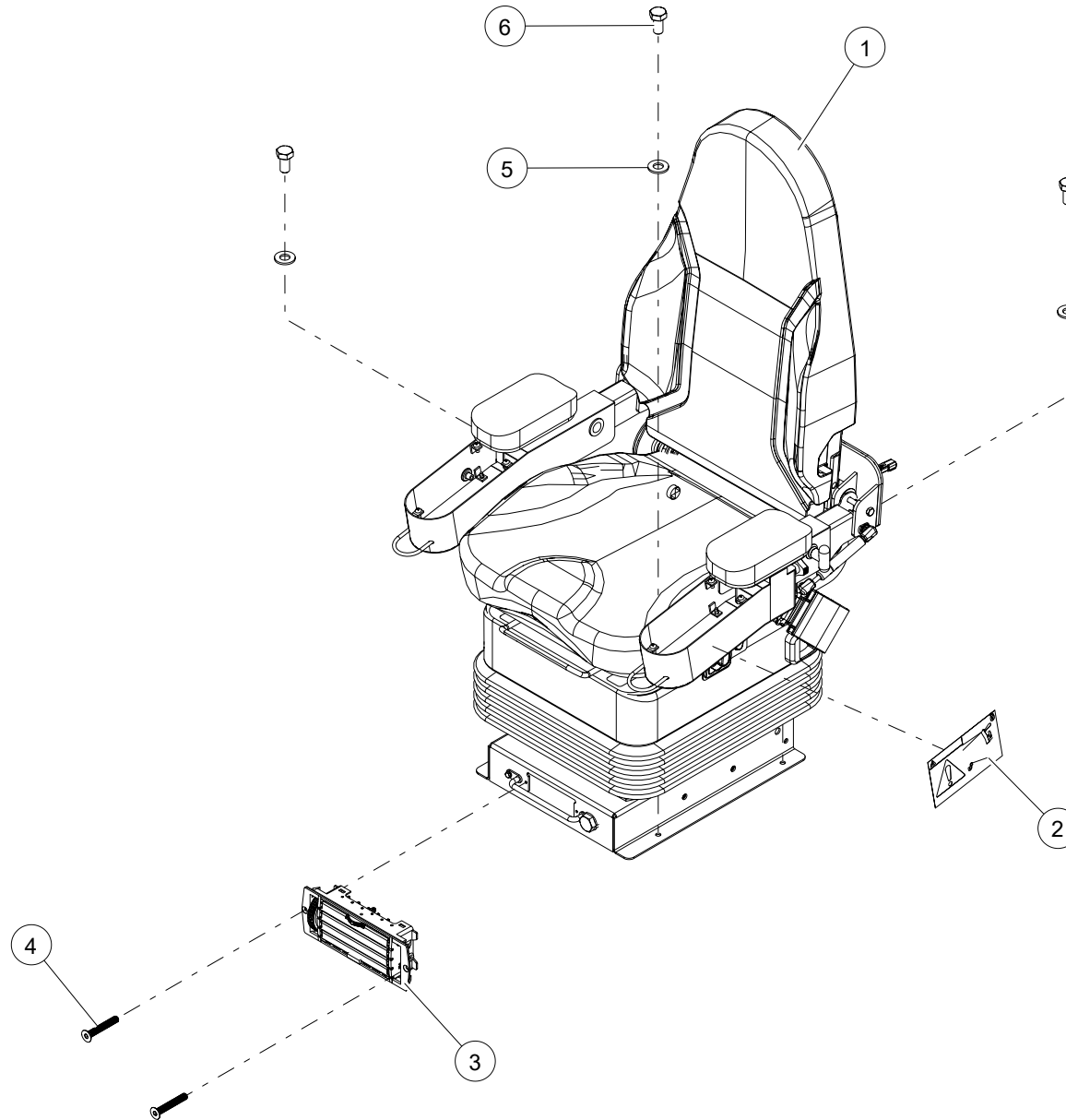
ITEM	PART NUMBER	DESCRIPTION	QUANTITY	NOTES
	<b>1031096</b>	<b>CAB, UPPER S-PACE OPERATOR</b>		
1	<b>1025700</b>	SEAT INSTALLATION	1	SEE PAGE 122
2	<b>1035053</b>	CAB INTERIOR INSTALLATION	1	SEE PAGE 126
3	<b>1035037</b>	CAB SUPPLIER ASSEMBLY	1	SEE PAGE 140
4	<b>1027132</b>	CAB ELECTRICAL INSTLALLATION	1	SEE PAGE 172
5*	1039806	HARNESS IN CAB	1	

\* ITEM NOT SHOWN IN THE ILLUSTRATION

---

WHEN ORDERING PARTS, SPECIFY MODEL NUMBER, SERIAL NUMBER AND DESCRIPTION OF PARTS REQUIRED

# SEAT INSTALLATION



WHEN ORDERING PARTS, SPECIFY MODEL NUMBER, SERIAL NUMBER AND DESCRIPTION OF PARTS REQUIRED

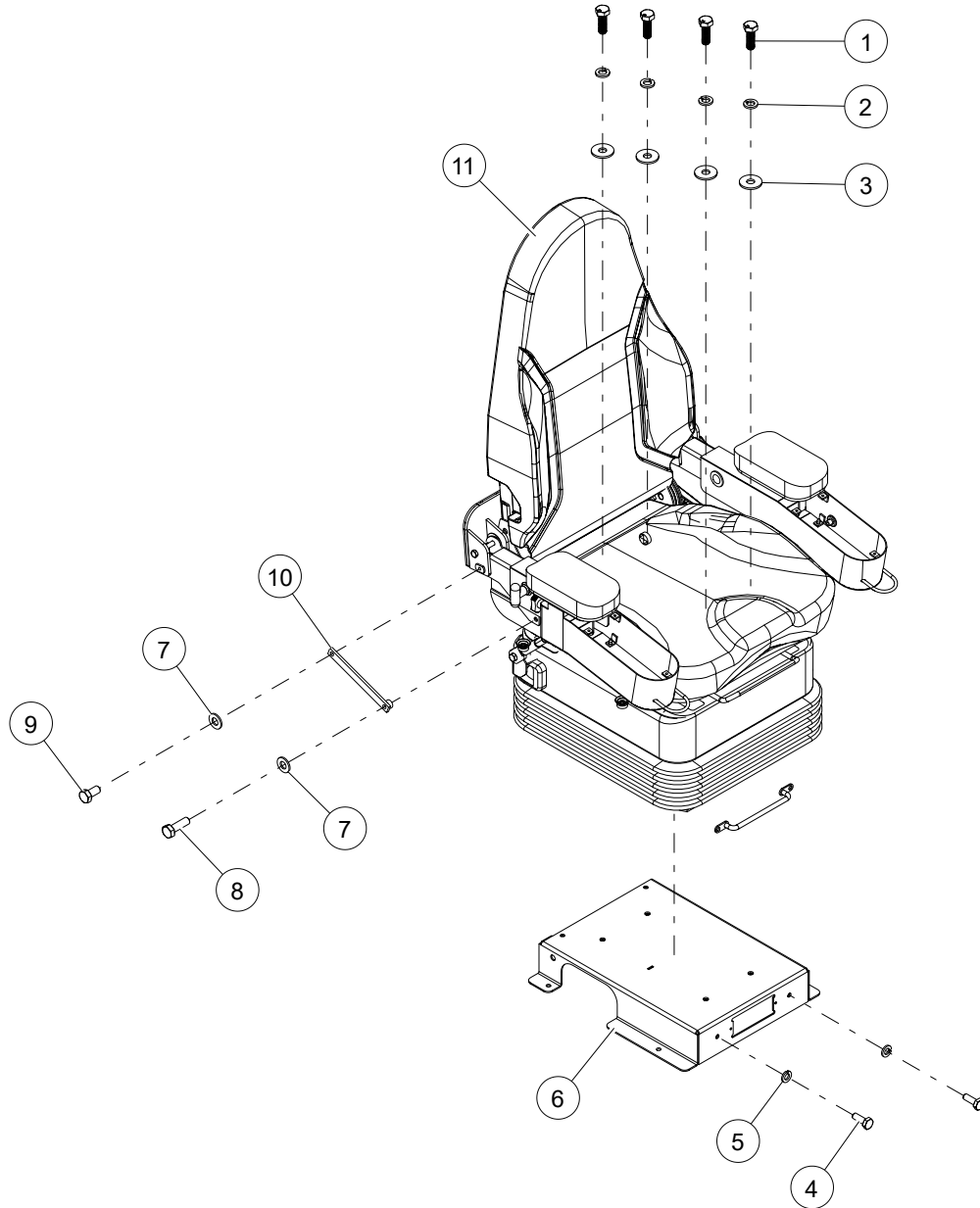
## SEAT INSTALLATION

---

ITEM	PART NUMBER	DESCRIPTION	QUANTITY	NOTES
	<b>1025700</b>	<b>SEAT INSTALLATION</b>		
1	T122274	SEAT, OPERATOR	1	SEE PAGE 124
2	T144774	DECAL - SEAT ARM	1	
3	T111909	VENT, LOUVERED RECTANGULAR	1	
4	SH02-M305020QZ0	SCR, SHFHS M3-0.5 X 20, ZINC, CLASS 10.9	2	
5	WSH2-X3130008Z0	SAE WASHER, 5/16, GR8, ZN	3	
6	HHCS-C3136258Z0	HEX HEAD CAP SCREW, 5/16-18 X 5/8 LEN, GR8, ZN	3	

---

WHEN ORDERING PARTS, SPECIFY MODEL NUMBER, SERIAL NUMBER AND DESCRIPTION OF PARTS REQUIRED

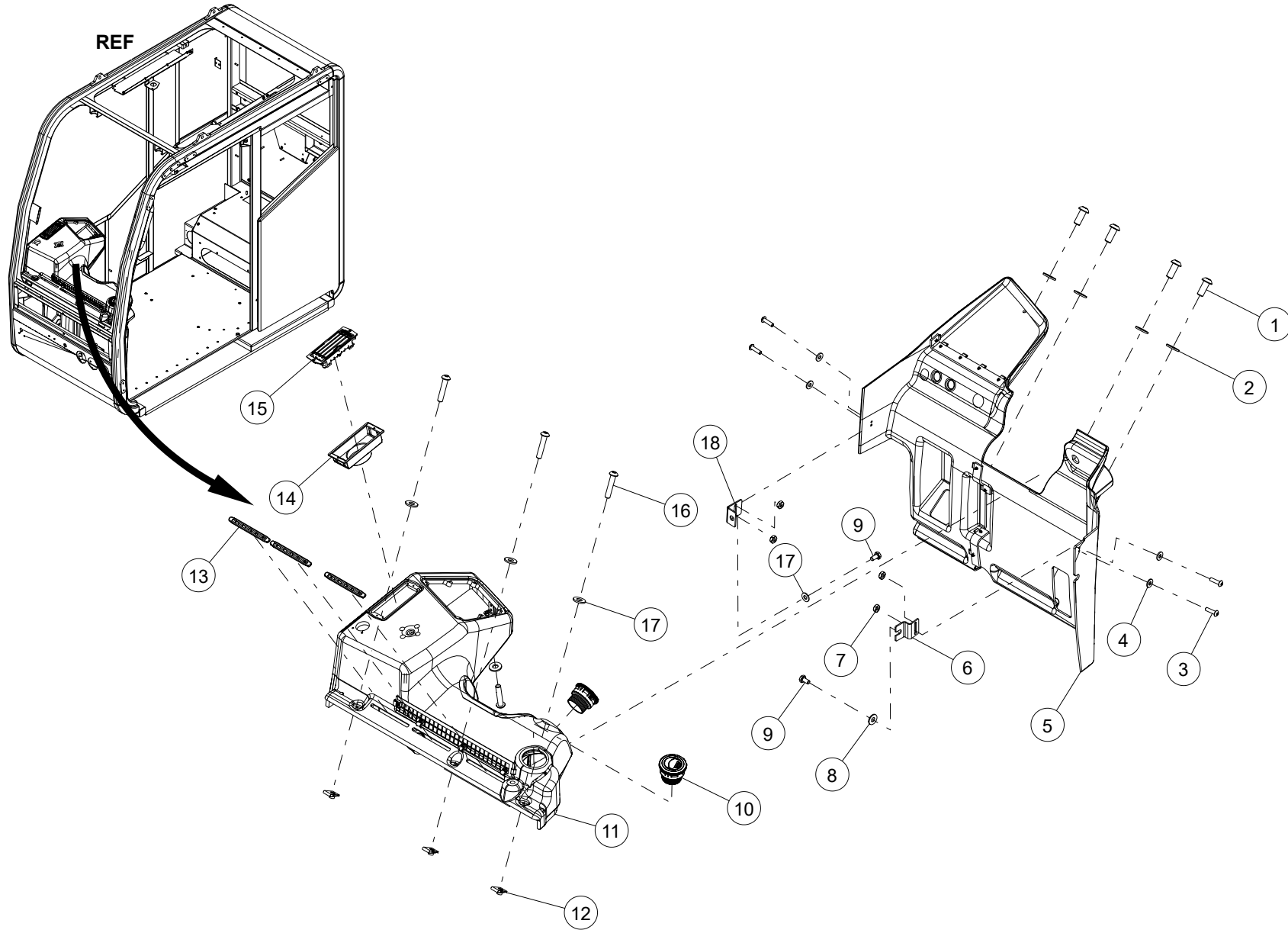


WHEN ORDERING PARTS, SPECIFY MODEL NUMBER, SERIAL NUMBER AND DESCRIPTION OF PARTS REQUIRED

## SEAT, OPERATOR

ITEM	PART NUMBER	DESCRIPTION	QUANTITY	NOTES
	<b>T122274</b>	<b>SEAT, OPERATOR</b>		
1	HHCS-M08B025PZ0	SCR, HHCS M8-1.25 X 25 FT, ST Z 8.8	4	
2	WSH4-X08B000XZ0	WSH, LOCK, SPLT M8 D127B, ST Z	4	
3	WSH3-X08B000XZ0	WASHER, FENDER, M8, STEEL, ZINC PLATED	4	
4	HHCS-M06A016PZ0	HEX HEAD CAP SCREW, M6-1X16, C8.8	2	
5	WSH4-X06A000XZ0	WSH, LOCK, SPLT M6 D127B, ST Z	2	
6	T121531	RISER, SEAT	1	
7	WSH1-X3130002Z0	WASHER, 5/16, GR2, ZN	2	
8	HHCS-C313A005Z1	HEX HEAD CAP SCREW, 5/16-18 X 1 LEN, GR5, ZN, FULL THREAD	1	
9	HHCS-C3136255Z0	HEX HEAD CAP SCREW, 5/16-18 X 5/8 LEN, GR5, ZN	1	
10	T128560	BRACE, ARMREST	1	
11	T122274	SEAT, OPERATOR	1	

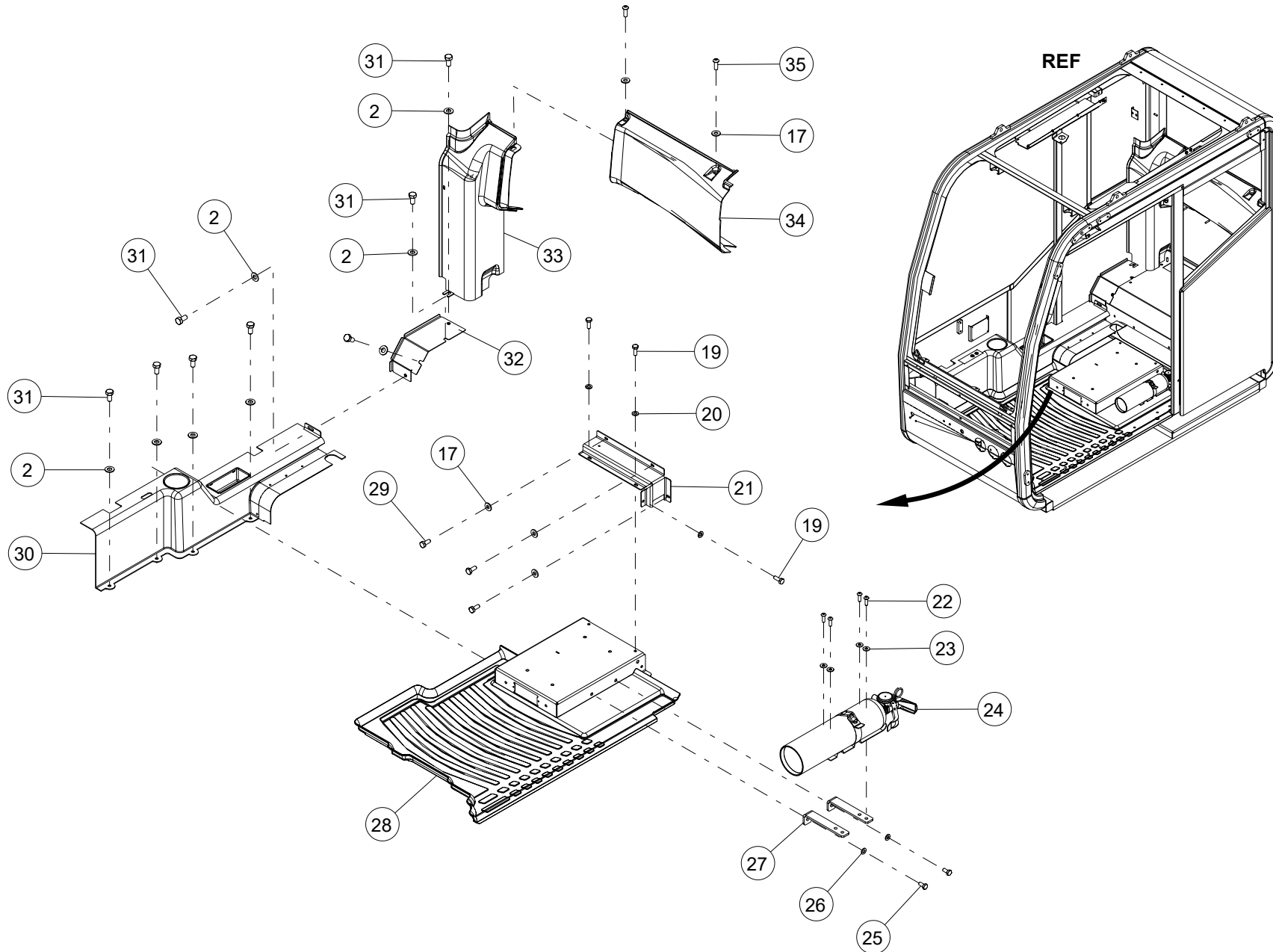
WHEN ORDERING PARTS, SPECIFY MODEL NUMBER, SERIAL NUMBER AND DESCRIPTION OF PARTS REQUIRED



WHEN ORDERING PARTS, SPECIFY MODEL NUMBER, SERIAL NUMBER AND DESCRIPTION OF PARTS REQUIRED

ITEM	PART NUMBER	DESCRIPTION	QUANTITY	NOTES
	<b>1035053</b>	<b>CAB INTERIOR INSTALLATION</b>		
1	SH03-C313750ZZ0	SHCS BUTTON HEAD, 5/16-18 X 3/4 LEN, ZN	4	
2	WSH2-X3130008Z0	SAE WASHER, 5/16, GR8, ZN	4	Total 15 in CAB INTERIOR INSTALLATION
3	SH03-C164625ZZ0	SHCS BUTTON HEAD, 8-32 X 5/8 LEN, ZN	4	
4	WSH2-X1640008Z0	SAE WASHER, #8, GR8, ZN	4	Total 7 in CAB INTERIOR INSTALLATION
5	T150362	DASH. LOWER	1	
6	T111791	BRACKET, DASH	1	
7	C1046316	HEX NUT, #8-32	4	
8	WSH3-X2500008Z0	FENDER WASHER, 1/4, GR8, ZN	1	
9	HHCS-C2505008Z0	HEX HEAD CAP SCREW, 1/4-20 X 1/2 LEN, GR8, ZN	2	
10	T111895	VENT, CIRCULAR LOUVERED	2	Total 3 in CAB INTERIOR INSTALLATION
11	<b>T109402</b>	FRONT UPPER DASH SUB ASSY	1	SEE PAGE 136
12	C1046121	NUT, CLIP ON 1/4-20	3	Total 9 in CAB INTERIOR INSTALLATION
13	T111910	VENT, DEFROST	3	
14	T111908	ADAPTER, HOSE RECTANGULAR VENT	1	
15	T111909	VENT, LOUVERED RECTANGULAR	1	
16	SH03-C250A25ZZ0	SHCS BUTTON HEAD, 1/4-20 X 1 1/4 LEN, ZN	4	
17	WSH2-X2500008Z0	SAE WASHER, 1/4, GR8, ZN	5	Total 18 in CAB INTERIOR INSTALLATION
18	T111792	BRACKET, DASH	1	

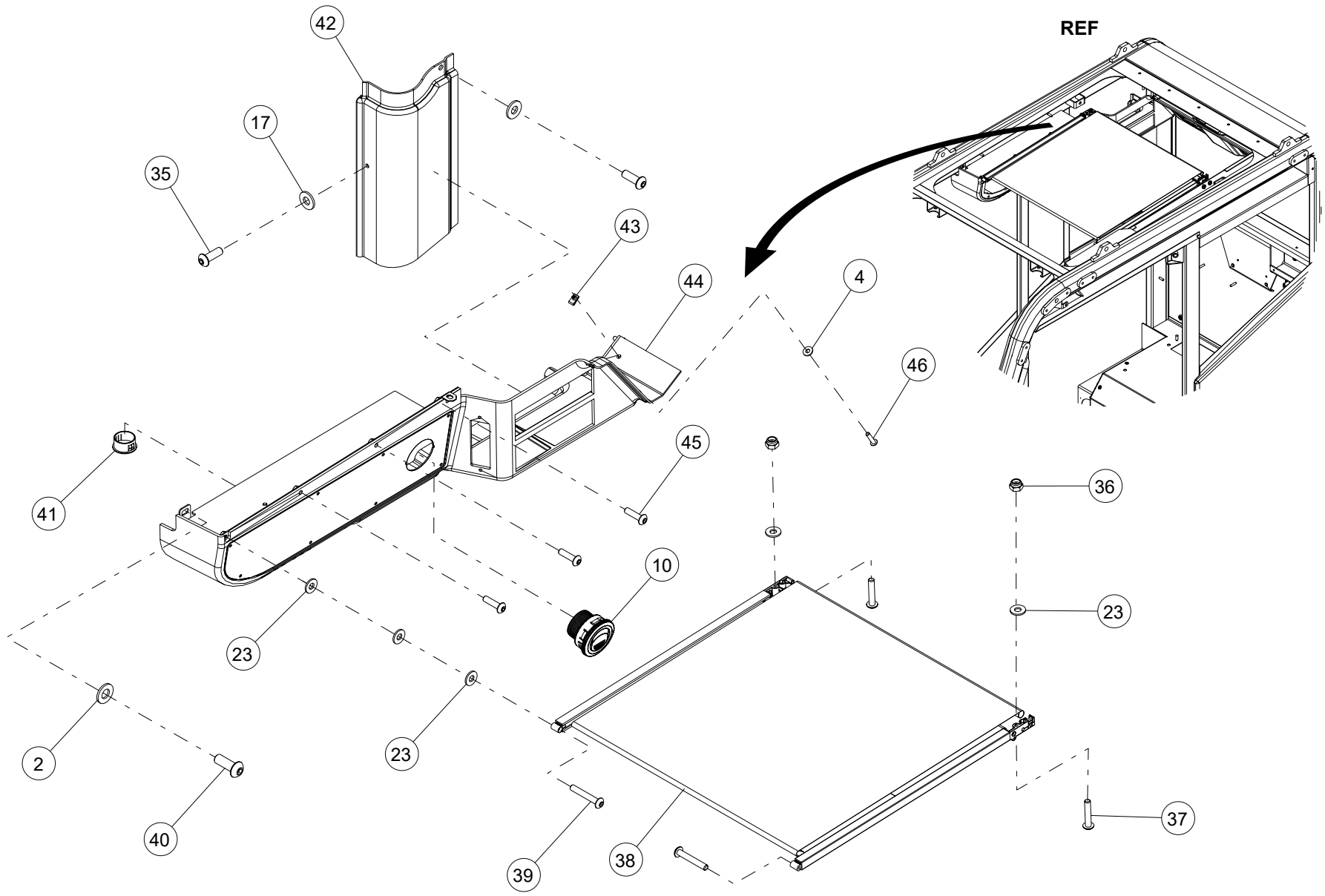
WHEN ORDERING PARTS, SPECIFY MODEL NUMBER, SERIAL NUMBER AND DESCRIPTION OF PARTS REQUIRED



WHEN ORDERING PARTS, SPECIFY MODEL NUMBER, SERIAL NUMBER AND DESCRIPTION OF PARTS REQUIRED

ITEM	PART NUMBER	DESCRIPTION	QUANTITY	NOTES
	<b>1035053</b>	<b>CAB INTERIOR INSTALLATION</b>		
19	HHCS-M06A016PZ0	HEX HEAD CAP SCREW, M6-1X16, C8.8	3	
20	WSH1-X06A000XZ0	WASHER, M6, STEEL, ZINC PLATED	3	
21	1035052	PLATE, COVER	1	
22	SH03-C190625ZZ0	SHCS BUTTON HEAD, 10-24 X 5/8 LEN, ZN	4	
23	WSH2-X1900008Z0	SAE WASHER, #10, GR8, ZN	4	Total 11 in CAB INTERIOR INSTALLATION
24	1222-217	FIRE EXTINGUISHER	1	
25	HHCS-M08B016PZ0	HEX HEAD CAPS SCREW, M8-1.25X16, C8.8	2	
26	WSH1-X08B000XZ0	WASHER, M8, STEEL, ZINC PLATED	2	
27	T111864	BRACKET FIRE EXTINGUISHER	2	
28	T130275	FLOOR MAT	1	
29	HHCS-C2506258Z0	HEX HEAD CAP SCREW, 1/4-20 X 5/8 LEN, GR8, ZN	3	
30	<b>T111775</b>	CONSOLE, LOWER RIGHT	1	SEE PAGE 138
31	HHCS-C3136258Z0	HEX HEAD CAP SCREW, 5/16-18 X 5/8 LEN, GR8, ZN	8	
32	T123712	COVER, HARNESS	1	
33	T146685	CORNER, RIGHT REAR	1	
34	T150363	COVER, LOWER REAR	1	
35	SH03-C250750ZZ0	SHCS BUTTON HEAD, 1/4-20 X 3/4 LEN, ZN	2	Total 10 in CAB INTERIOR INSTALLATION

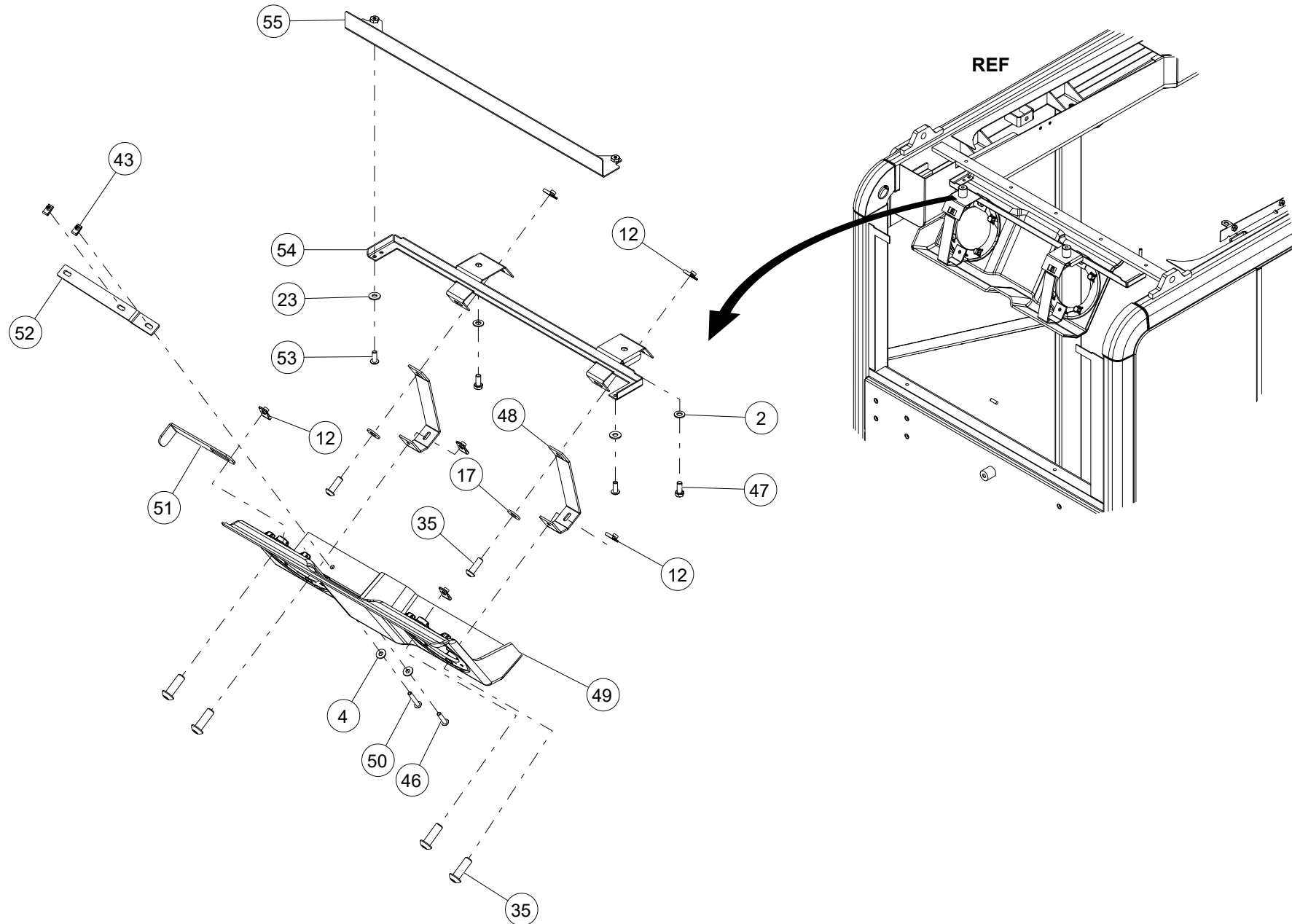
WHEN ORDERING PARTS, SPECIFY MODEL NUMBER, SERIAL NUMBER AND DESCRIPTION OF PARTS REQUIRED



WHEN ORDERING PARTS, SPECIFY MODEL NUMBER, SERIAL NUMBER AND DESCRIPTION OF PARTS REQUIRED

ITEM	PART NUMBER	DESCRIPTION	QUANTITY	NOTES
	<b>1035053</b>	<b>CAB INTERIOR INSTALLATION</b>		
36	C1046135	#10-24, HEX NYLON INSERT LOCKNUT	2	
37	SH03-C190A00ZZ0	SHCS BUTTON HEAD, 10-24 X 1 LEN, ZN	2	
38	T135211	SUN SHADE	1	
39	SH03-C190A25ZZ0	SHCS BUTTON HEAD, 10-24 X 1 1/4 LEN, ZN	2	
40	SH03-C313875ZZ0	SHCS BUTTON HEAD, 5/16-18 X 7/8 LEN, ZN	1	
41	T105183	PLUG, RIGID PLASTIC	1	
42	T111904	CORNER, RIGHT REAR	1	
43	C1046117	NUT, CLIP ON #8-32	1	Total 3 in CAB INTERIOR INSTALLATION
44	C1049255	CONSOLE, RIGHT UPPER	1	
45	SH03-C190750ZZ0	SHCS BUTTON HEAD, 10-24 X 3/4 LEN, ZN	3	
46	SH03-C164750ZZ0	SHCS BUTTON HEAD, 8-32 X 3/4 LEN, ZN	1	Total 2 in CAB INTERIOR INSTALLATION

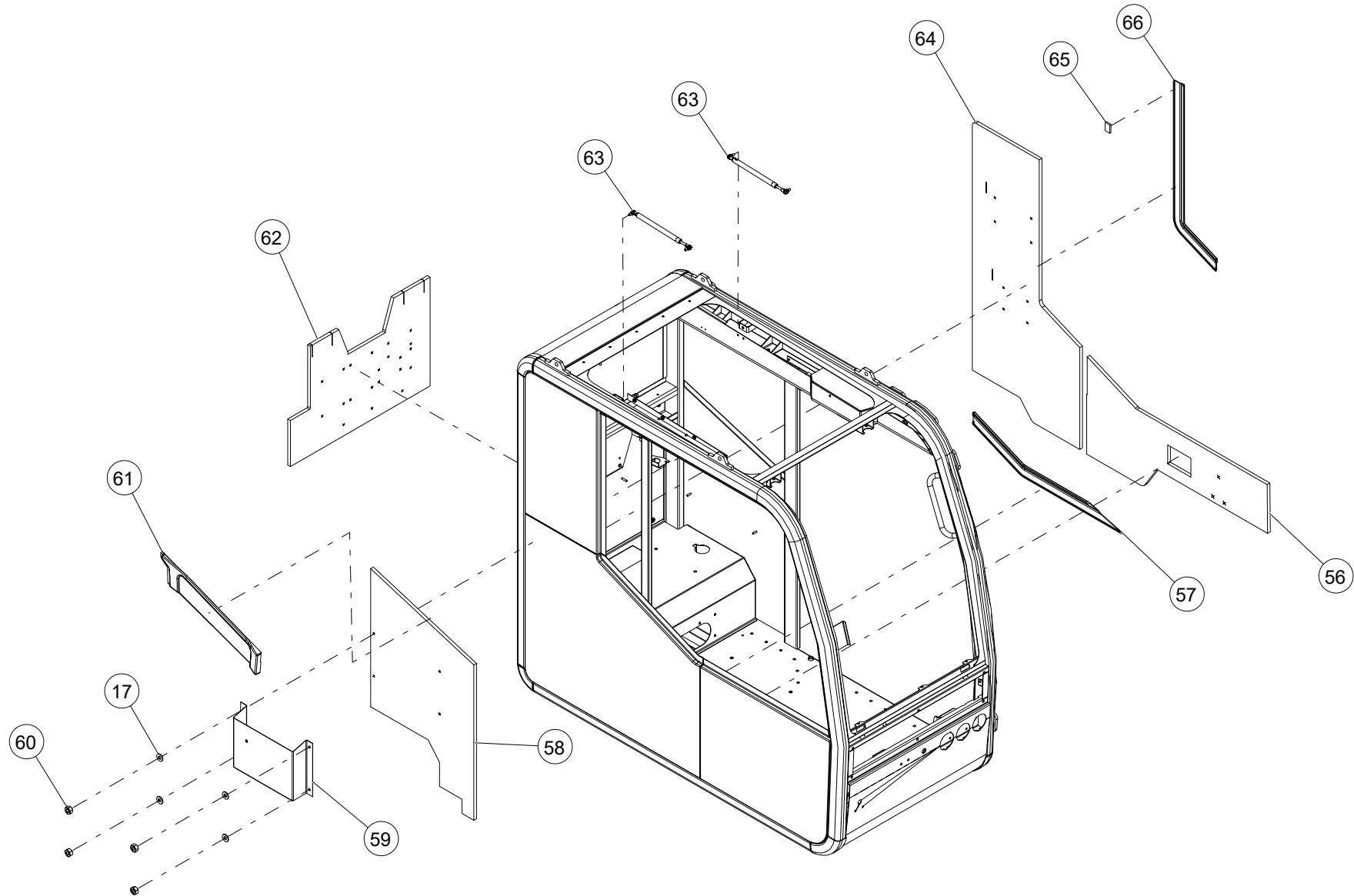
WHEN ORDERING PARTS, SPECIFY MODEL NUMBER, SERIAL NUMBER AND DESCRIPTION OF PARTS REQUIRED



WHEN ORDERING PARTS, SPECIFY MODEL NUMBER, SERIAL NUMBER AND DESCRIPTION OF PARTS REQUIRED

<b>ITEM</b>	<b>PART NUMBER</b>	<b>DESCRIPTION</b>	<b>QUANTITY</b>	<b>NOTES</b>
	<b>1035053</b>	<b>CAB INTERIOR INSTALLATION</b>		
47	HHCS-C3137508Z0	HEX HEAD CAP SCREW, 5/16-18 X 3/4 LEN, GR8, ZN	2	
48	T111782	BRACKET, SPEAKER MOUNTING	2	
49	T111906	COVER, UPPER REAR	1	
50	SH03-C164A00ZZ0	SHCS BUTTON HEAD, 8-32 X 1 LEN, ZN	1	
51	T111781	BRACKET, MOUNTING	1	
52	T106775	BRACKET, PLASTIC MOUNTING	1	
53	SH03-C190500ZZ0	SHCS BUTTON HEAD, 10-24 X 1/2 LEN, ZN	2	
54	T111939	BRACKET, SPEAKER	1	
55	T142535	BRACKET, WELDMENT	1	

WHEN ORDERING PARTS, SPECIFY MODEL NUMBER, SERIAL NUMBER AND DESCRIPTION OF PARTS REQUIRED

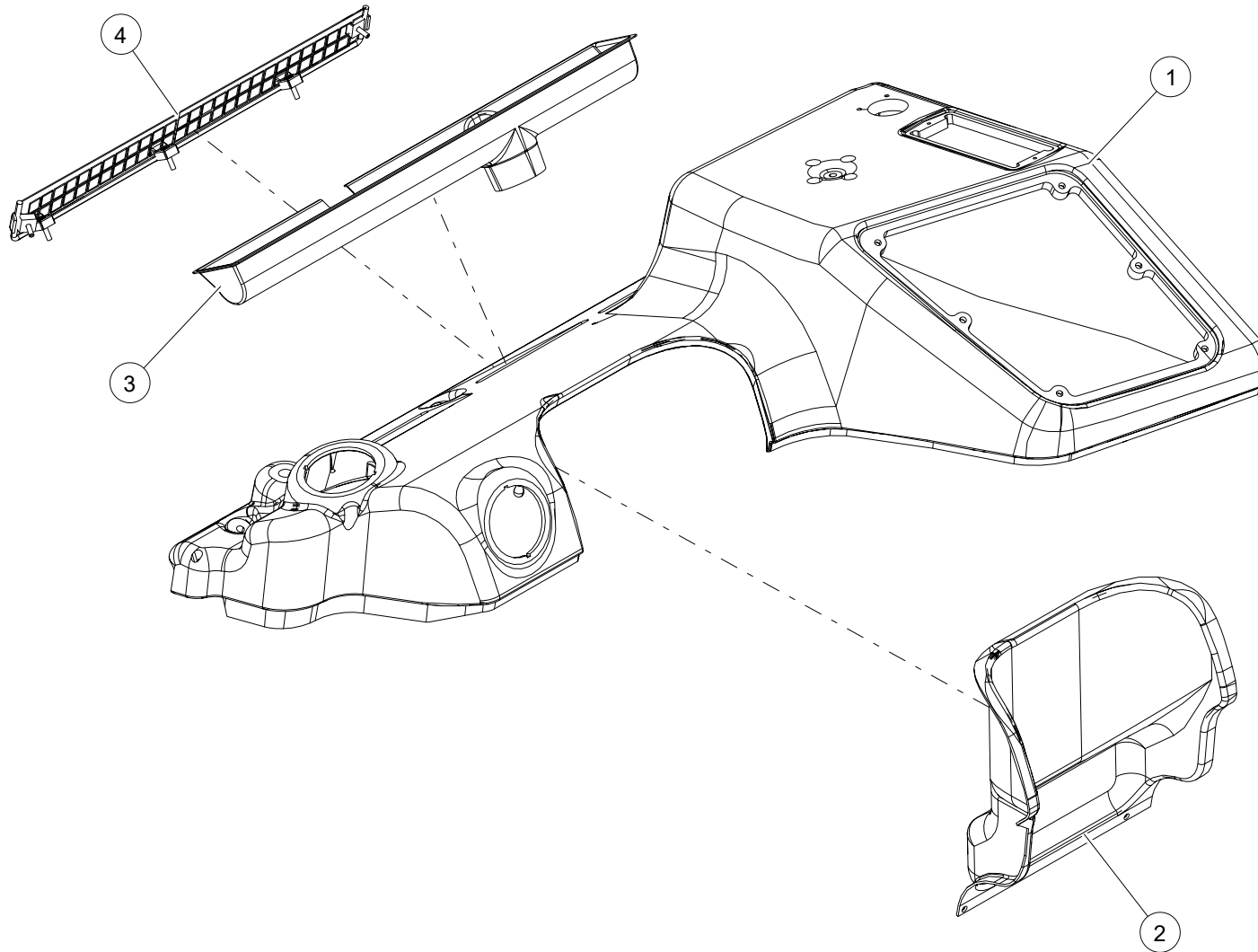


WHEN ORDERING PARTS, SPECIFY MODEL NUMBER, SERIAL NUMBER AND DESCRIPTION OF PARTS REQUIRED

ITEM	PART NUMBER	DESCRIPTION	QUANTITY	NOTES
	<b>1035053</b>	<b>CAB INTERIOR INSTALLATION</b>		
56	T120291	INSULATION, RIGHT FRONT	1	
57	T111899	TRIM, RIGHT FRONT WINDOW	1	
58	C1049257	INSULATION, LEFT SIDE	1	
59	T141102	MANUAL BOX	1	
60	NUT1-C2500008Z0	HEX NUT, 1/4-20, GR8, ZN	4	
61	T150364	TRIM, LEFT REAR	1	
62	T109364	INSULATION, REAR	1	
63	C1047958	CYLINDER, ROOF LIFTING GAS	2	
64	T120290	INSULATION, RIGHT REAR	1	
65	T111902	VELCRO	1	
66	T111900	TRIM, RIGHT REAR WINDOW	1	

WHEN ORDERING PARTS, SPECIFY MODEL NUMBER, SERIAL NUMBER AND DESCRIPTION OF PARTS REQUIRED

# FRONT UPPER DASH SUB ASSEMBLY



WHEN ORDERING PARTS, SPECIFY MODEL NUMBER, SERIAL NUMBER AND DESCRIPTION OF PARTS REQUIRED

## FRONT UPPER DASH SUB ASSEMBLY

---

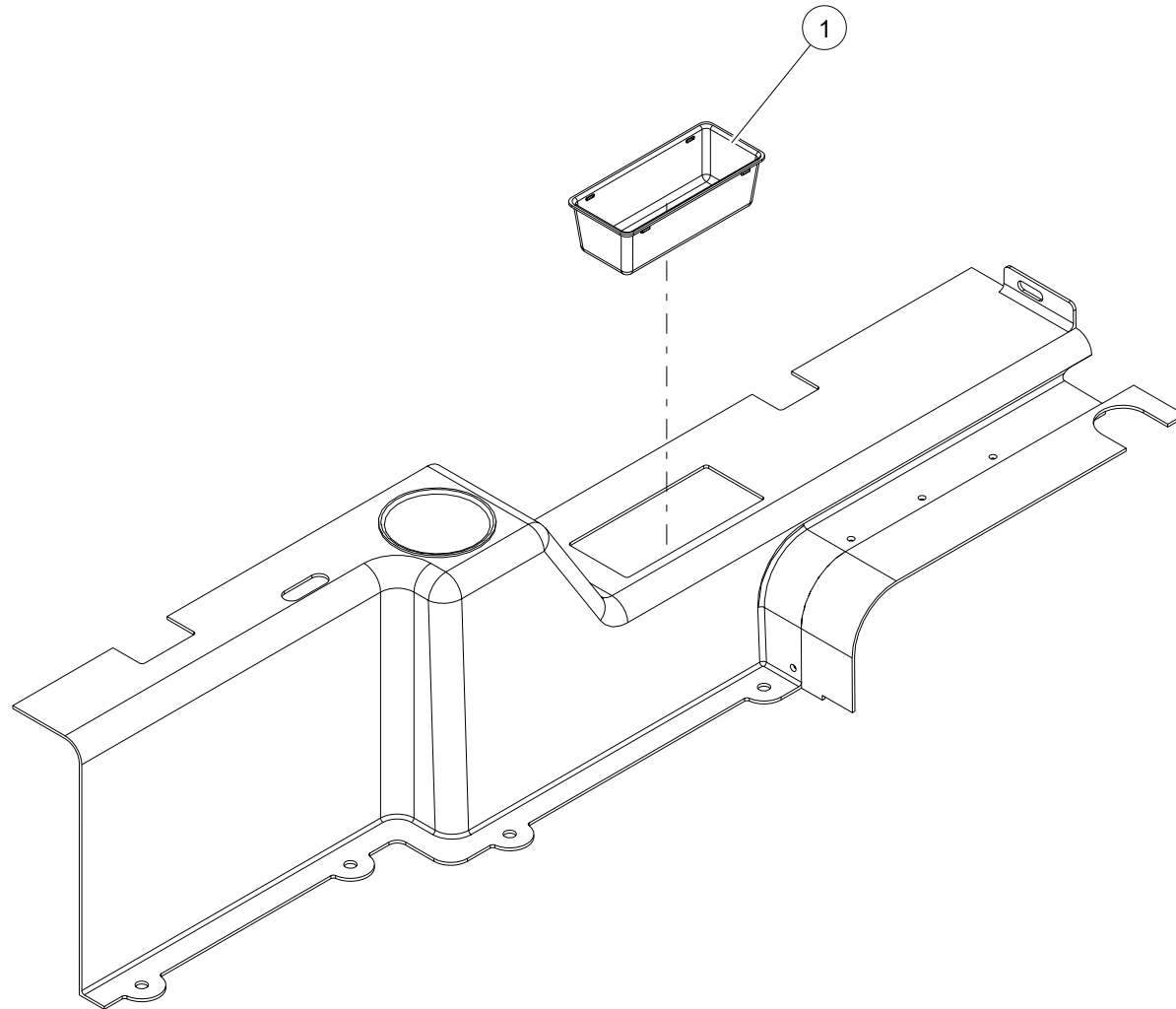
ITEM	PART NUMBER	DESCRIPTION	QUANTITY	NOTES
	<b>T109402</b>	<b>FRONT UPPER DASH SUB ASSEMBLY</b>		
1	T106050	DASH, FRONT UPPER	1	
2	T111879	COVER, DASH	1	
3	T126975	ADAPTER, DEFROST	1	
4	T111863	NET, DASH	1	

---

WHEN ORDERING PARTS, SPECIFY MODEL NUMBER, SERIAL NUMBER AND DESCRIPTION OF PARTS REQUIRED

## CONSOLE, LOWER RIGHT

---



WHEN ORDERING PARTS, SPECIFY MODEL NUMBER, SERIAL NUMBER AND DESCRIPTION OF PARTS REQUIRED

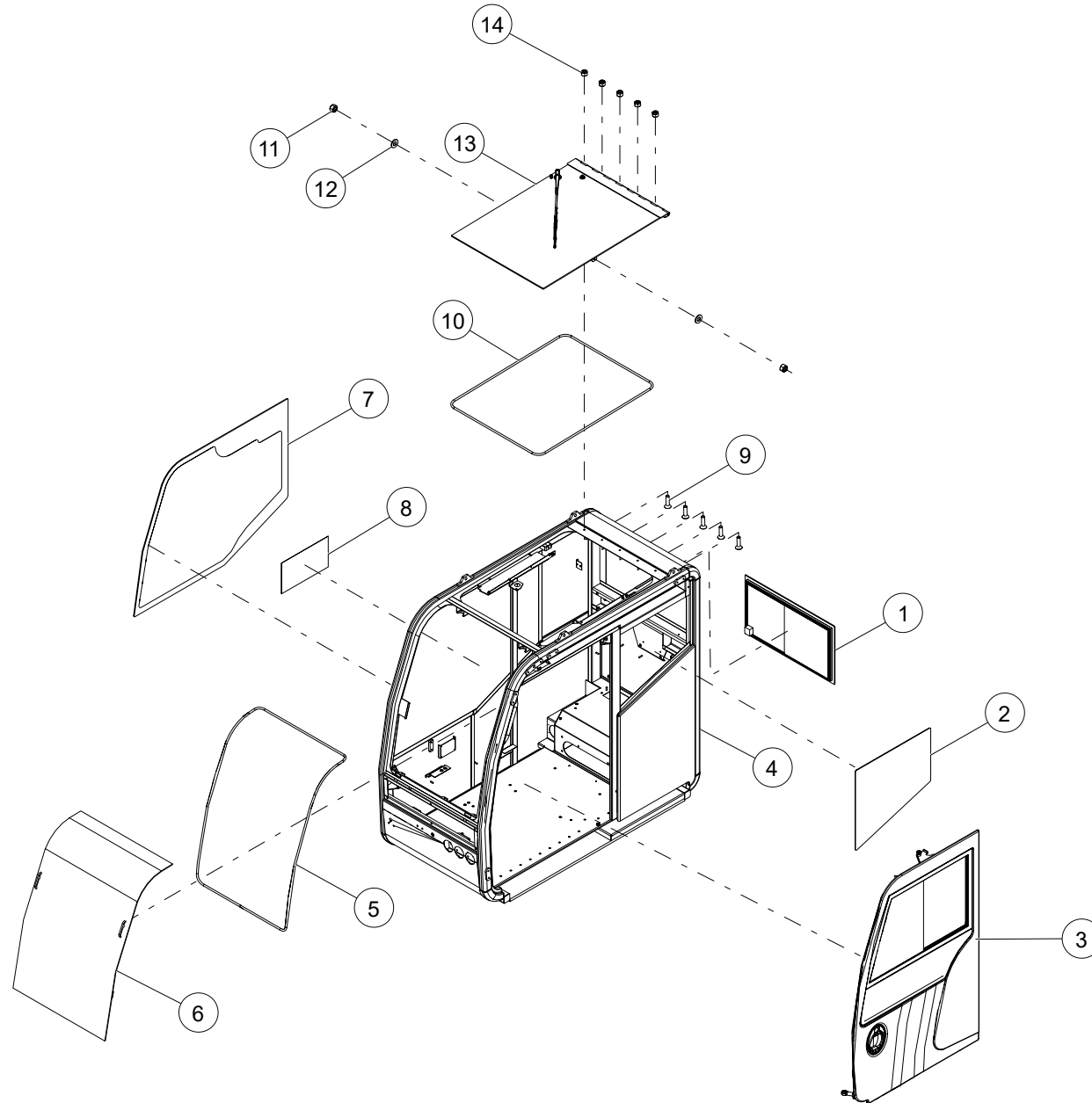
## CONSOLE, LOWER RIGHT

---

ITEM	PART NUMBER	DESCRIPTION	QUANTITY	NOTES
	T111775	<b>CONSOLE, LOWER RIGHT</b>		
1	T137004	TRAY, RECTANGULAR	1	

---

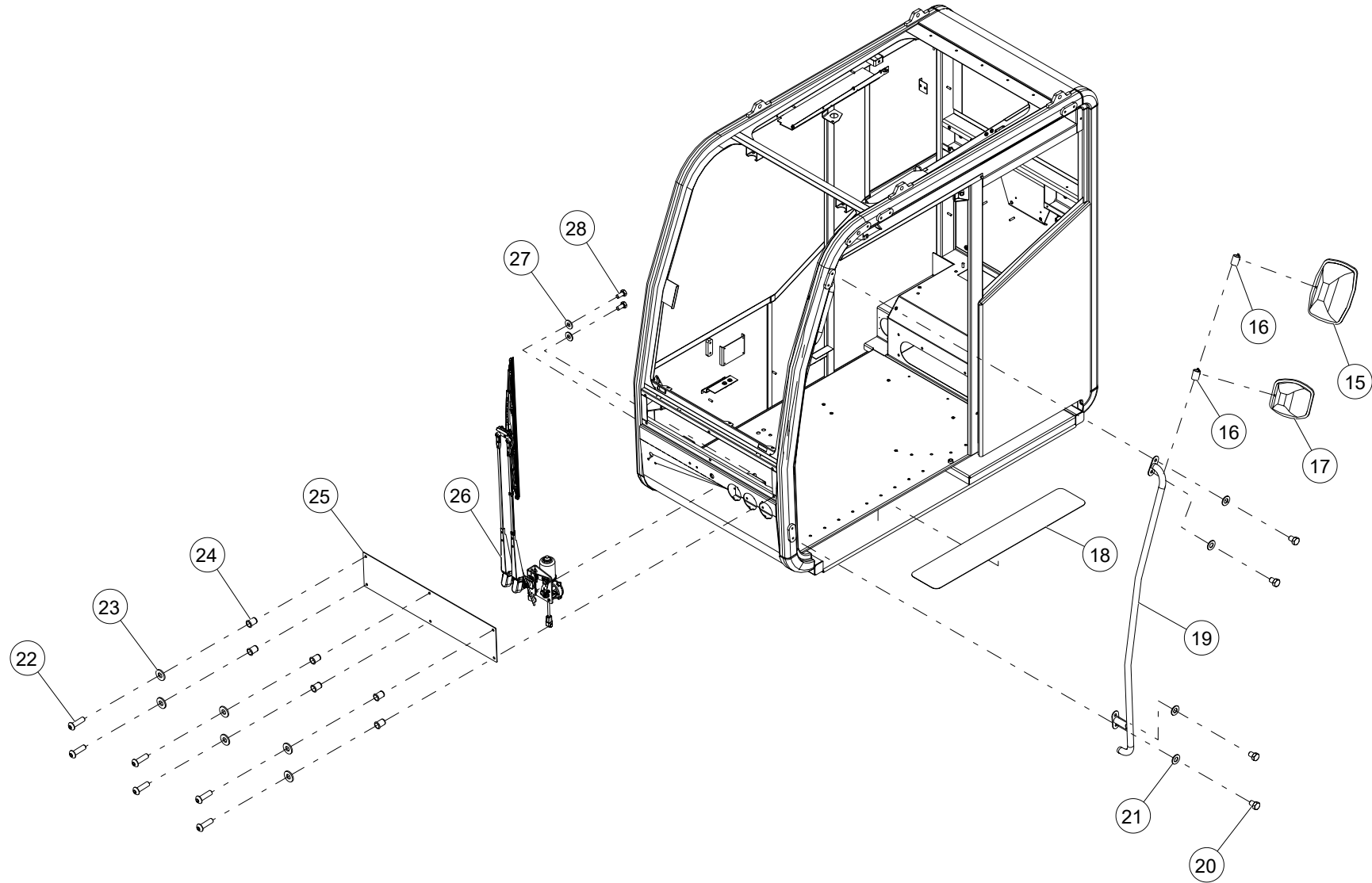
WHEN ORDERING PARTS, SPECIFY MODEL NUMBER, SERIAL NUMBER AND DESCRIPTION OF PARTS REQUIRED



WHEN ORDERING PARTS, SPECIFY MODEL NUMBER, SERIAL NUMBER AND DESCRIPTION OF PARTS REQUIRED

ITEM	PART NUMBER	DESCRIPTION	QUANTITY	NOTES
	<b>1035037</b>	<b>CAB SUPPLIER ASSEMBLY</b>		
1	T111952	WINDOW, REAR	1	
2	T111953	GLASS LEFT REAR	1	
3	<b>T111882</b>	DOOR ASSY	1	SEE PAGE 154
4	1035036	CAB FRAME WELDMENT	1	
5	T135614-3845	SEAL, BULB	1	
6	<b>1040217</b>	WINDSHIELD, FRONT	1	SEE PAGE 162
7	12400-1513	DECAL, WINDOW	1	
8	T125247	GLASS, RIGHT SIDE	1	
9	SH02-C250A00BB0	SHCS C'SUNK HEAD, 1/4-20 X 1 LEN, BO	5	
10	T135614-3360	SEAL, BULB	1	
11	NUT3-C3130008Z0	NYLON LOCK NUT, 5/16-18, GR8, ZN	2	Total 6 in CAB SUPPLIER ASSEMBLY
12	WSH1-X3130008Z0	WASHER, 5/16, GR8, ZN	2	Total 11 in CAB SUPPLIER ASSEMBLY
13	<b>1043876</b>	ROOF HATCH ASSY	1	SEE PAGE 164
14	NUT3-C2500008Z0	NYLON LOCK NUT, 1/4-20, GR8, ZN	5	Total 6 in CAB SUPPLIER ASSEMBLY

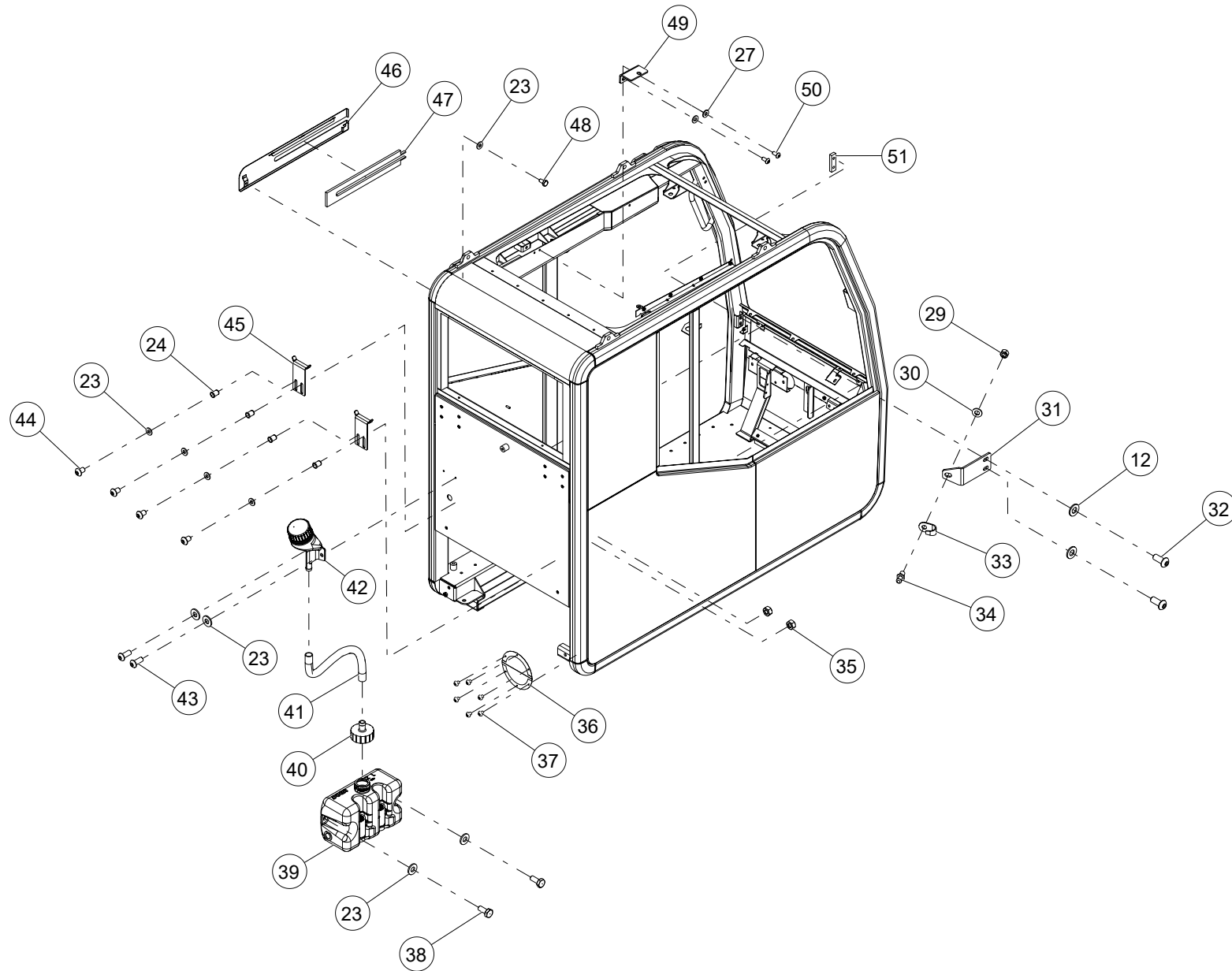
WHEN ORDERING PARTS, SPECIFY MODEL NUMBER, SERIAL NUMBER AND DESCRIPTION OF PARTS REQUIRED



WHEN ORDERING PARTS, SPECIFY MODEL NUMBER, SERIAL NUMBER AND DESCRIPTION OF PARTS REQUIRED

ITEM	PART NUMBER	DESCRIPTION	QUANTITY	NOTES
	<b>1035037</b>	<b>CAB SUPPLIER ASSEMBLY</b>		
15	T111920	MIRROR, UPPER	1	
16	T111922	MIRROR MOUNT KIT	2	
17	T111921	MIRROR, LOWER	1	
18	T106773	ANTI-SLIP TAPE	1	
19	T134545	HANDLE, FRONT CAB ENTRY	1	
20	HHCS-C3755008Z0	HEX HEAD CAP SCREW, 3/8-16 X 1/2 LEN, GR8, ZN	4	Total 10 in CAB SUPPLIER ASSEMBLY
21	WSH1-X3750008Z0	WASHER, 3/8, GR8, ZN	4	Total 13 in CAB SUPPLIER ASSEMBLY
22	SH03-C250875ZZ0	SHCS BUTTON HEAD, 1/4-20 X 7/8 LEN, ZN	6	
23	WSH1-X2500008Z0	WASHER, 1/4, GR8, ZN	6	Total 31 in CAB SUPPLIER ASSEMBLY
24	1043899	RVT, FLGH 1/4-20, ST	6	Total 30 in CAB SUPPLIER ASSEMBLY
25	T124357	PANEL, TEREX LOGO	1	
26	<b>T134724</b>	FRONT WIPER ASSEMBLY	1	SEE PAGE 168
27	WSH2-X1900008Z0	SAE WASHER, #10, GR8, ZN	2	Total 4 in CAB SUPPLIER ASSEMBLY
28	HHCS-C1904388Z0	HEX HEAD CAP SCREW, #10-24 X 7/16 LEN, GR8, ZN	2	

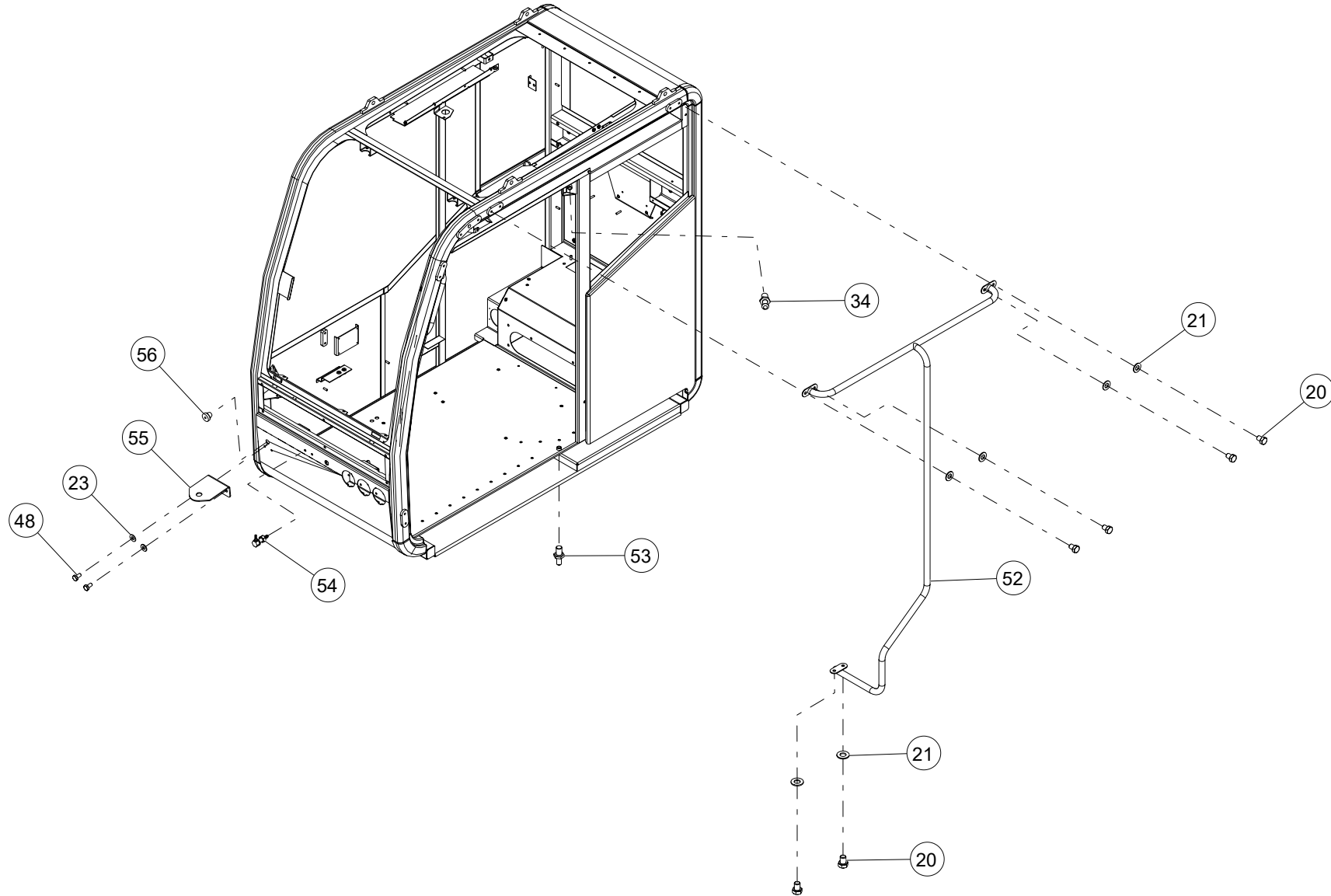
WHEN ORDERING PARTS, SPECIFY MODEL NUMBER, SERIAL NUMBER AND DESCRIPTION OF PARTS REQUIRED



WHEN ORDERING PARTS, SPECIFY MODEL NUMBER, SERIAL NUMBER AND DESCRIPTION OF PARTS REQUIRED

ITEM	PART NUMBER	DESCRIPTION	QUANTITY	NOTES
	<b>1035037</b>	<b>CAB SUPPLIER ASSEMBLY</b>		
29	NUT1-C5000008Z0	HEX NUT, 1/2-13, GR8, ZN	1	
30	WSH1-X5000008Z0	WASHER, 1/2, GR8, ZN	1	Total 2 in CAB SUPPLIER ASSEMBLY
31	T123705	PLATE, DOOR LATCH	1	
32	SH03-C313750ZZ0	SHCS BUTTON HEAD, 5/16-18 X 3/4 LEN, ZN	2	
33	T121983	BRACKET, DOOR LATCH	1	
34	T106067	STUD, DOOR STOP	1	Total 2 in CAB SUPPLIER ASSEMBLY
35	NUT1-C2500008Z0	HEX NUT, 1/4-20, GR8, ZN	2	
36	1041244	1/32" TO 3" ID SPLIT LIQUID TIGHT SEALING GROMMET	1	
37	MS09-C112125ZR0	MACHINE SCREW, 4-40 X 1/8 LEN, NF	6	
38	HHCS-C2506258Z0	HEX HEAD CAP SCREW, 1/4-20 X 5/8 LEN, GR8, ZN	2	Total 3 in CAB SUPPLIER ASSEMBLY
39	T121506	RESERVOIR, WIPER WASHER FLUID	1	
40	1041155	REMOTE WASHER RES CAP	1	
41	1041103	HOSE, WINSHIELD RESERVOIR	1	
42	1040945	WIPER RESERVOIR REFIL	1	
43	SH03-C250625ZZ0	SHCS BUTTON HEAD, 1/4-20 X 5/8 LEN, ZN	2	Total 10 in CAB SUPPLIER ASSEMBLY
44	SH03-C250375ZZ0	SHCS BUTTON HEAD, 1/4-20 X 3/8 LEN, ZN	4	
45	T140287	PLATE, FRONT GLASS REST	2	
46	T106546	COVER, DOOR	1	
47	T106080	SEAL, DOOR	1	
48	HHCS-C2505008Z0	HEX HEAD CAP SCREW, 1/4-20 X 1/2 LEN, GR8, ZN	1	Total 3 in CAB SUPPLIER ASSEMBLY
49	T142654	BRACKET, SUNSHADE MOUNTING	1	
50	SH03-C190438ZZ0	SHCS BUTTON HEAD, 10-24 X 7/16 LEN, ZN	2	
51	T121368	BLOCK, THREADED BLOCK, THREADED 5/16-18	1	

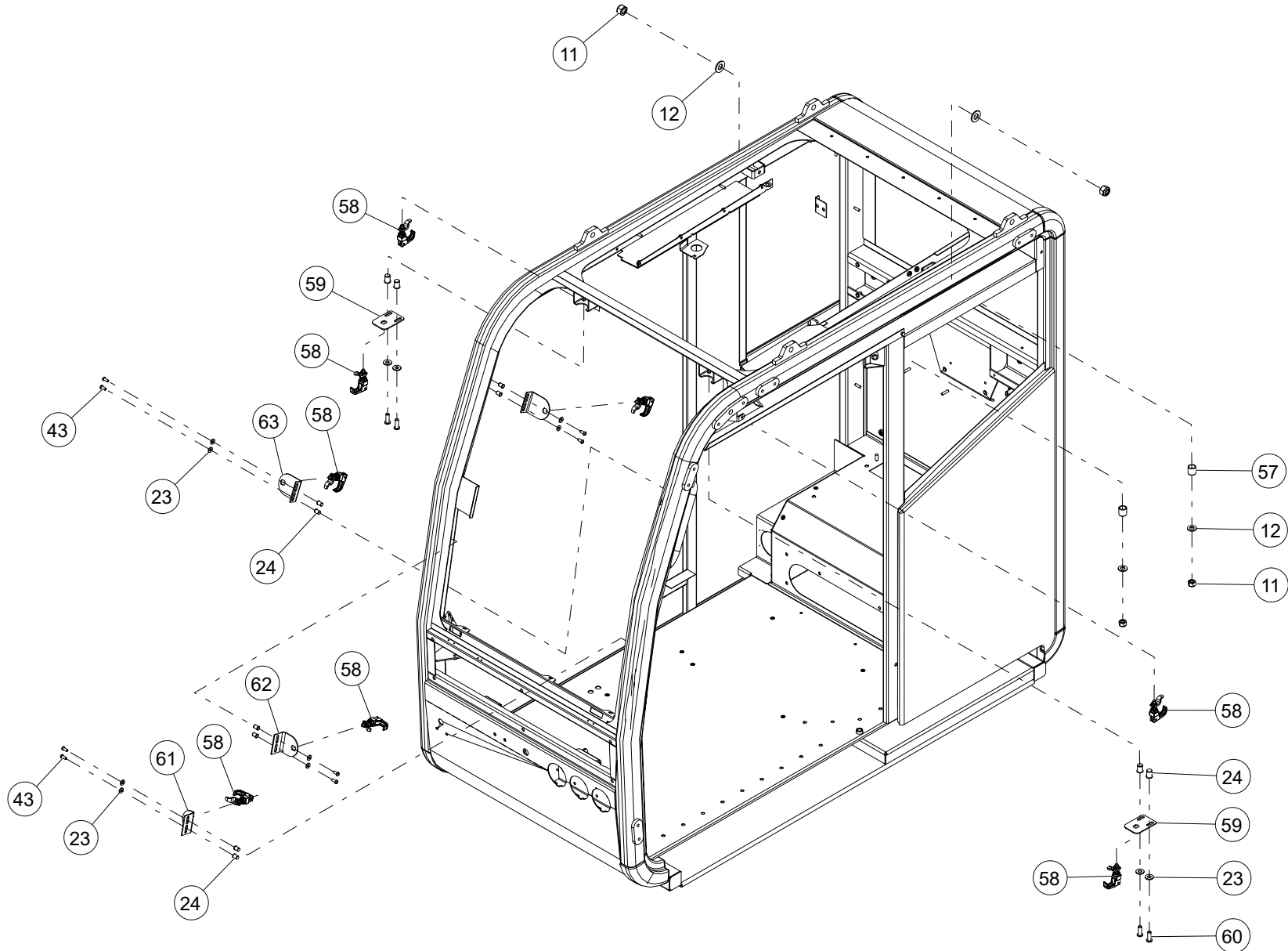
WHEN ORDERING PARTS, SPECIFY MODEL NUMBER, SERIAL NUMBER AND DESCRIPTION OF PARTS REQUIRED



WHEN ORDERING PARTS, SPECIFY MODEL NUMBER, SERIAL NUMBER AND DESCRIPTION OF PARTS REQUIRED

ITEM	PART NUMBER	DESCRIPTION	QUANTITY	NOTES
	<b>1035037</b>	<b>CAB SUPPLIER ASSEMBLY</b>		
52	T136466	HANDLE, CAB ENTRY	1	
53	T106063	STUD, DOOR STOP	1	
54	T135271	SPRAYER, WIPER MIST	1	
55	T111784	BRACKET, LIGHT MOUNTING	1	
56	T111785	GROMMET	1	

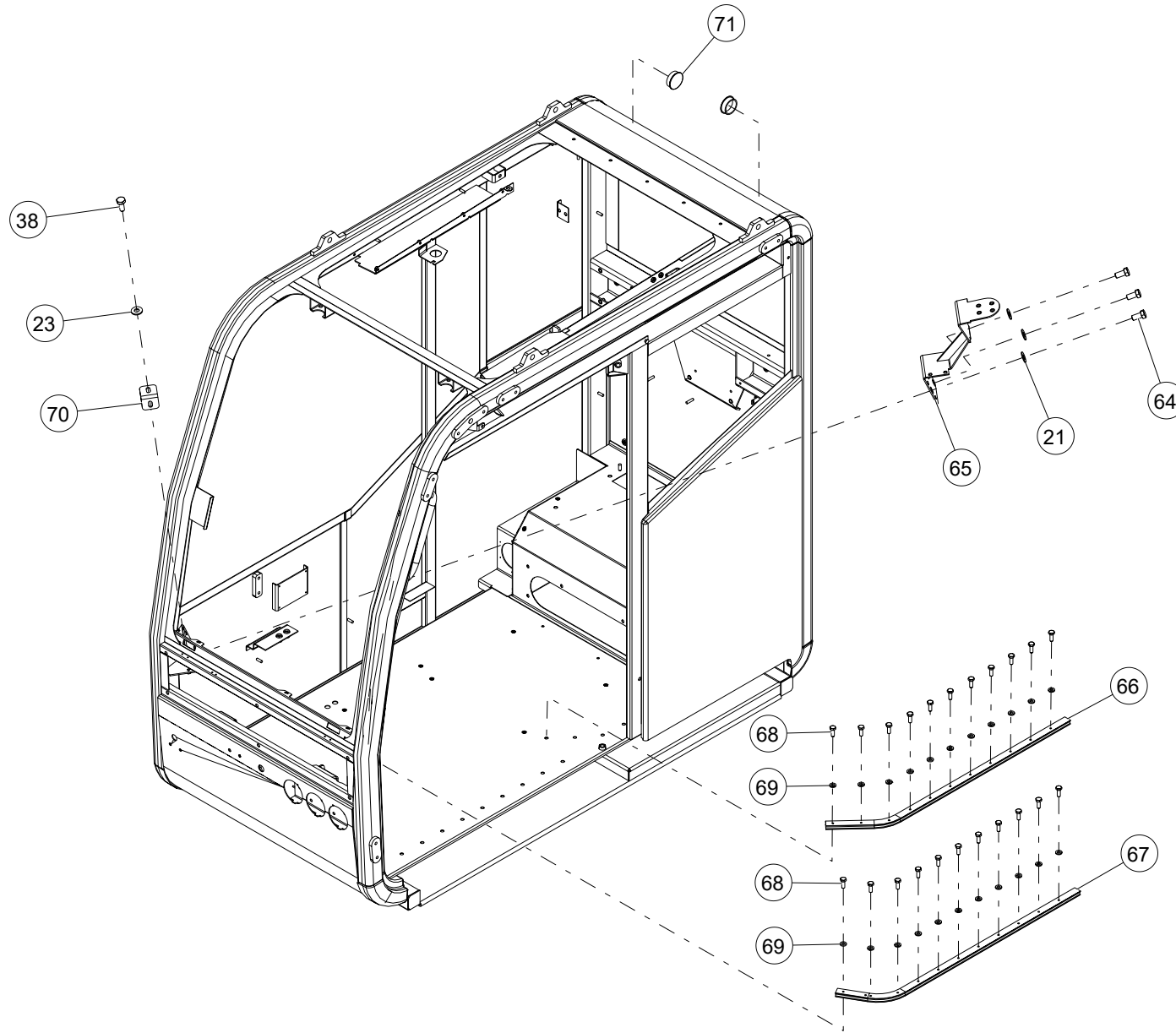
WHEN ORDERING PARTS, SPECIFY MODEL NUMBER, SERIAL NUMBER AND DESCRIPTION OF PARTS REQUIRED



WHEN ORDERING PARTS, SPECIFY MODEL NUMBER, SERIAL NUMBER AND DESCRIPTION OF PARTS REQUIRED

ITEM	PART NUMBER	DESCRIPTION	QUANTITY	NOTES
	<b>1035037</b>	<b>CAB SUPPLIER ASSEMBLY</b>		
57	T121985	SPACER, M15 OD X 15	2	
58	T111841	LATCH, WINDOW	8	
59	T140285	PLATE, LATCH MOUNTING	2	
60	SH03-C250750ZZ0	SHCS BUTTON HEAD, 1/4-20 X 3/4 LEN, ZN	4	
61	T141573	BRACKET, LEFT WINDOW LATCH	1	
62	T141574	BRACKET, RIGHT WINDOW LATCH	1	
63	T141575	BRACKET, RIGHT WINDOW LATCH	2	

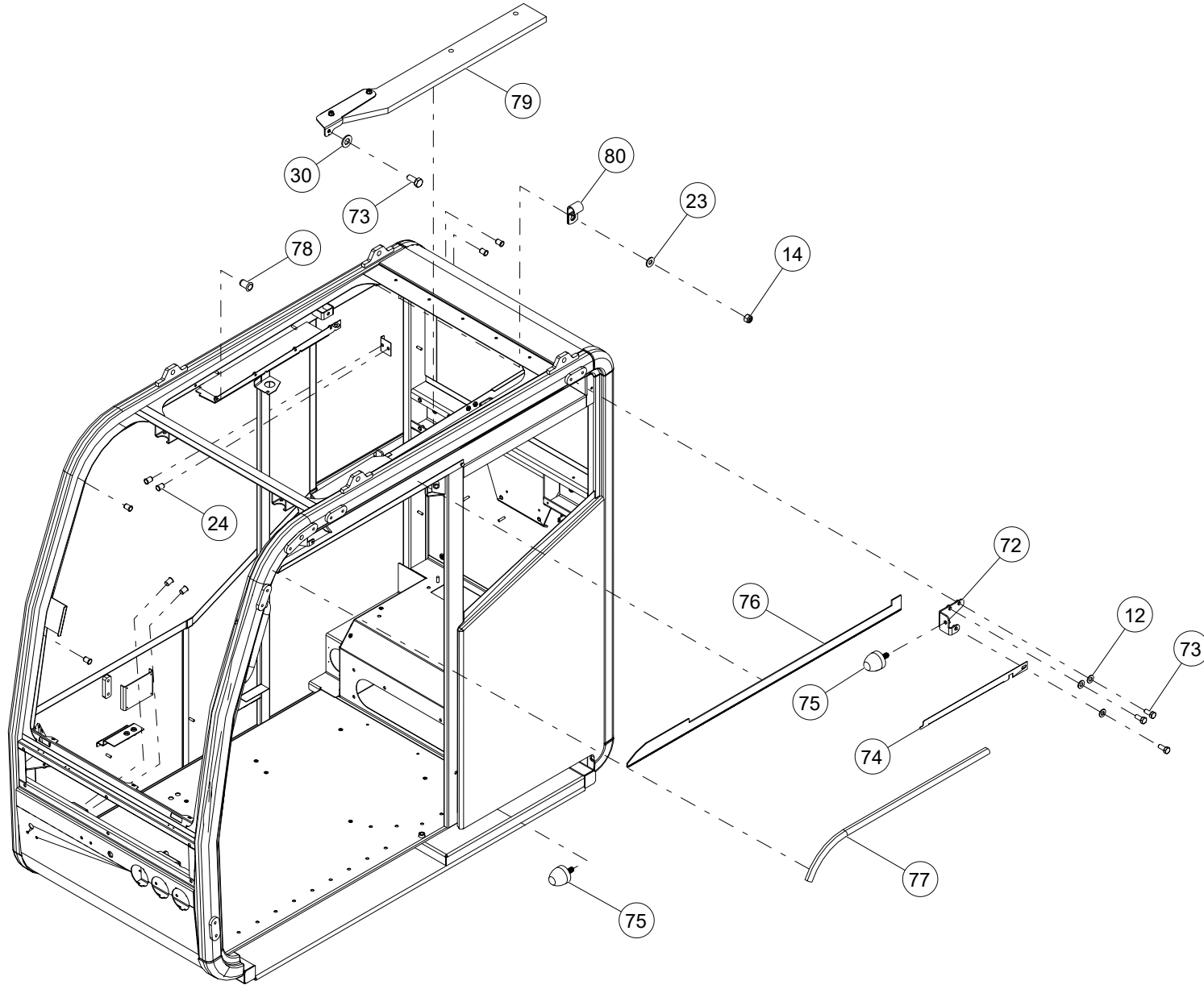
WHEN ORDERING PARTS, SPECIFY MODEL NUMBER, SERIAL NUMBER AND DESCRIPTION OF PARTS REQUIRED



WHEN ORDERING PARTS, SPECIFY MODEL NUMBER, SERIAL NUMBER AND DESCRIPTION OF PARTS REQUIRED

ITEM	PART NUMBER	DESCRIPTION	QUANTITY	NOTES
	<b>1035037</b>	<b>CAB SUPPLIER ASSEMBLY</b>		
64	HHCS-C3757508Z0	HEX HEAD CAP SCREW, 3/8-16 X 3/4 LEN, GR8, ZN	3	
65	T127126	BRACKET, MONITOR MOUNTING	1	
66	T121364	GUIDE, REAR LOWER DOOR	1	
67	T121363	GUIDE, FRONT LOWER DOOR	1	
68	HHCS-M06A016PZ0	HEX HEAD CAP SCREW, M6-1X16, C8.8	22	
69	WSH1-X06A000XZ0	WASHER, M6, STEEL, ZINC PLATED	22	
70	T147294	BRACKET, RELAY MOUNT	1	
71	T122644	PLUG, RIGID PLASTIC	2	

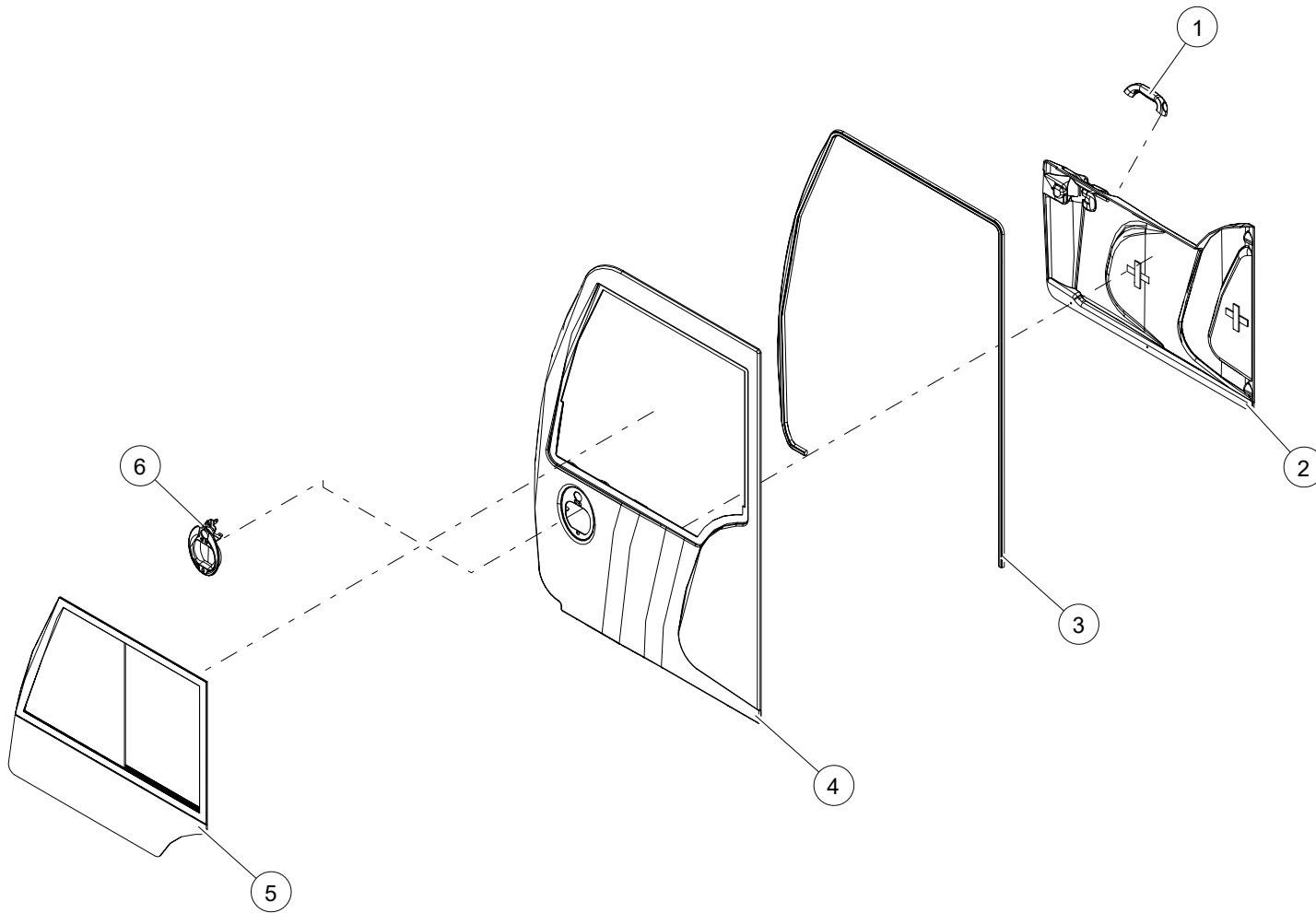
WHEN ORDERING PARTS, SPECIFY MODEL NUMBER, SERIAL NUMBER AND DESCRIPTION OF PARTS REQUIRED



WHEN ORDERING PARTS, SPECIFY MODEL NUMBER, SERIAL NUMBER AND DESCRIPTION OF PARTS REQUIRED

ITEM	PART NUMBER	DESCRIPTION	QUANTITY	NOTES
	<b>1035037</b>	<b>CAB SUPPLIER ASSEMBLY</b>		
72	1044227	BRACKET, DOOR STRIKER	1	
73	HHCS-C3137508Z0	HEX HEAD CAP SCREW, 5/16-18 X 3/4 LEN, GR8, ZN	4	
74	T106755	BRACKET, DOOR	1	
75	C1046400	STUD BUMPER, THREADED	2	
76	T106057	BRUSH, DOOR	1	
77	T112363	SEAL, BULB	1	
78	1044298	RVT, FLGHD 8-32, ST	1	
79	<b>T122302</b>	UPPER DOOR GUIDE ASSY	1	SEE PAGE 170
80	200B2007-4	CLAMP, MED, 1/2 ID	1	

WHEN ORDERING PARTS, SPECIFY MODEL NUMBER, SERIAL NUMBER AND DESCRIPTION OF PARTS REQUIRED

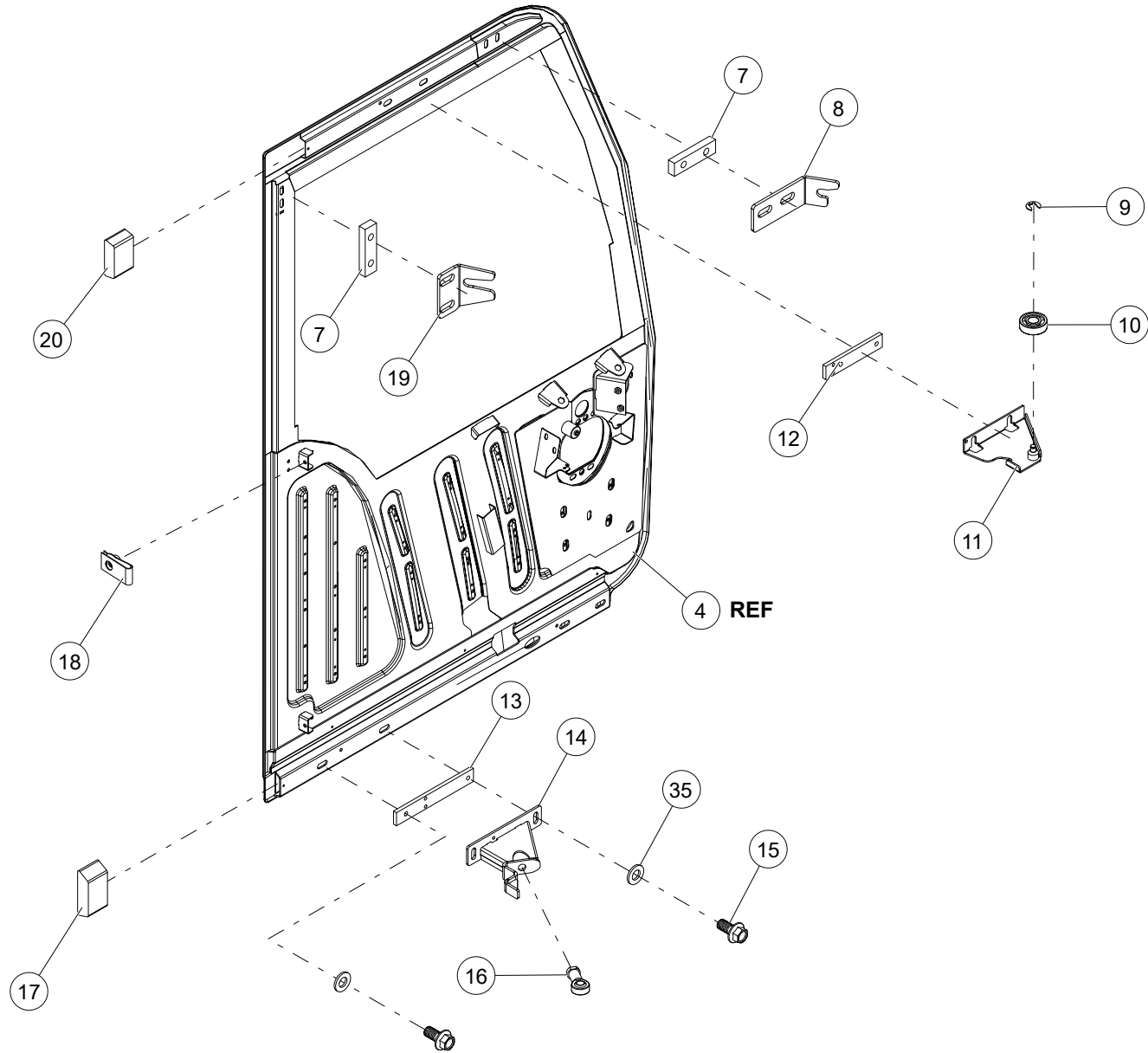


WHEN ORDERING PARTS, SPECIFY MODEL NUMBER, SERIAL NUMBER AND DESCRIPTION OF PARTS REQUIRED

---

<b>ITEM</b>	<b>PART NUMBER</b>	<b>DESCRIPTION</b>	<b>QUANTITY</b>	<b>NOTES</b>
	<b>T111882</b>	<b>DOOR ASSEMBLY</b>		
1	T126005	HANDLE DOOR	1	
2	T126026	PLASTIC, INTERIOR DOOR	1	
3	T126025	SEAL DOOR	1	
4	T126018	DOOR WELDMENT	1	
5	T126024	GLASS, DOOR	1	
6	T126021	HANDLE, EXTERIOR DOOR	1	

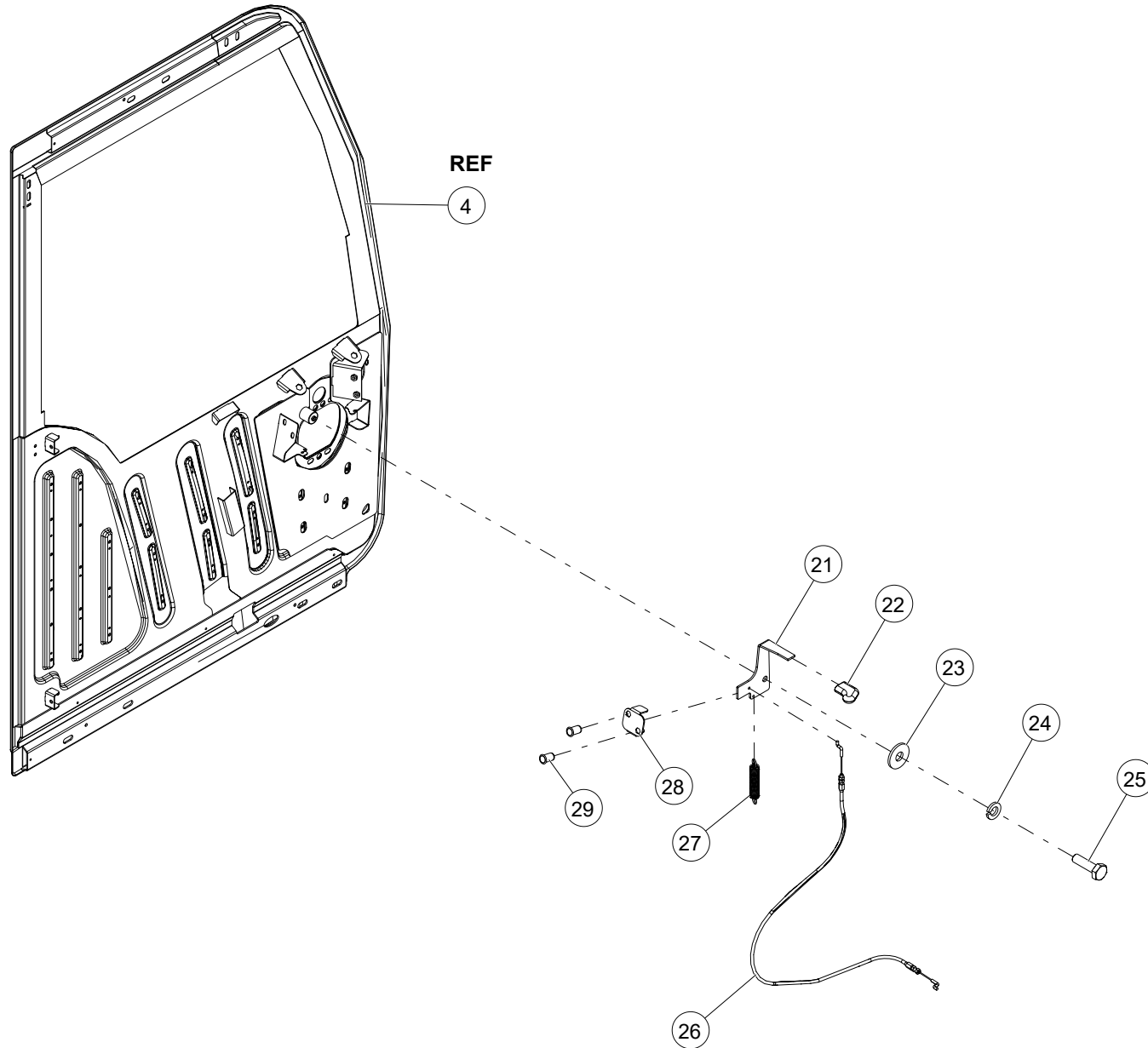
WHEN ORDERING PARTS, SPECIFY MODEL NUMBER, SERIAL NUMBER AND DESCRIPTION OF PARTS REQUIRED



WHEN ORDERING PARTS, SPECIFY MODEL NUMBER, SERIAL NUMBER AND DESCRIPTION OF PARTS REQUIRED

ITEM	PART NUMBER	DESCRIPTION	QUANTITY	NOTES
	<b>T111882</b>	<b>DOOR ASSEMBLY</b>		
7	T126015	BLOCK, THREADED, M8 - 1.25	2	
8	T126016	BRACKET, UPPER LATCH	1	
9	RET3-X07A000XP0	RING, E-CLIP M7, BLK PHOS	1	
10	T126057	ROLLER	1	
11	T126012	BRACKET, UPPER ROLLER	1	
12	T126013	BLOCK, THREADED, M10X1.5	1	Total 2 in DOOR ASSEMBLY
13	T126014	BLOCK, THREADED, M10X1.5	1	
14	T126011	BRACKET, LOWER REAR ROLLER	1	
15	S13-10CM020-28	HEX FLANGE SCREW, AM, M10X1.5X20	2	Total 4 in DOOR ASSEMBLY
16	T126060	ROD END, BALL JOINT, M14X2-D14	1	Total 2 in DOOR ASSEMBLY
17	T126009	STOP, LOWER RUBBER	1	
18	T112317	NUT, CLIP-ON, M5-0.8	1	Total 2 in DOOR ASSEMBLY
19	T126017	BRACKET, REAR LATCH	1	
20	T126008	STOP, UPPER RUBBER	1	

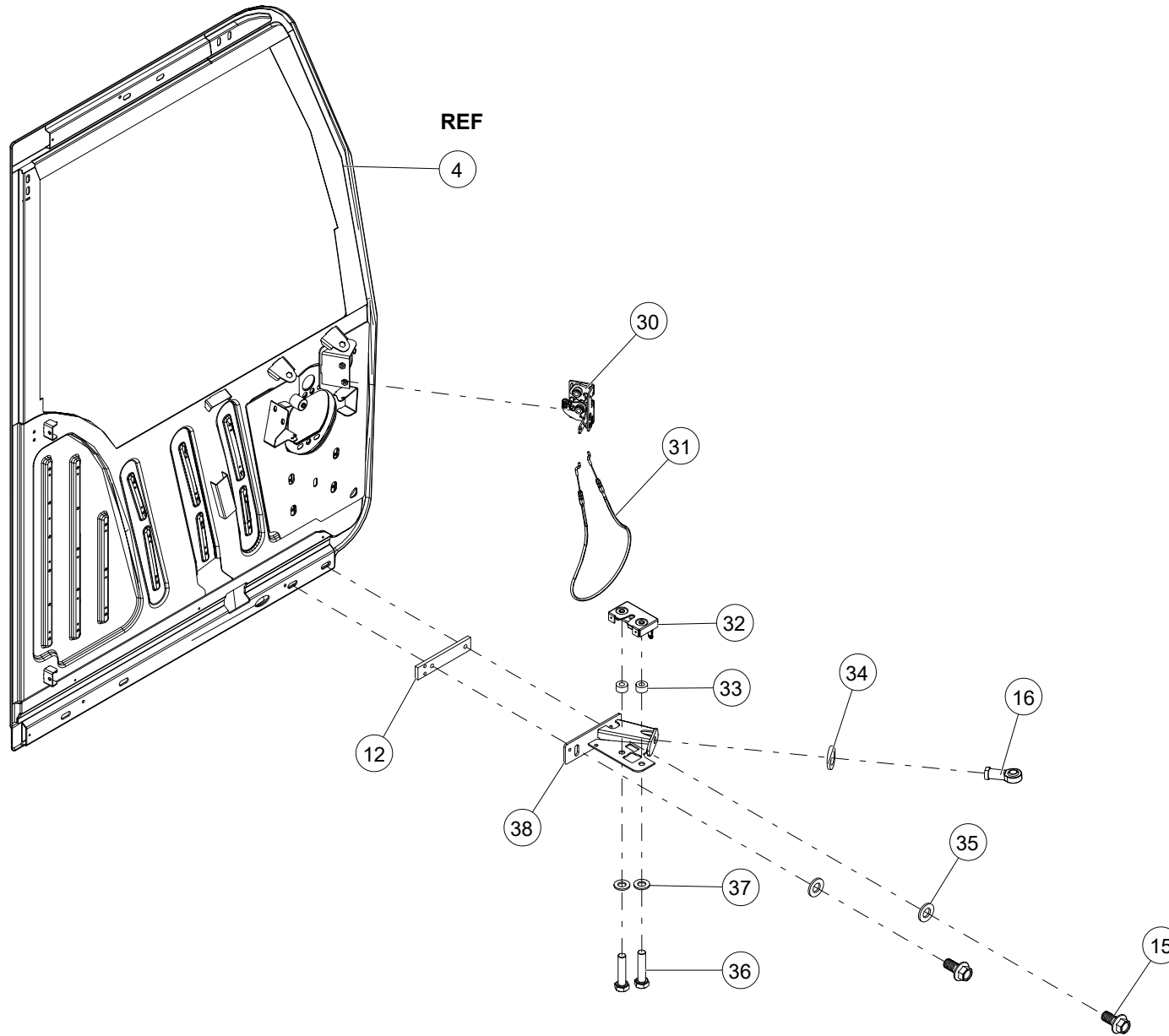
WHEN ORDERING PARTS, SPECIFY MODEL NUMBER, SERIAL NUMBER AND DESCRIPTION OF PARTS REQUIRED



WHEN ORDERING PARTS, SPECIFY MODEL NUMBER, SERIAL NUMBER AND DESCRIPTION OF PARTS REQUIRED

ITEM	PART NUMBER	DESCRIPTION	QUANTITY	NOTES
	<b>T111882</b>	<b>DOOR ASSEMBLY</b>		
21	T126019	BRACKET, DOOR RELEASE	1	
22	T126153	HANDLE, DOOR RELEASE	1	
23	WSH3-X06A000XZ0	WASHER FENDER, M6, STEEL, ZINC PLATED	1	
24	WSH4-X06A000XZ0	LOCK WASHER, M6, STEEL, ZINC	1	
25	HHCS-M06A020PZ0	SCR, HHCS, M6-1 X 20, ZINC, CLASS 8.8	1	
26	T126023	CABLE, DOOR RELEASE	1	
27	T126058	SPRING RELEASE	1	
28	T126020	BRACKET, RELEASE STOP	1	
29	V01-06AM017-Y2	RVT, FLGHD M6X1.0X17.27-GRIP 4.20-6.60	2	

WHEN ORDERING PARTS, SPECIFY MODEL NUMBER, SERIAL NUMBER AND DESCRIPTION OF PARTS REQUIRED

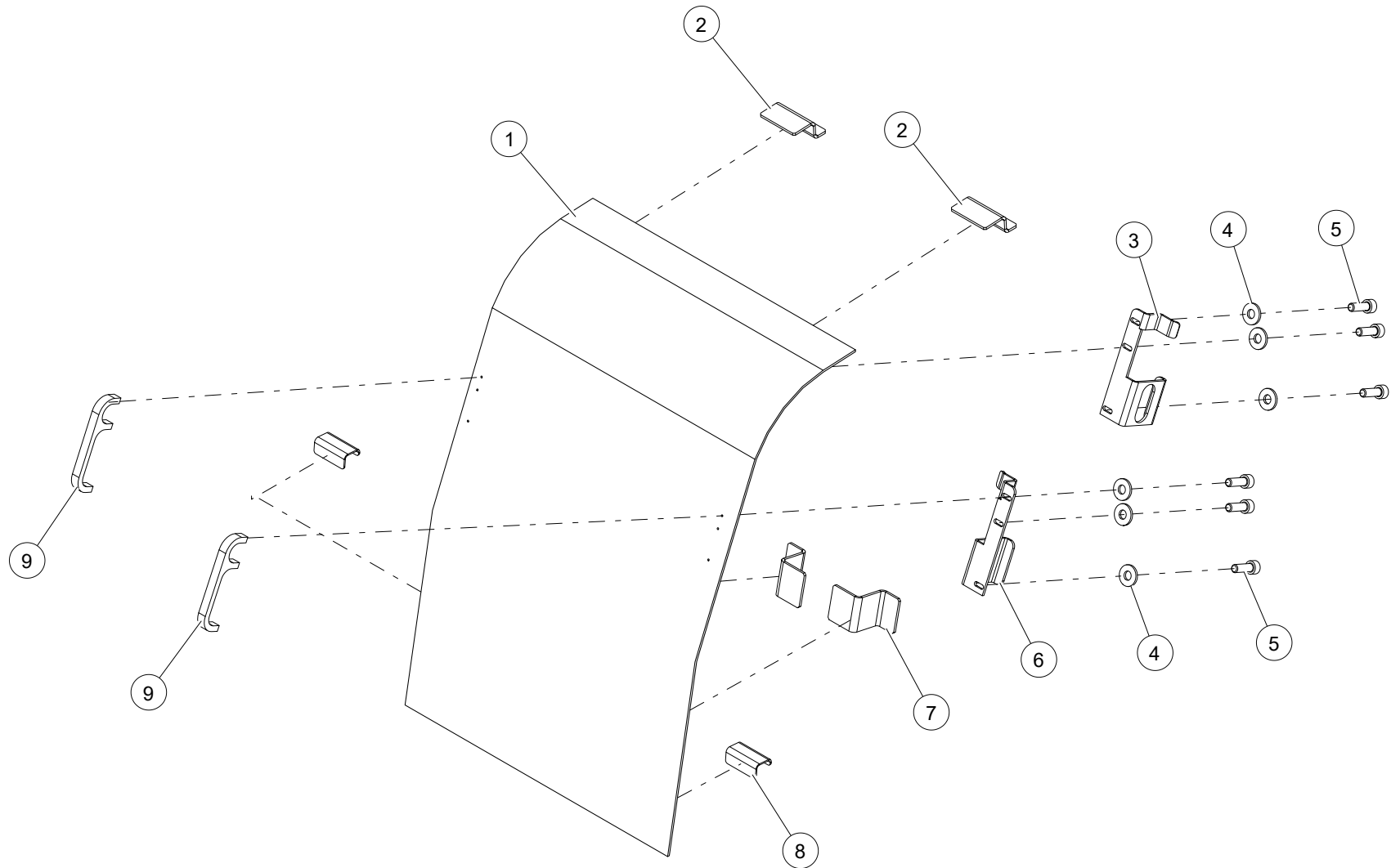


WHEN ORDERING PARTS, SPECIFY MODEL NUMBER, SERIAL NUMBER AND DESCRIPTION OF PARTS REQUIRED

ITEM	PART NUMBER	DESCRIPTION	QUANTITY	NOTES
	<b>T111882</b>	<b>DOOR ASSEMBLY</b>		
30	T126007	LATCH, MAIN DOOR	1	
31	T126022	CABLE, DOOR OPEN	1	
32	T126006	LATCH, LOWER DOOR	1	
33	T126059	SPACER, M18ODX10	2	
34	WSH1-X14E000XZ0	WASHER, M14, STEEL, ZINC	1	
35	WSH1-X10C000XZ0	WASHER, M10, STEEL, ZINC PLATED	4	
36	HHCS-M08B035PZ0	SCR, HHCS, M8-1.25 X 35, ZINC, CLASS 8.8	2	
37	WSH1-X08B000PZ0	WASHER, M8, STEEL, ZINC	2	
38	T126010	BRACKET, LOWER FRONT ROLLER	1	

WHEN ORDERING PARTS, SPECIFY MODEL NUMBER, SERIAL NUMBER AND DESCRIPTION OF PARTS REQUIRED

# WINDSHIELD, FRONT



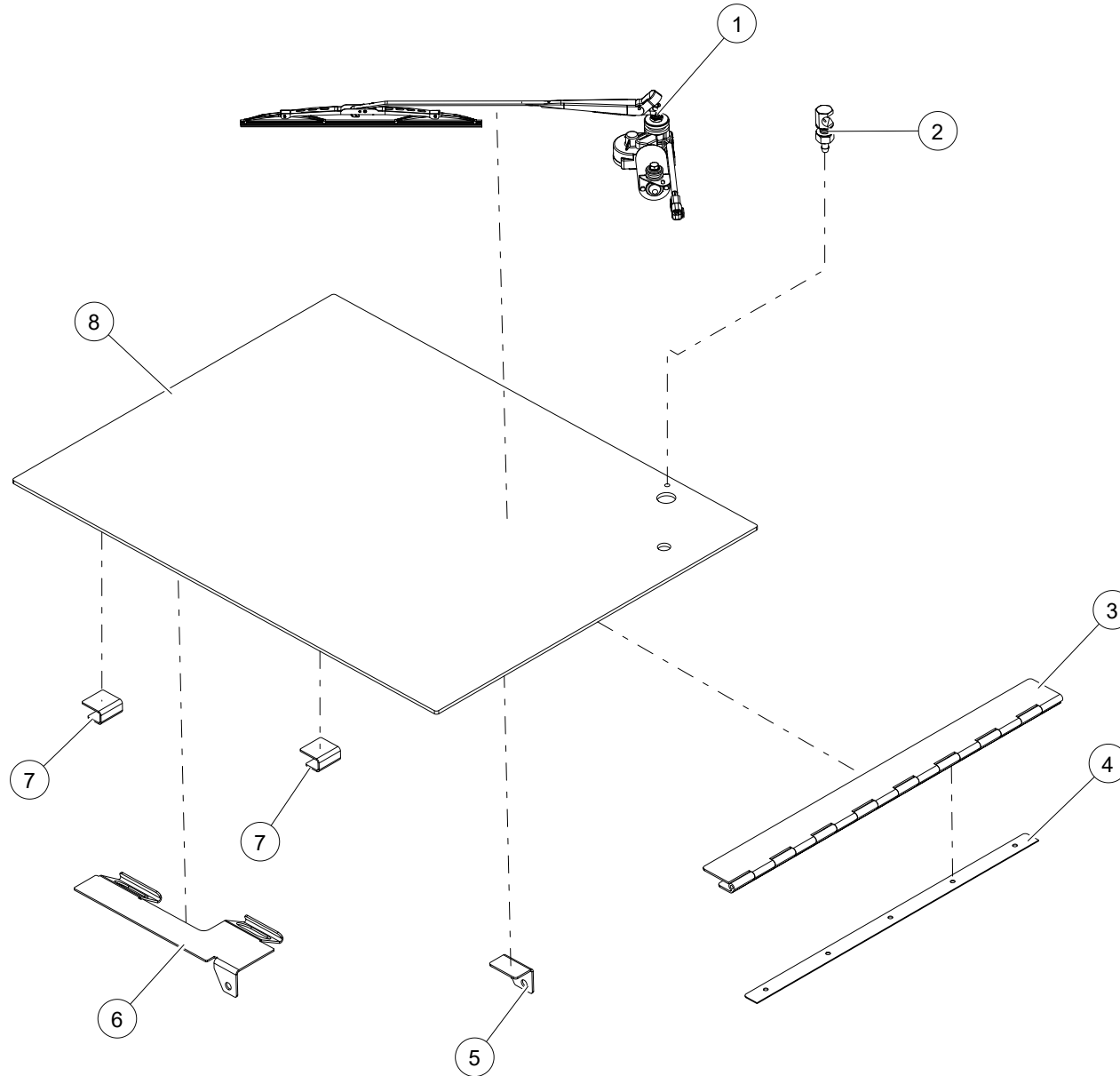
WHEN ORDERING PARTS, SPECIFY MODEL NUMBER, SERIAL NUMBER AND DESCRIPTION OF PARTS REQUIRED

## WINDSHIELD, FRONT

ITEM	PART NUMBER	DESCRIPTION	QUANTITY	NOTES
	<b>1040217</b>	<b>WINDSHIELD, FRONT</b>		
1	T133555	GLASS, FRONT	1	
2	T134840	BRACKET, WINDSHIELD LATCH	2	
3	T140289	PLATE, RIGHT WINDSHIELD LATCH	1	
4	WSH1-X1640002Z0	WASHER, #8, GR2, ZN	6	
5	SHCS-C164500ZR0	SOCKET HEAD CAP SCREW, 8-32 X 1/2 LEN, NF	6	
6	T140290	PLATE, LEFT WINDSHIELD LATCH	1	
7	T134730	BRACKET, WINDSHIELD LATCH	2	
8	T134731	BRACKET, GLASS HOLDING	2	
9	1040216	HANDLE	2	

WHEN ORDERING PARTS, SPECIFY MODEL NUMBER, SERIAL NUMBER AND DESCRIPTION OF PARTS REQUIRED

# ROOF HATCH ASSEMBLY



WHEN ORDERING PARTS, SPECIFY MODEL NUMBER, SERIAL NUMBER AND DESCRIPTION OF PARTS REQUIRED

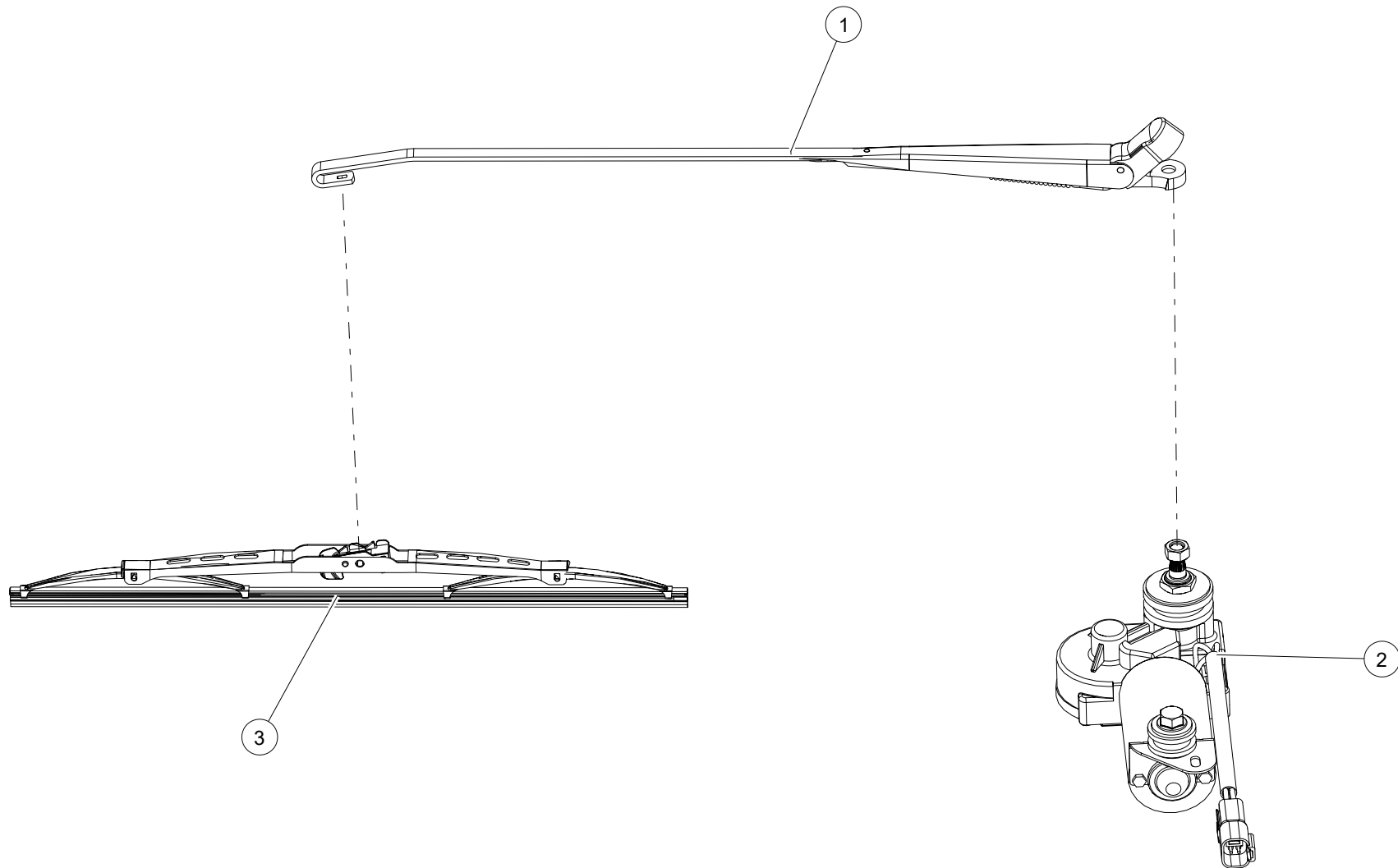
## ROOF HATCH ASSEMBLY

---

ITEM	PART NUMBER	DESCRIPTION	QUANTITY	NOTES
	<b>1043876</b>	<b>ROOF HATCH ASSEMBLY</b>		
1	T134844	WIPER, ROOF	1	SEE PAGE 166
2	T135314	SPRAYER, WIPER MIST	1	
3	T135202	HINGE, ROOF	1	
4	T111839	GASKET, ROOF HATCH	1	
5	1043877	PLATE, BRACKET	1	
6	1043896	PLATE, LEFT HANDLE	1	
7	T134841	BRACKET, WINDSHIELD LATCH	2	
8	T133365	GLASS, ROOF	1	

WHEN ORDERING PARTS, SPECIFY MODEL NUMBER, SERIAL NUMBER AND DESCRIPTION OF PARTS REQUIRED

---



WHEN ORDERING PARTS, SPECIFY MODEL NUMBER, SERIAL NUMBER AND DESCRIPTION OF PARTS REQUIRED

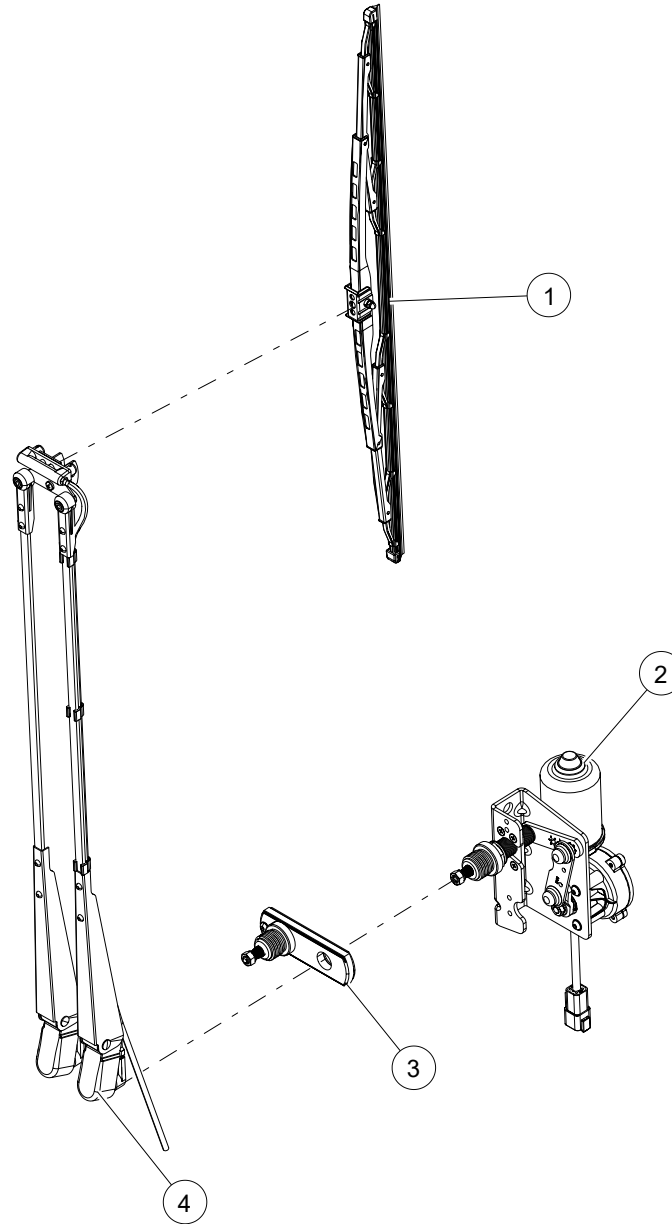
## WIPER, ROOF

ITEM	PART NUMBER	DESCRIPTION	QUANTITY	NOTES
	<b>T134844</b>	<b>WIPER, ROOF</b>		
1	T135201	ARM, ROOF WIPER	1	
2	T134843	MOTOR, ROOF WIPER	1	
3	T135200	BLADE, ROOF WIPER	1	

WHEN ORDERING PARTS, SPECIFY MODEL NUMBER, SERIAL NUMBER AND DESCRIPTION OF PARTS REQUIRED

# FRONT WIPER ASSEMBLY

---



WHEN ORDERING PARTS, SPECIFY MODEL NUMBER, SERIAL NUMBER AND DESCRIPTION OF PARTS REQUIRED

## FRONT WIPER ASSEMBLY

---

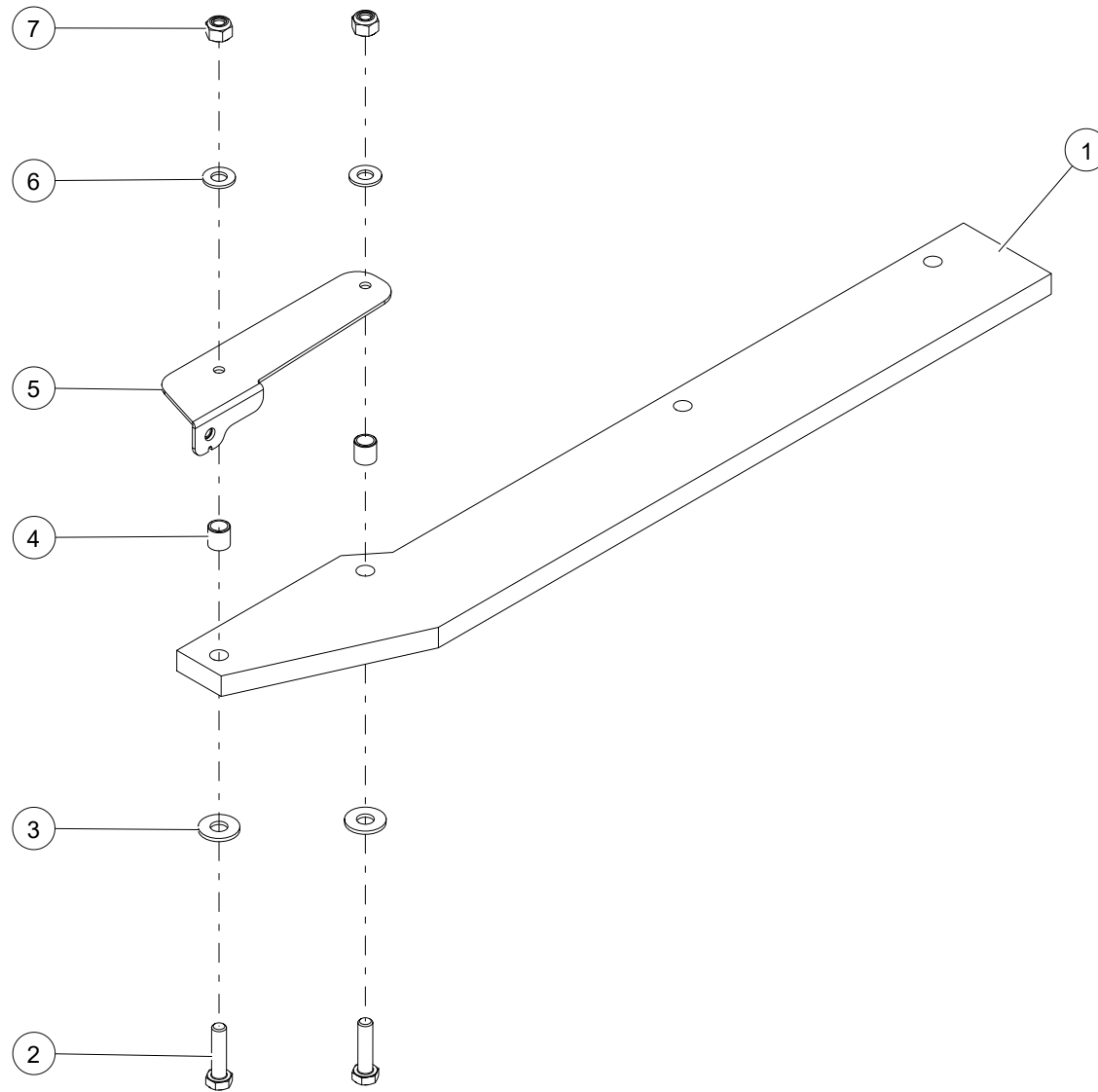
ITEM	PART NUMBER	DESCRIPTION	QUANTITY	NOTES
	<b>T134724</b>	<b>FRONT WIPER ASSEMBLY</b>		
1	T135109	BLADE, FRONT WIPER	1	
2	T134874	MOTOR, FRONT WIPER	1	
3	T135247	ADAPTER, SLAVE PIVOT	1	
4	T135110	ARM, FRONT WIPER	1	

---

WHEN ORDERING PARTS, SPECIFY MODEL NUMBER, SERIAL NUMBER AND DESCRIPTION OF PARTS REQUIRED

# UPPER DOOR GUIDE ASSEMBLY

---

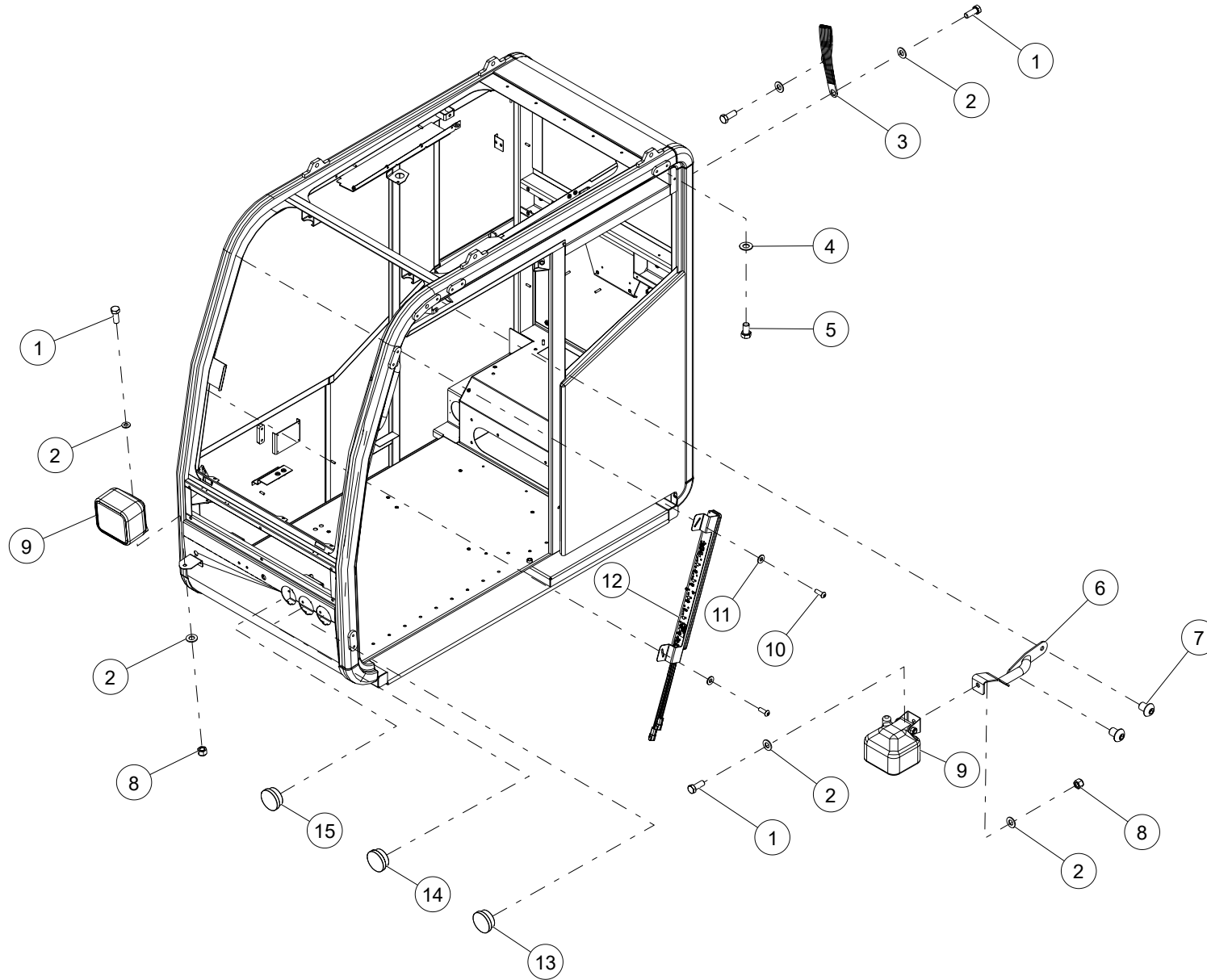


WHEN ORDERING PARTS, SPECIFY MODEL NUMBER, SERIAL NUMBER AND DESCRIPTION OF PARTS REQUIRED

## UPPER DOOR GUIDE ASSEMBLY

ITEM	PART NUMBER	DESCRIPTION	QUANTITY	NOTES
	<b>T122302</b>	<b>UPPER DOOR GUIDE ASSEMBLY</b>		
1	T121365	GUIDE, UPPER DOOR	1	
2	HHCS-M08B035PZ0	SCR, HHCS M8-1.25 X 35 FT, ST SQC C8.8	2	
3	WSH3-X08B000XZ0	WASHER, FENDER, M8, STL	2	
4	T121985	SPACER, M15 OD X 15	2	
5	T121366	BRACKET, UPPER GUIDE	1	
6	WSH1-X08B000PZ0	WSH, FLAT M8 DIN125, ST SQC	2	
7	NUT3-M08B000PZ0	NYLON HEX NUT, M8-1.25, STL Z C8	2	

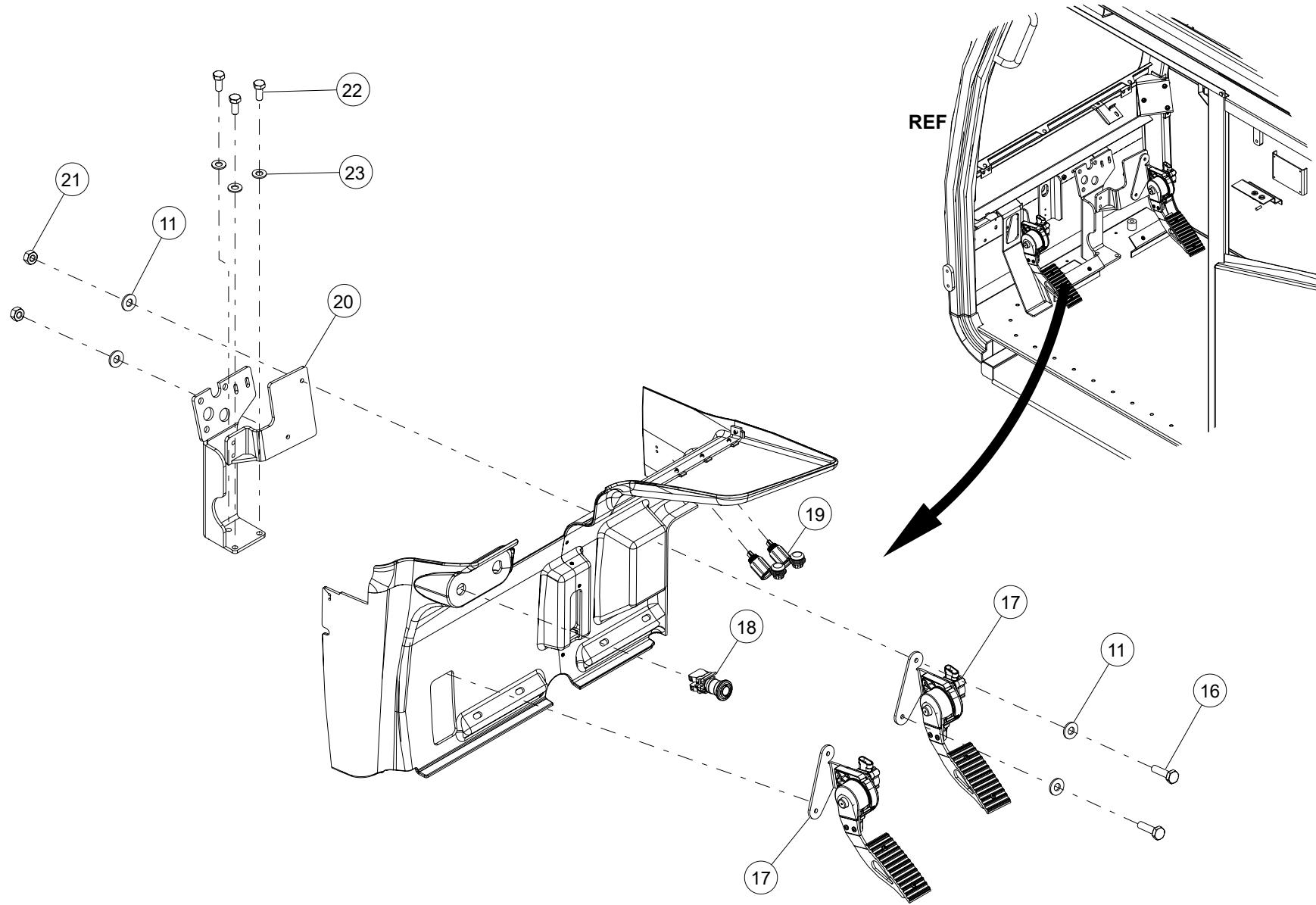
WHEN ORDERING PARTS, SPECIFY MODEL NUMBER, SERIAL NUMBER AND DESCRIPTION OF PARTS REQUIRED



WHEN ORDERING PARTS, SPECIFY MODEL NUMBER, SERIAL NUMBER AND DESCRIPTION OF PARTS REQUIRED

ITEM	PART NUMBER	DESCRIPTION	QUANTITY	NOTES
	<b>1027132</b>	<b>CAB ELECTRICAL INSTALLATION</b>		
1	HHCS-C375A008R0	HEX HEAD CAP SCREW, 3/8-16 X 1 LEN, GR8, NF	4	
2	WSH1-X3750008Z0	WASHER, 3/8, GR8, ZN	6	
3	T111843	GROUND STRAP	1	
4	WSH2-X4380008Z0	SAE WASHER, 7/16, GR8, ZN	1	
5	HHCS-C4387508Z0	HEX HEAD CAP SCREW, 7/16-14 X 3/4 LEN, GR8, ZN	1	
6	T143356	BRACKET, WORK LIGHT LHS	1	
7	SH03-C375500ZZ0	SHCS BUTTON HEAD, 3/8-16 X 1/2 LEN, ZN	2	
8	NUT3-C3750008Z0	NYLON LOCK NUT, 3/8-16, GR8, ZN	2	
9	1044442	LIGHT, WORK	2	
10	SH03-C250750ZZ0	SHCS BUTTON HEAD, 1/4-20 X 3/4 LEN, ZN	2	
11	WSH2-X2500008Z0	SAE WASHER, 1/4, GR8, ZN	2	Total 9 in CAB ELECTRICAL INSTALLATION
12	C1045487	LIGHT BAR	1	
13	T120451	LIGHT RED MODE	1	
14	T120449	LIGHT AMBER MODE	1	
15	T120450	LIGHT GREEN MODE	1	

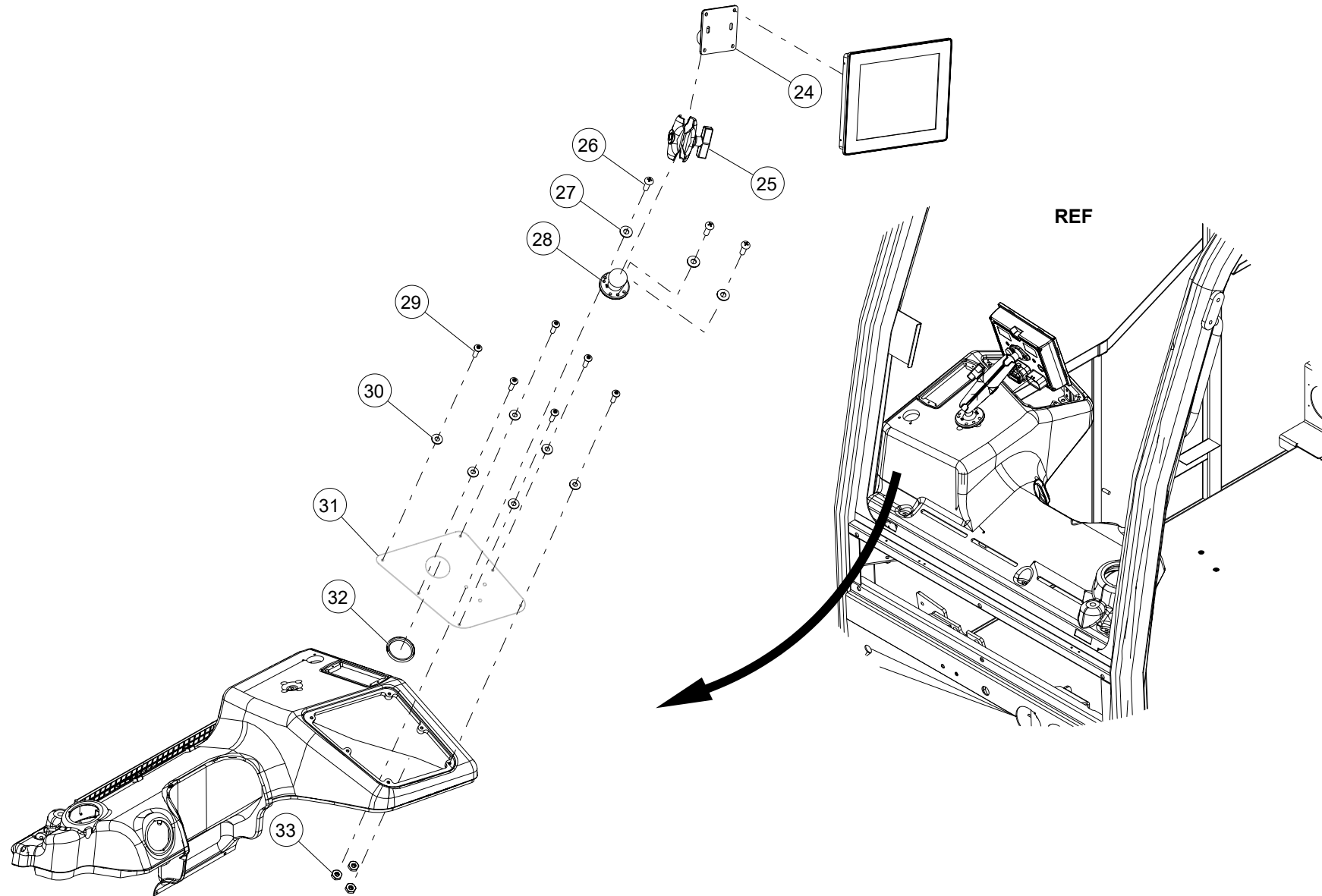
WHEN ORDERING PARTS, SPECIFY MODEL NUMBER, SERIAL NUMBER AND DESCRIPTION OF PARTS REQUIRED



WHEN ORDERING PARTS, SPECIFY MODEL NUMBER, SERIAL NUMBER AND DESCRIPTION OF PARTS REQUIRED

ITEM	PART NUMBER	DESCRIPTION	QUANTITY	NOTES
	<b>1027132</b>	<b>CAB ELECTRICAL INSTALLATION</b>		
16	HHCS-C250A008Z1	HEX HEAD CAP SCREW, 1/4-20 X 1 LEN, GR8, ZN, FULL THREAD	2	
17	T122874	PEDAL, THROTTLE	2	
18	T160366	SWITCH, E-STOP	1	
19	T111819	POWER OUTLET ASSEMBLY	2	
20	T122264	BRACKET, BRAKE THROTTLE PEDAL	1	
21	NUT1-C2500008Z0	HEX NUT, 1/4-20, GR8, ZN	2	
22	HHCS-C3137508Z0	HEX HEAD CAP SCREW, 5/16-18 X 3/4 LEN, GR8, ZN	3	
23	WSH2-X3130008Z0	SAE WASHER, 5/16, GR8, ZN	3	

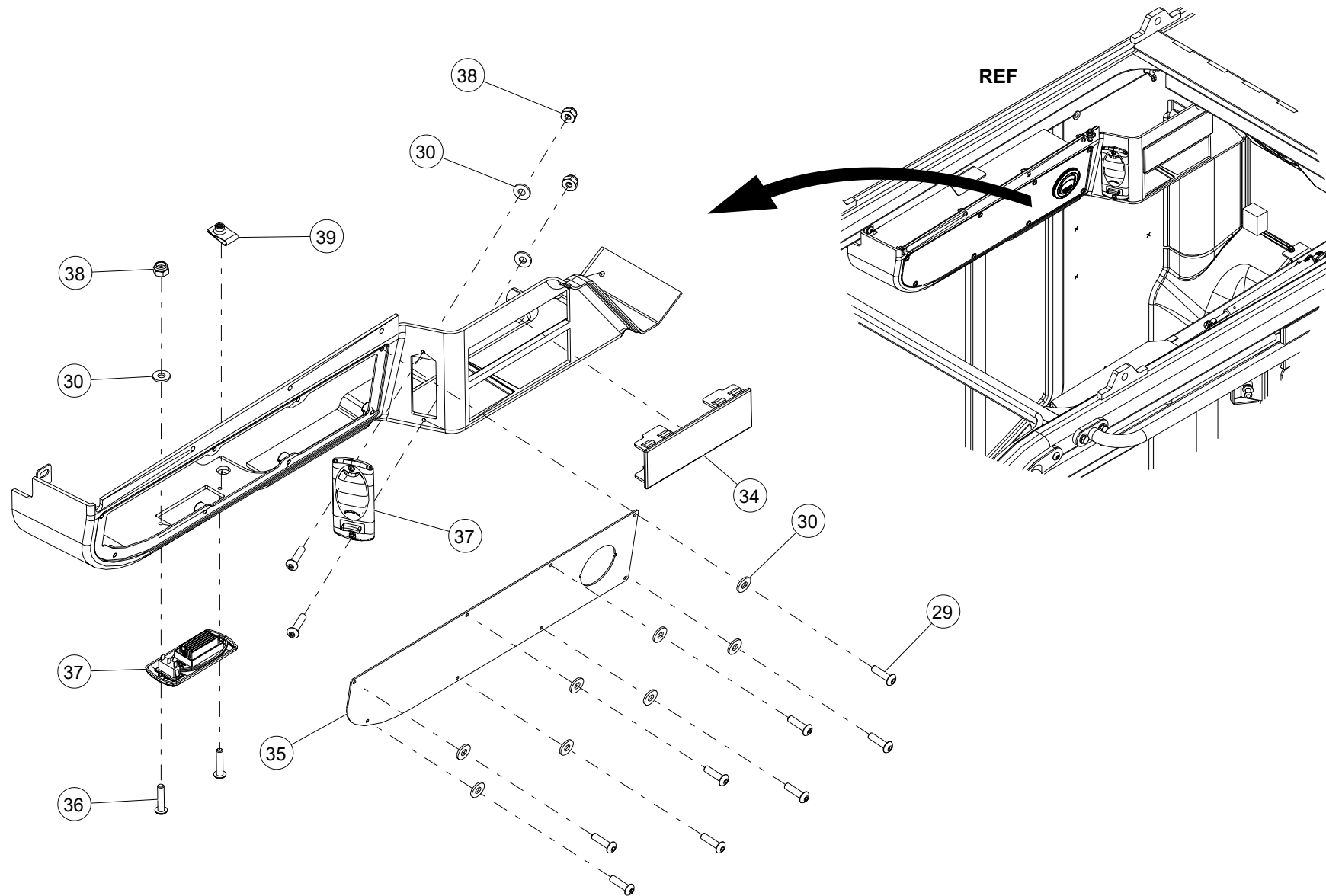
WHEN ORDERING PARTS, SPECIFY MODEL NUMBER, SERIAL NUMBER AND DESCRIPTION OF PARTS REQUIRED



WHEN ORDERING PARTS, SPECIFY MODEL NUMBER, SERIAL NUMBER AND DESCRIPTION OF PARTS REQUIRED

ITEM	PART NUMBER	DESCRIPTION	QUANTITY	NOTES
	<b>1027132</b>	<b>CAB ELECTRICAL INSTALLATION</b>		
24	1035137	RAM 3-5/8" SQ. ML. VESA BASE WITH BALL	1	
25	1035155	Ball-Grip C SIZE 3.5"	1	
26	MS09-C190625ZR0	MACHINE SCREW, 10-24 X 5/8 LEN, NF	3	
27	WSH2-X1900002Z0	SAE WASHER, #10, GR2, ZN	3	
28	1035136	RAM MOUNT BASE MOUNT ROUND SIZE C	1	
29	SH03-C164625ZZ0	SHCS BUTTON HEAD, 8-32 X 5/8 LEN, ZN	6	Total 14 in CAB ELECTRICAL INSTALLATION
30	WSH2-X1640008Z0	SAE WASHER, #8, GR8, ZN	6	Total 17 in CAB ELECTRICAL INSTALLATION
31	1027135	PLATE, FRONT DASH SWITCH	1	
32	1035050	HEYCO GROMMET, OD 2IN	1	
33	NUT1-C1905Z0	HEX NUT, #10-24, GRADE 5 Z	3	

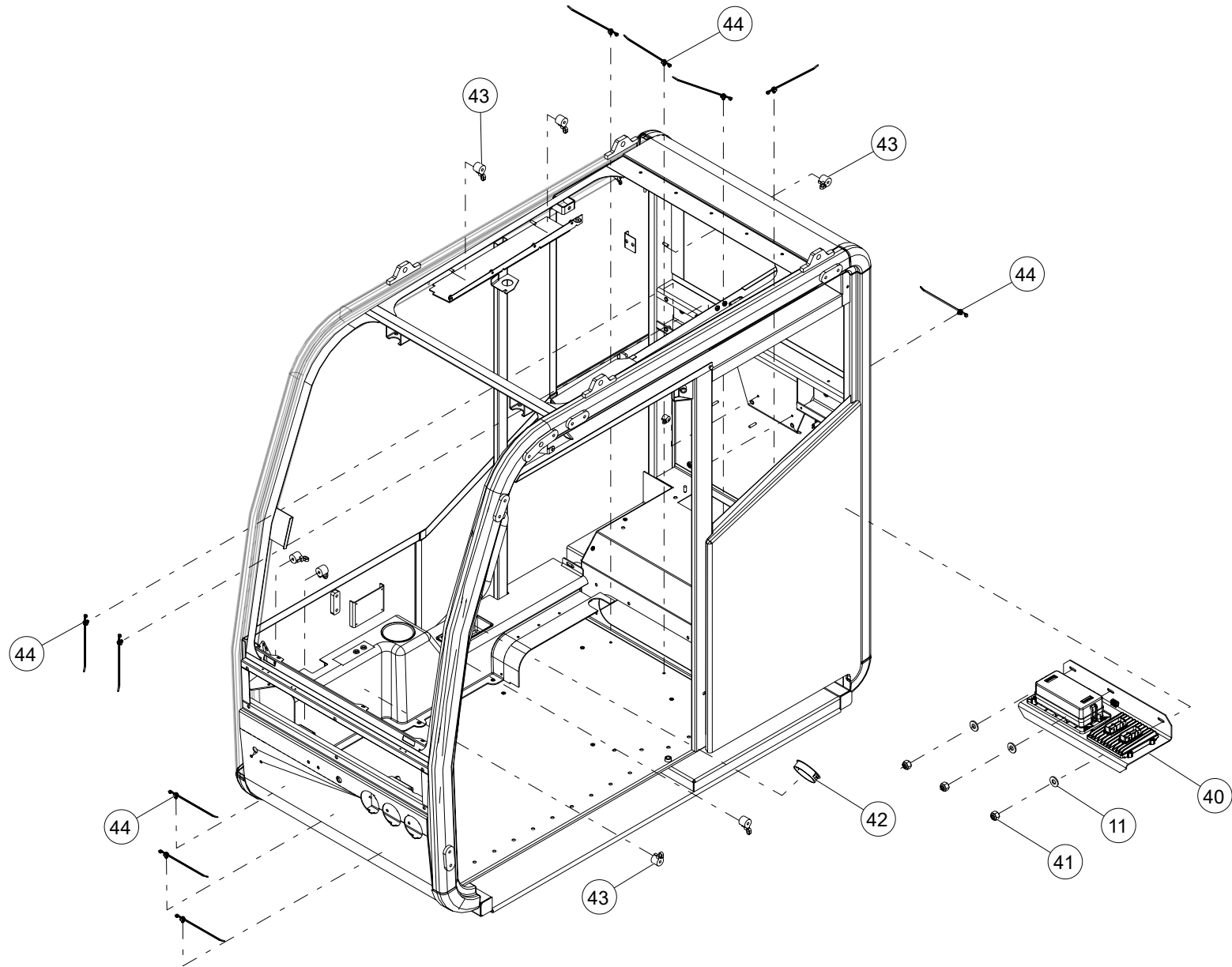
WHEN ORDERING PARTS, SPECIFY MODEL NUMBER, SERIAL NUMBER AND DESCRIPTION OF PARTS REQUIRED



WHEN ORDERING PARTS, SPECIFY MODEL NUMBER, SERIAL NUMBER AND DESCRIPTION OF PARTS REQUIRED

ITEM	PART NUMBER	DESCRIPTION	QUANTITY	NOTES
	<b>1027132</b>	<b>CAB ELECTRICAL INSTALLATION</b>		
34	T122107	COVER PLATE DIN	1	
35	1027134	PANEL, UPPER SWITCH	1	
36	SH03-C164750ZZ0	SHCS BUTTON HEAD, 8-32 X 3/4 LEN, ZN	4	
37	T120436	LIGHT, DOME	2	
38	C1046049	#8-32, Hex Nylon Insert Locknut	3	
39	C1046117	NUT, CLIP ON #8-32	1	

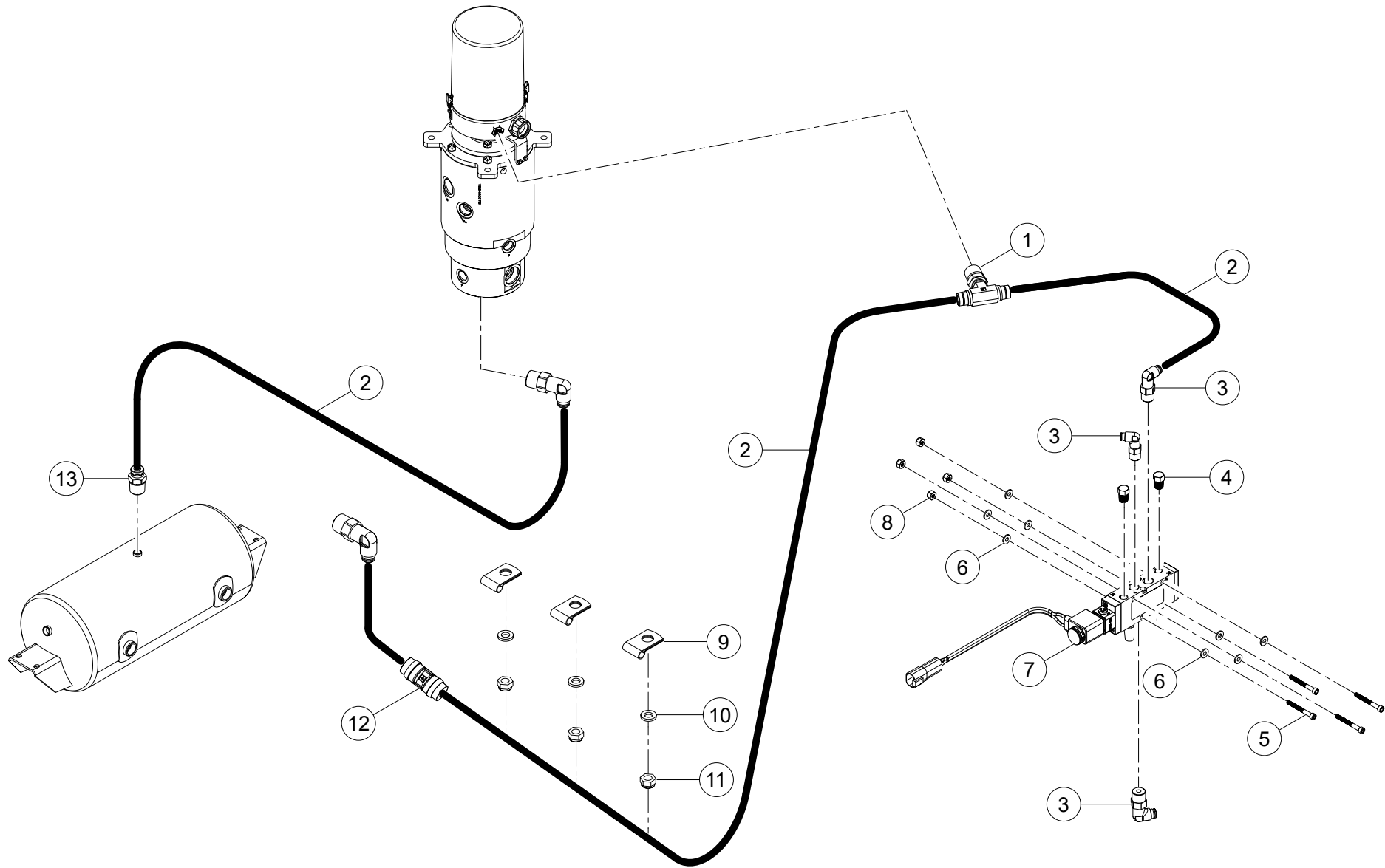
WHEN ORDERING PARTS, SPECIFY MODEL NUMBER, SERIAL NUMBER AND DESCRIPTION OF PARTS REQUIRED



WHEN ORDERING PARTS, SPECIFY MODEL NUMBER, SERIAL NUMBER AND DESCRIPTION OF PARTS REQUIRED

ITEM	PART NUMBER	DESCRIPTION	QUANTITY	NOTES
	<b>1027132</b>	<b>CAB ELECTRICAL INSTALLATION</b>		
40	1034055	FUSE HOLDER BRACKET	1	
41	NUT3-C2500008Z0	NYLON LOCK NUT, 1/4-20, GR8, ZN	3	
42	T137463	PLUG, 1.5 BLACK DOME	1	
43	T106055	CABLE TIE, STUB MOUNT	7	Total 17 in CAB ELECTRICAL INSTALLATION
44	T108861	MOUNT, CABLE TIE	10	

WHEN ORDERING PARTS, SPECIFY MODEL NUMBER, SERIAL NUMBER AND DESCRIPTION OF PARTS REQUIRED



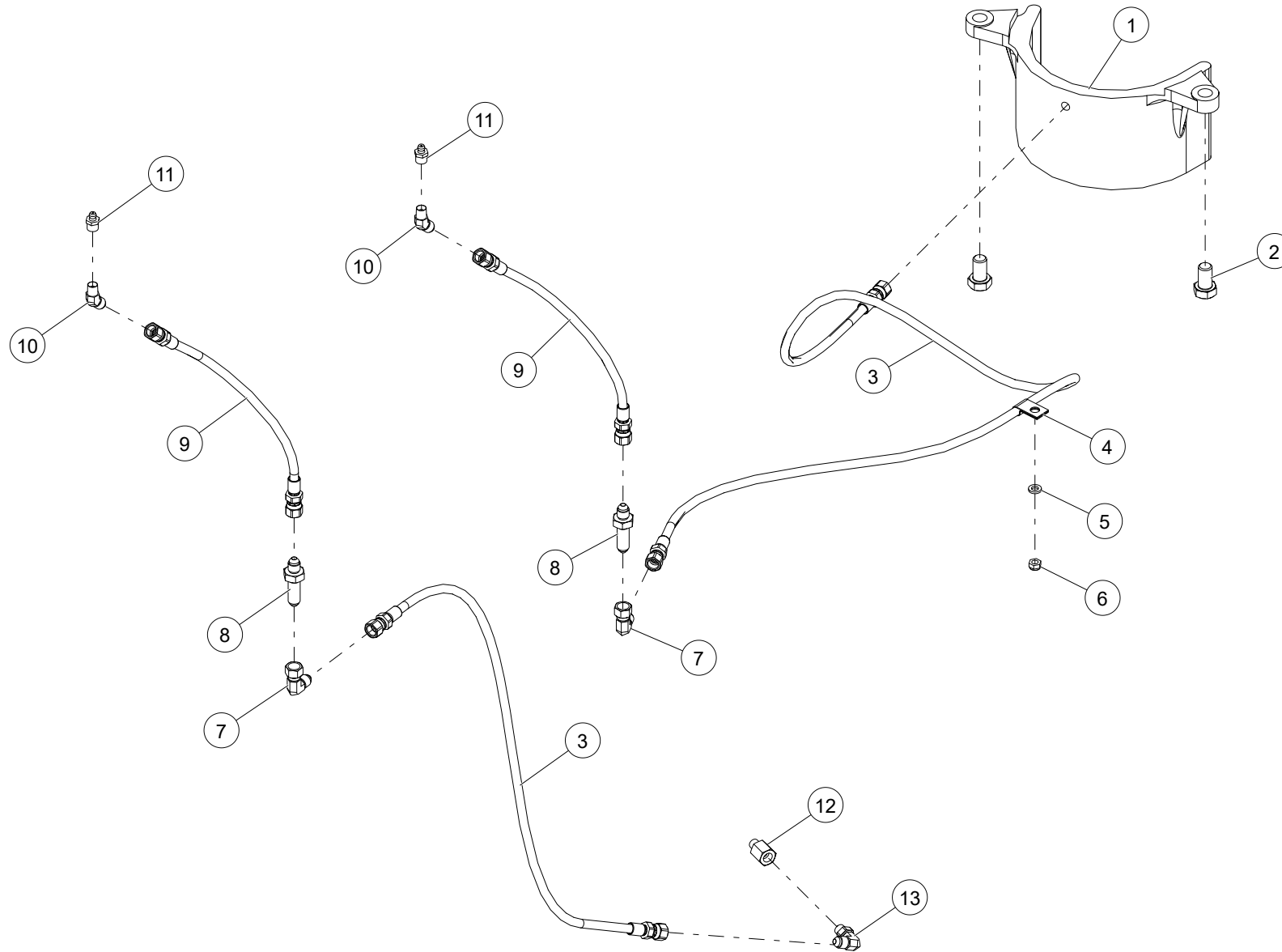
WHEN ORDERING PARTS, SPECIFY MODEL NUMBER, SERIAL NUMBER AND DESCRIPTION OF PARTS REQUIRED

## AIR ASSEMBLY

ITEM	PART NUMBER	DESCRIPTION	QUANTITY	NOTES
	<b>1031118</b>	<b>AIR ASSEMBLY</b>		
1	T143391	TEE, MNPT 4 PTC 4	1	
2	12202	TUBING,-4, BLACK	4	Total Tube Length 234.75 inches
3	T118090	ELBOW,90,PTC, -4 TUBE -4 PIPE	3	
4	1219-215	PLUG, HEX, 1/8 NPT	2	
5	HSCS-C164A505Z0	SOCKET HEAD CAP SCREW, #8-32,1.5	4	
6	WSH1-X1640002Z0	WASHER, #8, GR2, ZN	8	
7	T146142	VALVE, AIR SOLENOID, 4-WAY	1	
8	NUT3-C1640008Z0	NUT, HEX, NYLOCK, 8-32 GR8, ZINC	4	
9	200B2007-1	CLAMP-MEDIUM DUTY	3	
10	WSH1-X06A000XZ0	WASHER, M6, STEEL, ZINC PLATED	3	
11	NUT3-M06A000PZ0	NYLON INSERT NUT, M6-1, STL Z C8	3	
12	12019-837	ADAPTER, PTC-4	1	
13	T116914	ADAPTER, MNPT-4/PTC-4	1	

WHEN ORDERING PARTS, SPECIFY MODEL NUMBER, SERIAL NUMBER AND DESCRIPTION OF PARTS REQUIRED

# GREASE LINES INSTALLATION



WHEN ORDERING PARTS, SPECIFY MODEL NUMBER, SERIAL NUMBER AND DESCRIPTION OF PARTS REQUIRED

## GREASE LINES INSTALLATION

ITEM	PART NUMBER	DESCRIPTION	QUANTITY	NOTES
	<b>1025685</b>	<b>GREASE LINE INSTALLATION</b>		
1	42689	CUP,LUBRICATION	1	
2	HHCS-C5008758Z0	HEX HEAD CAP SCREW, 1/2-13 X 7/8 LEN, GR8, ZN	2	
3	1035042	HOSE,-2,3000,FJIC-4SW/FJIC-4SW,68.5	2	
4	1240-49	CLAMP ARDE COV-0811	1	
5	WSH1-X06A000XZ0	WASHER, M6, STEEL, ZINC PLATED	1	
6	NUT3-M06A000PZ0	NYLON INSERT NUT, M6-1, STL Z C8	1	
7	1219-887	ELBOW, 90 MJIC-4 FJIC-4SW	2	
8	1219-953	ADAPTER, JIC BULKHEAD STRAIGHT	2	
9	1035069	HOSE,-2,3000,FJIC-4SW/FJIC-4SW,11.5	2	
10	T163354	ELBOW 45 MJIC-4 MNPT	2	
11	1213-1	GREASE FTG ZERK	2	
12	T105199	ADAPTER, MNPT-2/FNPT-2	1	
13	514-02002	ELBOW 90DEG M1/4 JICMX1/8	1	

WHEN ORDERING PARTS, SPECIFY MODEL NUMBER, SERIAL NUMBER AND DESCRIPTION OF PARTS REQUIRED

# NON - ILLUSTRATED PAGE

WHEN ORDERING PARTS, SPECIFY MODEL NUMBER, SERIAL NUMBER AND DESCRIPTION OF PARTS REQUIRED

---

## XO CRANE CAB COMFORT OPTIONS

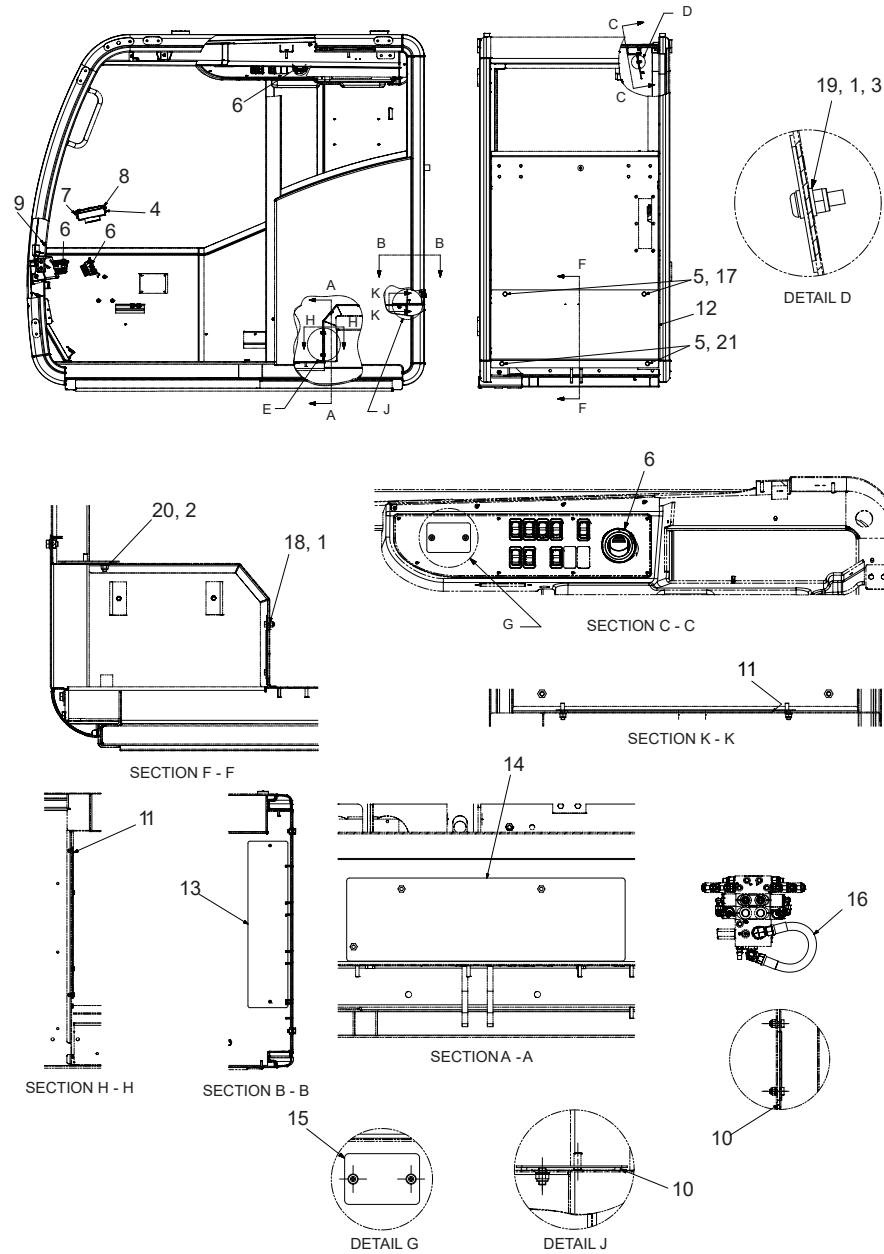
---

ITEM	PART NUMBER	DESCRIPTION	QUANTITY	NOTES
	<b>1008821</b>	<b>XO CRANE CAB COMFORT OPTIONS</b>		
1	<b>1027154</b>	NO HEATER OPTION - CAB COVERS	1	SEE PAGE 188
2	<b>1041685</b>	DELUXE AC AND FLAMELESS HEATER	1	SEE PAGE 190

WHEN ORDERING PARTS, SPECIFY MODEL NUMBER, SERIAL NUMBER AND DESCRIPTION OF PARTS REQUIRED

---

# NO HEATER OPTION - CAB COVERS

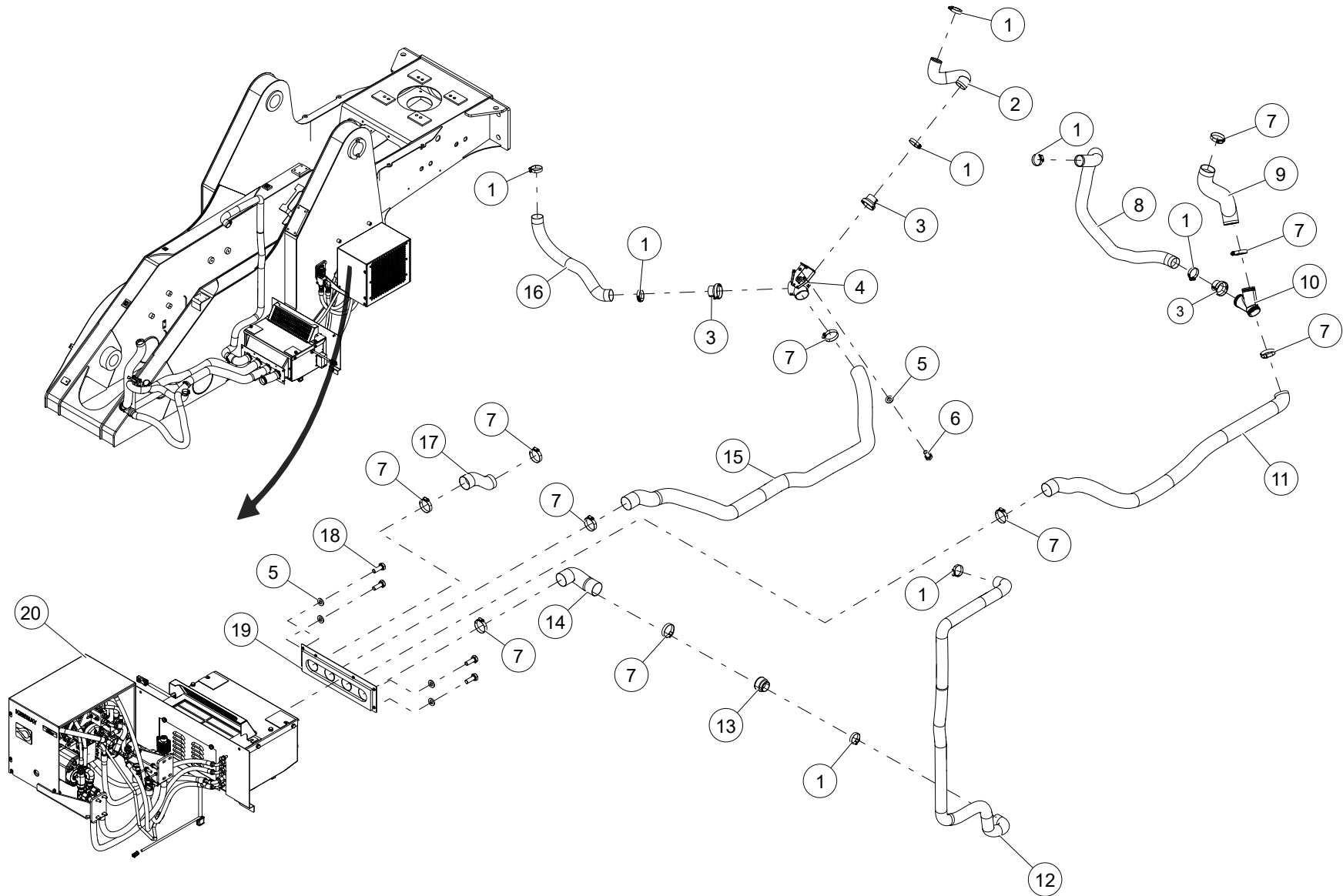


WHEN ORDERING PARTS, SPECIFY MODEL NUMBER, SERIAL NUMBER AND DESCRIPTION OF PARTS REQUIRED

## NO HEATER OPTION - CAB COVERS

ITEM	PART NUMBER	DESCRIPTION	QUANTITY	NOTES
	<b>1027154</b>	<b>NO HEATER OPTION - CAB COVERS</b>		
1	NYM-06AM000-Y8	HEX NUT, NYLON INSERT METRIC	5	
2	NYM-08BM000-Y8	HEX NUT, NYLON INSERT METRIC	2	
3	S46-06AM020-B0	BHSHCS, M6 -1.0 X 20, BLK OX, C8.8	2	
4	SL3-190XA00-20	SCREW, SHEET METAL # 10 - 12, STZ	2	
5	SMF-10CM018-28	SCR, HHCS M10- 1.5 X 18 FT, ST Z 8.8	4	
6	T111895	VENT, CIRCULAR LOUVERED	3	
7	T111908	ADAPTER, HOSE - RECTANGULAR VENT	1	
8	T111909	VENT, LOUVERED RECTANGULAR	1	
9	T111910	VENT, DEFROST	3	
10	T118275-18	FOAM, RUBBER STRIP	4	
11	T118275-4	FOAM, RUBBER STRIP	4	
12	T135300	COVER, CAB REAR	1	
13	T135303	COVER, TOP OPENING	1	
14	T135304	COVER, FRONT OPENING	1	
15	T135305	PLATE, COVER	1	
16	T158623	HOSE, -12, 150, FJIC-12SW/FOFS-12SW, 500	1	
17	WMF-010X000-20	WSH, FLAT M10 DIN125, ST Z	2	
18	WMF-60MX000-20	WSH, FLAT M6 DIN125, ST SQC	3	
19	WMF-60MX000-BX	WSH, FLAT M6 DIN125, STL BLK OX	4	
20	WMF-80MX000-20	WSH, FLAT M8 DIN125, ST Z	2	
21	WMH-010X000-P0	WSH, FLAT, HARD M10 D125, STL	2	

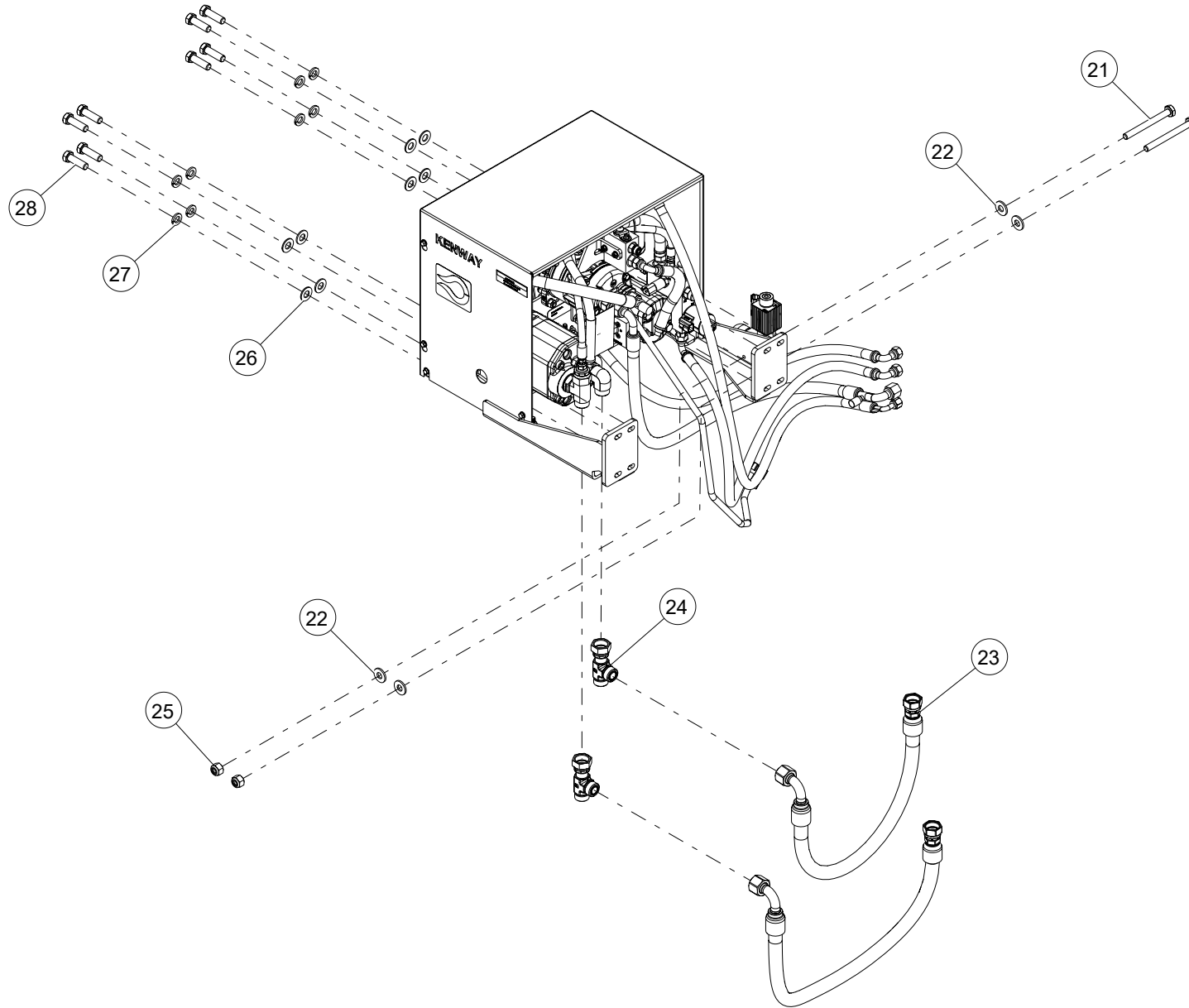
WHEN ORDERING PARTS, SPECIFY MODEL NUMBER, SERIAL NUMBER AND DESCRIPTION OF PARTS REQUIRED



WHEN ORDERING PARTS, SPECIFY MODEL NUMBER, SERIAL NUMBER AND DESCRIPTION OF PARTS REQUIRED

ITEM	PART NUMBER	DESCRIPTION	QUANTITY	NOTES
	<b>1041685</b>	<b>DELUXE AC AND FLAMELESS HEATER</b>		
1	1240-28	CLAMP, WORM DRIVE, -24	8	
2	T135436-16.13	HOSE,HVAC VENT,2.0IN ID	1	
3	T126413	REDUCER, HVAC. 2.5-2	3	
4	T126347	DAMPER, INLINE "Y"	1	
5	WMF-60MX000-20	WSH, FLAT M6 DIN125, ST SQC	5	
6	SMF-06AM012-28	SCR, HHCS M6-1X12 FT, ST SQC C8.8	1	
7	1240-97	2.5" ID - CLAMP, WORM DRIVE	10	
8	T135436-50	HOSE,HVAC VENT,2.0IN ID	1	
9	T135435-30	HOSE,HVAC VENT,2.5IN ID	1	
10	T111896	ADAPTER, Y, HVAC	1	
11	T135435-60	HOSE,HVAC VENT,2.5IN ID	1	
12	T135436-89.75-1	HOSE,HVAC VENT,2.0IN ID	1	
13	T112359	REDUCER, HVAC, 2.5-2	1	
14	T135435-7.88-01	HOSE,HVAC VENT,2.5IN ID	1	
15	T135435-70	HOSE,HVAC VENT,2.5IN ID	1	
16	T135436-33.88	HOSE,HVAC VENT,2.0IN ID	1	
17	T135435-7.88-02	HOSE,HVAC VENT,2.5IN ID	1	
18	SMF-06AM016-28	SCR, HHCS M6-1X16 FT, ST SQC C8.8	4	
19	T126121	PLATE, HVAC ADAPTER	1	
20	<b>1041680</b>	KENWAY HVAC KIT	1	SEE PAGE 196

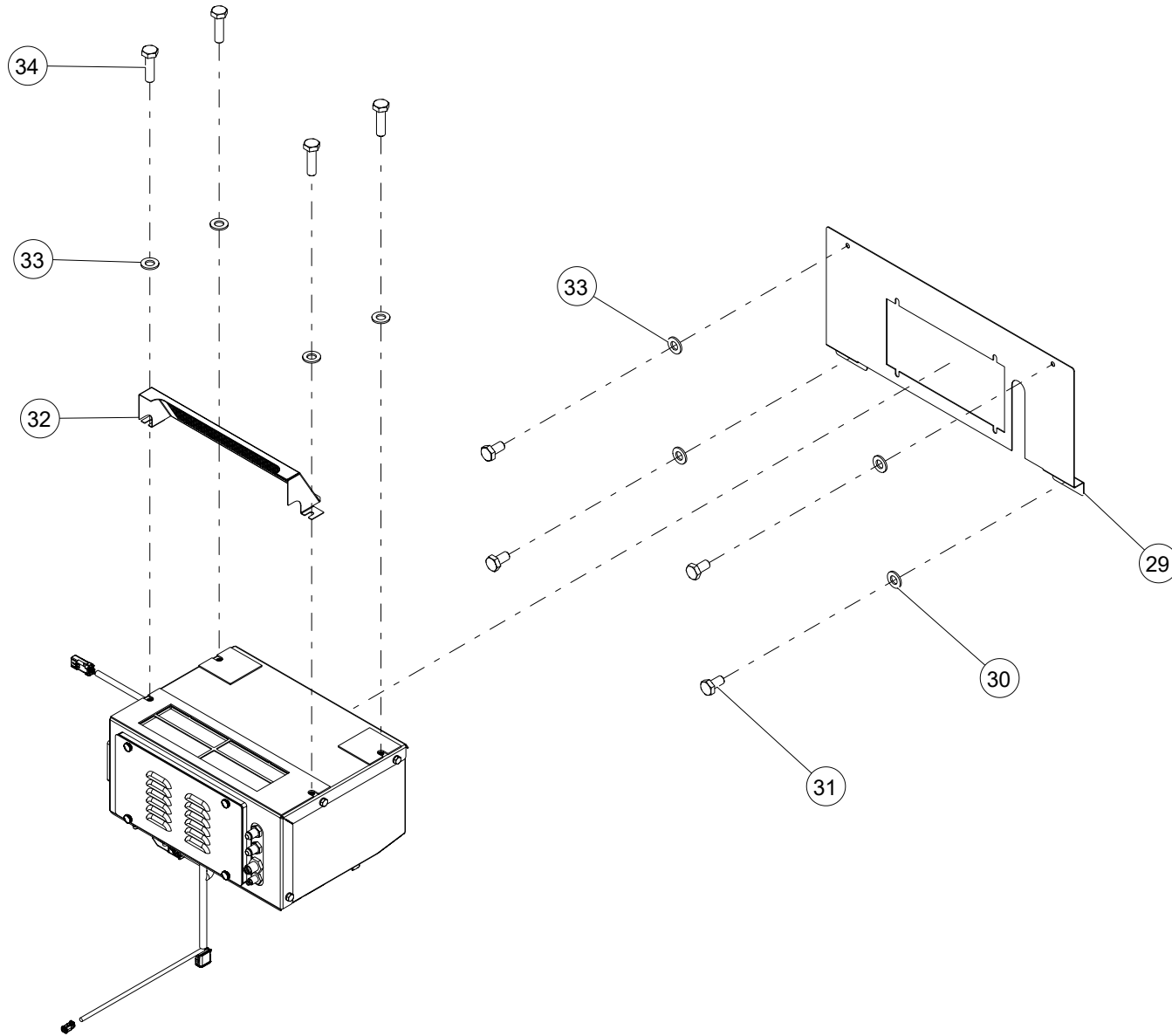
WHEN ORDERING PARTS, SPECIFY MODEL NUMBER, SERIAL NUMBER AND DESCRIPTION OF PARTS REQUIRED



WHEN ORDERING PARTS, SPECIFY MODEL NUMBER, SERIAL NUMBER AND DESCRIPTION OF PARTS REQUIRED

<b>ITEM</b>	<b>PART NUMBER</b>	<b>DESCRIPTION</b>	<b>QUANTITY</b>	<b>NOTES</b>
	<b>1041685</b>	<b>DELUXE AC AND FLAMELESS HEATER</b>		
21	HHCS-C250B508R0	HEX HEAD CAP SCREW, 1/4-20 X 2 1/2 LEN, GR8,NF	2	
22	WSH2-X2500008Z0	SAE WASHER, 1/4, GR8, ZN	4	
23	1027988	HOSE, -12, 3000, FOFS-12SW / 90FOFS-12SW, 32.75	2	
24	1018023	TEE, MOFS-12/FOFS-12/MOFS-12	2	
25	NUT3-C2500008Z0	NYLON LOCK NUT, 1/4-20, GR8, ZN	2	
26	WSH2-X3750008Z0	SAE WASHER, 3/8, GR8, ZN	8	
27	WSH4-X3750008Z0	SPIRAL LOCK WASHER, 3/8, GR8, ZN	8	
28	HHCS-C375A258Z0	HEX HEAD CAP SCREW, 3/8-16 X 1 1/4 LEN, GR8,ZN	8	

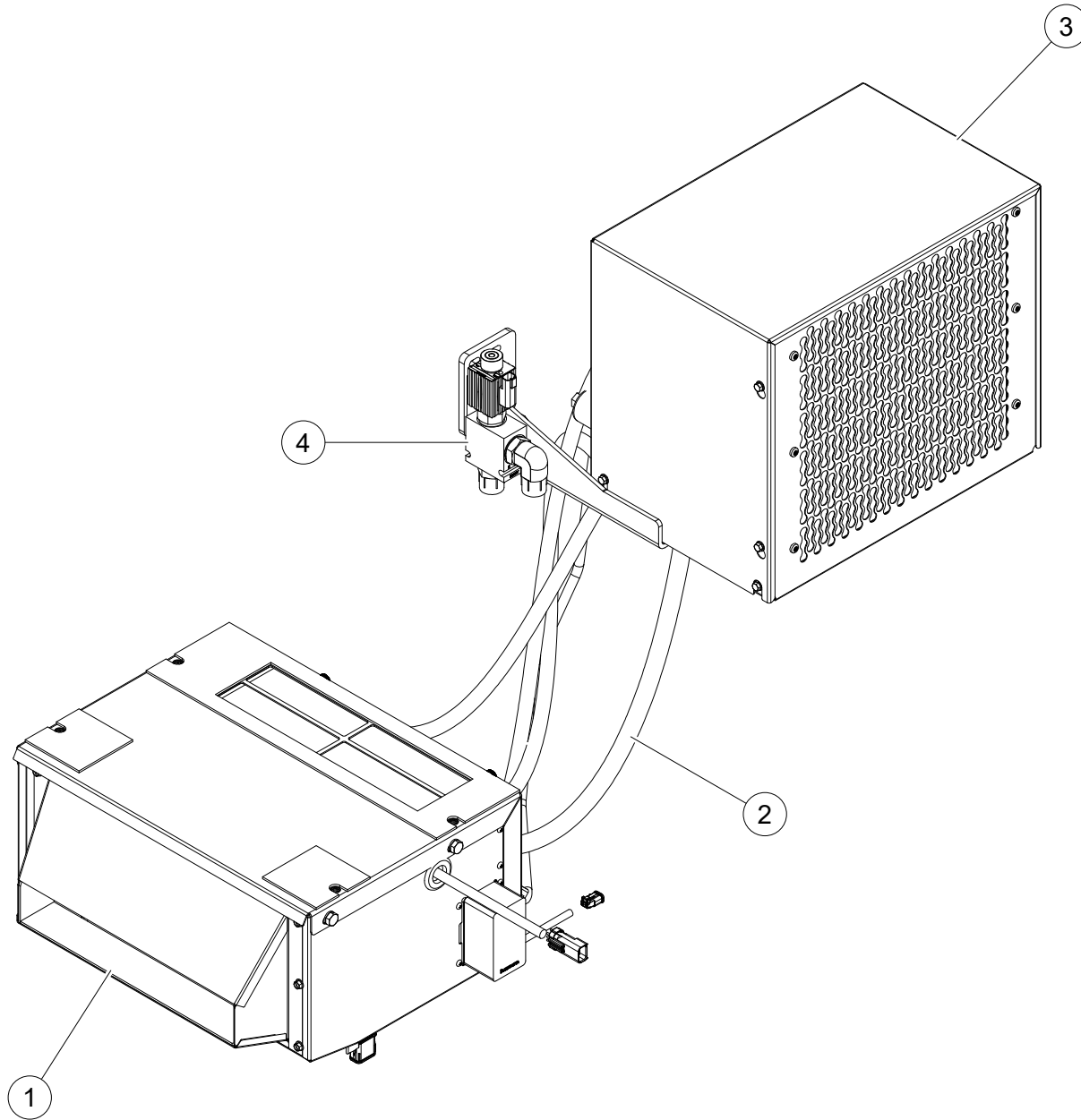
WHEN ORDERING PARTS, SPECIFY MODEL NUMBER, SERIAL NUMBER AND DESCRIPTION OF PARTS REQUIRED



WHEN ORDERING PARTS, SPECIFY MODEL NUMBER, SERIAL NUMBER AND DESCRIPTION OF PARTS REQUIRED

ITEM	PART NUMBER	DESCRIPTION	QUANTITY	NOTES
	<b>1041685</b>	<b>DELUXE AC AND FLAMELESS HEATER</b>		
29	T126251	COVER, CAB REAR	1	
30	WMF-010X000-P0	WSH, FLAT M10 DIN125 STL	2	
31	SMF-10CM018-28	SCR, HHCS M10-1.5X18 FT,ST SQC C8.8	4	
32	T126350	PANEL, RECIRC	1	
33	WMF-010X000-20	WSH, FLAT, HARD M10 D125, ST Z	6	
34	S07-10CM035-28	SCR,HHCS M10-1.5X35 PT,ST SQC C8.8	4	

WHEN ORDERING PARTS, SPECIFY MODEL NUMBER, SERIAL NUMBER AND DESCRIPTION OF PARTS REQUIRED



WHEN ORDERING PARTS, SPECIFY MODEL NUMBER, SERIAL NUMBER AND DESCRIPTION OF PARTS REQUIRED

## KENWAY HVAC KIT

---

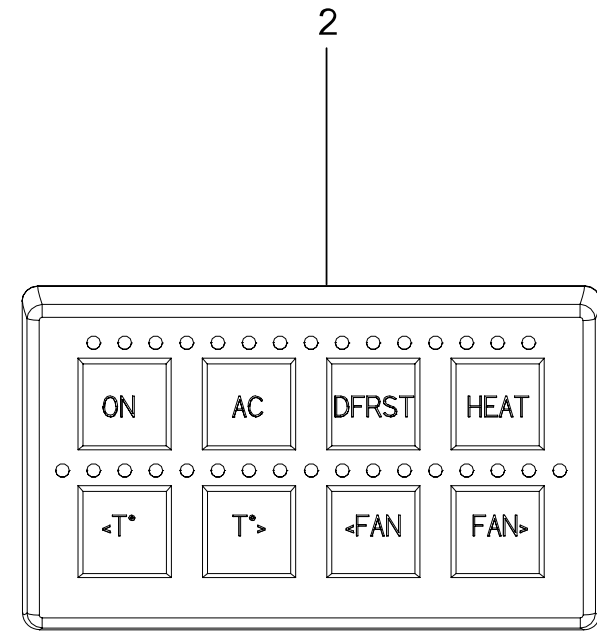
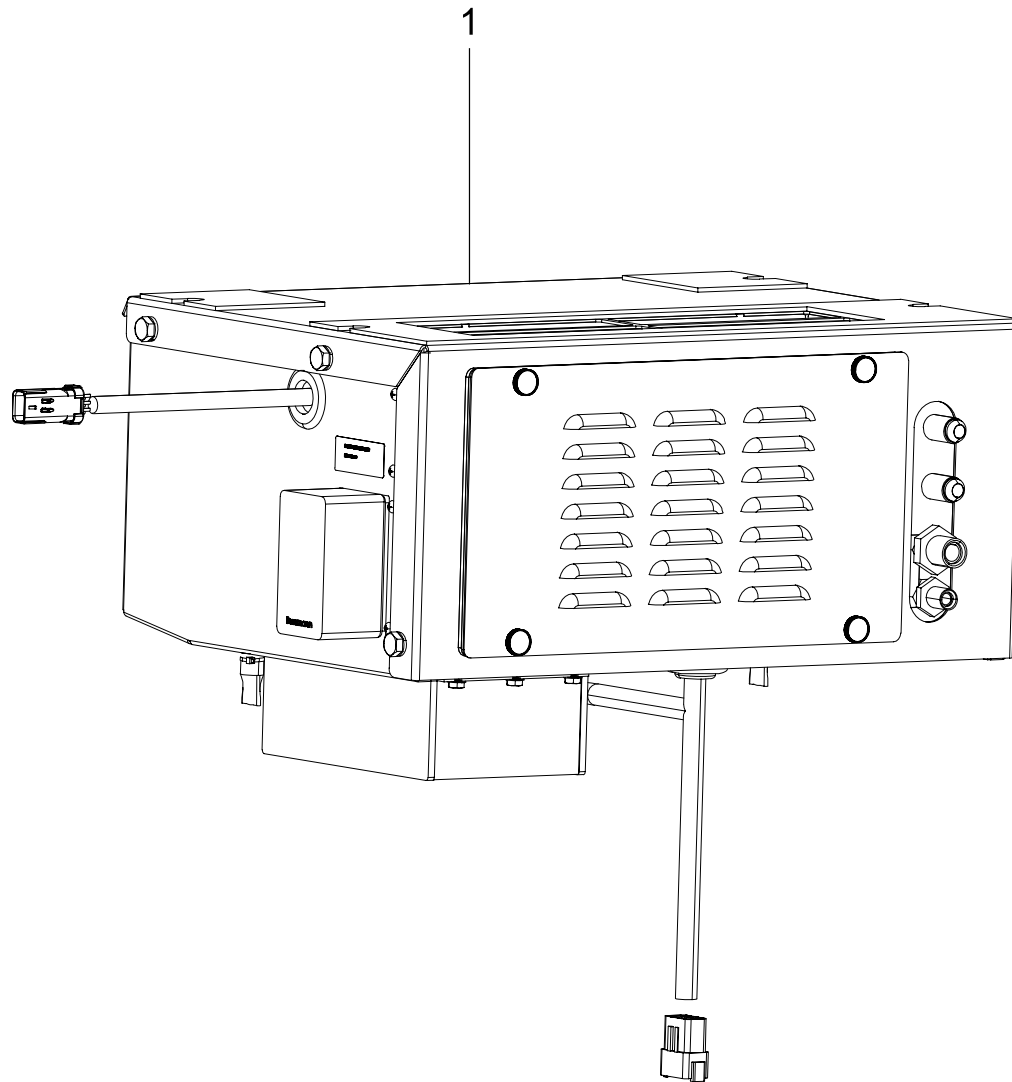
ITEM	PART NUMBER	DESCRIPTION	QUANTITY	NOTES
	<b>1041680</b>	<b>KENWAY HVAC KIT</b>		
1	T133388	BLOWER UNIT	1	SEE PAGE 198
2	T133389	KIT, HOSE & DRIVE MOUNTING	1	SEE PAGE 204
3	T135299	HYDRAULIC DRIVE UNIT	1	SEE PAGE 208
4	1036581	VALVE, 2-WAY	1	

---

WHEN ORDERING PARTS, SPECIFY MODEL NUMBER, SERIAL NUMBER AND DESCRIPTION OF PARTS REQUIRED

# BLOWER UNIT

---



WHEN ORDERING PARTS, SPECIFY MODEL NUMBER, SERIAL NUMBER AND DESCRIPTION OF PARTS REQUIRED

## BLOWER UNIT

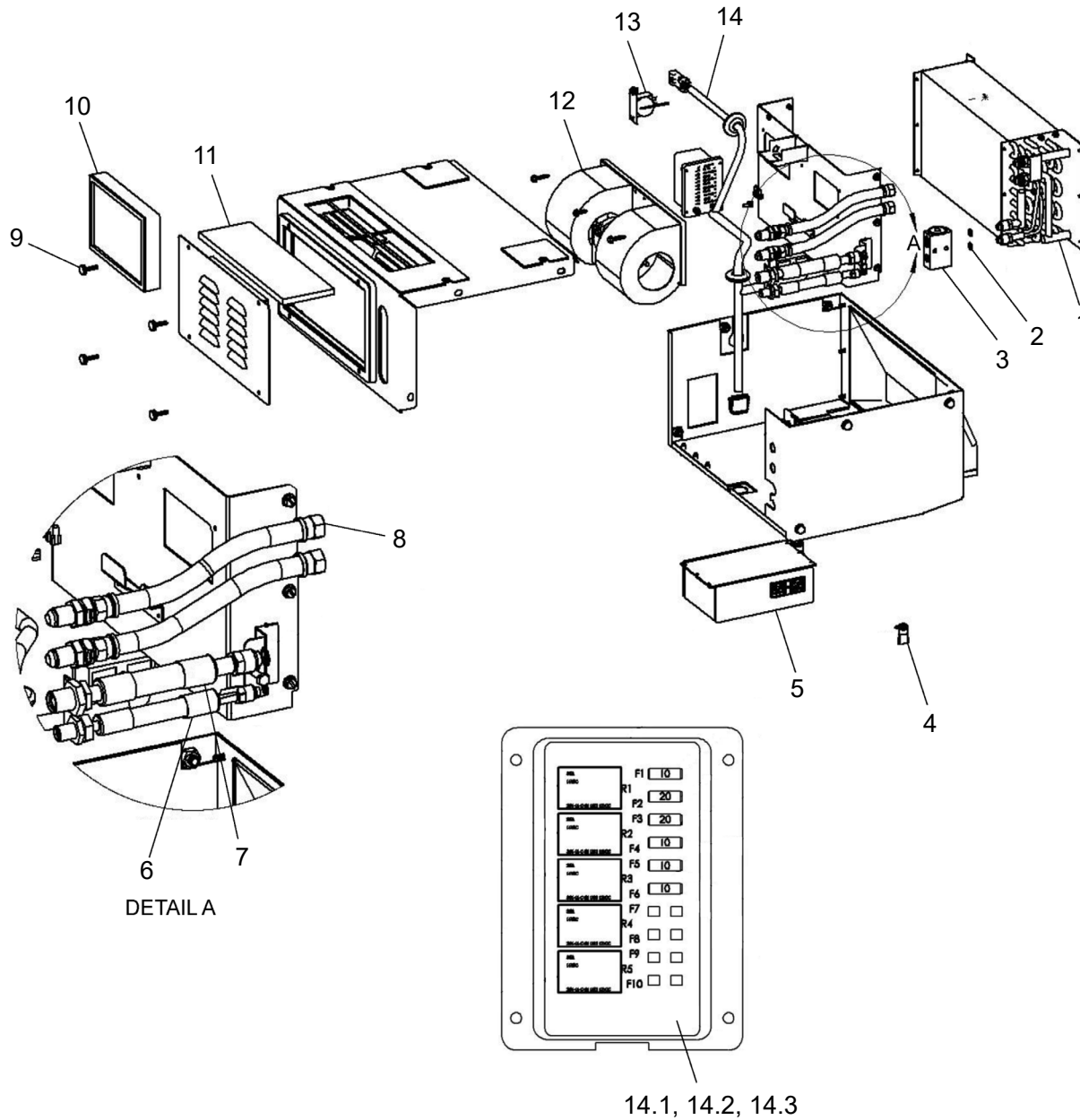
---

ITEM	PART NUMBER	DESCRIPTION	QUANTITY	NOTES
	<b>T133388</b>	<b>BLOWER UNIT</b>		
1	<b>230136</b>	BLOWER ASSEMBLY, AC & OIL HEAT	1	SEE PAGE 200
2	229865	KEYPAD 2 X 4	1	

---

WHEN ORDERING PARTS, SPECIFY MODEL NUMBER, SERIAL NUMBER AND DESCRIPTION OF PARTS REQUIRED

# BLOWER ASSEMBLY, AC & OIL HEAT

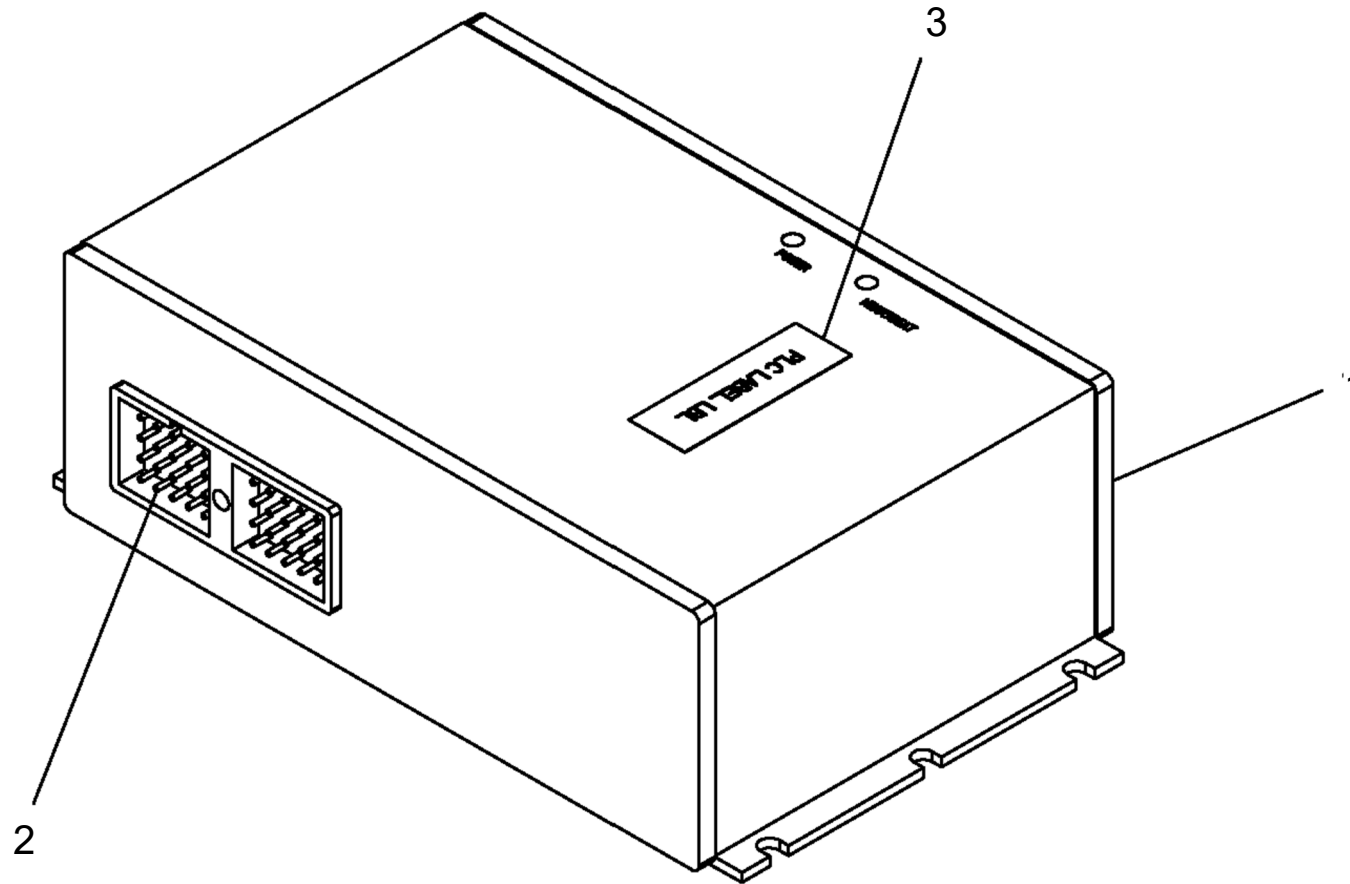


WHEN ORDERING PARTS, SPECIFY MODEL NUMBER, SERIAL NUMBER AND DESCRIPTION OF PARTS REQUIRED

## BLOWER ASSEMBLY, AC & OIL HEAT

ITEM	PART NUMBER	DESCRIPTION	QUANTITY	NOTES
	<b>230136</b>	<b>BLOWER ASSEMBLY, AC &amp; OIL HEAT</b>		
1	228858	COIL, OIL HEAT/COOL 9 X 15	1	
2	215839	O-RING, REFRIG. #8	2	
3	219736	VALVE, EXP. BLOCK	1	
4	219925	TUBE, KAZOO DRAIN VALVE	2	
5	<b>230137</b>	CONTROLLER, PROGRAMMED	1	SEE PAGE 202
6	228852	HOSE ASSEMBLY, #6 TXV -BULKHEAD	1	
6.1	219792	O-RING, REFRIG. #6	1	
7	228849	HOSE, ASSEMBLY, #10 TXV - BULKHEAD	1	
7.1	220107	O-RING, REFRIG. #10	1	
8	228859	HOSE ASSEMBLY, HYD COIL-BLKHD	1	
9	230138	KNOB, 1/4-20 X 1"	4	
10	226966	FILTER, PAPER	1	
11	226965	FILTER, RECIRC FOAM	1	
12	226962	BLOWER ASSEMBLY 12V (HP) W/ 4 SP RES	1	
13	219733	THERMOSTAT, FIXED	1	
14	230139	HARNESS & FUSE PANEL ASSEMBLY	1	
14.1	228277	RELAY, 12V MICRO 280	5	
14.2	228278	FUSE, MINI/ ATM 10 AMP	4	
14.3	228279	FUSE, MINI/ ATM 20 AMP	2	

WHEN ORDERING PARTS, SPECIFY MODEL NUMBER, SERIAL NUMBER AND DESCRIPTION OF PARTS REQUIRED



---

WHEN ORDERING PARTS, SPECIFY MODEL NUMBER, SERIAL NUMBER AND DESCRIPTION OF PARTS REQUIRED

## CONTROLLER, PROGRAMMED

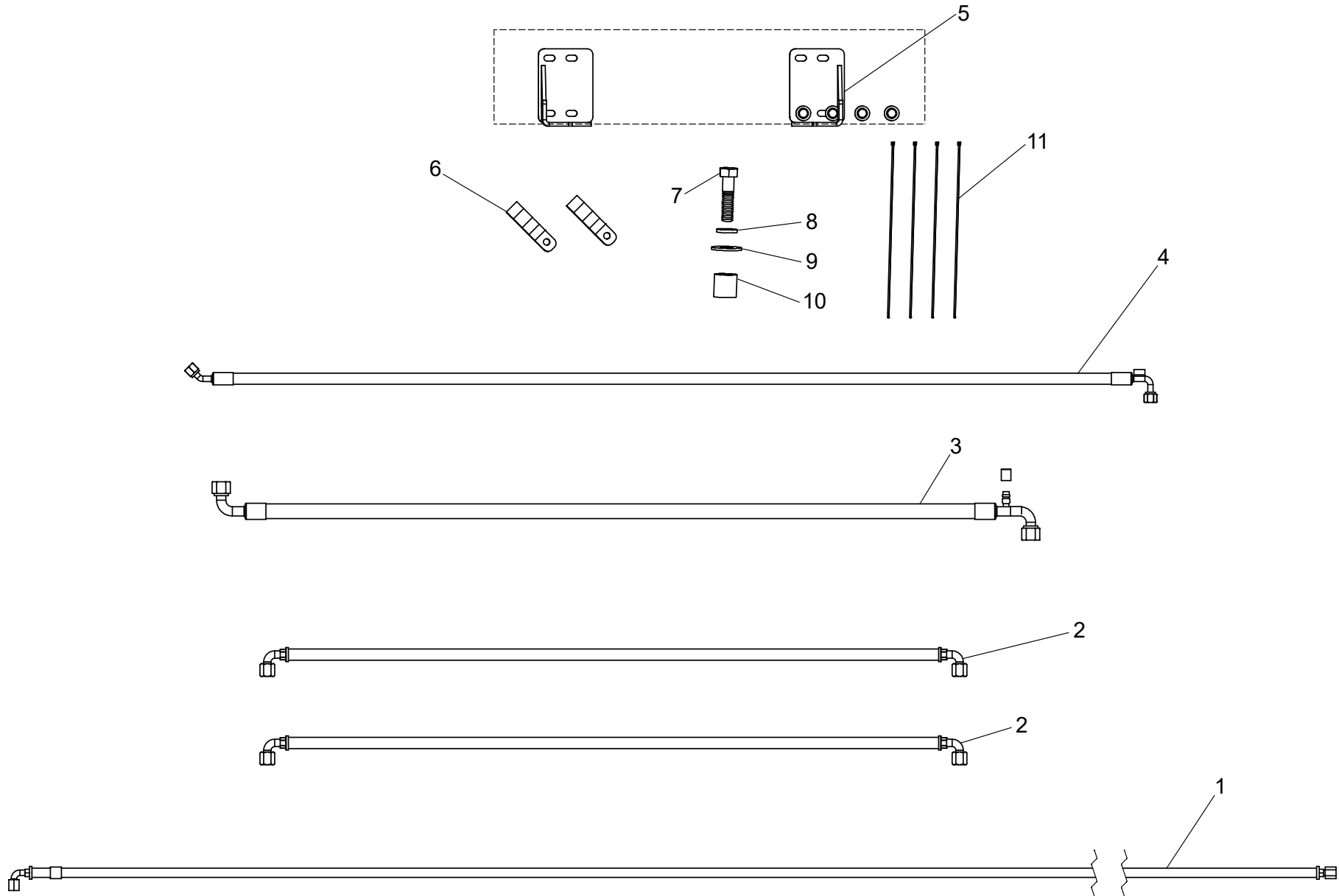
---

ITEM	PART NUMBER	DESCRIPTION	QUANTITY	NOTES
	<b>230137</b>	<b>CONTROLLER, PROGRAMMED</b>		
1	221881	CONTROLLER, PROGRAMMABLE	1	
2	230140	PROGRAM, PLC TXCR508	1	
3	222863	LABEL, PAPER- PLC ID	1	

---

WHEN ORDERING PARTS, SPECIFY MODEL NUMBER, SERIAL NUMBER AND DESCRIPTION OF PARTS REQUIRED

# KIT, HOSE & DRIVE MOUNTING



WHEN ORDERING PARTS, SPECIFY MODEL NUMBER, SERIAL NUMBER AND DESCRIPTION OF PARTS REQUIRED

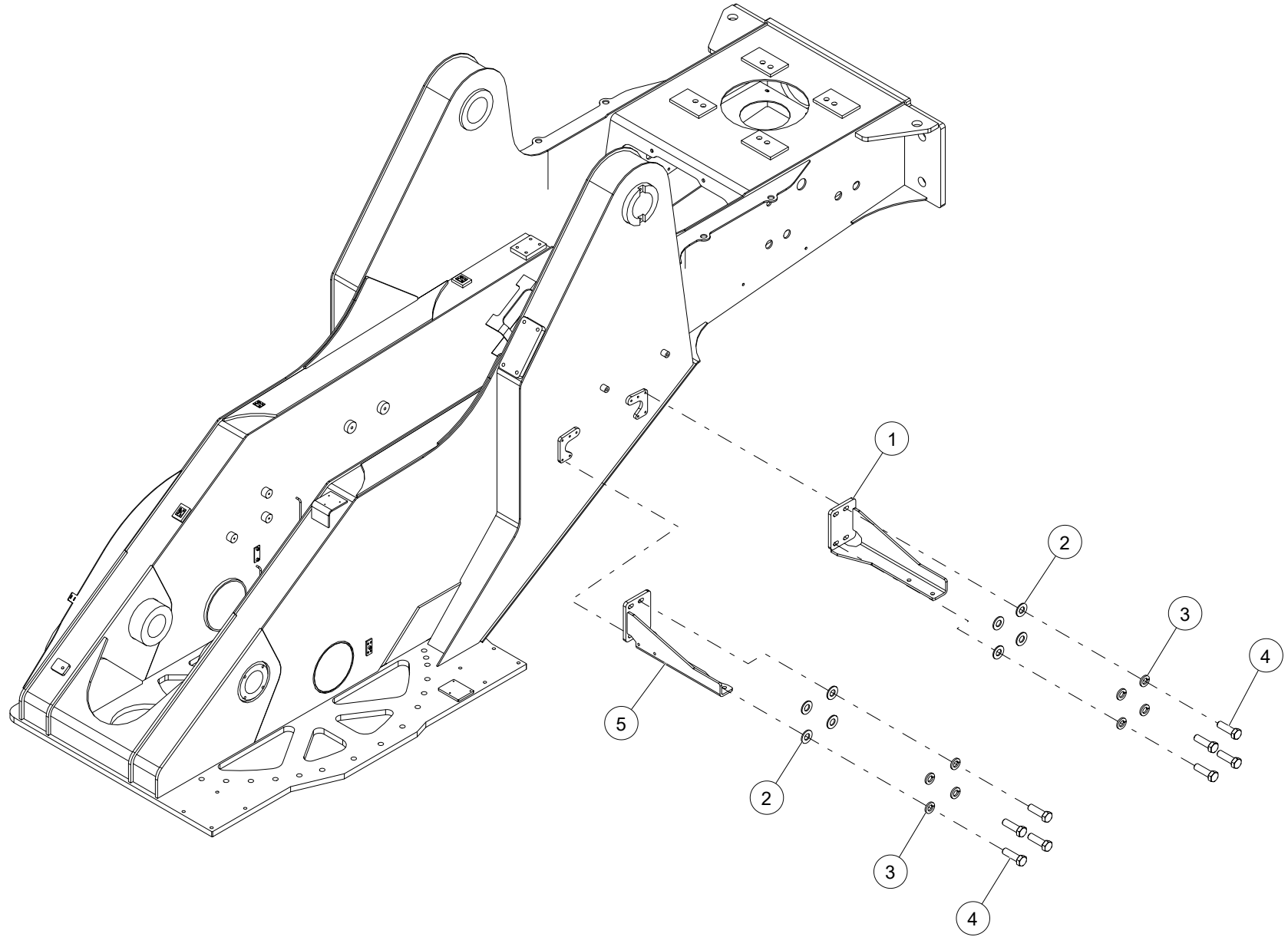
## KIT, HOSE & DRIVE MOUNTING

---

ITEM	PART NUMBER	DESCRIPTION	QUANTITY	NOTES
	<b>T133389</b>	<b>KIT, HOSE &amp; DRIVE MOUNTING</b>		
1	227564	HOSE ASSEMBLY, -6 HYD CASE DRAIN	1	
2	227565	HOSE ASSEMBLY, HYD -8 HEAT	2	
3	227566	HOSE ASSEMBLY, #10 BLKHD-COMP	1	
4	227567	HOSE ASSEMBLY, #6 RD-BLKHD	1	
5	<b>221844</b>	KIT, MD 9037/47/57 MTG	1	SEE PAGE 206
6	221845	CLAMP, DOUBLE HOSE	2	
7	221846	HHCS 3/8 NC X 1 1/2 GR8 ZP	1	
8	223849	WASHER, LOCK 3/8" ID	1	
9	221847	WASHER, FLAT 3/8" / M10 -HARD YZ	1	
10	227568	SPACER, TUBE 3/4" LG BLACK	1	
11	216050	TIE, PLASTIC 15"	4	

---

WHEN ORDERING PARTS, SPECIFY MODEL NUMBER, SERIAL NUMBER AND DESCRIPTION OF PARTS REQUIRED

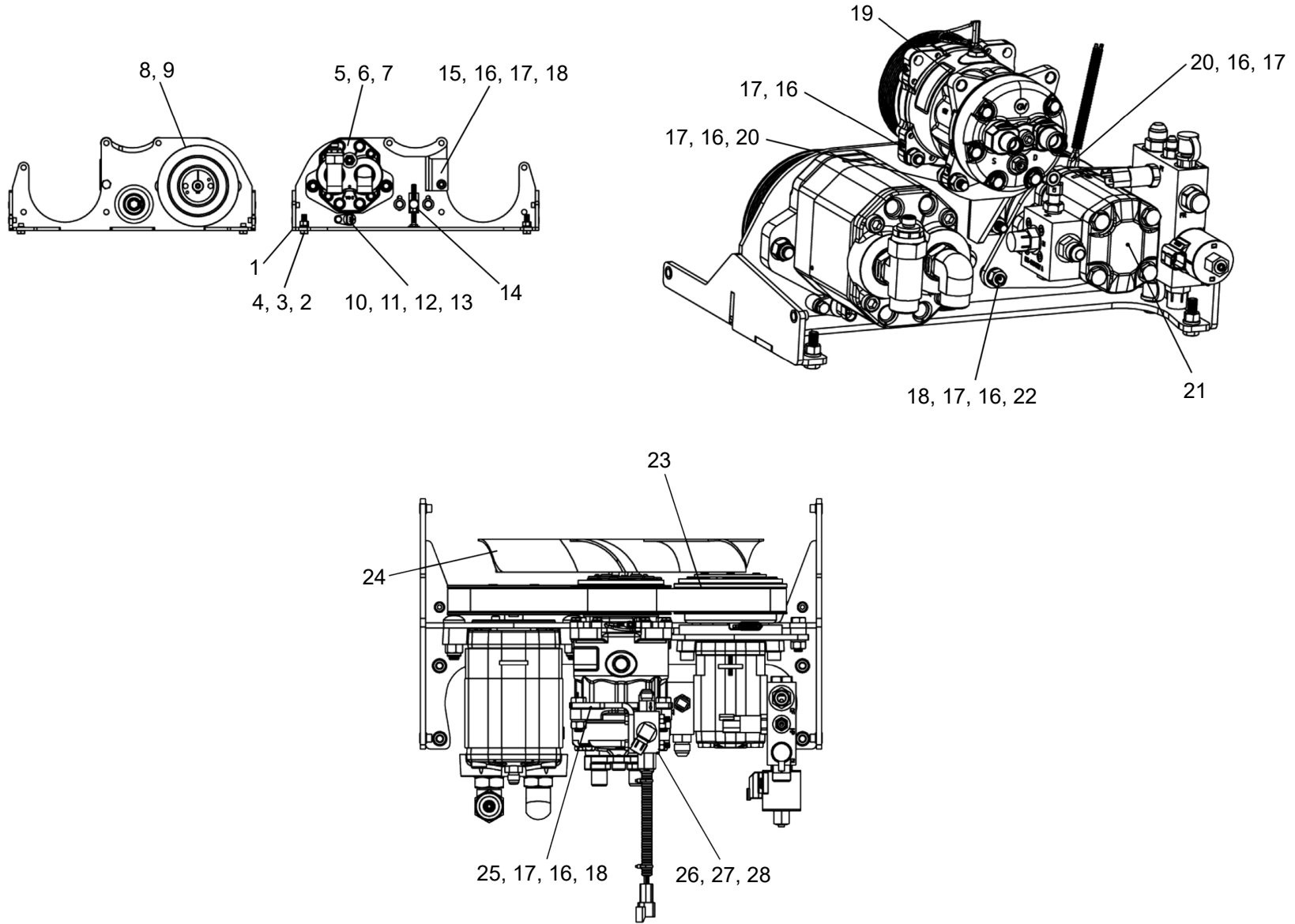


WHEN ORDERING PARTS, SPECIFY MODEL NUMBER, SERIAL NUMBER AND DESCRIPTION OF PARTS REQUIRED

## KIT, MD 9037/47/57 MTG

ITEM	PART NUMBER	DESCRIPTION	QUANTITY	NOTES
	<b>221844</b>	<b>KIT, MD 9037/47/57 MTG</b>		
1	222341	BRKT, MTG RIGHT	1	
2	222342	BRKT, MTG LEFT	1	
3	221800	HHCS 3/8 NC X 1-1/4 GR8 ZP	8	
4	223849	WASHER, LOCK 3/8" ID	8	
5	221847	WASHER, FLAT 3/8" / M10 -HARD YZ	8	

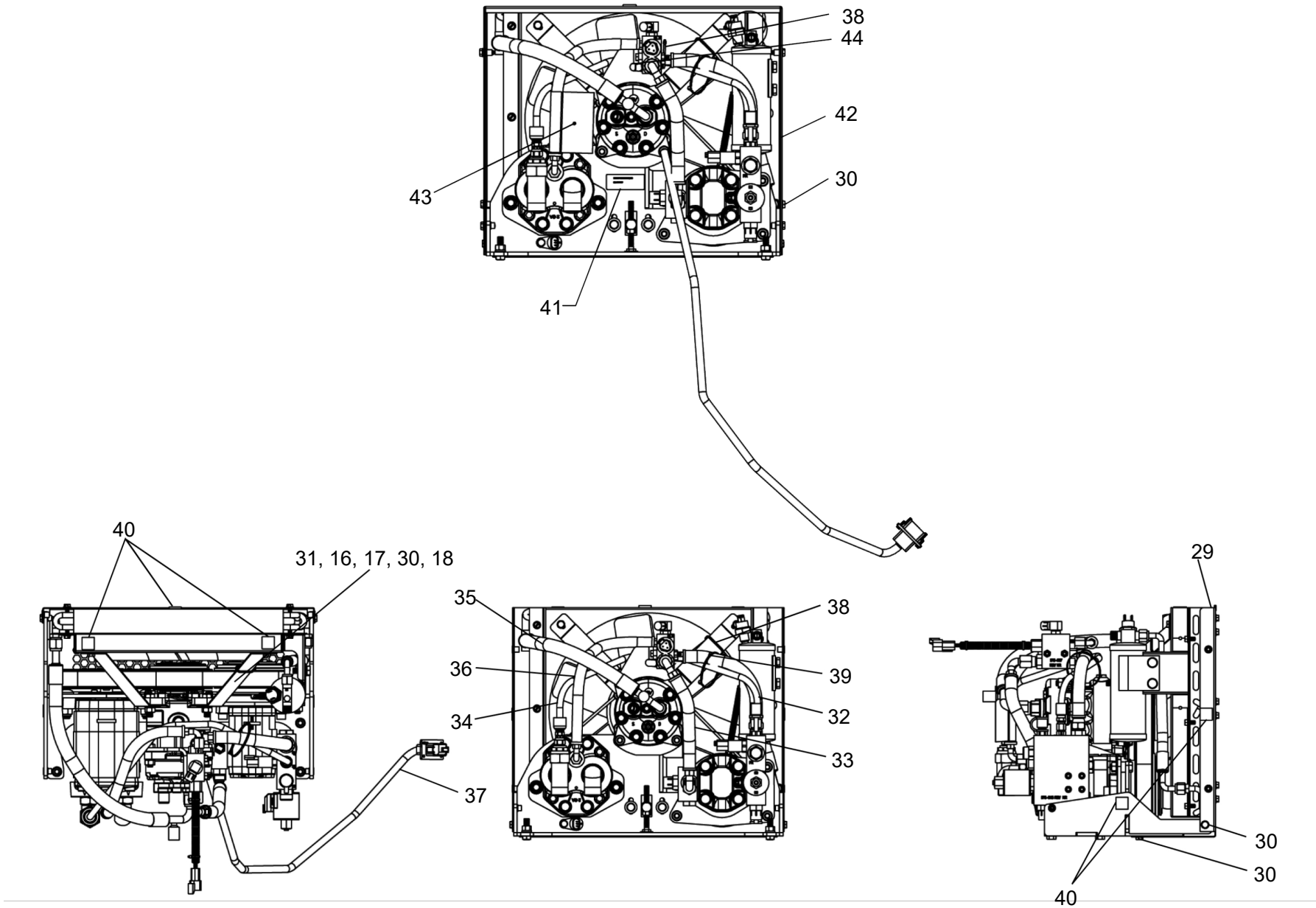
WHEN ORDERING PARTS, SPECIFY MODEL NUMBER, SERIAL NUMBER AND DESCRIPTION OF PARTS REQUIRED



WHEN ORDERING PARTS, SPECIFY MODEL NUMBER, SERIAL NUMBER AND DESCRIPTION OF PARTS REQUIRED

ITEM	PART NUMBER	DESCRIPTION	QUANTITY	NOTES
	<b>T135299</b>	<b>HYDRAULIC DRIVE UNIT</b>		
1	221797	BASE, HYD	1	
2	221798	NUT, HEX 3/8-16NC YZ	4	
3	223849	WASHER, LOCK 3/8" ID	4	
4	221800	HHCS 3/8 NC X 1-1/4 GR8 ZP	4	
5	227569	MOTOR ASSEMBLY, 1.59 9067 AOH (ORFS)	1	
6	221809	CARRIAGE BOLT, 1/2 NC X 1.75 ZP	2	
7	221810	NUT HEX 1/2-13 NC NYLOCK ZP GR 8	2	
8	221812	BUSHING, 7/8" ID SPLIT W/ 1/4 KEYWAY, BLK OXD FINISH	1	
9	221813	PULLEY, HYD PV8	1	
10	221815	SENSOR, SPEED	1	
11	221816	HHCS 1/4 NC X 1.5	1	
12	221817	WASHER, LOCK 1/4 YZ	1	
13	227570	SPACER, ALUMINUM .63/.25 X .625	1	
14	<b>227571</b>	ASSEMBLY, BELT TENSIONER	1	SEE PAGE 212
15	221818	BRKT, COMP MTG	1	
16	221819	WASHER, LOCK M10 ZP	12	
17	221820	NUT, HEX M10-1.5 YZ	13	
18	219935	HHCS M10-1.5 X 35MM GR 10.9 YZ(16MM-HEAD)	8	
19	227572	COMP, SD7H15 12 N 4 S8 119MM(FLX7)-FLAG TERM.	1	
20	221823	HHCS M10 - 1.5 X 40MM GR10.9 YZ(16MM-HEAD)	2	
21	221822	PUMP/BLOCK ASSEMBLY MD9067 12V	1	
22	221824	SPACER, TUBE .75 X .405 X .321" LG PAINTED	3	
23	221825	BELT, DRIVE PV8 X 45.0	1	
24	227573	FAN MOUNTING GROUP - 9067	1	
25	221829	BKT, OLS	1	
26	221830	ASSEMBLY, OIL LEVEL SENSOR BLOCK	1	
27	221831	HHCS 1/4 - 20 NC X 2 ZP	2	
28	221832	NUT, HEX 1/4-20 NYLOCK	2	

WHEN ORDERING PARTS, SPECIFY MODEL NUMBER, SERIAL NUMBER AND DESCRIPTION OF PARTS REQUIRED

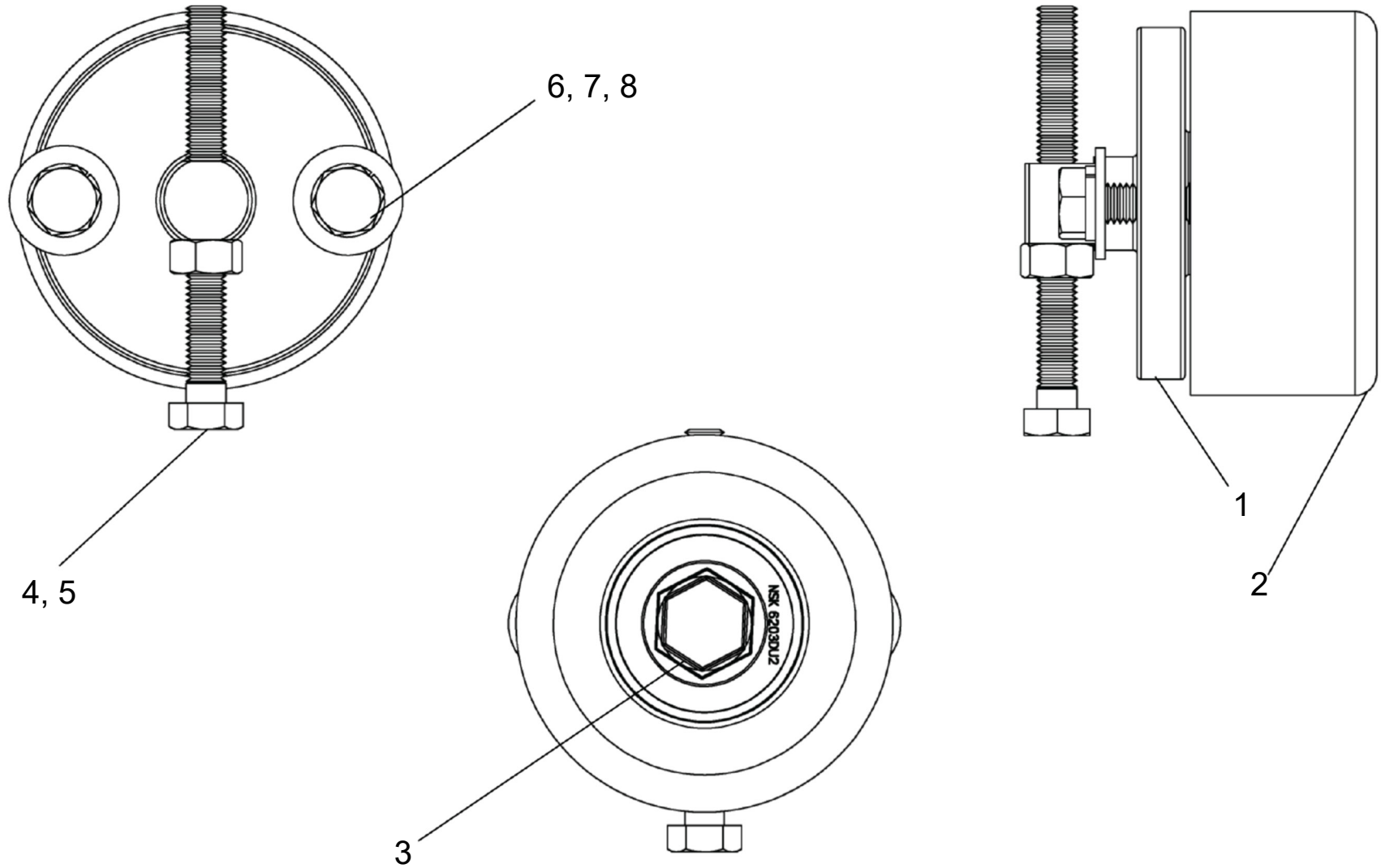


WHEN ORDERING PARTS, SPECIFY MODEL NUMBER, SERIAL NUMBER AND DESCRIPTION OF PARTS REQUIRED

ITEM	PART NUMBER	DESCRIPTION	QUANTITY	NOTES
	<b>T135299</b>	<b>HYDRAULIC DRIVE UNIT</b>		
29	221833	COND. ASSEMBLY (9067)	1	
30	221835	HWHCS 1/4-20 X 3/4 (WHIZLK)	12	
31	221834	BRACE	2	
32	221837	HOSE ASSEMBLY, PUSH ON, -8 STR-90	1	
33	221838	HOSE ASSEMBLY, PUSH ON, -8 90-90	1	
34	227574	HOSE ASSEMBLY, HYD 04FFORX-04FJX-25.0" SAE100R2	1	
35	227575	HOSE ASSEMBLY, COMP-CD	1	
36	221839	HOSE ASSEMBLY, PUSH ON, -6 90-90	1	
37	221840	WIRE HARNESS, 9067	1	
38	221874	TIE, PLASTIC 7"	2	
39	216050	TIE, PLASTIC 15"	1	
40	227576	GASKET, .9" SQUARE OR .9" ROUND	7	
41	221841	LABEL, KW SERIAL#	1	
42	221842	COVER, 17-9067	1	
43	227577	LABEL, OIL CHARGE WARNING	1	
44	221873	TIE, PLASTIC 4"	1	

WHEN ORDERING PARTS, SPECIFY MODEL NUMBER, SERIAL NUMBER AND DESCRIPTION OF PARTS REQUIRED

# ASSEMBLY, BELT TENSIONER



WHEN ORDERING PARTS, SPECIFY MODEL NUMBER, SERIAL NUMBER AND DESCRIPTION OF PARTS REQUIRED

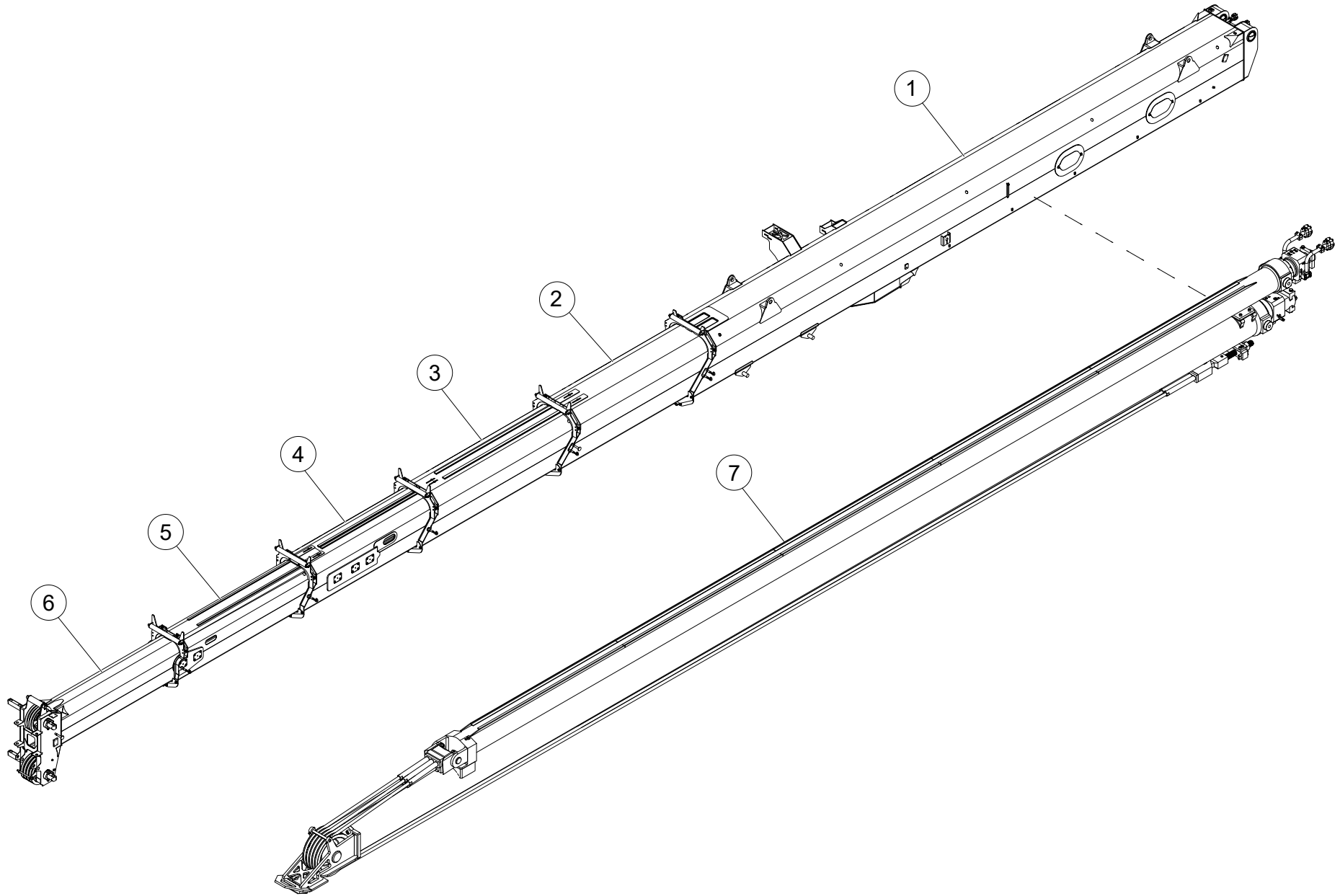
## ASSEMBLY, BELT TENSIONER

ITEM	PART NUMBER	DESCRIPTION	QUANTITY	NOTES
	<b>227571</b>	<b>ASSEMBLY, BELT TENSIONER</b>		
1	221801	TENSIONER, TURNED	1	
2	221806	PULLEY ASSEMBLY, BACKSIDE PV8 X 3.0"	1	
3	221807	SHOULDER BOLT, 7/16-20 X 1 1/2	1	
4	221803*	HHCS M8-1.25 X 80 GR8.8 FULL THREAD ZP	1	
5	221802*	NUT HEX M8 X 1.25 MM	1	
6	221804*	HHCS M8X1.25 X 25 MM	2	
7	221814*	WASHER, LOCK M8 ZP	2	
8	221805*	WASHER, FLAT 5/16" YZ	2	
	<b>NOTE</b>	* ITEM NOT SOLD SEPARATELY		

WHEN ORDERING PARTS, SPECIFY MODEL NUMBER, SERIAL NUMBER AND DESCRIPTION OF PARTS REQUIRED

**PAGE INTENTIONALLY LEFT BLANK**

**BOOM**



WHEN ORDERING PARTS, SPECIFY MODEL NUMBER, SERIAL NUMBER AND DESCRIPTION OF PARTS REQUIRED

---

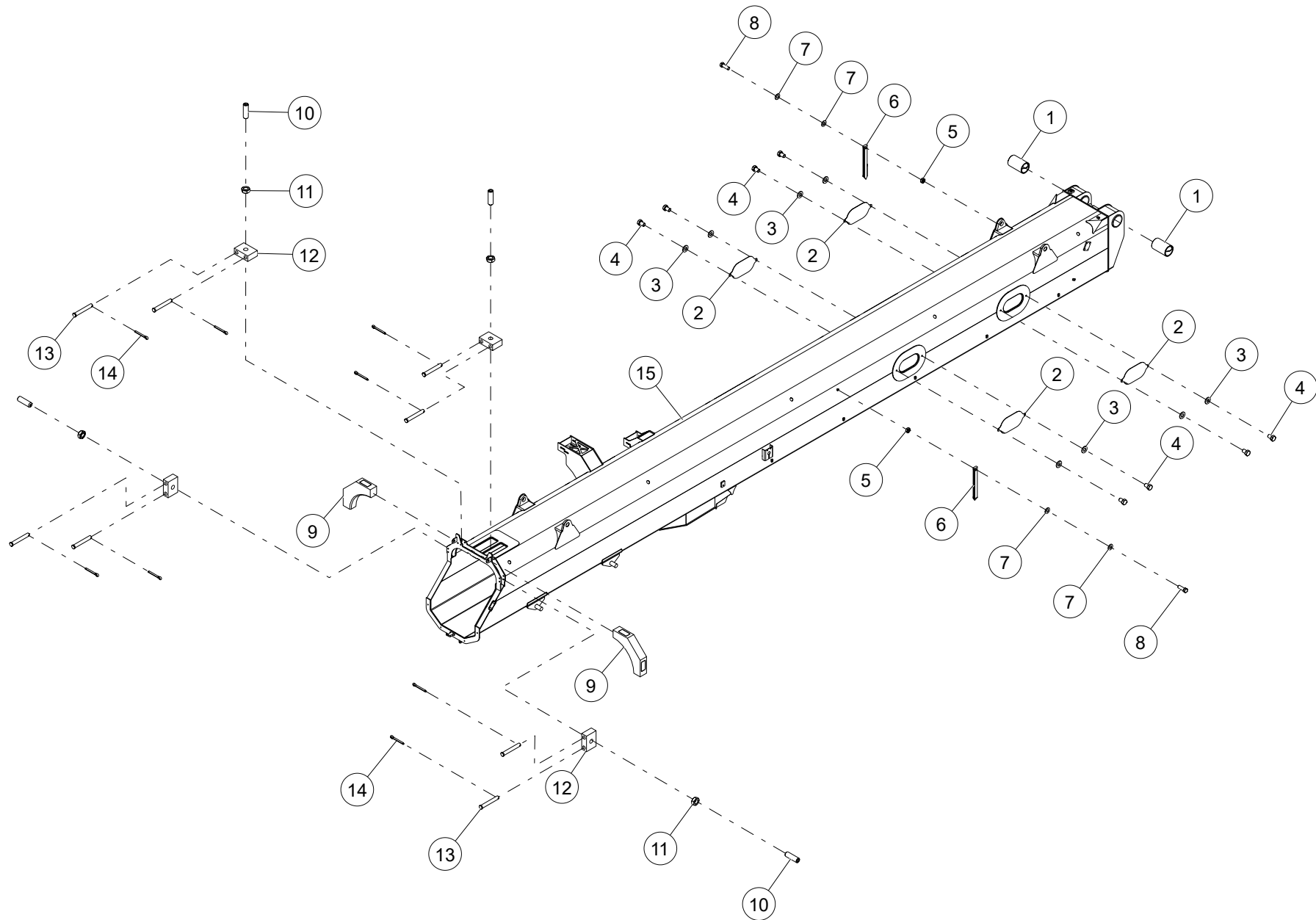
## BOOM ASSEMBLY, LOAD KING 80-160

---

ITEM	PART NUMBER	DESCRIPTION	QUANTITY	NOTES
	<b>1004326</b>	<b>BOOM ASSEMBLY, LOAD KING 80-160</b>		
1	1041096	WELDMENT, BASE SECTION	1	SEE PAGE 218
2	1004541	WELDMENT, 2ND SECTION	1	SEE PAGE 222
3	1004514	WELDMENT, 3RD SECTION	1	SEE PAGE 226
4	1004484	WELDMENT, 4TH SECTION	1	SEE PAGE 230
5	1004457	WELDMENT, 5TH SECTION	1	SEE PAGE 236
6	1043732	WELDMENT, TIP SECTION	1	SEE PAGE 242
7	1008300	BOOM EXTEND CYLINDER	1	SEE PAGE 246

WHEN ORDERING PARTS, SPECIFY MODEL NUMBER, SERIAL NUMBER AND DESCRIPTION OF PARTS REQUIRED

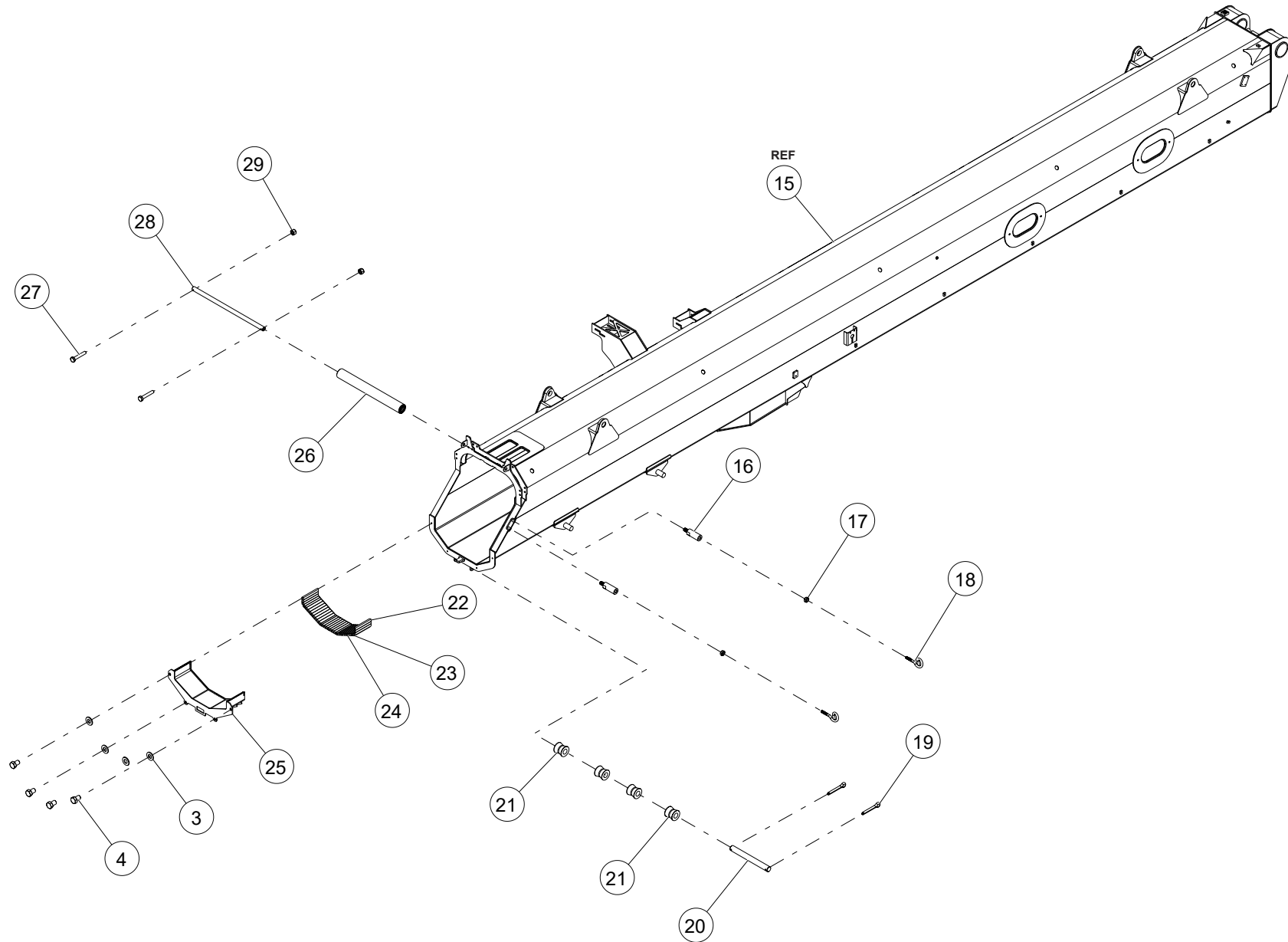
---



WHEN ORDERING PARTS, SPECIFY MODEL NUMBER, SERIAL NUMBER AND DESCRIPTION OF PARTS REQUIRED

ITEM	PART NUMBER	DESCRIPTION	QUANTITY	NOTES
	<b>1041096</b>	<b>WELDMENT, BASE SECTION</b>		
1	1004584	BUSHING, PIVOT PIN	2	
2	1004751	PLATE, ACCESS HOLE COVER	4	
3	WSH2-X5000008Z0	SAE WASHER, 1/2, GR8, ZN	8	Total 12 in WELDMENT, BASE SECTION
4	HHCS-C5007508Z0	HEX HEAD CAP SCREW, 1/2-13 X 3/4 LEN, GR8, ZN	8	Total 12 in WELDMENT, BASE SECTION
5	NUT2-C4380008Z0	HEX JAM NUT, 7/16-14, GR8, ZN	2	
6	729-02578	POINTER	2	
7	WSH2-X4380008Z0	SAE WASHER, 7/16, GR8, ZN	4	
8	HHCS-C438A258Z1	HEX HEAD CAP SCREW, 7/16-14 X 1 1/4 LEN, GR8, ZN, FULL THREAD	2	
9	1004346	WEAR PAD ASM, FRONT UPPER LARGE	2	
10	SS01-C750B50CB0	SET SCREW, 3/4-10 X 2 1/2 LEN, BO	4	
11	NUT2-C7500005Z0	HEX JAM NUT, 3/4-10, GR5, ZN	4	
12	1004338	BAR, WEAR PAD ADJUSTING	4	
13	PIN1-X500C50XZ0	CLEVIS PIN, 1/2 DIA X 3 1/2 LEN, ZINC	8	
14	PIN3-X125A00XZ0	COTTER PIN, 1/8 DIA X 1 LEN, ZINC	8	
15	1041096	WELDMENT, BASE SECTION	1	

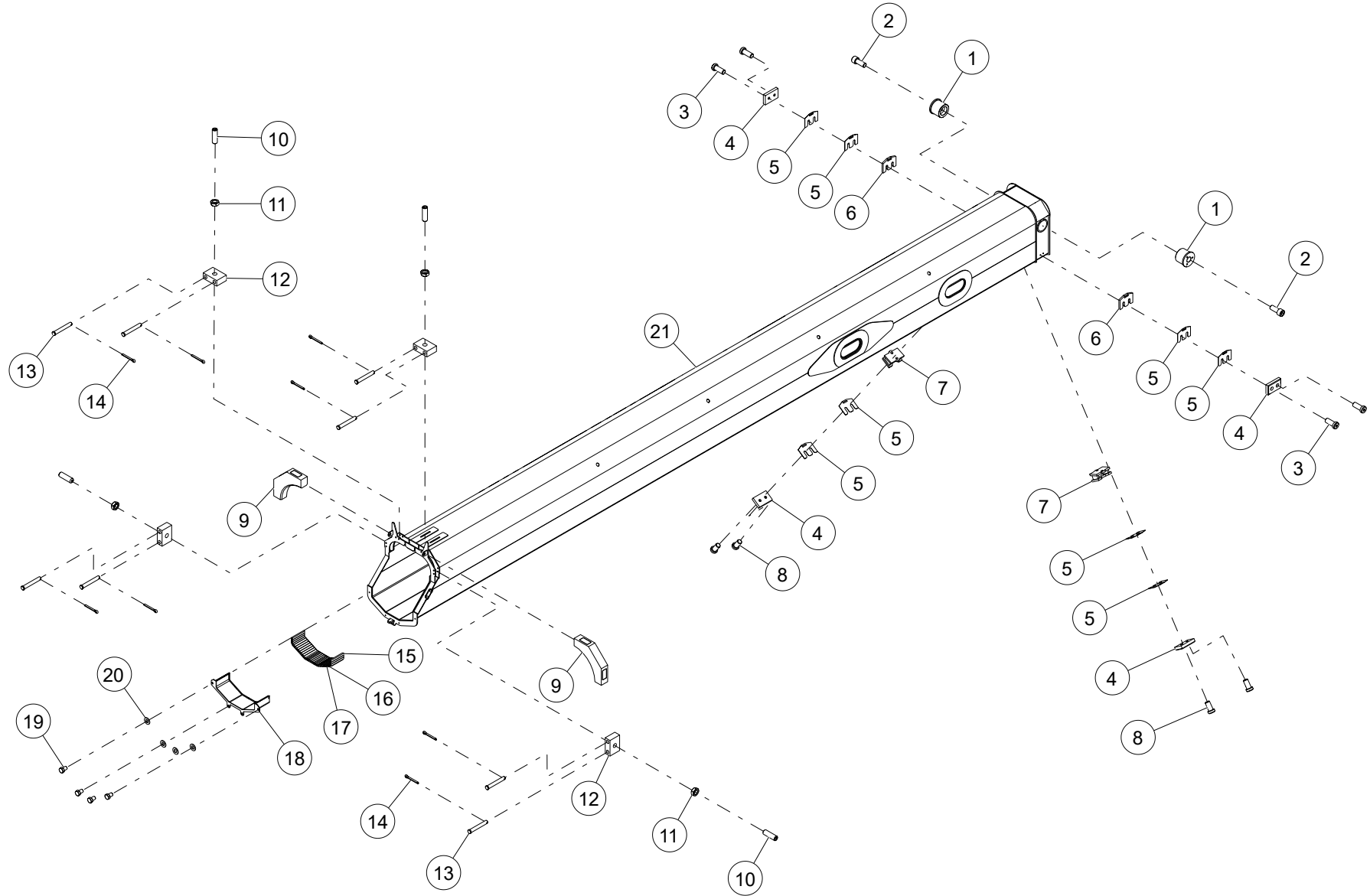
WHEN ORDERING PARTS, SPECIFY MODEL NUMBER, SERIAL NUMBER AND DESCRIPTION OF PARTS REQUIRED



WHEN ORDERING PARTS, SPECIFY MODEL NUMBER, SERIAL NUMBER AND DESCRIPTION OF PARTS REQUIRED

ITEM	PART NUMBER	DESCRIPTION	QUANTITY	NOTES
	<b>1041096</b>	<b>WELDMENT, BASE SECTION</b>		
16	1004651	CABLE GUIDE MOUNT	2	
17	NUT2-C3750005Z0	HEX JAM NUT, 3/8-16, GR5, ZN	2	
18	1004652	LMI CABLE GUIDE	2	
19	PIN3-X250A50XZ0	COTTER PIN, 1/4 DIA X 1 1/2 LEN, ZINC	2	
20	1005005	ROUND, ROLLER SHAFT	1	
21	1005003	ROLLER, WIRE ROPE	4	
22	1035457	WEAR PAD, FRONT LOWER THICK	6	
23	1004339	WEAR PAD, FRONT LOWER THIN	6	
24	1004340	WEAR PAD, FRONT LOWER THICK	23	
25	1004718	WELDMENT, WEAR PAD TRAY, BASE SECTION	1	
26	1004635	ASSEMBLY, ROLLER	1	
27	HHCS-C250A508Z0	HEX HEAD CAP SCREW, 1/4-20 X 1 1/2 LEN, GR8, ZN	2	
28	1005432	HOLLOW SHAFT, WINCH ROPE ROLLER SUPPORT	1	
29	NUT3-C2500008Z0	NYLON LOCK NUT, 1/4-20, GR8, ZN	2	

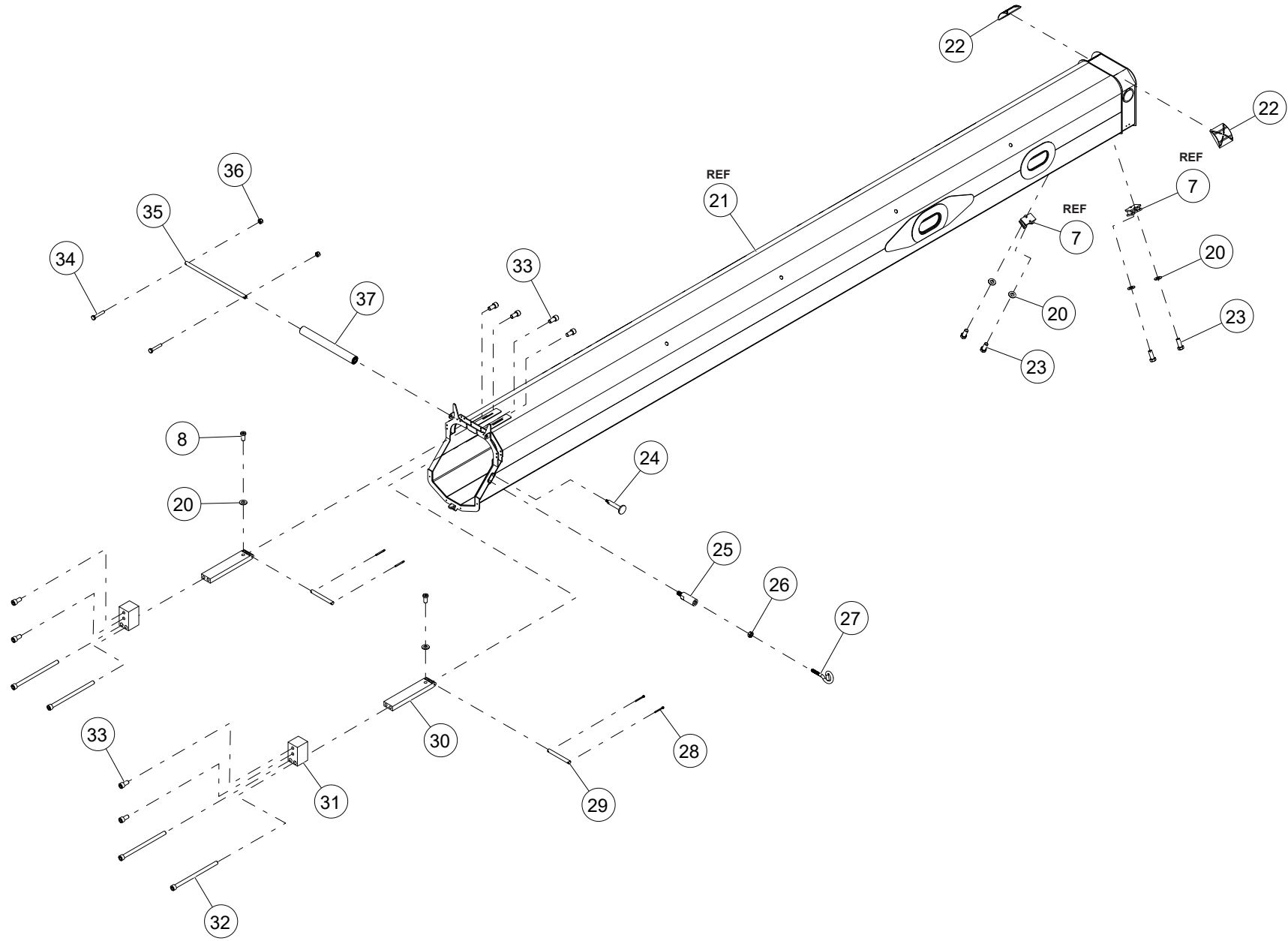
WHEN ORDERING PARTS, SPECIFY MODEL NUMBER, SERIAL NUMBER AND DESCRIPTION OF PARTS REQUIRED



WHEN ORDERING PARTS, SPECIFY MODEL NUMBER, SERIAL NUMBER AND DESCRIPTION OF PARTS REQUIRED

ITEM	PART NUMBER	DESCRIPTION	QUANTITY	NOTES
	<b>1004541</b>	<b>WELDMENT, 2ND SECTION</b>		
1	1004745	ROUND, CYLINDER RETAINING CUP	2	
2	SHCS-CA00B50AB0	SOCKET HEAD CAP SCREW, 1-8 X 2 1/2 LEN, BO	2	
3	SH01-C500A25AB0	SHCS LOW HEAD, 1/2-13 X 1 1/4 LEN, BO	4	
4	1004808	WEAR PAD, REAR LOWER	4	
5	1004809	SHIM, WEAR PAD	8	
6	1004820	SHIM, WEAR PAD	2	
7	1008026	WELDMENT, WEAR PAD SPACER	2	
8	SH01-C500A00AB0	SHCS LOW HEAD, 1/2-13 X 1 LEN, BO	4	Total 6 in WELDMENT, 2ND SECTION
9	1004346	WEAR PAD ASM, FRONT UPPER LARGE	2	
10	SS01-C750B50CB0	SET SCREW, 3/4-10 X 2 1/2 LEN, BO	4	
11	NUT2-C7500005Z0	HEX JAM NUT, 3/4-10, GR5, ZN	4	
12	1004338	BAR, WEAR PAD ADJUSTING	4	
13	PIN1-X500C50XZ0	CLEVIS PIN, 1/2 DIA X 3 1/2 LEN, ZINC	8	
14	PIN3-X125A00XZ0	COTTER PIN, 1/8 DIA X 1 LEN, ZINC	8	
15	1035457	WEAR PAD, FRONT LOWER THICK	6	
16	1004339	WEAR PAD, FRONT LOWER THIN	8	
17	1004340	WEAR PAD, FRONT LOWER THICK	19	
18	1004725	WELDMENT, WEAR PAD TRAY, 2ND SECTION	1	
19	HHCS-C5007508Z0	HEX HEAD CAP SCREW, 1/2-13 X 3/4 LEN, GR8, ZN	4	
20	WSH2-X5000008Z0	SAE WASHER, 1/2, GR8, ZN	4	Total 10 in WELDMENT, 2ND SECTION
21	1004541	WELDMENT, 2ND SECTION	1	

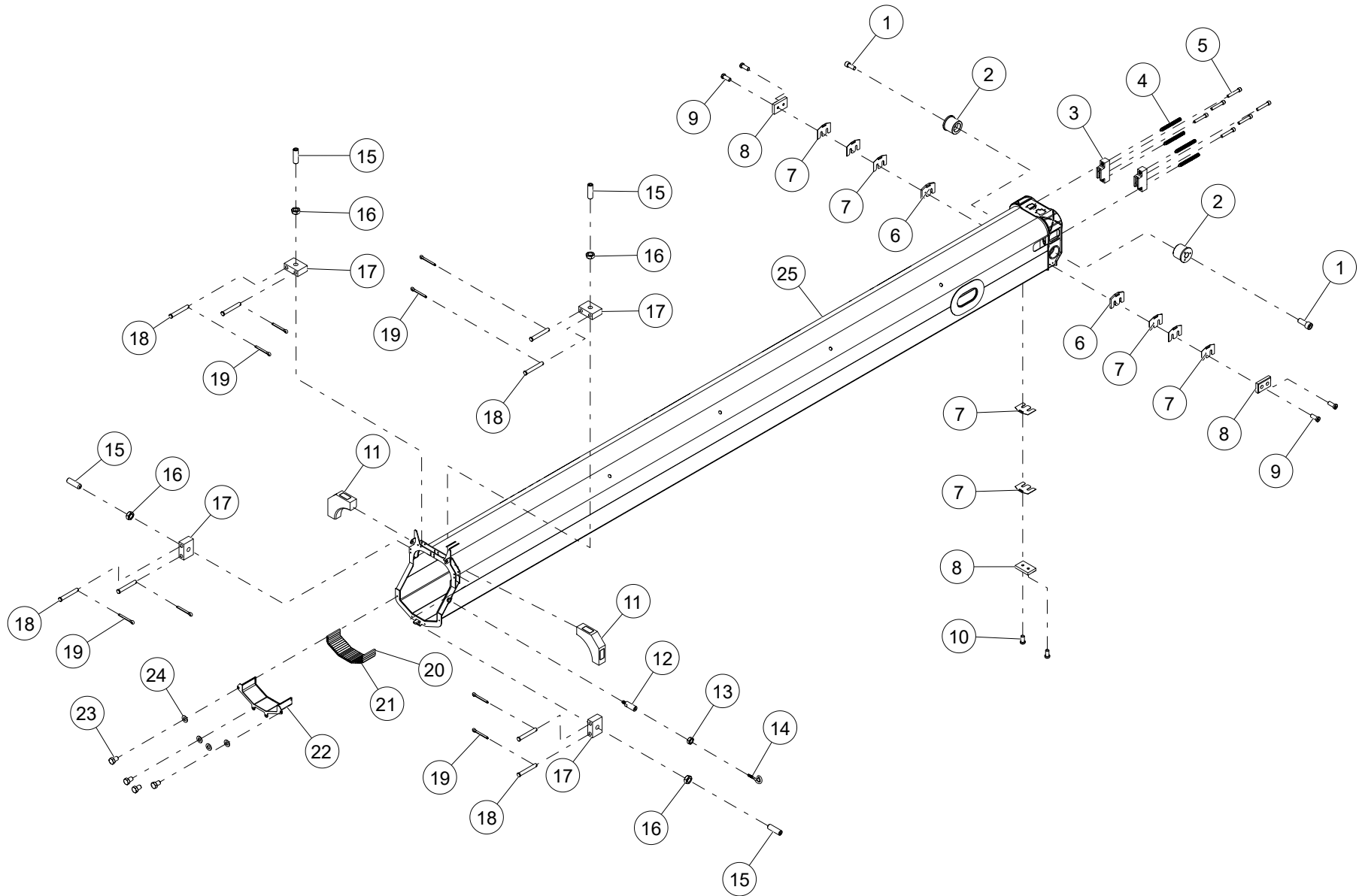
WHEN ORDERING PARTS, SPECIFY MODEL NUMBER, SERIAL NUMBER AND DESCRIPTION OF PARTS REQUIRED



WHEN ORDERING PARTS, SPECIFY MODEL NUMBER, SERIAL NUMBER AND DESCRIPTION OF PARTS REQUIRED

ITEM	PART NUMBER	DESCRIPTION	QUANTITY	NOTES
	<b>1004541</b>	<b>WELDMENT, 2ND SECTION</b>		
22	1004337	WEAR PAD, REAR UPPER LARGE	2	
23	HHCS-C500A258Z0	HEX HEAD CAP SCREW, 1/2-13 X 1 1/4 LEN, GR8, ZN	4	
24	1004438	WELDMENT, LMI TIE OFF	1	
25	1004651	CABLE GUIDE MOUNT	1	
26	NUT2-C3750005Z0	HEX JAM NUT, 3/8-16, GR5, ZN	1	
27	1004652	LMI CABLE GUIDE	1	
28	PIN3-X063500XZ0	COTTER PIN, 1/16 DIA X 1/2 LEN, ZINC	4	
29	1005001	PIN, CONNECTING BL588 LEAF CHAIN	2	
30	1004752	ANCHOR, BL588 CHAIN	2	
31	C1046706	BAR, CHAIN ANCHOR BL588	2	
32	SHCS-C500H50AB1	SOCKET HEAD CAP SCREW, 1/2-13 X 8 1/2 LEN, BO, FULL THREAD	4	
33	SHCS-C500A00AB0	SOCKET HEAD CAP SCREW, 1/2-13 X 1 LEN, BO	8	
34	HHCS-C250A508Z0	HEX HEAD CAP SCREW, 1/4-20 X 1 1/2 LEN, GR8, ZN	2	
35	1005432	HOLLOW SHAFT, WINCH ROPE ROLLER SUPPORT	1	
36	NUT3-C2500008Z0	NYLON LOCK NUT, 1/4-20, GR8, ZN	2	
37	1004635	ASSEMBLY, ROLLER	1	

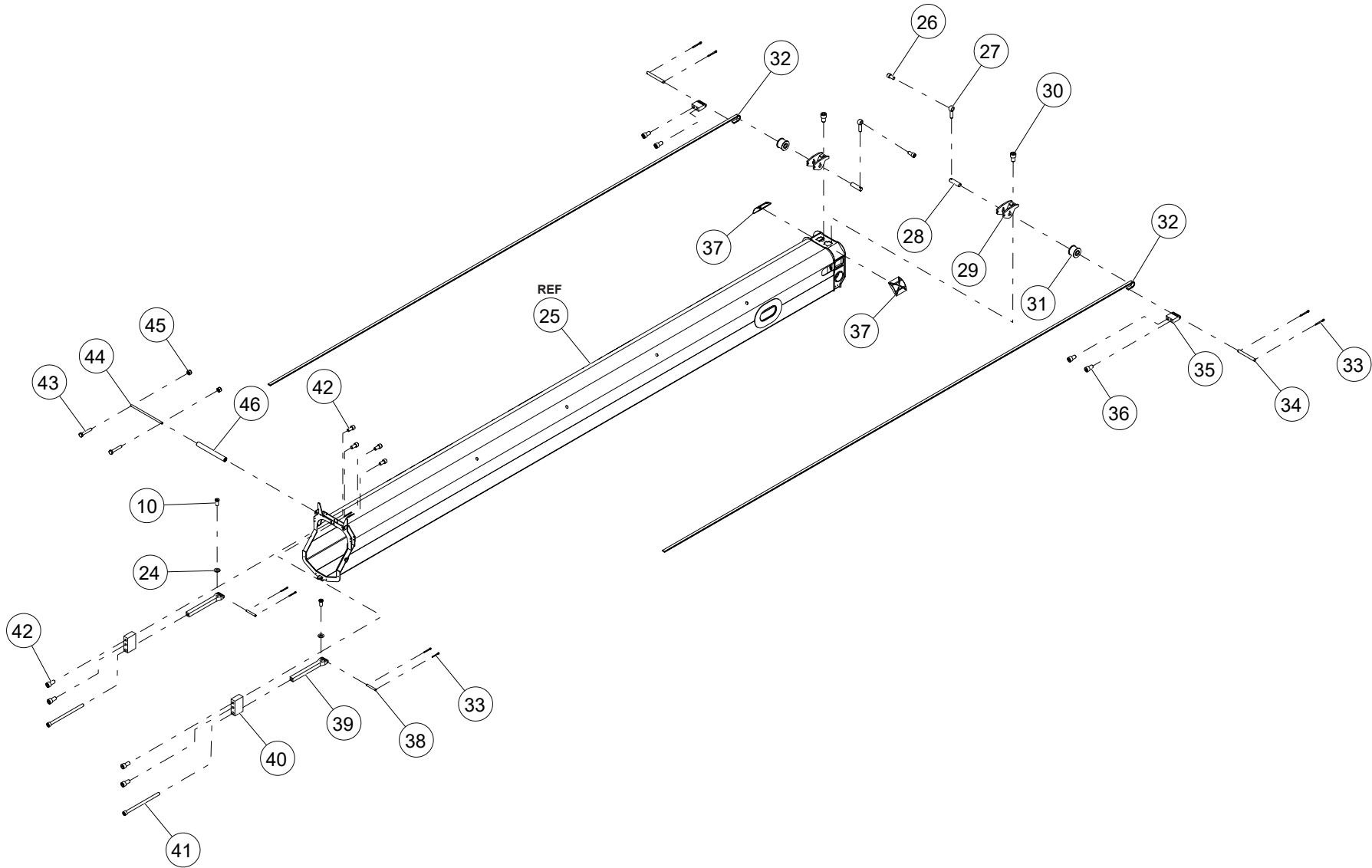
WHEN ORDERING PARTS, SPECIFY MODEL NUMBER, SERIAL NUMBER AND DESCRIPTION OF PARTS REQUIRED



WHEN ORDERING PARTS, SPECIFY MODEL NUMBER, SERIAL NUMBER AND DESCRIPTION OF PARTS REQUIRED

ITEM	PART NUMBER	DESCRIPTION	QUANTITY	NOTES
	<b>1004514</b>	<b>WELDMENT, 3RD SECTION</b>		
1	SHCS-CA00B50AB0	SOCKET HEAD CAP SCREW, 1-8 X 2 1/2 LEN, BO	2	
2	1004745	ROUND, CYLINDER RETAINING CUP	2	
3	1004632	ASSEMBLY, 4TH SECTION EXTEND ROPE ANCHOR	2	
4	1004615	ROUND, THREADED ROD 7/8-9 UNC	4	
5	SHCS-C750D50AB0	SOCKET HEAD CAP SCREW, 3/4-10 X 4 1/2 LEN, BO	6	
6	1004820	SHIM, WEAR PAD	2	
7	1004809	SHIM, WEAR PAD	8	
8	1004808	WEAR PAD, REAR LOWER	3	
9	SH01-C500A25AB0	SHCS LOW HEAD, 1/2-13 X 1 1/4 LEN, BO	4	
10	SH01-C500A00AB0	SHCS LOW HEAD, 1/2-13 X 1 LEN, BO	2	Total 4 in WELDMENT, 3RD SECTION
11	1004349	WEAR PAD ASM, FRONT UPPER SMALL	2	
12	1004651	CABLE GUIDE MOUNT	1	
13	NUT2-C3750005Z0	HEX JAM NUT, 3/8-16, GR5, ZN	1	
14	1004652	LMI CABLE GUIDE	1	
15	SS01-C750B50CB0	SET SCREW, 3/4-10 X 2 1/2 LEN, BO	4	
16	NUT2-C7500005Z0	HEX JAM NUT, 3/4-10, GR5, ZN	4	
17	1004338	BAR, WEAR PAD ADJUSTING	4	
18	PIN1-X500C50XZ0	CLEVIS PIN, 1/2 DIA X 3 1/2 LEN, ZINC	8	
19	PIN3-X125A00XZ0	COTTER PIN, 1/8 DIA X 1 LEN, ZINC	8	
20	1004340	WEAR PAD, FRONT LOWER THICK	21	
21	1004339	WEAR PAD, FRONT LOWER THIN	10	
22	1004729	WELDMENT, WEAR PAD TRAY, 3RD SECTION	1	
23	HHCS-C5007508Z0	HEX HEAD CAP SCREW, 1/2-13 X 3/4 LEN, GR8, ZN	4	
24	WSH2-X5000008Z0	SAE WASHER, 1/2, GR8, ZN	4	Total 6 in WELDMENT, 3RD SECTION
25	1004514	WELDMENT, 3RD SECTION	1	

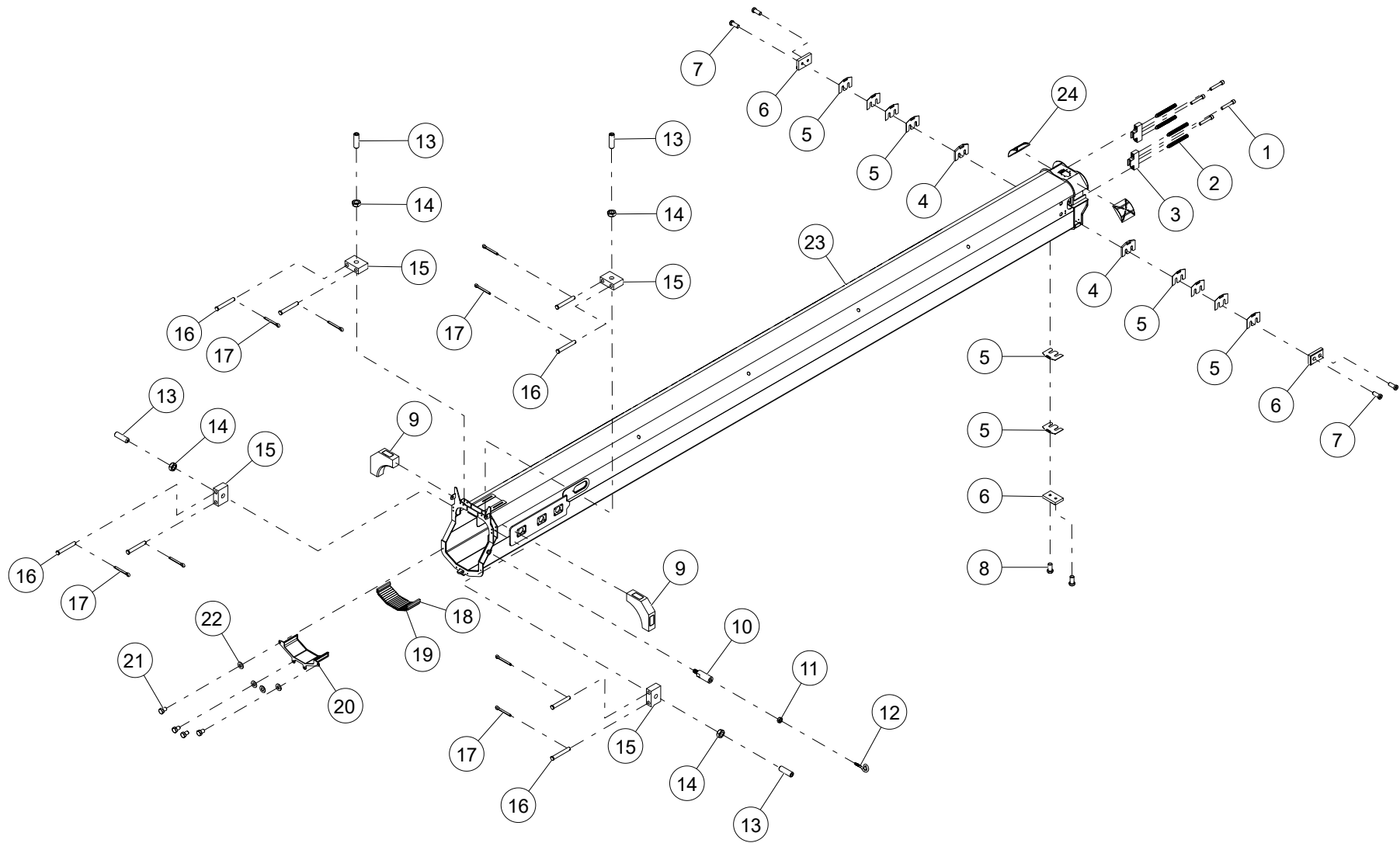
WHEN ORDERING PARTS, SPECIFY MODEL NUMBER, SERIAL NUMBER AND DESCRIPTION OF PARTS REQUIRED



WHEN ORDERING PARTS, SPECIFY MODEL NUMBER, SERIAL NUMBER AND DESCRIPTION OF PARTS REQUIRED

ITEM	PART NUMBER	DESCRIPTION	QUANTITY	NOTES
	<b>1004514</b>	<b>WELDMENT, 3RD SECTION</b>		
26	SHCS-C375750AB0	SOCKET HEAD CAP SCREW, 3/8-16 X 3/4 LEN, BO	2	
27	1005446	ROD END, 3/8	2	
28	1004640	PIN, 1 DIA X 3 5/8 LEN	2	
29	1004413	WELDMENT, CHAIN ANCHOR BL588	2	
30	SHCS-C500750AB0	SOCKET HEAD CAP SCREW, 1/2-13 X 3/4 LEN, BO	2	
31	1004397	ASSEMBLY, CHAIN SHEAVE BL588	2	
32	1039870	LEAF CHAIN, BL588	2	
33	PIN3-X063500XZ0	COTTER PIN, 1/16 DIA X 1/2 LEN, ZINC	8	
34	1005001	PIN, CONNECTING BL588 LEAF CHAIN	2	
35	1004753	ANCHOR, BL588 CHAIN	2	
36	SHCS-C500875AB0	SOCKET HEAD CAP SCREW, 1/2-13 X 7/8 LEN, BO	4	
37	1004337	WEAR PAD, REAR UPPER LARGE	2	
38	1005000	PIN, CONNECTING BL566 LEAF CHAIN	2	
39	1004757	ANCHOR, BL566 CHAIN	2	
40	1004762	BAR, CHAIN ANCHOR	2	
41	SHCS-C500H50AB1	SOCKET HEAD CAP SCREW, 1/2-13 X 8 1/2 LEN, BO, FULL THREAD	2	
42	SHCS-C500A00AB0	SOCKET HEAD CAP SCREW, 1/2-13 X 1 LEN, BO	8	
43	HHCS-C250A508Z0	HEX HEAD CAP SCREW, 1/4-20 X 1 1/2 LEN, GR8, ZN	2	
44	1005432	HOLLOW SHAFT, WINCH ROPE ROLLER SUPPORT	1	
45	NUT3-C2500008Z0	NYLON LOCK NUT, 1/4-20, GR8, ZN	2	
46	1004635	ASSEMBLY, ROLLER	1	

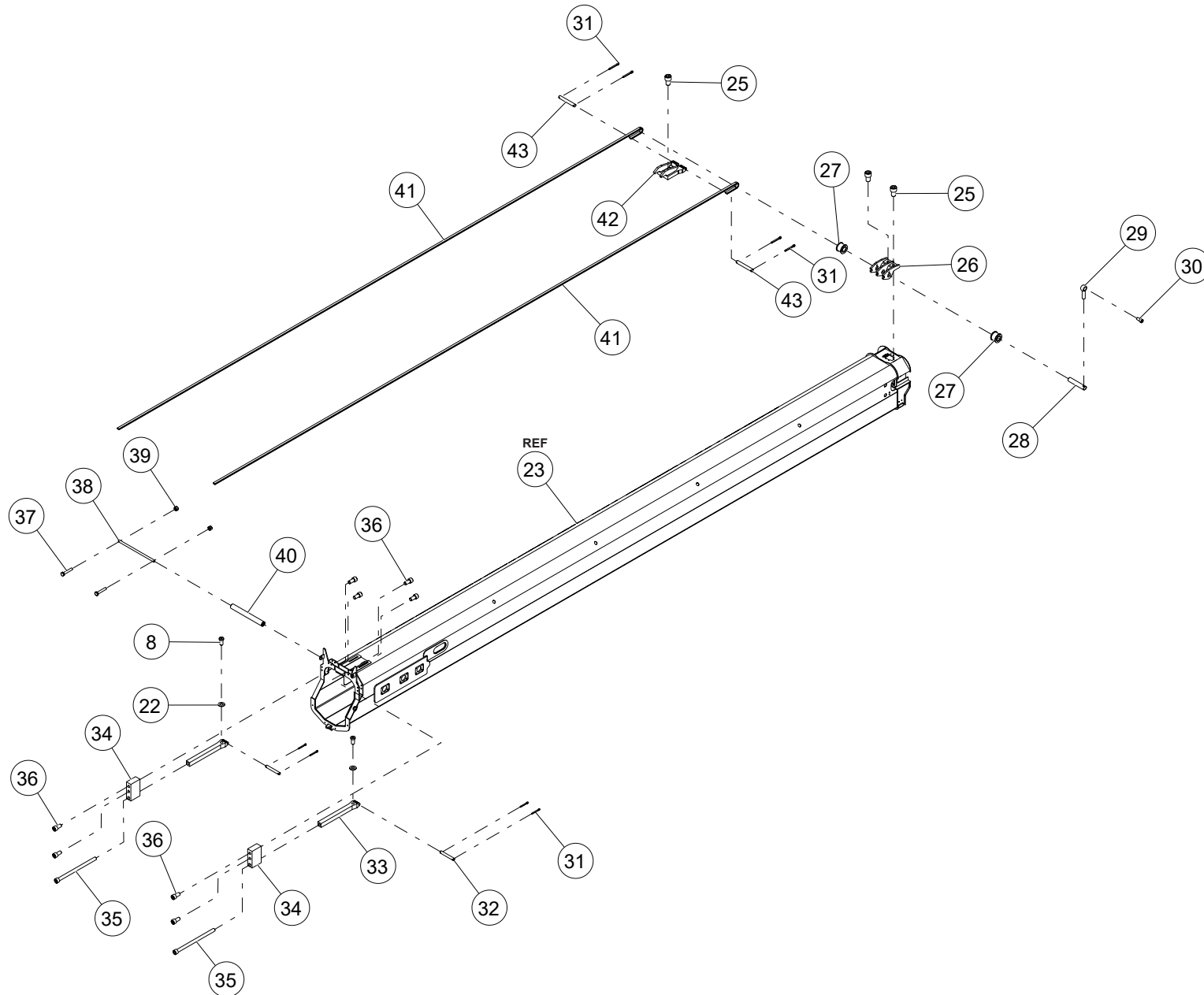
WHEN ORDERING PARTS, SPECIFY MODEL NUMBER, SERIAL NUMBER AND DESCRIPTION OF PARTS REQUIRED



WHEN ORDERING PARTS, SPECIFY MODEL NUMBER, SERIAL NUMBER AND DESCRIPTION OF PARTS REQUIRED

ITEM	PART NUMBER	DESCRIPTION	QUANTITY	NOTES
	<b>1004484</b>	<b>WELDMENT, 4TH SECTION</b>		
1	SHCS-C750D50AB0	SOCKET HEAD CAP SCREW, 3/4-10 X 4 1/2 LEN, BO	4	
2	1004615	ROUND, THREADED ROD 7/8-9 UNC	4	
3	1004629	ASSEMBLY, 5TH SECTION EXTEND ROPE ANCHOR	2	
4	1004820	SHIM, WEAR PAD	2	
5	1004809	SHIM, WEAR PAD	10	
6	1004808	WEAR PAD, REAR LOWER	3	
7	SH01-C500A25AB0	SHCS LOW HEAD, 1/2-13 X 1 1/4 LEN, BO	4	
8	SH01-C500A00AB0	SHCS LOW HEAD, 1/2-13 X 1 LEN, BO	2	Total 8 in WELDMENT, 4TH SECTION
9	1004349	WEAR PAD ASM, FRONT UPPER SMALL	2	
10	1004651	CABLE GUIDE MOUNT	1	
11	NUT2-C3750005Z0	HEX JAM NUT, 3/8-16, GR5, ZN	1	
12	1004652	LMI CABLE GUIDE	1	
13	SS01-C750B50CB0	SET SCREW, 3/4-10 X 2 1/2 LEN, BO	4	
14	NUT2-C7500005Z0	HEX JAM NUT, 3/4-10, GR5, ZN	4	
15	1004338	BAR, WEAR PAD ADJUSTING	4	
16	PIN1-X500C50XZ0	CLEVIS PIN, 1/2 DIA X 3 1/2 LEN, ZINC	8	
17	PIN3-X125A00XZ0	COTTER PIN, 1/8 DIA X 1 LEN, ZINC	8	
18	1004339	WEAR PAD, FRONT LOWER THIN	2	
19	1004340	WEAR PAD, FRONT LOWER THICK	21	
20	1004734	WELDMENT, WEAR PAD TRAY, 4TH SECTION	1	
21	HHCS-C5007508Z0	HEX HEAD CAP SCREW, 1/2-13 X 3/4 LEN, GR8, ZN	4	
22	WSH2-X5000008Z0	SAE WASHER, 1/2, GR8, ZN	4	Total 6 in WELDMENT, 4TH SECTION
23	1004484	WELDMENT, 4TH SECTION	1	
24	1004337	WEAR PAD, REAR UPPER LARGE	2	

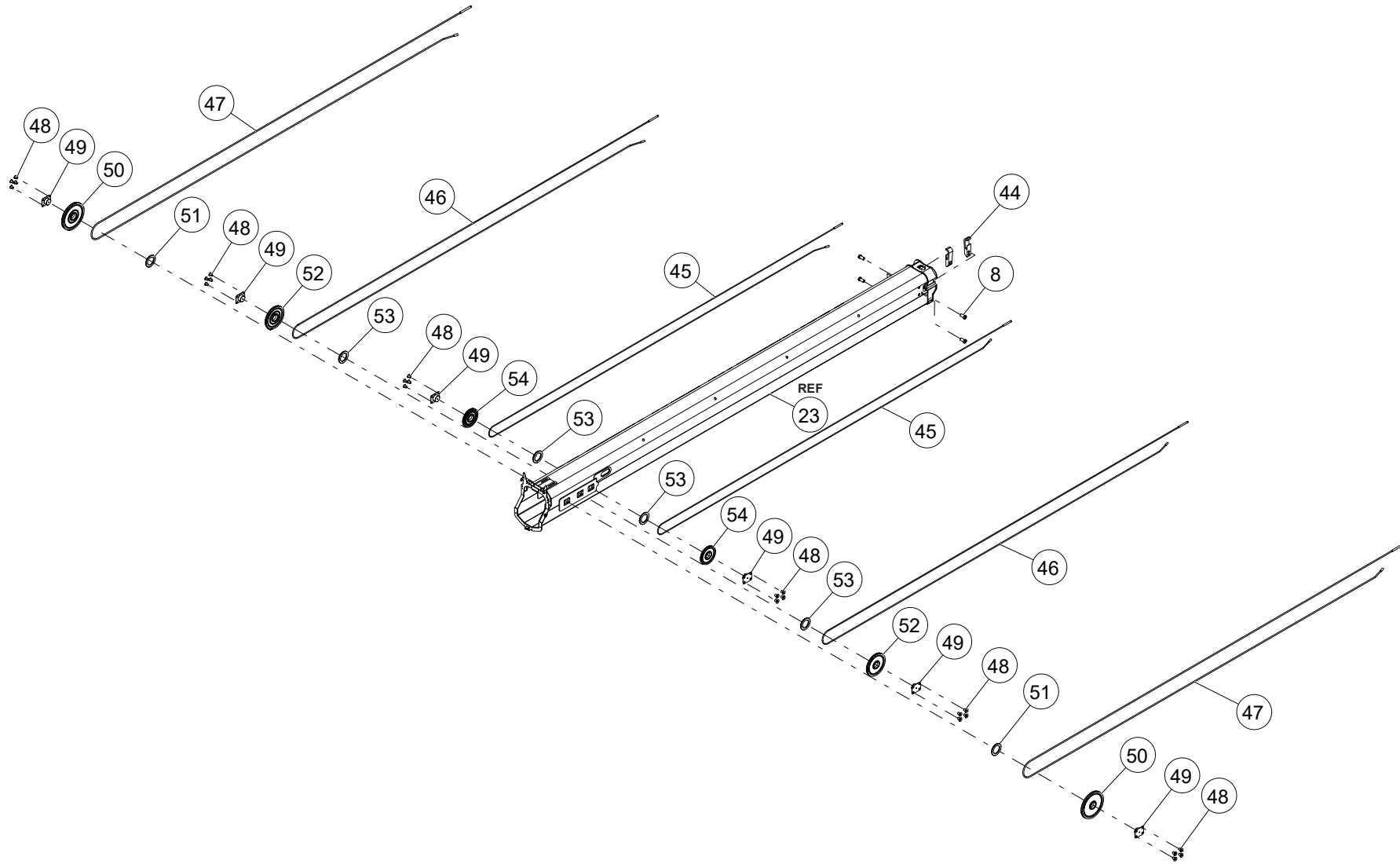
WHEN ORDERING PARTS, SPECIFY MODEL NUMBER, SERIAL NUMBER AND DESCRIPTION OF PARTS REQUIRED



WHEN ORDERING PARTS, SPECIFY MODEL NUMBER, SERIAL NUMBER AND DESCRIPTION OF PARTS REQUIRED

ITEM	PART NUMBER	DESCRIPTION	QUANTITY	NOTES
	<b>1004484</b>	<b>WELDMENT, 4TH SECTION</b>		
25	SHCS-C500750AB0	SOCKET HEAD CAP SCREW, 1/2-13 X 3/4 LEN, BO	3	
26	1004409	WELDMENT, CHAIN ANCHOR BL566	1	
27	1004400	ASSEMBLY, CHAIN SHEAVE BL566	2	
28	1004641	PIN, 1 DIA X 4 5/16 LEN	1	
29	1005446	ROD END, 3/8	1	
30	SHCS-C375750AB0	SOCKET HEAD CAP SCREW, 3/8-16 X 3/4 LEN, BO	1	
31	PIN3-X063500XZ0	COTTER PIN, 1/16 DIA X 1/2 LEN, ZINC	8	
32	1004999	PIN, CONNECTING BL466 LEAF CHAIN	2	
33	1004763	ANCHOR, BL466 CHAIN	2	
34	1004762	BAR, CHAIN ANCHOR	2	
35	SHCS-C500H50AB1	SOCKET HEAD CAP SCREW, 1/2-13 X 8 1/2 LEN, BO, FULL THREAD	2	
36	SHCS-C500A00AB0	SOCKET HEAD CAP SCREW, 1/2-13 X 1 LEN, BO	8	
37	HHCS-C250A508Z0	HEX HEAD CAP SCREW, 1/4-20 X 1 1/2 LEN, GR8, ZN	2	
38	1005432	HOLLOW SHAFT, WINCH ROPE ROLLER SUPPORT	1	
39	NUT3-C2500008Z0	NYLON LOCK NUT, 1/4-20, GR8, ZN	2	
40	1004635	ASSEMBLY, ROLLER	1	
41	1005418	LEAF CHAIN, BL566	2	
42	1004758	WELDMENT, CHAIN ANCHOR BL566	1	
43	1005000	PIN, CONNECTING BL566 LEAF CHAIN	2	

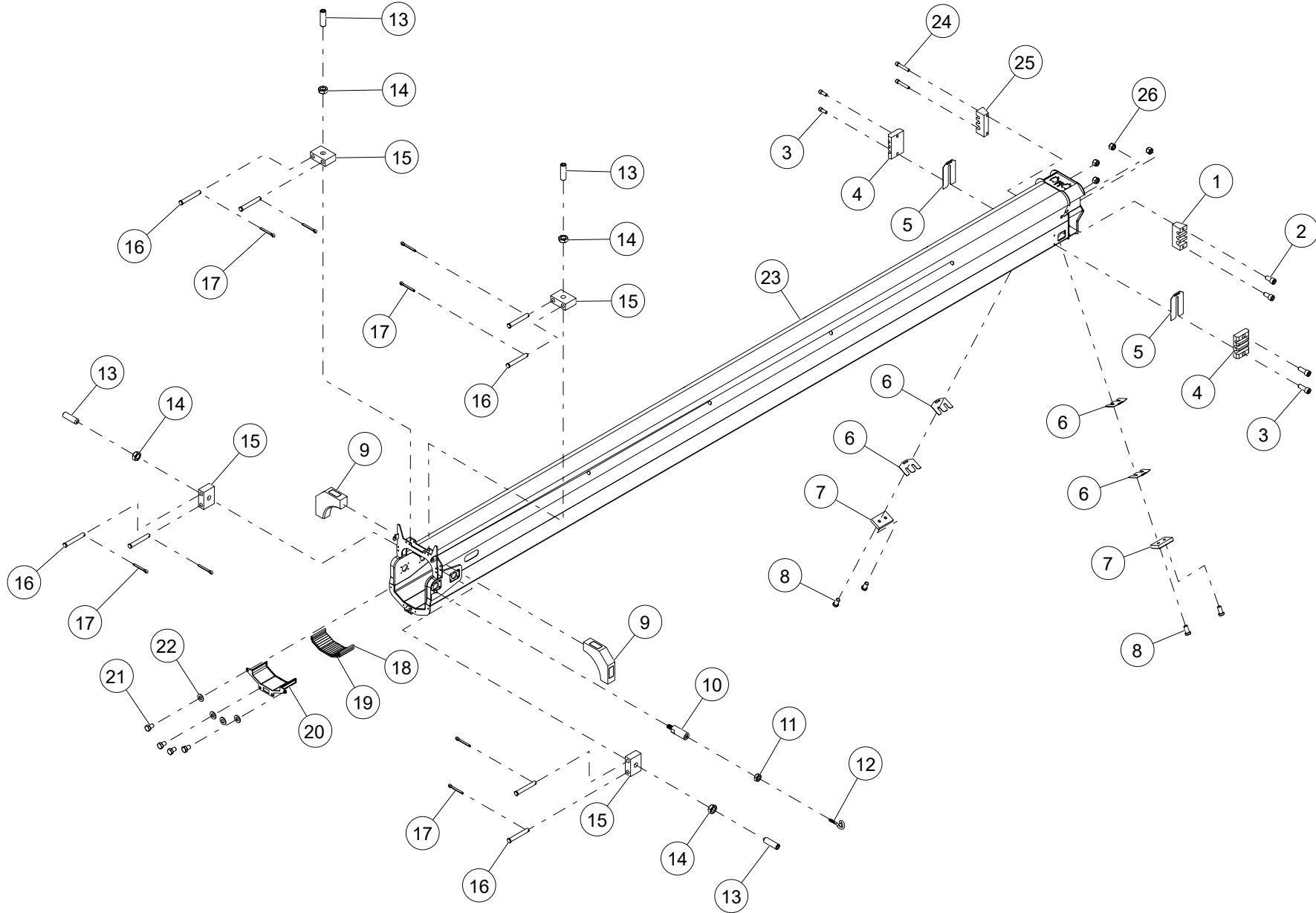
WHEN ORDERING PARTS, SPECIFY MODEL NUMBER, SERIAL NUMBER AND DESCRIPTION OF PARTS REQUIRED



WHEN ORDERING PARTS, SPECIFY MODEL NUMBER, SERIAL NUMBER AND DESCRIPTION OF PARTS REQUIRED

ITEM	PART NUMBER	DESCRIPTION	QUANTITY	NOTES
	<b>1004484</b>	<b>WELDMENT, 4TH SECTION</b>		
44	1027860	ROPE GUIDE ASM, SECTION 4	2	
45	1005424	WIRE ROPE, 1/2 DIA, BOOM EXTENSION	2	
46	1005423	WIRE ROPE, 5/8 DIA, BOOM EXTENSION	2	
47	1005422	WIRE ROPE, 3/4 DIA, BOOM EXTENSION	2	
48	SH02-C500750BB0	SHCS C'SUNK HEAD, 1/2-13 X 3/4 LEN, BO	24	
49	1040810	BEARING SUPPORT, SIDE SHEAVE	6	
50	1004386	ASSEMBLY, EXTEND SHEAVE LARGE	2	
51	1032421	EXTEND SHEAVE SPACER, LARGE SHEAVE	2	
52	1004392	ASSEMBLY, EXTEND SHEAVE MEDIUM	2	
53	1004341	EXTEND SHEAVE SPACER	4	
54	1004389	ASSEMBLY, EXTEND SHEAVE SMALL	2	

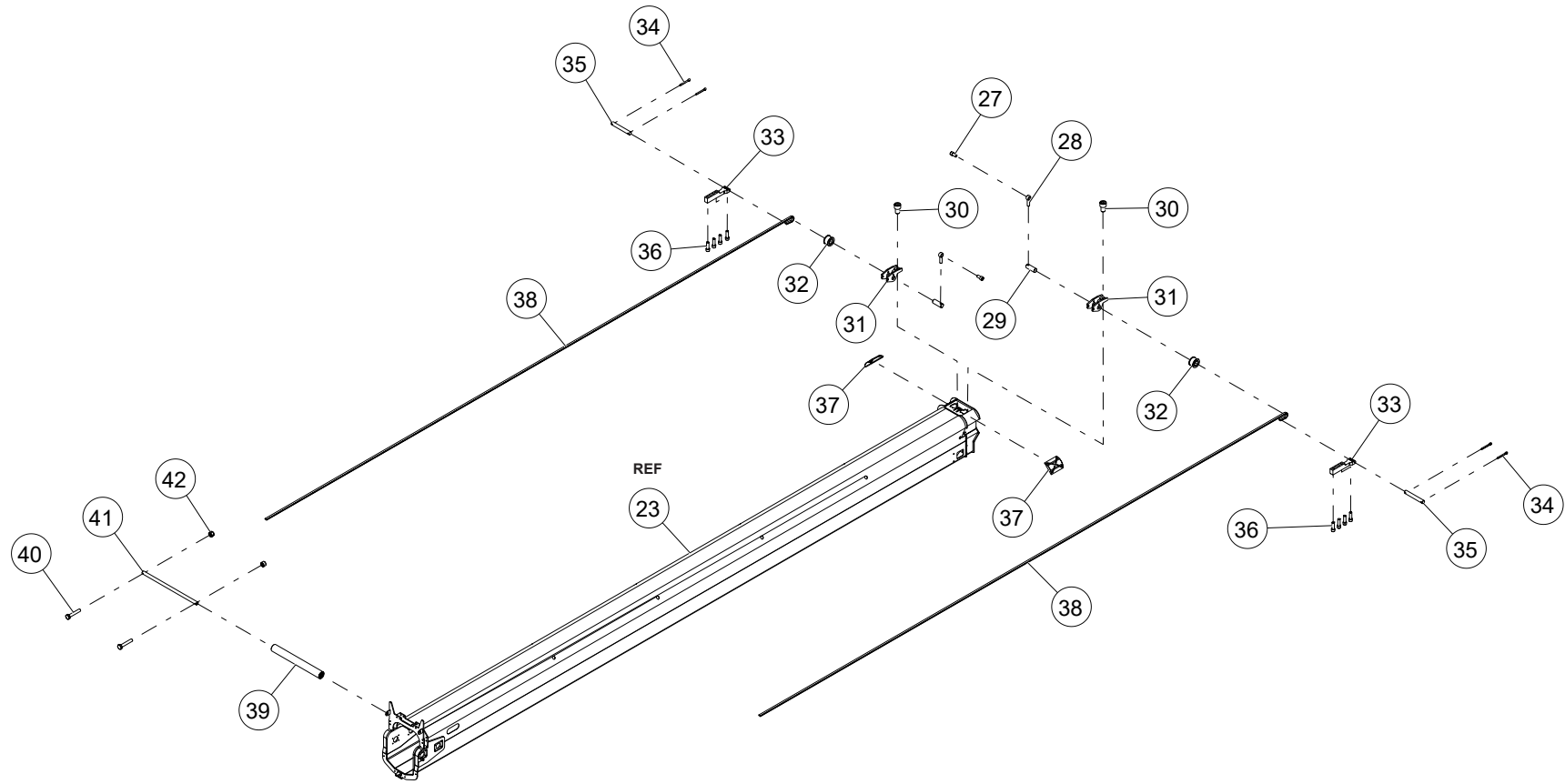
WHEN ORDERING PARTS, SPECIFY MODEL NUMBER, SERIAL NUMBER AND DESCRIPTION OF PARTS REQUIRED



WHEN ORDERING PARTS, SPECIFY MODEL NUMBER, SERIAL NUMBER AND DESCRIPTION OF PARTS REQUIRED

ITEM	PART NUMBER	DESCRIPTION	QUANTITY	NOTES
	<b>1004457</b>	<b>WELDMENT, 5TH SECTION</b>		
1	1024497	BAR, LH LARGE ROPE ANCHOR	1	
2	SHCS-C500A00AB0	SOCKET HEAD CAP SCREW, 1/2-13 X 1 LEN, BO	2	
3	SHCS-C500A37AB0	SOCKET HEAD CAP SCREW, 1/2-13 X 1 3/8 LEN, BO	4	
4	1004608	GUIDE BLOCK, THREE SLOT WIRE ROPE	2	
5	1004384	SHIM, WEAR PAD	2	
6	1004809	SHIM, WEAR PAD	4	
7	1004808	WEAR PAD, REAR LOWER	2	
8	SH01-C500A00AB0	SHCS LOW HEAD, 1/2-13 X 1 LEN, BO	4	
9	1004349	WEAR PAD ASM, FRONT UPPER SMALL	2	
10	1004651	CABLE GUIDE MOUNT	1	
11	NUT2-C3750005Z0	HEX JAM NUT, 3/8-16, GR5, ZN	1	
12	1004652	LMI CABLE GUIDE	1	
13	SS01-C750B50CB0	SET SCREW, 3/4-10 X 2 1/2 LEN, BO	4	
14	NUT2-C7500005Z0	HEX JAM NUT, 3/4-10, GR5, ZN	4	
15	1004338	BAR, WEAR PAD ADJUSTING	4	
16	PIN1-X500C50XZ0	CLEVIS PIN, 1/2 DIA X 3 1/2 LEN, ZINC	8	
17	PIN3-X125A00XZ0	COTTER PIN, 1/8 DIA X 1 LEN, ZINC	8	
18	1004339	WEAR PAD, FRONT LOWER THIN	8	
19	1004340	WEAR PAD, FRONT LOWER THICK	13	
20	1004740	WLDMENT, WEAR PAD TRAY, 5TH SECTION	1	
21	HHCS-C5007508Z0	HEX HEAD CAP SCREW, 1/2-13 X 3/4 LEN, GR8, ZN	4	
22	WSH2-X5000008Z0	SAE WASHER, 1/2, GR8, ZN	4	
23	1004457	WELDMENT, 5TH SECTION	1	
24	SHCS-C500C00AB0	SOCKET HEAD CAP SCREW, 1/2-13 X 3 LEN, BO	2	
25	1004614	BAR, RH LARGE ROPE ANCHOR	1	
26	NUT3-C5000008Z0	NYLON LOCK NUT, 1/2-13, GR8, ZN	4	

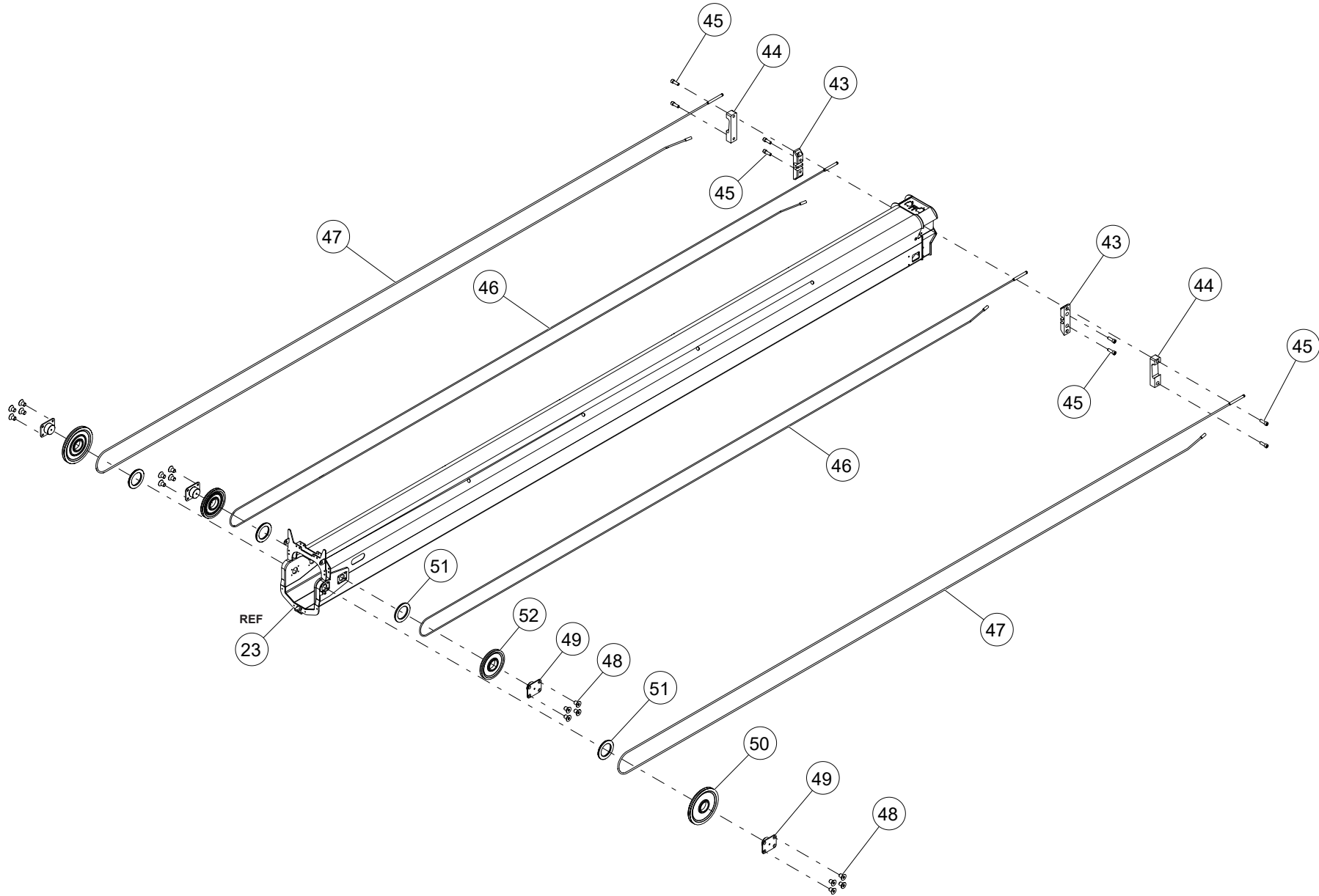
WHEN ORDERING PARTS, SPECIFY MODEL NUMBER, SERIAL NUMBER AND DESCRIPTION OF PARTS REQUIRED



WHEN ORDERING PARTS, SPECIFY MODEL NUMBER, SERIAL NUMBER AND DESCRIPTION OF PARTS REQUIRED

ITEM	PART NUMBER	DESCRIPTION	QUANTITY	NOTES
	<b>1004457</b>	<b>WELDMENT, 5TH SECTION</b>		
27	SHCS-C375750AB0	SOCKET HEAD CAP SCREW, 3/8-16 X 3/4 LEN, BO	2	
28	1005446	ROD END, 3/8	2	
29	1004642	PIN, 1 DIA X 2 3/4 LEN	2	
30	SHCS-C500750AB0	SOCKET HEAD CAP SCREW, 1/2-13 X 3/4 LEN, BO	2	
31	1004406	WELDMENT, CHAIN ANCHOR BL466	2	
32	1004403	ASSEMBLY, CHAIN SHEAVE BL466	2	
33	1038773	ANCHOR, BL466 CHAIN	2	
34	PIN3-X063500XZ0	COTTER PIN, 1/16 DIA X 1/2 LEN, ZINC	4	
35	1004999	PIN, CONNECTING BL466 LEAF CHAIN	2	
36	SHCS-C375A25AB0	SOCKET HEAD CAP SCREW, 3/8-16 X 1 1/4 LEN, BO	8	
37	1004336	WEAR PAD, REAR UPPER SMALL	2	
38	1005417	LEAF CHAIN, BL466	2	
39	1004635	ASSEMBLY, ROLLER	1	
40	HHCS-C250A508Z0	HEX HEAD CAP SCREW, 1/4-20 X 1 1/2 LEN, GR8, ZN	2	
41	1005432	HOLLOW SHAFT, WINCH ROPE ROLLER SUPPORT	1	
42	NUT3-C2500008Z0	NYLON LOCK NUT, 1/4-20, GR8, ZN	2	

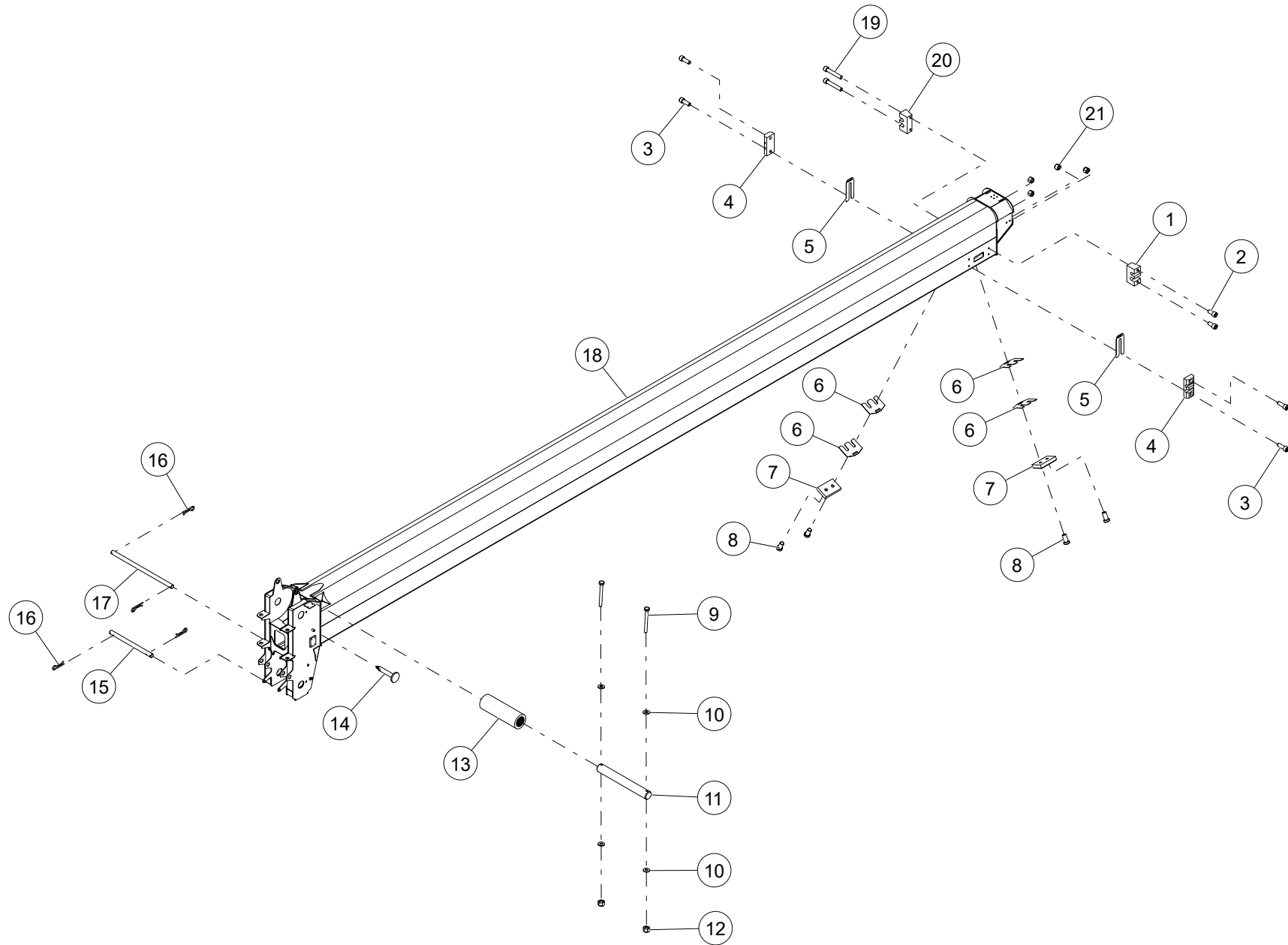
WHEN ORDERING PARTS, SPECIFY MODEL NUMBER, SERIAL NUMBER AND DESCRIPTION OF PARTS REQUIRED



WHEN ORDERING PARTS, SPECIFY MODEL NUMBER, SERIAL NUMBER AND DESCRIPTION OF PARTS REQUIRED

ITEM	PART NUMBER	DESCRIPTION	QUANTITY	NOTES
	<b>1004457</b>	<b>WELDMENT, 5TH SECTION</b>		
43	1027862	ROPE GUIDE ASM, SECTION 5, INNER	2	
44	1027859	ROPE GUIDE, SECTION 5, OUTER	2	
45	SHCS-C500A50AB0	SOCKET HEAD CAP SCREW, 1/2-13 X 1 1/2 LEN, BO	8	
46	1005421	WIRE ROPE, 1/2 DIA, BOOM EXTENSION	2	
47	1005420	WIRE ROPE, 5/8 DIA, BOOM EXTENSION	2	
48	SH02-C500750BB0	SHCS C'SUNK HEAD, 1/2-13 X 3/4 LEN, BO	16	
49	1040810	BEARING SUPPORT, SIDE SHEAVE	4	
50	1004392	ASSEMBLY, EXTEND SHEAVE MEDIUM	2	
51	1004341	EXTEND SHEAVE SPACER	4	
52	1004389	ASSEMBLY, EXTEND SHEAVE SMALL	2	

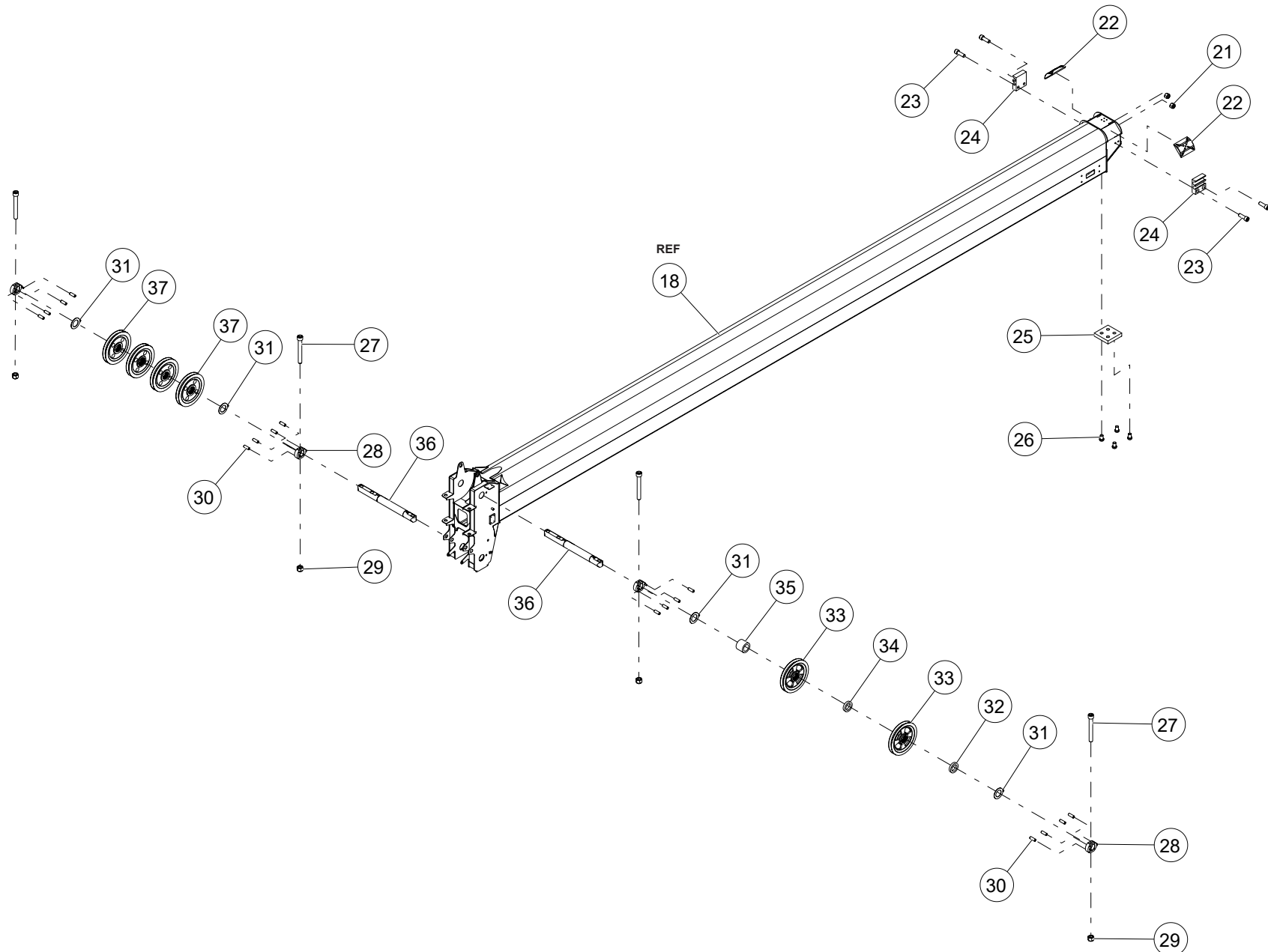
WHEN ORDERING PARTS, SPECIFY MODEL NUMBER, SERIAL NUMBER AND DESCRIPTION OF PARTS REQUIRED



WHEN ORDERING PARTS, SPECIFY MODEL NUMBER, SERIAL NUMBER AND DESCRIPTION OF PARTS REQUIRED

ITEM	PART NUMBER	DESCRIPTION	QUANTITY	NOTES
	<b>1043732</b>	<b>WELDMENT, TIP SECTION</b>		
1	1024494	BAR, LH SMALL ROPE ANCHOR	1	
2	SHCS-C500A00AB0	SOCKET HEAD CAP SCREW, 1/2-13 X 1 LEN, BO	2	
3	SHCS-C500A37AB0	SOCKET HEAD CAP SCREW, 1/2-13 X 1 3/8 LEN, BO	4	
4	1004609	GUIDE BLOCK, TWO SLOT WIRE ROPE	2	
5	1004385	SHIM, WEAR PAD	2	
6	1004809	SHIM, WEAR PAD	4	
7	1004808	WEAR PAD, REAR LOWER	2	
8	SH01-C500A00AB0	SHCS LOW HEAD, 1/2-13 X 1 LEN, BO	4	
9	HHCS-C250B508Z0	HEX HEAD CAP SCREW, 1/4-20 X 2 1/2 LEN, GR8, ZN	2	
10	WSH2-X2500008Z0	SAE WASHER, 1/4, GR8, ZN	4	
11	1041778	PIN, BOOM HEAD ROLLER PIN	1	
12	NUT3-C2500008Z0	NYLON LOCK NUT, 1/4-20, GR8, ZN	2	
13	C1044971	ASSEMBLY, BOOM HEAD ROLLER	1	
14	1004438	WELDMENT, LMI TIE OFF	1	
15	1005006	ROUND, WIRE ROPE KEEPER	1	
16	PIN2-X125B00YZ0	HAIRPIN, 1/8 DIA X 2 LEN, ZINC	4	
17	1026676	ROUND, WIRE ROPE KEEPER REAR	1	
18	1043732	WELDMENT, TIP SECTION	1	
19	SHCS-C500C00AB0	SOCKET HEAD CAP SCREW, 1/2-13 X 3 LEN, BO	2	
20	1004616	BAR, RH SMALL ROPE ANCHOR	1	
21	NUT3-C5000008Z0	NYLON LOCK NUT, 1/2-13, GR8, ZN	4	Total 6 in WELDMENT, TIP SECTION

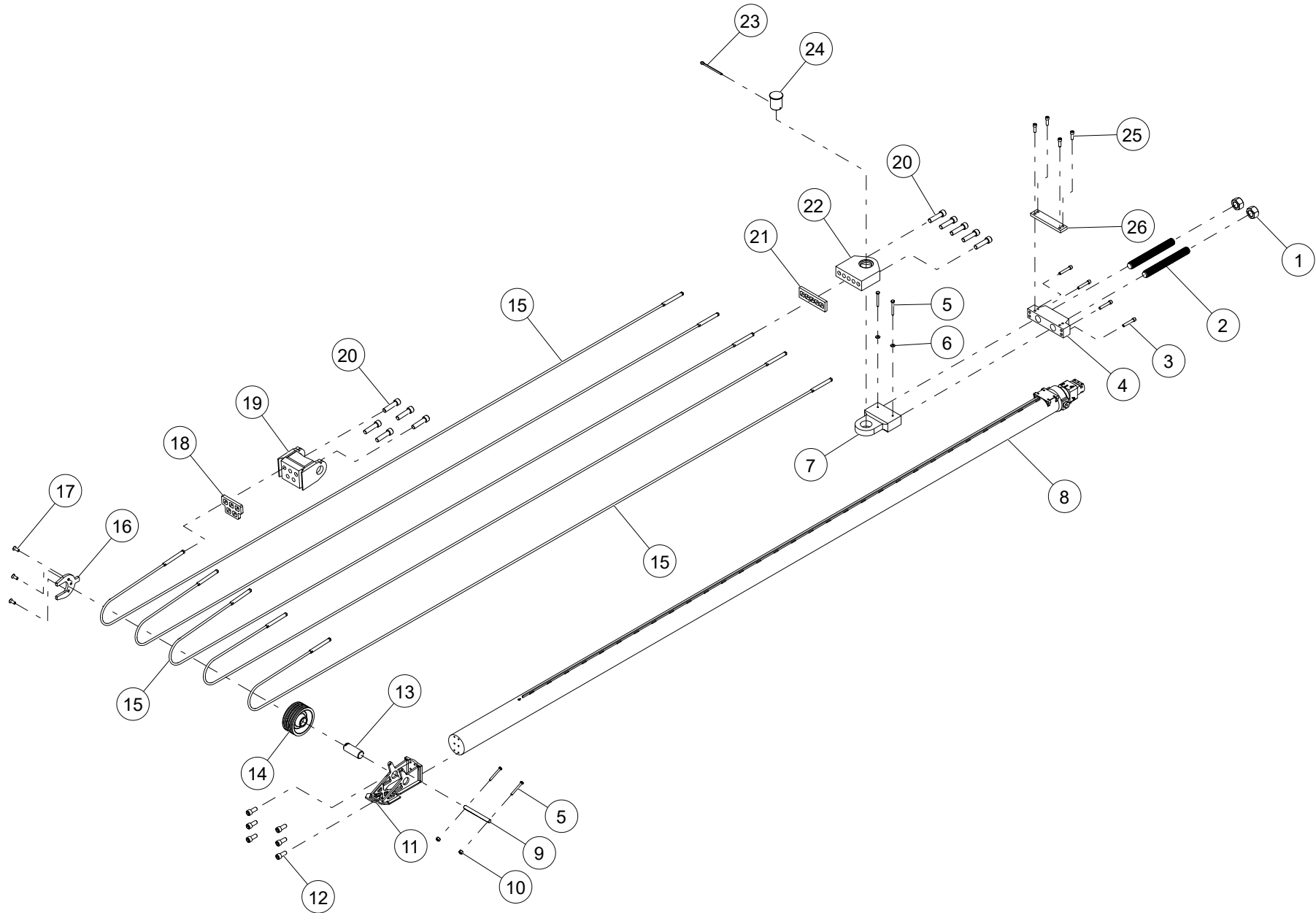
WHEN ORDERING PARTS, SPECIFY MODEL NUMBER, SERIAL NUMBER AND DESCRIPTION OF PARTS REQUIRED



WHEN ORDERING PARTS, SPECIFY MODEL NUMBER, SERIAL NUMBER AND DESCRIPTION OF PARTS REQUIRED

ITEM	PART NUMBER	DESCRIPTION	QUANTITY	NOTES
	<b>1043732</b>	<b>WELDMENT, TIP SECTION</b>		
22	1004336	WEAR PAD, REAR UPPER SMALL	2	
23	SHCS-C500A50AB0	SOCKET HEAD CAP SCREW, 1/2-13 X 1 1/2 LEN, BO	4	
24	1027855	ROPE GUIDE, SECTION 6	2	
25	1038774	WEAR PAD, TIP SECTION CYL STOP	1	
26	SH01-C500750AB0	SHCS LOW HEAD, 1/2-13 X 3/4 LEN, BO	4	
27	SHCS-C750F00AB0	SOCKET HEAD CAP SCREW, 3/4-10 X 6 LEN, BO	4	
28	1037166	WELDMENT, COLLAR	4	
29	NUT3-C7500008M0	NYLON LOCK NUT, 3/4-10, GR8, MA	4	
30	SS01-C500A50CB0	SET SCREW, 1/2-13 X 1 1/2 LEN, BO	16	
31	1037167	WASHER	4	
32	1037574	SPACER, BOOM TIP SHEAVE - NARROW	1	
33	1004432	ASSEMBLY, BOOM HEAD SHEAVE	2	
34	1005427	SPACER, BOOM TIP SHEAVE - NARROW	1	
35	1005429	SPACER, BOOM TIP SHEAVE - WIDE	1	
36	1040476	PIN, EXTENDED BOOM HEAD SHAFT	2	
37	1035257	ASSEMBLY, NYLON BOOM HEAD SHEAVE 3/4	4	

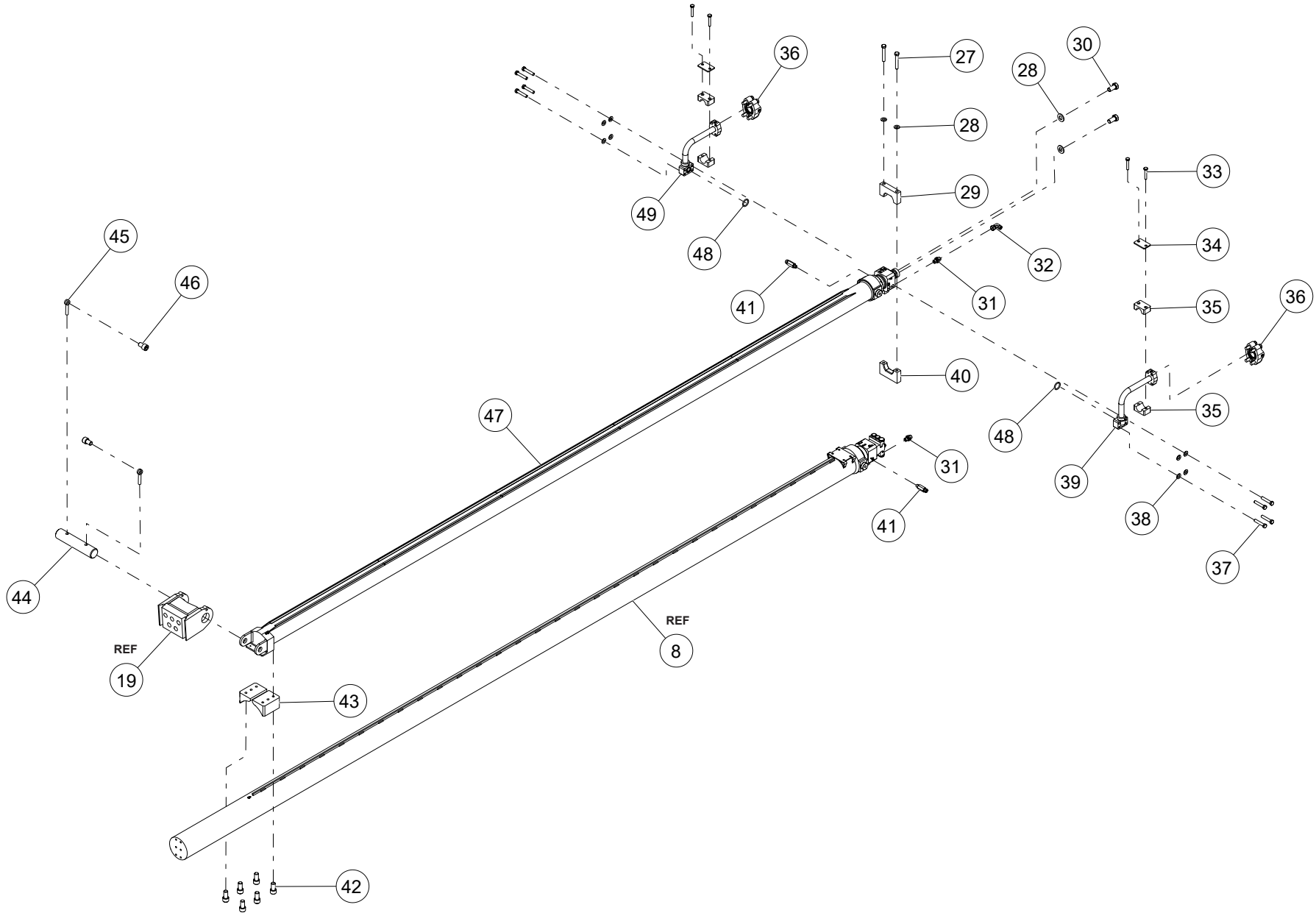
WHEN ORDERING PARTS, SPECIFY MODEL NUMBER, SERIAL NUMBER AND DESCRIPTION OF PARTS REQUIRED



WHEN ORDERING PARTS, SPECIFY MODEL NUMBER, SERIAL NUMBER AND DESCRIPTION OF PARTS REQUIRED

ITEM	PART NUMBER	DESCRIPTION	QUANTITY	NOTES
	<b>1008300</b>	<b>BOOM EXTEND CYLINDER</b>		
1	NUT1-CA500008Z0	HEX NUT, 1 1/2-6, GR8, ZN	2	
2	1004611	ROUND, THREADED ROD 1 1/2-6 UNC	2	
3	SHCS-C500C00AB0	SOCKET HEAD CAP SCREW, 1/2-13 X 3 LEN, BO	4	
4	1004610	PLATE, 4TH STAGE EXTEND ROPE ANCHOR	1	
5	HHCS-C250B258Z0	HEX HEAD CAP SCREW, 1/4-20 X 2 1/4 LEN, GR8, ZN	4	
6	WSH2-X2500008Z0	SAE WASHER, 1/4, GR8, ZN	2	
7	1004612	PLATE, 4TH SECTION EXTEND ANCHOR CLEVIS	1	
8	1008300	BOOM EXTEND CYLINDER	1	
9	1004644	ROUND, WIRE ROPE KEEPER	1	
10	NUT3-C2500008Z0	NYLON LOCK NUT, 1/4-20, GR8, ZN	2	
11	C1046711	WELDMENT, CYLINDER HEAD	1	
12	SHCS-C750A75AB0	SOCKET HEAD CAP SCREW, 3/4-10 X 1 3/4 LEN, BO	6	
13	1004645	PIN, 3 1/2 DIA X 9 1/2 LEN	1	
14	1004394	ASSEMBLY, WIRE ROPE SHEAVE	1	
15	1005425	WIRE ROPE, 7/8 DIA, BOOM EXTENSION	5	
16	1034963	PLATE, RETAINER CLIP	1	
17	SH02-C500A25BB0	SHCS C'SUNK HEAD, 1/2-13 X 1 1/4 LEN, BO	3	
18	1031164	TORQUE PLATE	1	
19	1004624	WELDMENT, UPPER CYLINDE HEAD ROPE ANCHOR	1	
20	SHCS-C875C50AB0	SOCKET HEAD CAP SCREW, 7/8-9 X 3 1/2 LEN, BO	10	
21	1031163	TORQUE PLATE	1	
22	1004613	PLATE, 4TH SECTION EXTEND ANCHOR CLEVIS	1	
23	PIN3-X250C50XZ0	COTTER PIN, 1/4 DIA X 3 1/2 LEN, ZINC	1	
24	1004639	PIN, 2 1/2 DIA X 2 15/16 LEN	1	
25	SHCS-C500A50AB0	SOCKET HEAD CAP SCREW, 1/2-13 X 1 1/2 LEN, BO	4	
26	C1052981	WEAR PAD, CYLINDER HEAD SUPPORT	1	

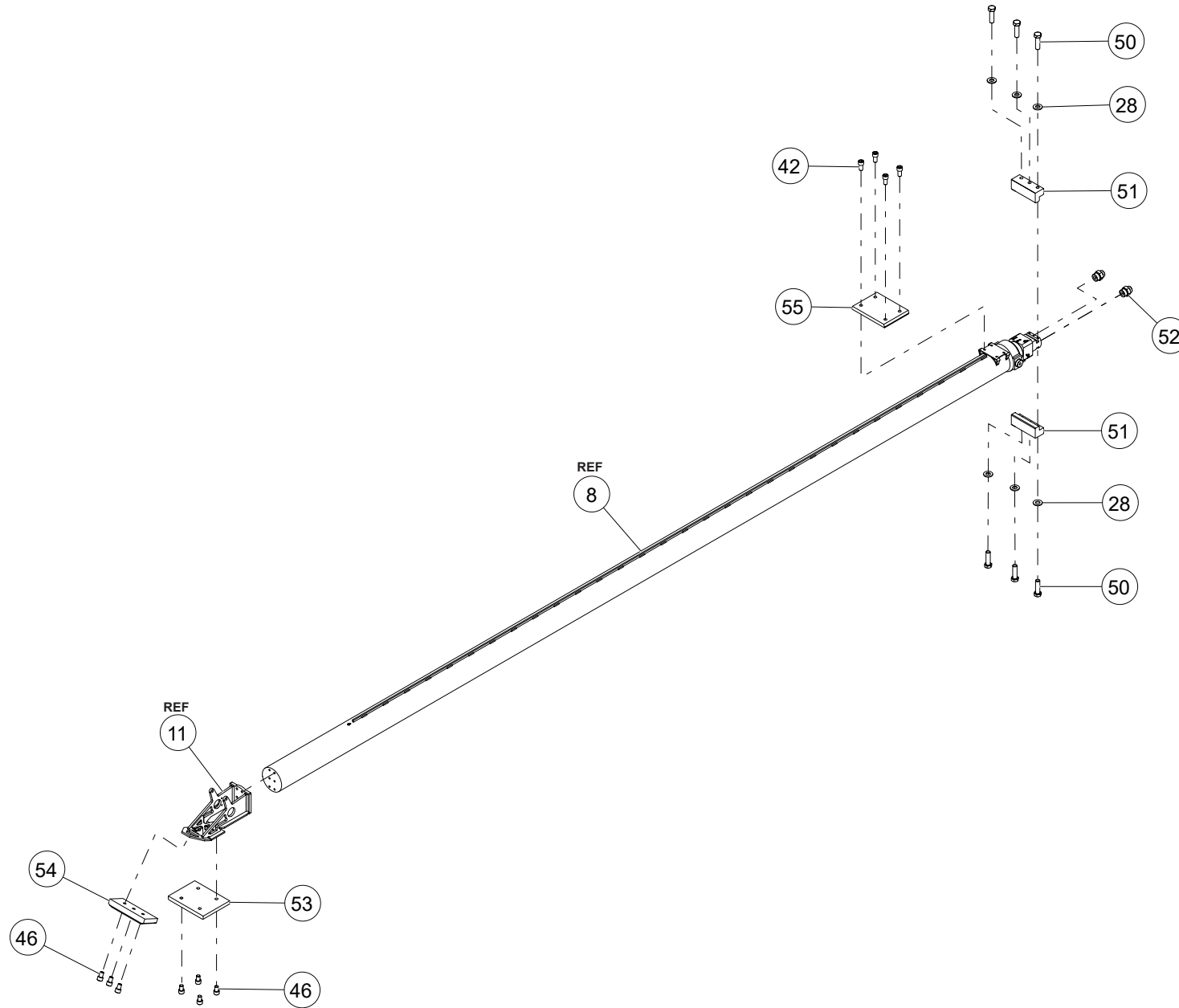
WHEN ORDERING PARTS, SPECIFY MODEL NUMBER, SERIAL NUMBER AND DESCRIPTION OF PARTS REQUIRED



WHEN ORDERING PARTS, SPECIFY MODEL NUMBER, SERIAL NUMBER AND DESCRIPTION OF PARTS REQUIRED

ITEM	PART NUMBER	DESCRIPTION	QUANTITY	NOTES
	<b>1008300</b>	<b>BOOM EXTEND CYLINDER</b>		
27	HHCS-C500C258Z0	HEX HEAD CAP SCREW, 1/2-13 X 3 1/4 LEN, GR8, ZN	2	
28	WSH2-X5000008Z0	SAE WASHER, 1/2, GR8, ZN	4	Total 10 in BOOM EXTEND CYLINDER
29	1004747	BAR, CLAMP TOP, UPPER EXTEND CYLINDER	1	
30	HHCS-C500A008Z0	HEX HEAD CAP SCREW, 1/2-13 X 1 LEN, GR8, ZN	2	
31	1010270	ADAPTER, MOFS-4/BSPP-4	2	
32	1013928	ELBOW, 90, MOFS-4/FOFS-4	1	
33	HHCS-C250A508Z0	HEX HEAD CAP SCREW, 1/4-20 X 1 1/2 LEN, GR8, ZN	4	
34	1004811	STD COVER PLATE 3/4, 1 IN TUBE	2	
35	1038510	CLAMP, 325.4-PP	4	
36	1020185	C61-16 4 BOLT FLANGE KIT	2	
37	HHCS-C375B008Z0	HEX HEAD CAP SCREW, 3/8-16 X 2 LEN, GR8, ZN	8	
38	WSH2-X3750008Z0	SAE WASHER, 3/8, GR8, ZN	8	
39	1040487	EXT CYL PORT TUBE WELDMENT, LH SIDE	1	
40	1004746	BAR, CLAMP BASE, UPPER EXTEND CYLINDER	1	
41	1035154	ADAPTER, MOFS-4/MORB-4 LONG FULL BODY HEX	2	
42	SHCS-C500A00AB0	SOCKET HEAD CAP SCREW, 1/2-13 X 1 LEN, BO	6	Total 10 in BOOM EXTEND CYLINDER
43	1004343	WEAR PAD, CYLINDER SUPPORT FRONT	2	
44	1004643	PIN, 2 DIA X 9 1/2 LEN	1	
45	1222-348	ROD END 0.50 SH-OD X 3.25	2	
46	SHCS-C500750AB0	SOCKET HEAD CAP SCREW, 1/2-13 X 3/4 LEN, BO	2	Total 9 in BOOM EXTEND CYLINDER
47	1008299	BOOM EXTEND CYLINDER	1	
48	1020290	ORING, C61/C62 -12	2	
49	1037729	EXT CYL PORT TUBE WELDMENT, RH SIDE	1	

WHEN ORDERING PARTS, SPECIFY MODEL NUMBER, SERIAL NUMBER AND DESCRIPTION OF PARTS REQUIRED



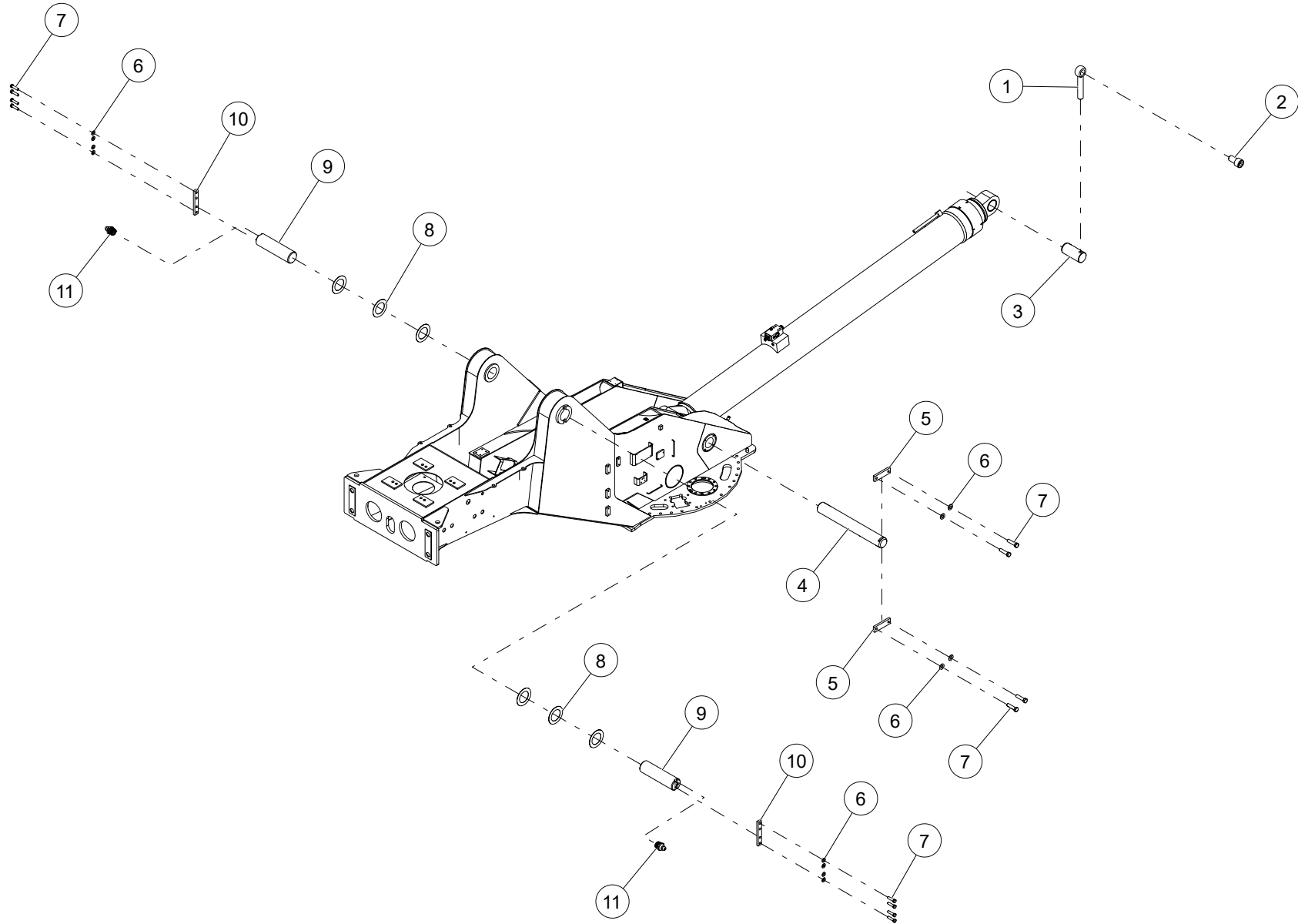
WHEN ORDERING PARTS, SPECIFY MODEL NUMBER, SERIAL NUMBER AND DESCRIPTION OF PARTS REQUIRED

ITEM	PART NUMBER	DESCRIPTION	QUANTITY	NOTES
	<b>1008300</b>	<b>BOOM EXTEND CYLINDER</b>		
50	HHCS-C500A758Z0	HEX HEAD CAP SCREW, 1/2-13 X 1 3/4 LEN, GR8, ZN	6	
51	1004748	BAR, CLAMP, LOWER EXTEND CYLINDER	2	
52	1004672	HYD FITTING, -16 ORB TO -12 ORFS STRAIGHT	2	
53	1004345	WEAR PAD, CYLINDER HEAD SUPPORT REAR	1	
54	1004344	WEAR PAD, CYLINDER HEAD SUPPORT FRONT	1	
55	1041689	WEAR PAD, CYLINDER SUPPORT REAR	1	
56*	1040503	SUBWELDMENT, EXTENSION CYLINDER HOSE RETAINER	1	
57*	1041234	PLATE, TWIN HOSE BULKHEAD	1	
58*	1013895	ELBOW, 90, MOFS-4/MOFS-4 BH W/NUT	2	
59*	1028107	HOSE, -4, 3000, FOFS-4SW / FOFS-4SW, 8.5	1	
60*	1028108	HOSE, -4, LOW, 90FOFS-4SW / FOFS-4SW T0, 15.5	1	

\* ITEM NOT SHOWN IN THE ILLUSTRATION

WHEN ORDERING PARTS, SPECIFY MODEL NUMBER, SERIAL NUMBER AND DESCRIPTION OF PARTS REQUIRED

# INSTALLATION, BOOM PIVOT AND HOIST CYLINDER PIN

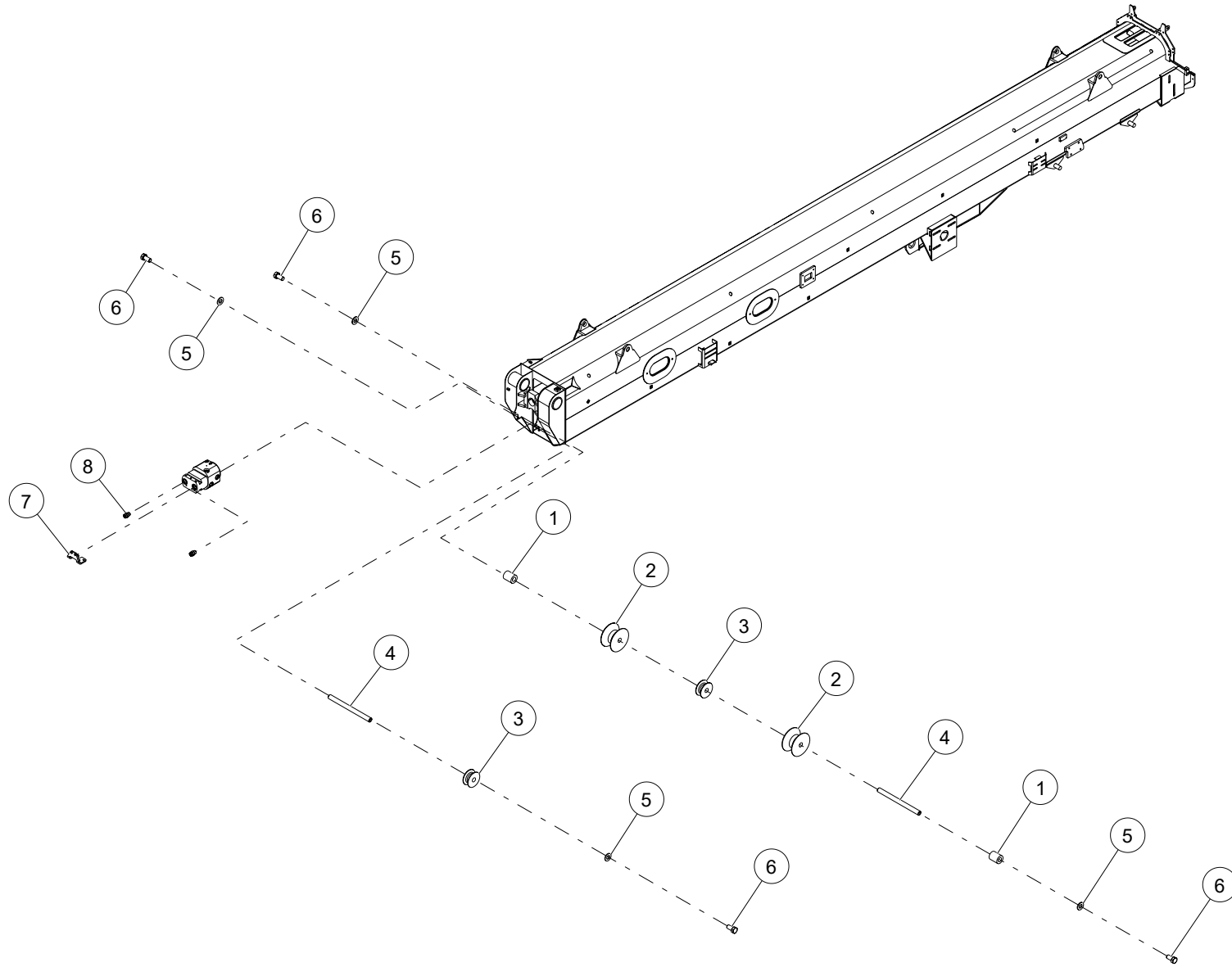


WHEN ORDERING PARTS, SPECIFY MODEL NUMBER, SERIAL NUMBER AND DESCRIPTION OF PARTS REQUIRED

## INSTALLATION, BOOM PIVOT AND HOIST CYLINDER PIN

ITEM	PART NUMBER	DESCRIPTION	QUANTITY	NOTES
	<b>1007417</b>	<b>INSTALLATION, BOOM PIVOT AND HOIST CYLINDER PIN</b>		
1	1007159	ROD END, 1/2" DIA X 6" LEN	1	
2	SHCS-CA00A75AB0	SOCKET HEAD CAP SCREW, 1-8 X 1 3/4 LEN, BO	1	
3	1007160	PIN, UPPER HOIST	1	
4	1008003	PIN, LOWER HOIST	1	
5	1008004	KEEPER, LOWER HOIST PIN	2	
6	WSH2-X5000008Z0	SAE WASHER, 1/2, GR8, ZN	12	
7	HHCS-C500B008Z0	HEX HEAD CAP SCREW, 1/2-13 X 2 LEN, GR8, ZN	12	
8	718-0576	SHIM	6	
9	1004638	PIN, BOOM PIVOT	2	
10	1004649	PIN RETAINER	2	
11	1004435	GREASE ZERK, STR 1/8 PTF MALE	2	

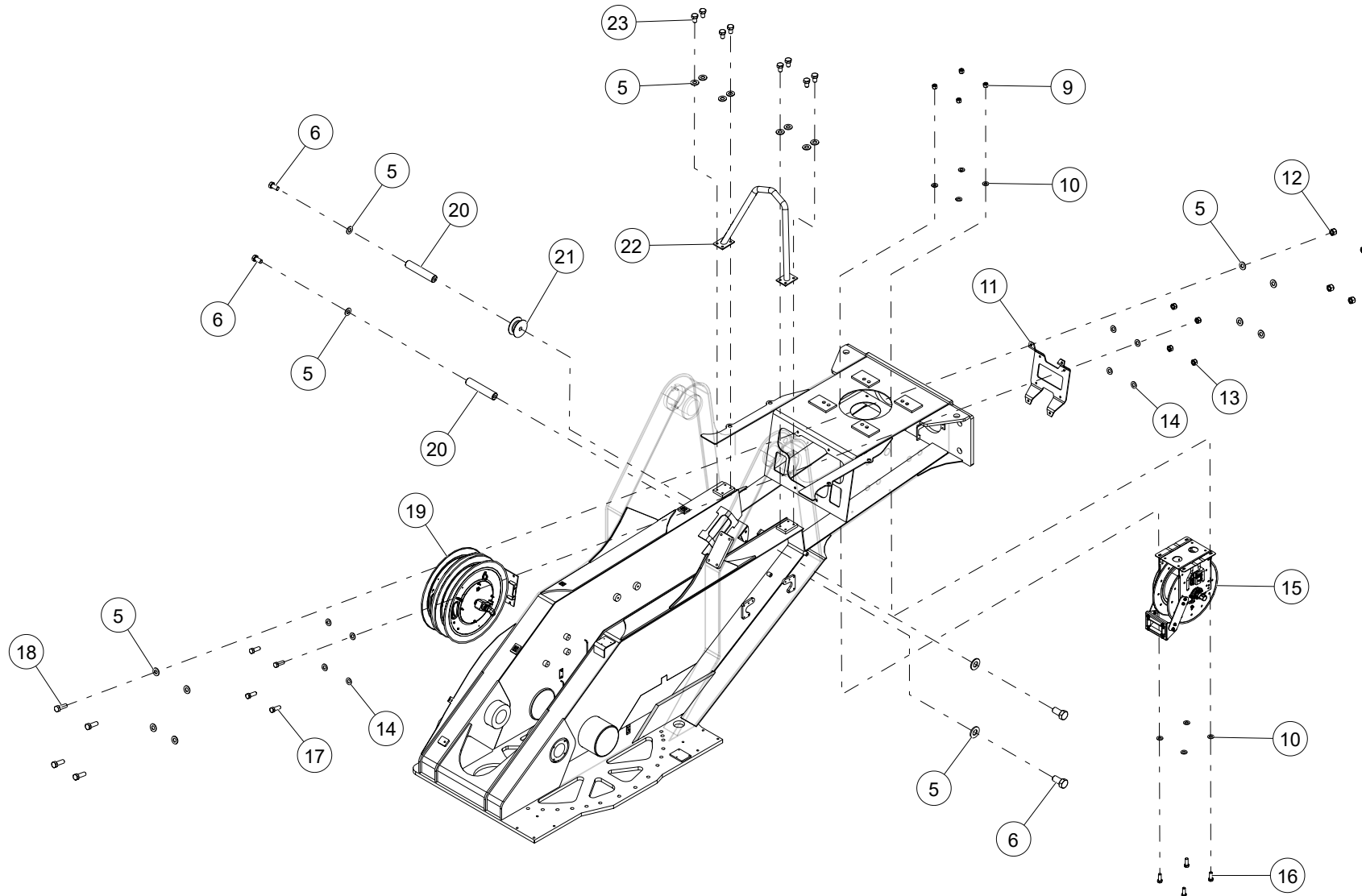
WHEN ORDERING PARTS, SPECIFY MODEL NUMBER, SERIAL NUMBER AND DESCRIPTION OF PARTS REQUIRED



WHEN ORDERING PARTS, SPECIFY MODEL NUMBER, SERIAL NUMBER AND DESCRIPTION OF PARTS REQUIRED

ITEM	PART NUMBER	DESCRIPTION	QUANTITY	NOTES
	<b>1034426</b>	<b>INSTALLATION, BOOM HOSE REEL</b>		
1	1034721	TUBE, SPACER	2	
2	1034689	SHEAVE, ROPE ROLLER	2	
3	1041184	NYLON, SMALL TWIN HOSE ROLLER	2	
4	1034720	ROUND, SHEAVE ROLLER	2	
5	WSH2-X5000008Z0	SAE WASHER, 1/2, GR8, ZN	4	Total 24 in INSTALLATION, BOOM HOSE REEL
6	HHCS-C500A008Z0	HEX HEAD CAP SCREW, 1/2-13 X 1 LEN, GR8, ZN	4	Total 8 in INSTALLATION, BOOM HOSE REEL
7	1041234	PLATE, TWIN HOSE BULKHEAD	1	
8	1010088	ADAPTER, MOFS-12/MORB-12	2	

WHEN ORDERING PARTS, SPECIFY MODEL NUMBER, SERIAL NUMBER AND DESCRIPTION OF PARTS REQUIRED



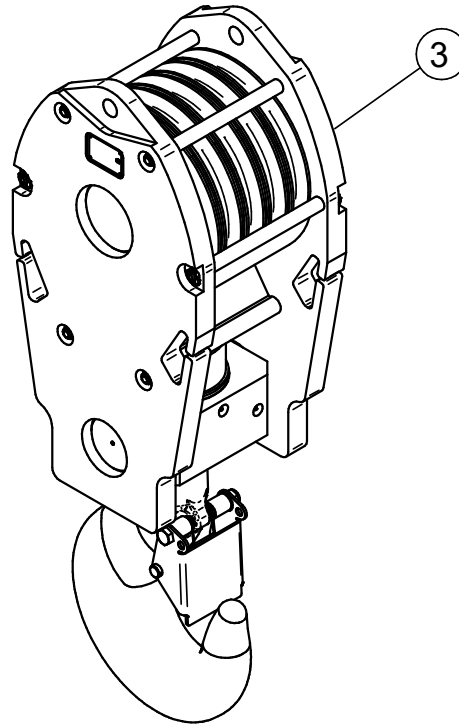
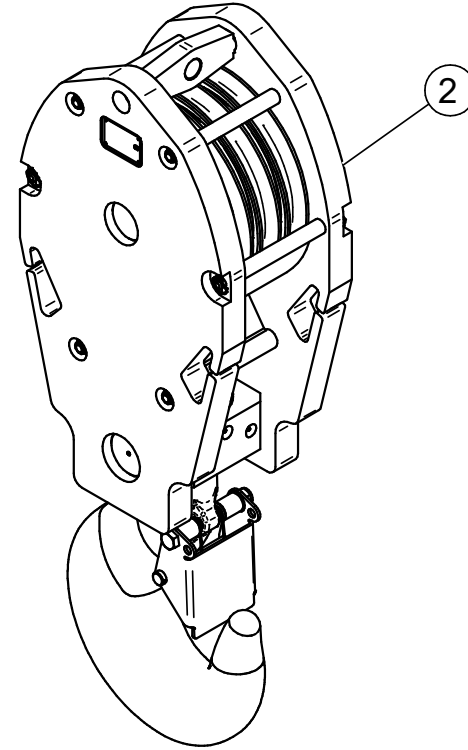
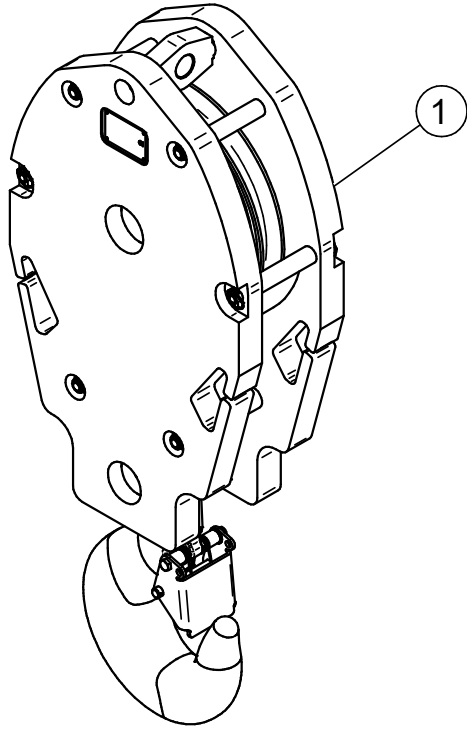
WHEN ORDERING PARTS, SPECIFY MODEL NUMBER, SERIAL NUMBER AND DESCRIPTION OF PARTS REQUIRED

ITEM	PART NUMBER	DESCRIPTION	QUANTITY	NOTES
	<b>1034426</b>	<b>INSTALLATION, BOOM HOSE REEL</b>		
9	NUT3-C3750008Z0	NYLON LOCK NUT, 3/8-16, GR8, ZN	4	
10	WSH2-X3750008Z0	SAE WASHER, 3/8, GR8, ZN	8	
11	1034672	PLATE, REEL MOUNTING	1	
12	NUT3-C5000008Z0	NYLON LOCK NUT, 1/2-13, GR8, ZN	4	
13	NUT3-C4380008Z0	NYLON LOCK NUT, 7/16-14, GR8, ZN	4	
14	WSH2-X4380008Z0	SAE WASHER, 7/16, GR8, ZN	8	
15	1041335	REEL, HANNAY	1	
16	HHCS-C375A008Z0	HEX HEAD CAP SCREW, 3/8-16 X 1 LEN, GR8, ZN	4	
17	HHCS-F438A258Z1	HEX HEAD CAP SCREW, 7/16-20 X 1 1/4 LEN, GR8, ZN, FULL THREAD	4	
18	HHCS-C500A508Z0	HEX HEAD CAP SCREW, 1/2-13 X 1 1/2 LEN, GR8, ZN	4	
19	1034668	BOOM HOSE REEL	1	
20	1041182	ROUND, SHEAVE ROLLER	2	
21	1041181	NYLON, LARGE TWIN HOSE ROLLER	1	
22	1034795	WELDMENT, HOSE DEFLECTOR	1	
23	HHCS-C5007508Z0	HEX HEAD CAP SCREW, 1/2-13 X 3/4 LEN, GR8, ZN	8	

WHEN ORDERING PARTS, SPECIFY MODEL NUMBER, SERIAL NUMBER AND DESCRIPTION OF PARTS REQUIRED

## 80-160 HOOK BLOCK OPTIONS

---



WHEN ORDERING PARTS, SPECIFY MODEL NUMBER, SERIAL NUMBER AND DESCRIPTION OF PARTS REQUIRED

---

## 80-160 HOOK BLOCK OPTIONS

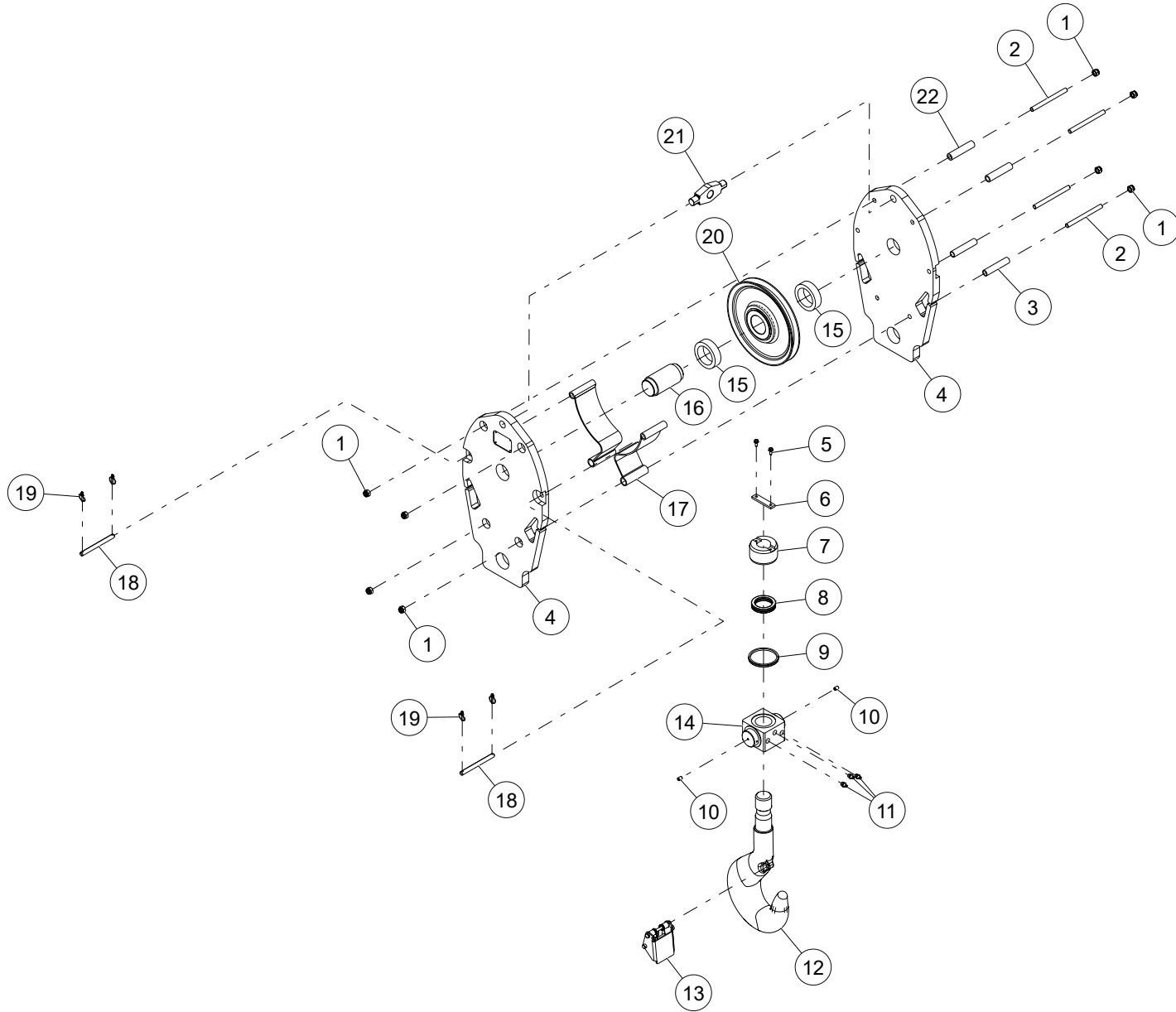
---

ITEM	PART NUMBER	DESCRIPTION	QUANTITY	NOTES
	<b>1008823</b>	<b>80-160 HOOK BLOCK OPTIONS</b>		
1	<b>1034582</b>	HOOKBLOCK, 1 SHEAVE, 25T, 3/4IN, 711LBS	1	SEE PAGE 260
2	<b>1034450</b>	HOOKBLOCK, 3 SHEAVE, 50T, 3/4IN, 1141LBS	1	SEE PAGE 262
3	<b>1034581</b>	HOOKBLOCK, 5 SHEAVE, 80T, 3/4IN, 1400LBS	1	SEE PAGE 264

---

WHEN ORDERING PARTS, SPECIFY MODEL NUMBER, SERIAL NUMBER AND DESCRIPTION OF PARTS REQUIRED

# HOOKBLOCK, 1 SHEAVE, 25T, 3/4IN, 711LBS

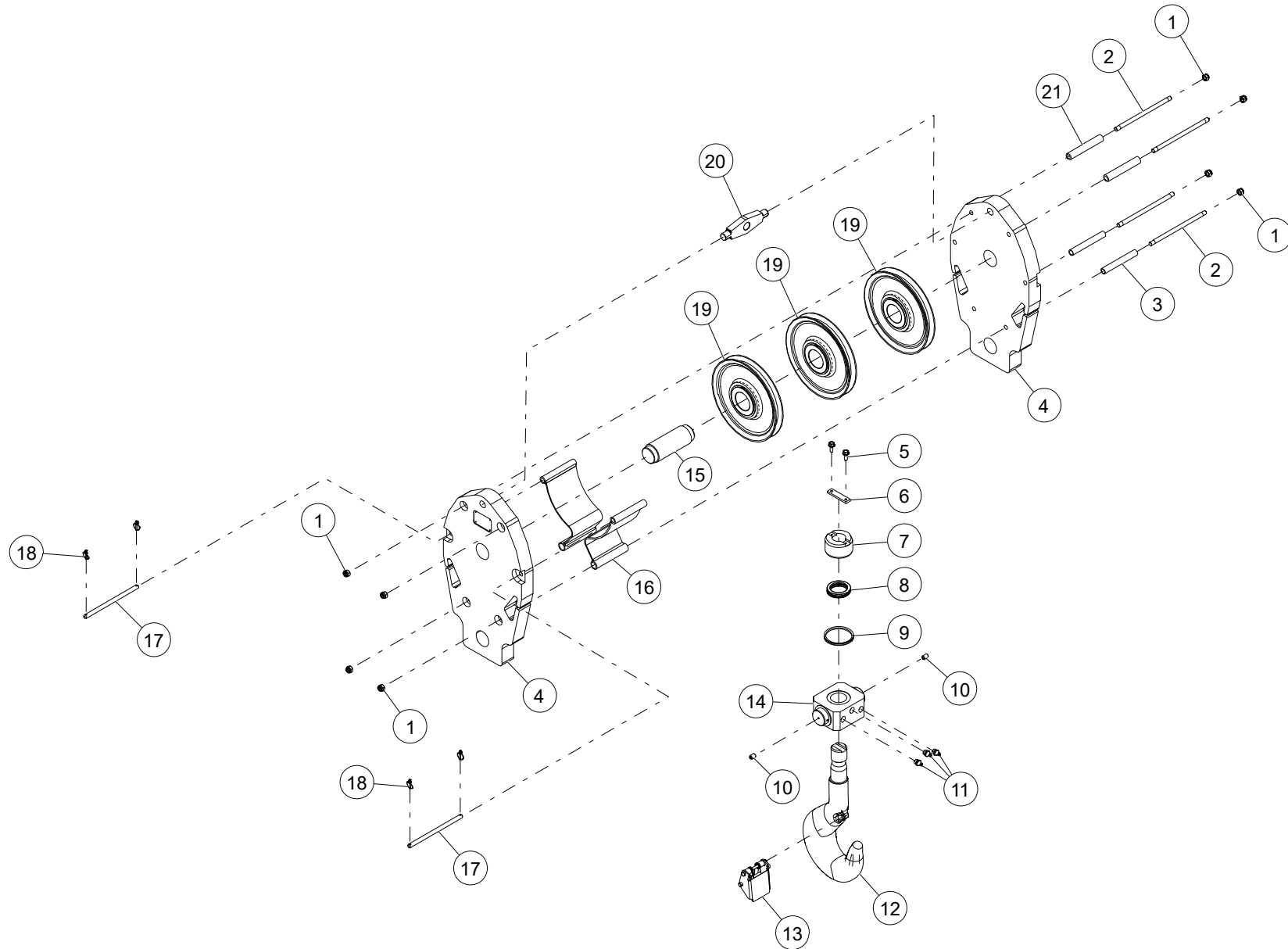


WHEN ORDERING PARTS, SPECIFY MODEL NUMBER, SERIAL NUMBER AND DESCRIPTION OF PARTS REQUIRED

## HOOKBLOCK, 1 SHEAVE, 25T, 3/4IN, 711LBS

ITEM	PART NUMBER	DESCRIPTION	QUANTITY	NOTES
	<b>1034582</b>	<b>HOOKBLOCK, 1 SHEAVE, 25T, 3/4IN, 711LBS</b>		
1	C1048178	NYLOC NUT M16	8	
2	C1048364	THREADED ROD 16N221TR185	4	
3	C1048363	TUBE 28X5-125 TRV.	2	
4	C1048365	SIDEPLATE 490X845X50	2	
5	C1048187	TENSILOCK BOLT M8X20	2	
6	C1048371	LOCKING PLATE	1	
7	C1048207	NUT H10 81114 DIA. 110X65 RD64X8S355J2G3	1	
8	C1048209	BEARING 81114	1	
9	C1048208	V-RING	1	
10	C1048191	HEX GRUB SCREW M8X12	2	
11	C1048374	GREASE NIPPLE M8X1	3	
12	C1048373	HOOK SH10P L1=495 OL=157 RD64X8	1	
13	C1048212	SAFETY LATCH (SH10/DH12)	1	
14	C1048210	TRAVERSE H10 81114 125X171X90TR125	1	
15	C1048368	TUBE 121X14,2-28, S235 TRV.	2	
16	C1048366	SHAFT 90X161, S355J2G3	1	
17	C1048369	ROPEGUARD SHEAVE DIA. 410	2	
18	C1048367	PIN 16X213, AISI 304	2	
19	C1048182	RUBIG SAFETY LINCHPIN	4	
20	C1048370	SHEAVE 410/355 WIRE 19MM, 5016PP	1	
21	C1048362	BECKET	1	
22	C1048372	TUBE 25X3-125	2	

WHEN ORDERING PARTS, SPECIFY MODEL NUMBER, SERIAL NUMBER AND DESCRIPTION OF PARTS REQUIRED



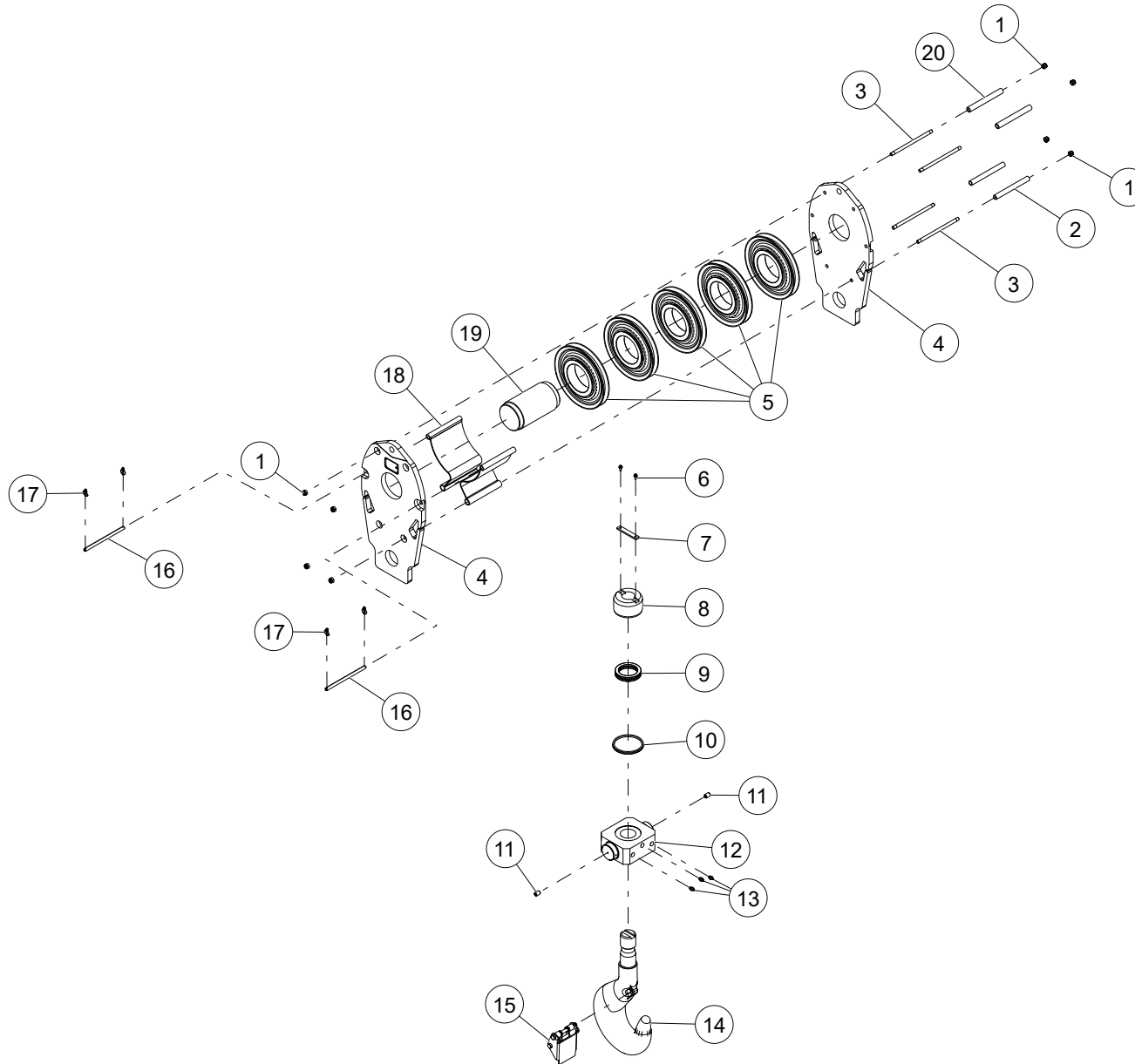
WHEN ORDERING PARTS, SPECIFY MODEL NUMBER, SERIAL NUMBER AND DESCRIPTION OF PARTS REQUIRED

## HOOKBLOCK, 3 SHEAVE, 50T, 3/4IN, 1141LBS

ITEM	PART NUMBER	DESCRIPTION	QUANTITY	NOTES
	<b>1034450</b>	<b>HOOKBLOCK, 3 SHEAVE, 50T, 3/4IN, 1141LBS</b>		
1	C1048178	NYLOC NUT M16	8	
2	C1048376	THREADED ROD 16N308TR272	4	
3	C1048213	TUBE 28X5-203	2	
4	C1048377	SIDEPLATE 490X895X55	2	
5	C1048187	M8X20 TENSILOCK BOLT	2	
6	C1048221	LOCKINGPLATE	1	
7	C1048222	NUT H20 81120 DIA. 155X100 RD90X10	1	
8	C1048224	BEARING 81120	1	
9	C1048223	V-RING	1	
10	C1048191	HEX GRUB SCREW M8X12	2	
11	C1048193	GREASE NIPPLE M10X1 DIN 71412A	3	
12	C1048382	HOOK EH20V L1=665 OL=202 RD90X10	1	
13	C1048227	SAFETY LATCH SH20/DH20	1	
14	C1048381	TRAVERSE H20 81120 200X277X100TR203 Z40	1	
15	C1048378	SHAFT 90X279TR203, 34CRNIMO6	1	
16	C1048380	ROPEGUEARD 410B28B35TR203L362	2	
17	C1048379	PIN 16X298TR272 AISI304	2	
18	C1048182	RUBIG SAFETY LINCHPIN	4	
19	C1048370	SHEAVE 410/355, WIRE ROPE 19MM, 5018PP (52°)	3	
20	C1048375	BECKET	1	
21	C1048234	TUBE 25X3-203	2	

WHEN ORDERING PARTS, SPECIFY MODEL NUMBER, SERIAL NUMBER AND DESCRIPTION OF PARTS REQUIRED

# HOOKBLOCK, 5 SHEAVE, 80T, 3/4IN, 1400LBS

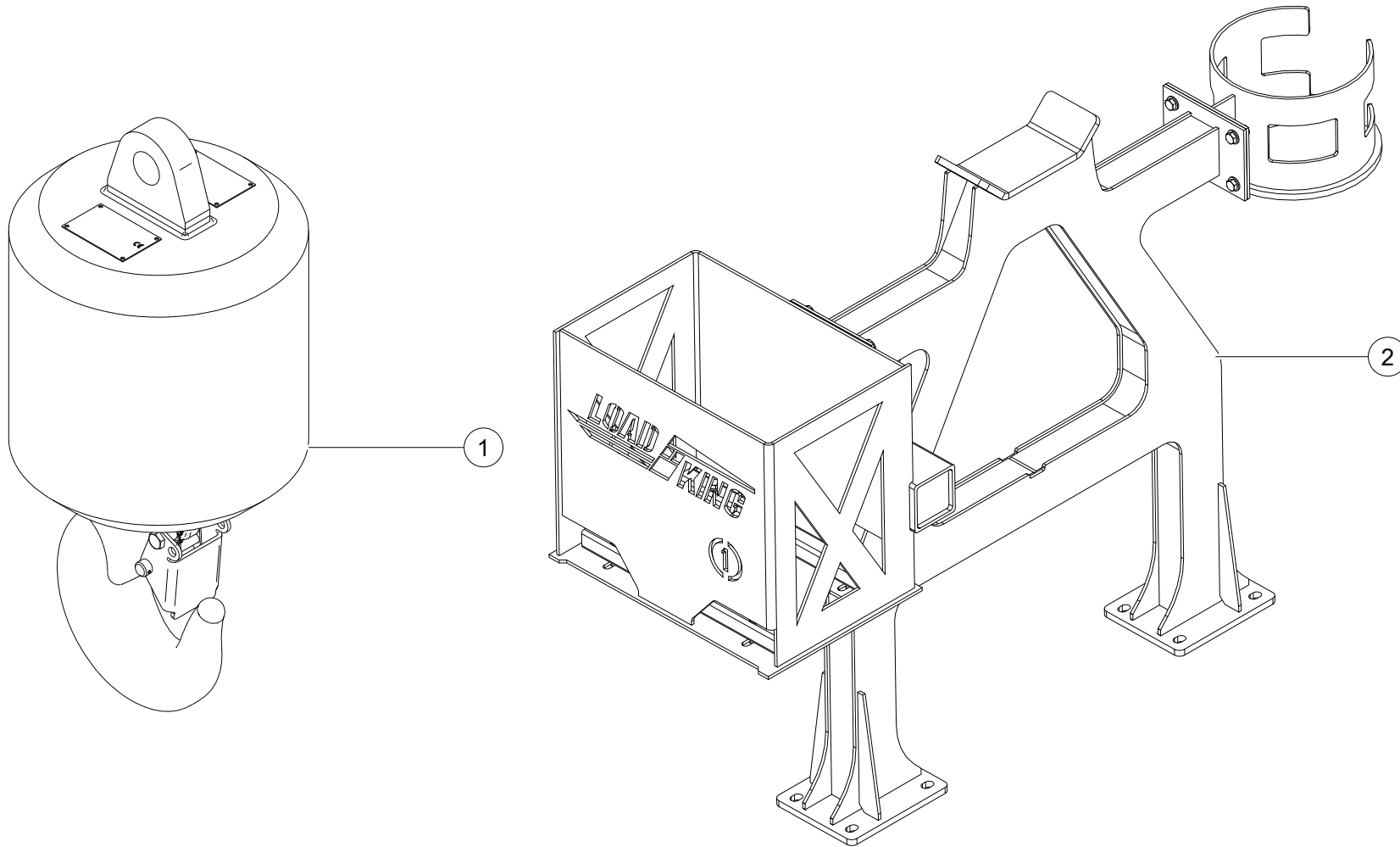


WHEN ORDERING PARTS, SPECIFY MODEL NUMBER, SERIAL NUMBER AND DESCRIPTION OF PARTS REQUIRED

## HOOKBLOCK, 5 SHEAVE, 80T, 3/4IN, 1400LBS

ITEM	PART NUMBER	DESCRIPTION	QUANTITY	NOTES
	<b>1034581</b>	<b>HOOKBLOCK, 5 SHEAVE, 80T, 3/4IN, 1400LBS</b>		
1	C1048178	NYLOC NUT M16	8	
2	C1048220	TUBE 25X3-302	2	
3	C1048383	THREADED ROD 16N398TR362	4	
4	C1048387	SIDEPLATE 490X970X50	2	
5	C1048384	SHEAVE 410/355, WIRE ROPE 19MM	5	
6	C1048187	M8X20 TENSILOCK BOLT	2	
7	C1048388	LOCKING PLATE	1	
8	C1048393	H20 81222 DIA. 175X110 RD90X10 (NUT 02-243)	1	
9	C1048389	BEARING 81222	1	
10	C1048390	V-RING	1	
11	C1048191	HEX GRUB SCREW M8X12	2	
12	C1048391	TRAVERSE H20 81222 235X358X140TR302 Z30	1	
13	C1048193	GREASE NIPPLE M10X1	3	
14	C1048392	EH20V L1=750 OL=252 RD90X10 (HOOK 01-087)	1	
15	C1048227	SAFETY LATCH (SH20/DH20))	1	
16	C1048386	PIN 16X390TR362 AISI304	2	
17	C1048182	RUBIG SAFETY LINCHPIN	4	
18	C1048385	ROPEGUARD 410B28B35TR302L362	2	
19	C1048215	SHAFT 160X358, S355J2G3	1	
20	C1048177	TUBE 28X5-270	2	

WHEN ORDERING PARTS, SPECIFY MODEL NUMBER, SERIAL NUMBER AND DESCRIPTION OF PARTS REQUIRED



WHEN ORDERING PARTS, SPECIFY MODEL NUMBER, SERIAL NUMBER AND DESCRIPTION OF PARTS REQUIRED

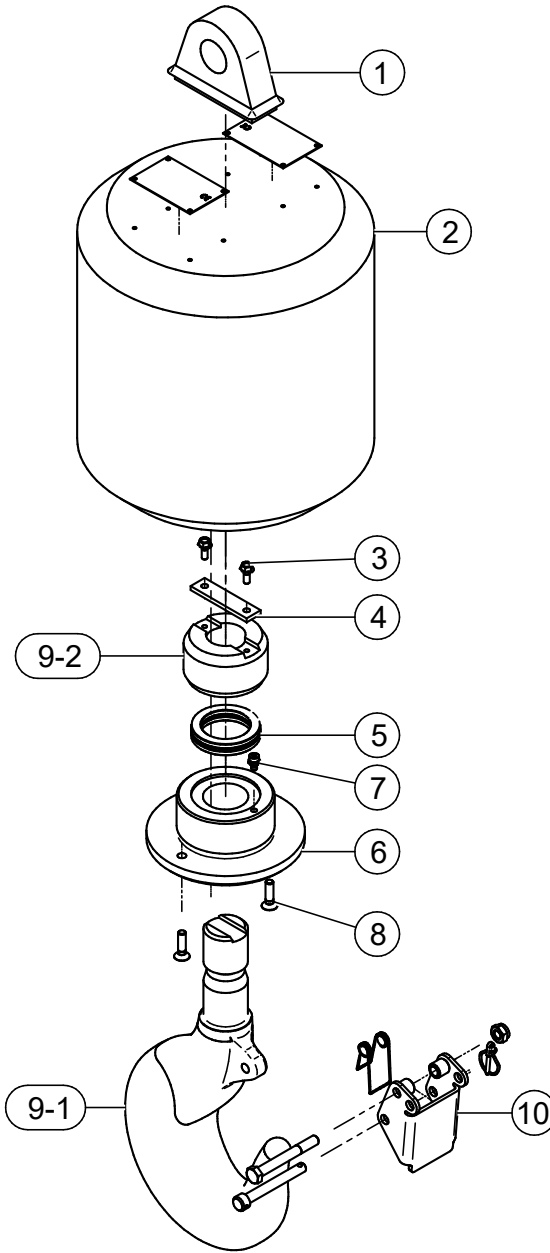
## 80-160 OVERHAUL BALL OPTION

---

ITEM	PART NUMBER	DESCRIPTION	QUANTITY	NOTES
	<b>1008822</b>	<b>80-160 OVERHAUL BALL OPTION</b>		
1	<b>1037273</b>	OVERHAUL BALL WIRE 3/4" SWL 12 US TONS	1	SEE PAGE 268
2	<b>C1046009</b>	LOAD BLOCK & OHAUL BALL ASSEMBLY	1	SEE PAGE 270

WHEN ORDERING PARTS, SPECIFY MODEL NUMBER, SERIAL NUMBER AND DESCRIPTION OF PARTS REQUIRED

---



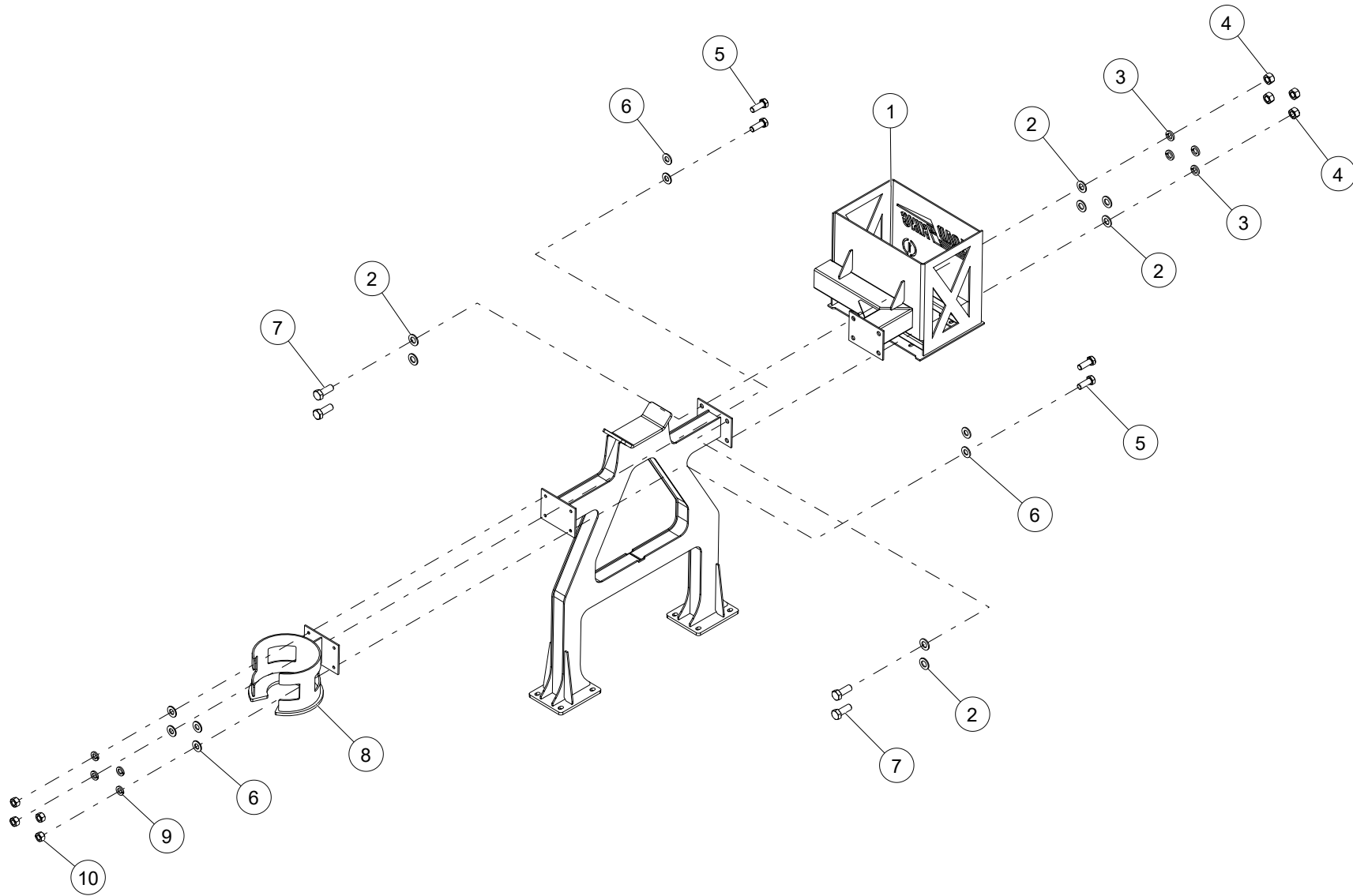
WHEN ORDERING PARTS, SPECIFY MODEL NUMBER, SERIAL NUMBER AND DESCRIPTION OF PARTS REQUIRED

## OVERHAUL BALL WIRE 3/4" SWL 12 US TONS

ITEM	PART NUMBER	DESCRIPTION	QUANTITY	NOTES
	<b>1037273</b>	<b>OVERHAUL BALL WIRE 3/4" SWL 12 US TONS</b>		
1	C1048281	EYE 95X110X35G37	1	
2	C1048282	BODY 300X315 M99X3X60	1	
3	C1048283	TENSILOCK BOLT M6X16	2	
4	C1048284	LOCKING PLATE	1	
5	C1048285	ROLLER BEARING 81110	1	
6	C1048286	TRAVERSE H5 81110 DIA. 160X60 M99X3	1	
7	C1048193	GREASE NIPPLE M10X1 DIN 71412A	1	
8	C1048245	COUNTERSUNK BOLT M8X30 DIN 7991	2	
9-1	C1048287	SH5P L1=318 (HOOK 01-091)	1	
9-2	C1048288	H5 81110 DIA. 85X50 M45 S355J2G3 (NUT 02-001B)	1	
10	C1048248	SAFETY LATCH (SH5/DH6)	1	

WHEN ORDERING PARTS, SPECIFY MODEL NUMBER, SERIAL NUMBER AND DESCRIPTION OF PARTS REQUIRED

# LOAD BLOCK & OHAUL BALL ASSEMBLY



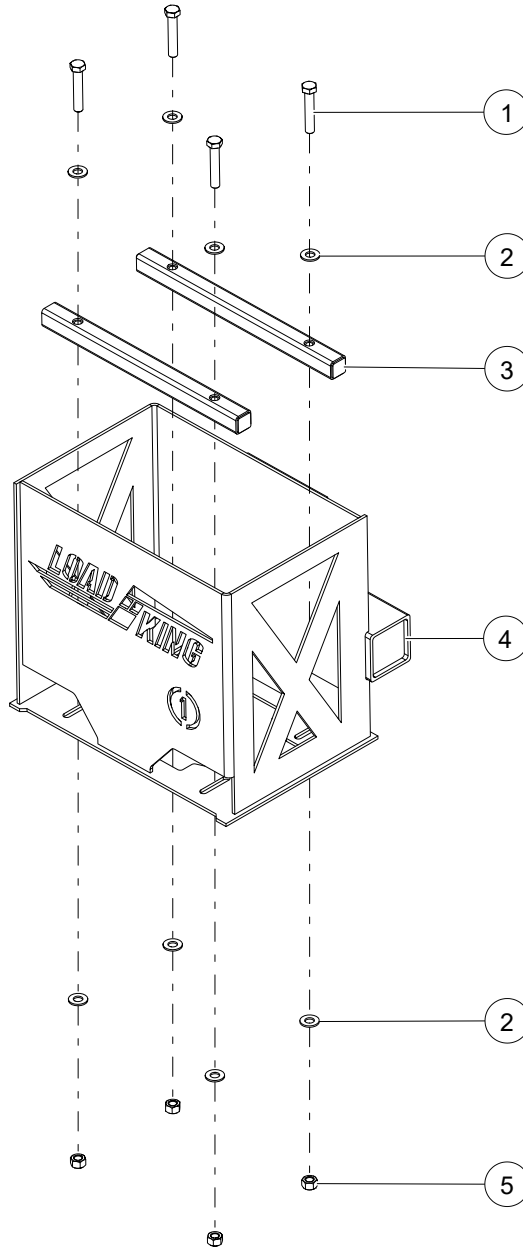
WHEN ORDERING PARTS, SPECIFY MODEL NUMBER, SERIAL NUMBER AND DESCRIPTION OF PARTS REQUIRED

## LOAD BLOCK & OHAUL BALL ASSEMBLY

ITEM	PART NUMBER	DESCRIPTION	QUANTITY	NOTES
	<b>C1046009</b>	<b>LOAD BLOCK &amp; OHAUL BALL ASSEMBLY</b>		
1	<b>C1045844</b>	ASSEMBLY, HOOK BLOCK HOUSING	1	SEE PAGE 272
2	WSH2-X7500008Z0	SAE WASHER, 3/4, GR8, ZN	8	
3	WSH4-X7500008Z0	SPIRAL LOCK WASHER, 3/4, GR8, ZN	4	
4	NUT1-C7500008Z0	HEX NUT, 3/4-10, GR8, ZN	4	
5	HHCS-C500A378Z0	HEX HEAD CAP SCREW, 1/2-13 X 1 3/8 LEN, GR8, ZN	4	
6	WSH2-X5000008Z0	SAE WASHER, 1/2, GR8, ZN	8	
7	HHCS-C750B008Z0	HEX HEAD CAP SCREW, 3/4-10 X 2 LEN, GR8, ZN	4	
8	C1045843	HOUSING, OHAUL BALL	1	
9	WSH4-X5000008Z0	SPIRAL LOCK WASHER, 1/2, GR8, ZN	4	
10	NUT1-C5000008Z0	HEX NUT, 1/2-13, GR8, ZN	4	

WHEN ORDERING PARTS, SPECIFY MODEL NUMBER, SERIAL NUMBER AND DESCRIPTION OF PARTS REQUIRED

## ASSEMBLY, HOOK BLOCK HOUSING



WHEN ORDERING PARTS, SPECIFY MODEL NUMBER, SERIAL NUMBER AND DESCRIPTION OF PARTS REQUIRED


## ASSEMBLY, HOOK BLOCK HOUSING

---

ITEM	PART NUMBER	DESCRIPTION	QUANTITY	NOTES
	<b>C1045844</b>	<b>ASSEMBLY, HOOK BLOCK HOUSING</b>		
1	HHCS-C500B758Z0	HEX HEAD CAP SCREW, 1/2-13 X 2 3/4 LEN, GR8, ZN	4	
2	WSH2-X5000008Z0	SAE WASHER, 1/2, GR8, ZN	8	
3	C1046308	BLOCK CATCH WELDMENT	2	
4	C1046309	WELDMENT, HOOK BLOCK HOUSING	1	
5	NUT1-C5000008Z0	HEX NUT, 1/2-13, GR8, ZN	4	

WHEN ORDERING PARTS, SPECIFY MODEL NUMBER, SERIAL NUMBER AND DESCRIPTION OF PARTS REQUIRED

---



WHEN ORDERING PARTS, SPECIFY MODEL NUMBER, SERIAL NUMBER AND DESCRIPTION OF PARTS REQUIRED

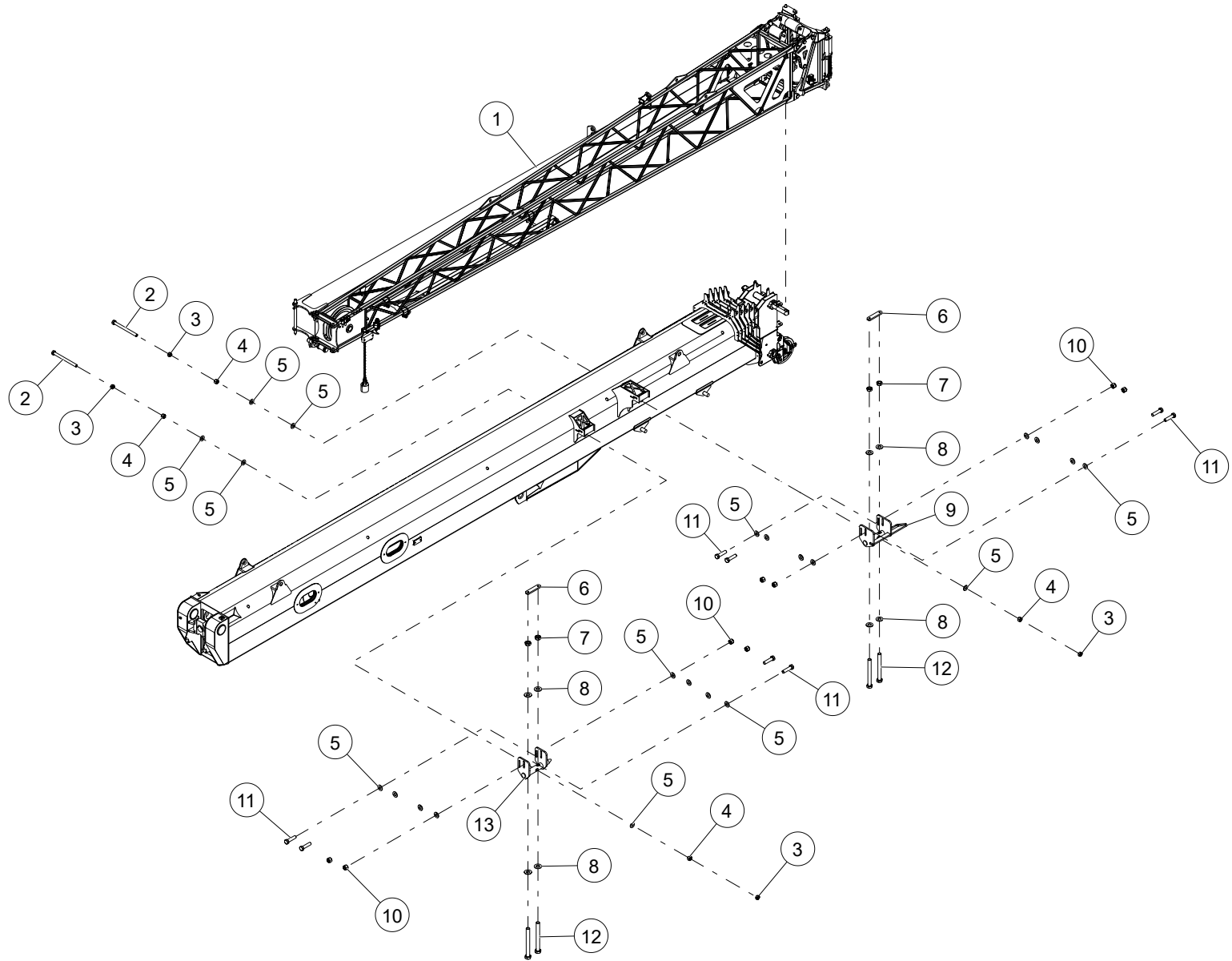
## XO 80-160 JIB OPTIONS

---

ITEM	PART NUMBER	DESCRIPTION	QUANTITY	NOTES
	<b>1008816</b>	<b>XO 80-160 JIB OPTIONS</b>		
1	<b>1040475</b>	JIB STOWAGE ASSEMBLY, GEN 2	1	SEE PAGE 276
2	<b>1036901</b>	JIB LADDER INSTALLATION	1	SEE PAGE 292
3	<b>1040585</b>	80-160 JIB INSTALLATION TOOLS	1	SEE PAGE 294
4	<b>C1046076</b>	INSTALLATION, JIB KICK STAND	1	SEE PAGE 296

---

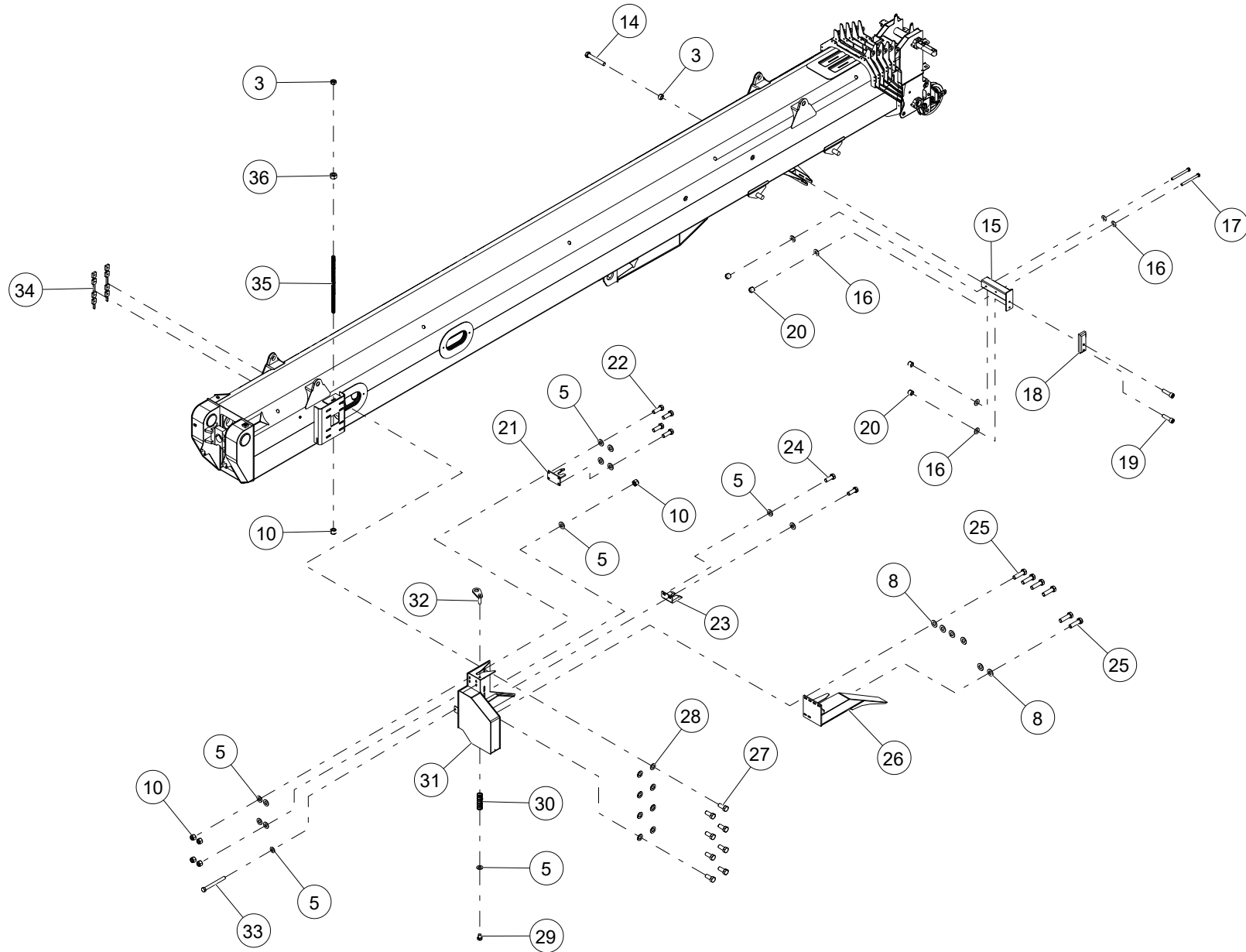
WHEN ORDERING PARTS, SPECIFY MODEL NUMBER, SERIAL NUMBER AND DESCRIPTION OF PARTS REQUIRED



WHEN ORDERING PARTS, SPECIFY MODEL NUMBER, SERIAL NUMBER AND DESCRIPTION OF PARTS REQUIRED

ITEM	PART NUMBER	DESCRIPTION	QUANTITY	NOTES
	<b>1040475</b>	<b>JIB STOWAGE ASSEMBLY, GEN 2</b>		
1	<b>1040482</b>	JIB ASSEMBLY, EXTENDED PIN	1	SEE PAGE 280
2	HHCS-C500F008Z1	HEX HEAD CAP SCREW, 1/2-13 X 6 LEN, GR8, ZN, FULL THREAD	2	
3	NUT2-C5000008Z0	HEX JAM NUT, 1/2-13, GR8, ZN	4	Total 6 in JIB STOWAGE ASSEMBLY, GEN 2
4	NUT1-C5000008Z0	HEX NUT, 1/2-13, GR8, ZN	4	
5	WSH2-X5000008Z0	SAE WASHER, 1/2, GR8, ZN	22	Total 35 in JIB STOWAGE ASSEMBLY, GEN 2
6	709-7342	PLATE, BAR	2	
7	NUT2-C6250008Z0	HEX JAM NUT, 5/8-11, GR8, ZN	4	
8	WSH2-X6250008Z0	SAE WASHER, 5/8, GR8, ZN	8	Total 14 in JIB STOWAGE ASSEMBLY, GEN 2
9	C1046223	WELDMENT, PIN	1	
10	NUT3-C5000008Z0	NYLON LOCK NUT, 1/2-13, GR8, ZN	8	Total 14 in JIB STOWAGE ASSEMBLY, GEN 2
11	HHCS-C500B008Z0	HEX HEAD CAP SCREW, 1/2-13 X 2 LEN, GR8, ZN	8	
12	HHCS-C625F008Z1	HEX HEAD CAP SCREW, 5/8-11 X 6 LEN, GR8, ZN, FULL THREAD	4	
13	1040525	WELDMENT, PIN	1	

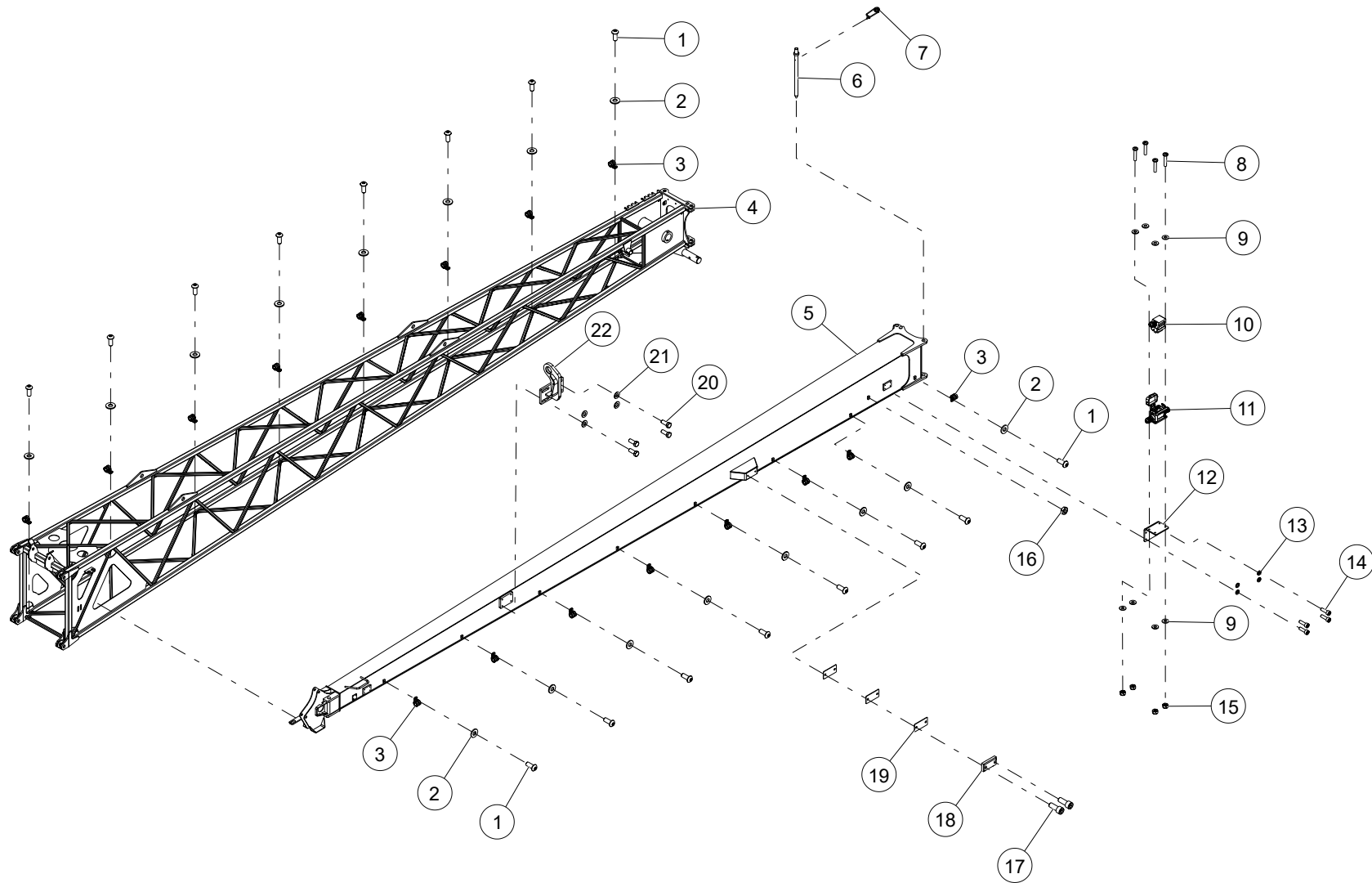
WHEN ORDERING PARTS, SPECIFY MODEL NUMBER, SERIAL NUMBER AND DESCRIPTION OF PARTS REQUIRED



WHEN ORDERING PARTS, SPECIFY MODEL NUMBER, SERIAL NUMBER AND DESCRIPTION OF PARTS REQUIRED

ITEM	PART NUMBER	DESCRIPTION	QUANTITY	NOTES
	<b>1040475</b>	<b>JIB STOWAGE ASSEMBLY, GEN 2</b>		
14	HHCS-C500C258Z1	HEX HEAD CAP SCREW, 1/2-13 X 3 1/4 LEN, GR8, ZN, FULL THREAD	1	
15	C1053731	WELDMENT, BASE GUIDE SLIDER	1	
16	WSH2-X3750008Z0	SAE WASHER, 3/8, GR8, ZN	6	
17	HHCS-C375D008Z0	HEX HEAD CAP SCREW, 3/8-16 X 4 LEN, GR8, ZN	2	
18	C1053741	WEAR, BASE STOP	1	
19	SHCS-C375A37AB1	SOCKET HEAD CAP SCREW, 3/8-16 X 1 3/8 LEN, BO, FULL THREAD	2	
20	NUT3-C3750008Z0	NYLON LOCK NUT, 3/8-16, GR8, ZN	4	
21	1040676	WELDMENT, TOP BIFOLD CENTERING	1	
22	HHCS-C500A508Z0	HEX HEAD CAP SCREW, 1/2-13 X 1 1/2 LEN, GR8, ZN	4	
23	1041033	WELDMENT, BOTTOM BIFOLD HOLDER	1	
24	HHCS-C500A378Z0	HEX HEAD CAP SCREW, 1/2-13 X 1 3/8 LEN, GR8, ZN	2	
25	HHCS-C625B258M1	HEX HEAD CAP SCREW, 5/8-11 X 2 1/4 LEN, GR8, MA, FULL THREAD	6	
26	1040598	WELDMENT, BASE LIFT RAMP	1	
27	HHCS-C750A758M0	HEX HEAD CAP SCREW, 3/4-10 X 1 3/4 LEN, GR8, MA	8	
28	WSH2-X7500008Z0	SAE WASHER, 3/4, GR8, ZN	8	
29	HHCS-C5006258Z0	HEX HEAD CAP SCREW, 1/2-13 X 5/8 LEN, GR8, ZN	1	
30	C1046230	SPRING, RETAINING COMPRESSION	1	
31	1040647	WELDMENT, REAR STOWAGE	1	
32	1040772	WELDMENT, BIFOLD RETAINER	1	
33	HHCS-C500E008Z1	HEX HEAD CAP SCREW, 1/2-13 X 5 LEN, GR8, ZN, FULL THREAD	1	
34	1040895	PLATE, REAR NUT	2	
35	1041039	ALL THREAD, 1/2-13 UNC X 12.5LG	1	
36	NUT5-C5000008Z0	HEAVY HEX NUT, 1/2-13, GR8, ZN	1	

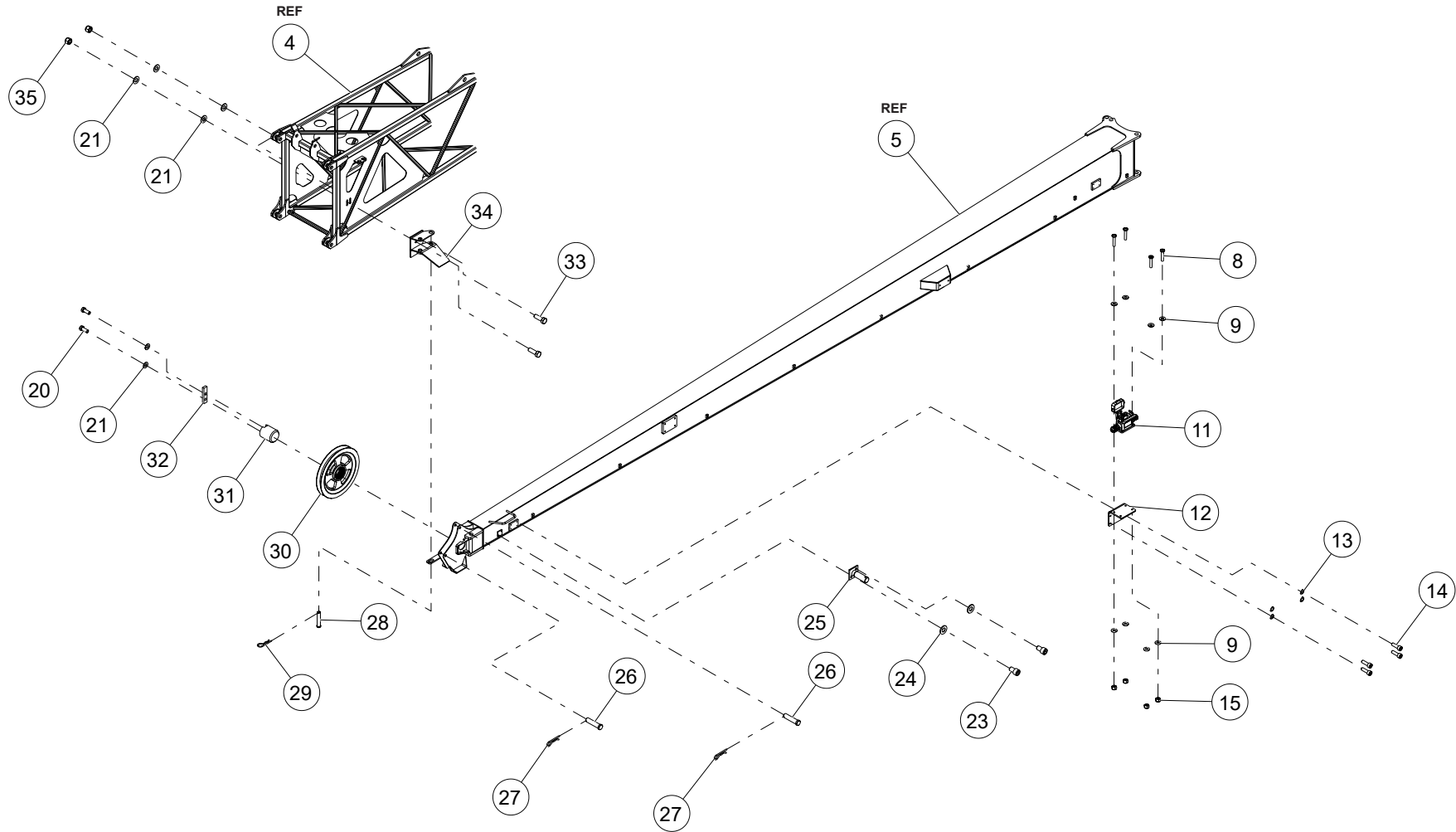
WHEN ORDERING PARTS, SPECIFY MODEL NUMBER, SERIAL NUMBER AND DESCRIPTION OF PARTS REQUIRED



WHEN ORDERING PARTS, SPECIFY MODEL NUMBER, SERIAL NUMBER AND DESCRIPTION OF PARTS REQUIRED

ITEM	PART NUMBER	DESCRIPTION	QUANTITY	NOTES
	<b>1040482</b>	<b>JIB ASSEMBLY, EXTENDED PIN</b>		
1	SH03-C250625BB0	SHCS BUTTON HEAD, 1/4-20 X 5/8 LEN, BO	16	
2	WSH2-X2500008Z0	SAE WASHER, 1/4, GR8, ZN	16	
3	1031291	P CLAMP 3/8"	16	
4	1040495	WELDMENT, JIB BASE 30 FT	1	
5	1040500	WELDMENT, JIB BI-FOLD	1	
6	1040545	ROUND, LONG PIN	1	
7	1026197	COILED BENT-WIRE LOCKING PIN	1	Total 9 in JIB ASSEMBLY, EXTENDED PIN
8	MS07-C190A00ZR0	MACHINE SCREW, 10-24 X 1 LEN, NF	4	Total 8 in JIB ASSEMBLY, EXTENDED PIN
9	WSH2-X1900008Z0	SAE WASHER, #10, GR8, ZN	8	Total 24 in JIB ASSEMBLY, EXTENDED PIN
10	T127379	HOOD, WEIDMULLER	1	Total 2 in JIB ASSEMBLY, EXTENDED PIN
11	T127374	BASE, WEIDMULLER	1	Total 4 in JIB ASSEMBLY, EXTENDED PIN
12	1040992	PLATE, WIEDMULLER BASE BRACKET	1	Total 2 in JIB ASSEMBLY, EXTENDED PIN
13	WSH4-X1900008Z0	SPIRAL LOCK WASHER, #10, GR8, ZN	4	Total 8 in JIB ASSEMBLY, EXTENDED PIN
14	SHCS-C190625AB0	SOCKET HEAD CAP SCREW, 10-24 X 5/8 LEN, BO	4	Total 8 in JIB ASSEMBLY, EXTENDED PIN
15	NUT3-C1900008Z0	NYLON LOCK NUT, #10-24, GR8, ZN	4	Total 8 in JIB ASSEMBLY, EXTENDED PIN
16	NUT2-C2500008Z0	HEX JAM NUT, 1/4-20, GR8, ZN	1	Total 3 in JIB ASSEMBLY, EXTENDED PIN
17	SHCS-C500A25AB0	SOCKET HEAD CAP SCREW, 1/2-13 X 1 1/4 LEN, BO	2	
18	1040963	WEAR, BIFOLD TO BOOM	1	
19	1040964	PLATE, BIFOLD TO BOOM SHIM	3	
20	HHCS-C500A258Z0	HEX HEAD CAP SCREW, 1/2-13 X 1 1/4 LEN, GR8, ZN	4	Total 8 in JIB ASSEMBLY, EXTENDED PIN
21	WSH2-X5000008Z0	SAE WASHER, 1/2, GR8, ZN	4	Total 13 in JIB ASSEMBLY, EXTENDED PIN
22	C1046169	WELDMENT, BIFOLD RETAINER	1	

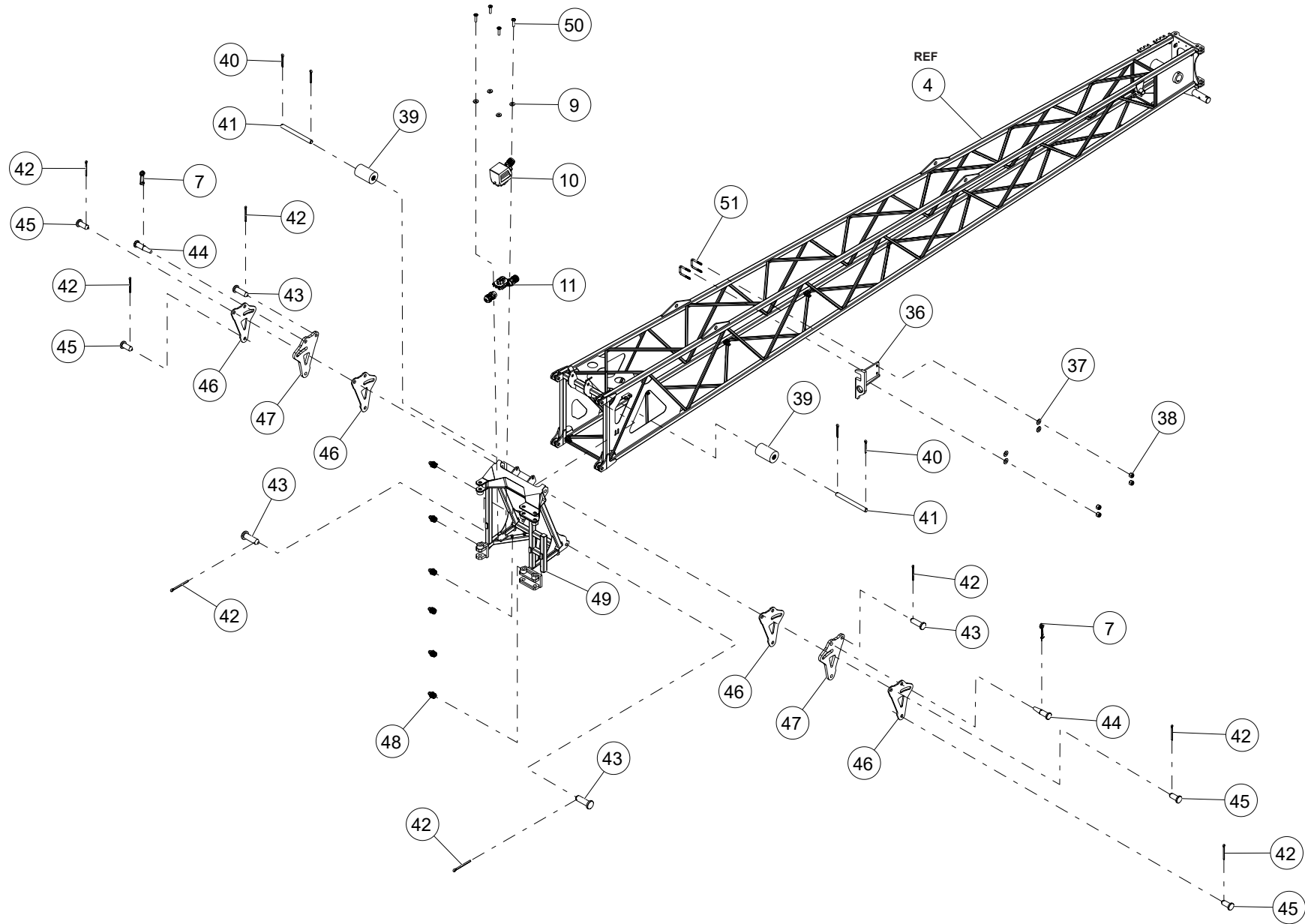
WHEN ORDERING PARTS, SPECIFY MODEL NUMBER, SERIAL NUMBER AND DESCRIPTION OF PARTS REQUIRED



WHEN ORDERING PARTS, SPECIFY MODEL NUMBER, SERIAL NUMBER AND DESCRIPTION OF PARTS REQUIRED

ITEM	PART NUMBER	DESCRIPTION	QUANTITY	NOTES
	<b>1040482</b>	<b>JIB ASSEMBLY, EXTENDED PIN</b>		
23	SHCS-C313500AB0	SOCKET HEAD CAP SCREW, 5/16-18 X 1/2 LEN, BO	2	Total 4 in JIB ASSEMBLY, EXTENDED PIN
24	WSH2-X3130008Z0	SAE WASHER, 5/16, GR8, ZN	2	Total 5 in JIB ASSEMBLY, EXTENDED PIN
25	774-00054	ADAPTER BRACKET, ATB SW	1	Total 2 in JIB ASSEMBLY, EXTENDED PIN
26	PIN1-X750C00XZ0	CLEVIS PIN, 3/4 DIA X 3 LEN, ZINC	2	
27	PIN2-X125B00YZ0	HAIRPIN, 1/8 DIA X 2 LEN, ZINC	2	Total 5 in JIB ASSEMBLY, EXTENDED PIN
28	PIN1-X750C75XZ0	CLEVIS PIN, 3/4 DIA X 3 3/4 LEN, ZINC	1	
29	PIN2-X141B75YZ0	HAIRPIN, 9/64 DIA X 2 3/4 LEN, ZINC	1	
30	1004432	ASSEMBLY, BOOM HEAD SHEAVE	1	
31	1025734	PIN, 3.00 DIA X 3.375 LEN	1	
32	1025735	BAR, PIN KEEPER	1	
33	HHCS-C500A508Z0	HEX HEAD CAP SCREW, 1/2-13 X 1 1/2 LEN, GR8, ZN	2	
34	C1053411	WELDMENT, BIFOLD SWING RETAINER RAMP	1	
35	NUT3-C5000008Z0	NYLON LOCK NUT, 1/2-13, GR8, ZN	2	Total 3 in JIB ASSEMBLY, EXTENDED PIN

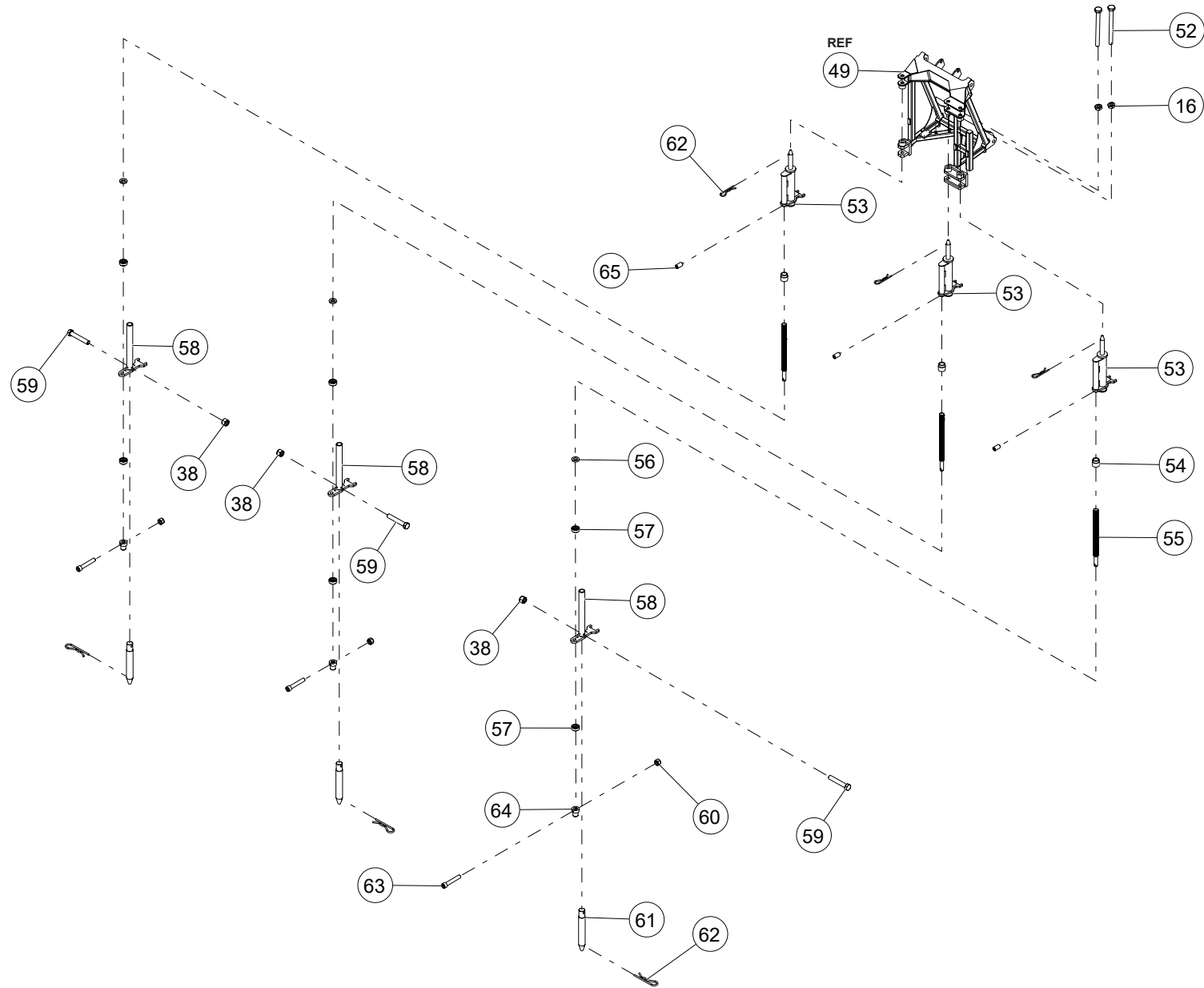
WHEN ORDERING PARTS, SPECIFY MODEL NUMBER, SERIAL NUMBER AND DESCRIPTION OF PARTS REQUIRED



WHEN ORDERING PARTS, SPECIFY MODEL NUMBER, SERIAL NUMBER AND DESCRIPTION OF PARTS REQUIRED

ITEM	PART NUMBER	DESCRIPTION	QUANTITY	NOTES
	<b>1040482</b>	<b>JIB ASSEMBLY, EXTENDED PIN</b>		
36	1040679	WELDMENT, PIN CATCHER	1	
37	WSH2-X3750008Z0	SAE WASHER, 3/8, GR8, ZN	4	Total 16 in JIB ASSEMBLY, EXTENDED PIN
38	NUT3-C3750008Z0	NYLON LOCK NUT, 3/8-16, GR8, ZN	4	Total 19 in JIB ASSEMBLY, EXTENDED PIN
39	C1046310	NYLON ROLLER ASS'Y	2	
40	PIN3-X188A50XZ0	COTTER PIN, 3/16 DIA X 1 1/2 LEN, ZINC	4	
41	1041704	PIN, JIB ROLLER PIN	2	
42	PIN3-X156B00XZ0	COTTER PIN, 5/32 DIA X 2 LEN, ZINC	8	
43	1026196	ROUND, JIB OFFSET PIN	4	
44	1040912	ROUND, SHORT JIB ATTACHMENT PIN	2	
45	1026195	ROUND, SHORT JIB ATTACHMENT PIN	4	
46	1043836	PLATE, 1/2" OFFSET	4	
47	1043837	PLATE, 1" OFFSET	2	
48	1004435	GREASE ZERK, STR 1/8 PTF MALE	6	
49	1040477	WELDMENT, EXTENDED JIB ADAPTOR FRAME	1	
50	MS07-C190750ZR0	MACHINE SCREW, 10-24 X 3/4 LEN, NF	4	Total 8 in JIB ASSEMBLY, EXTENDED PIN
51	708-2742	ROD, U BOLT	2	Total 8 in JIB ASSEMBLY, EXTENDED PIN

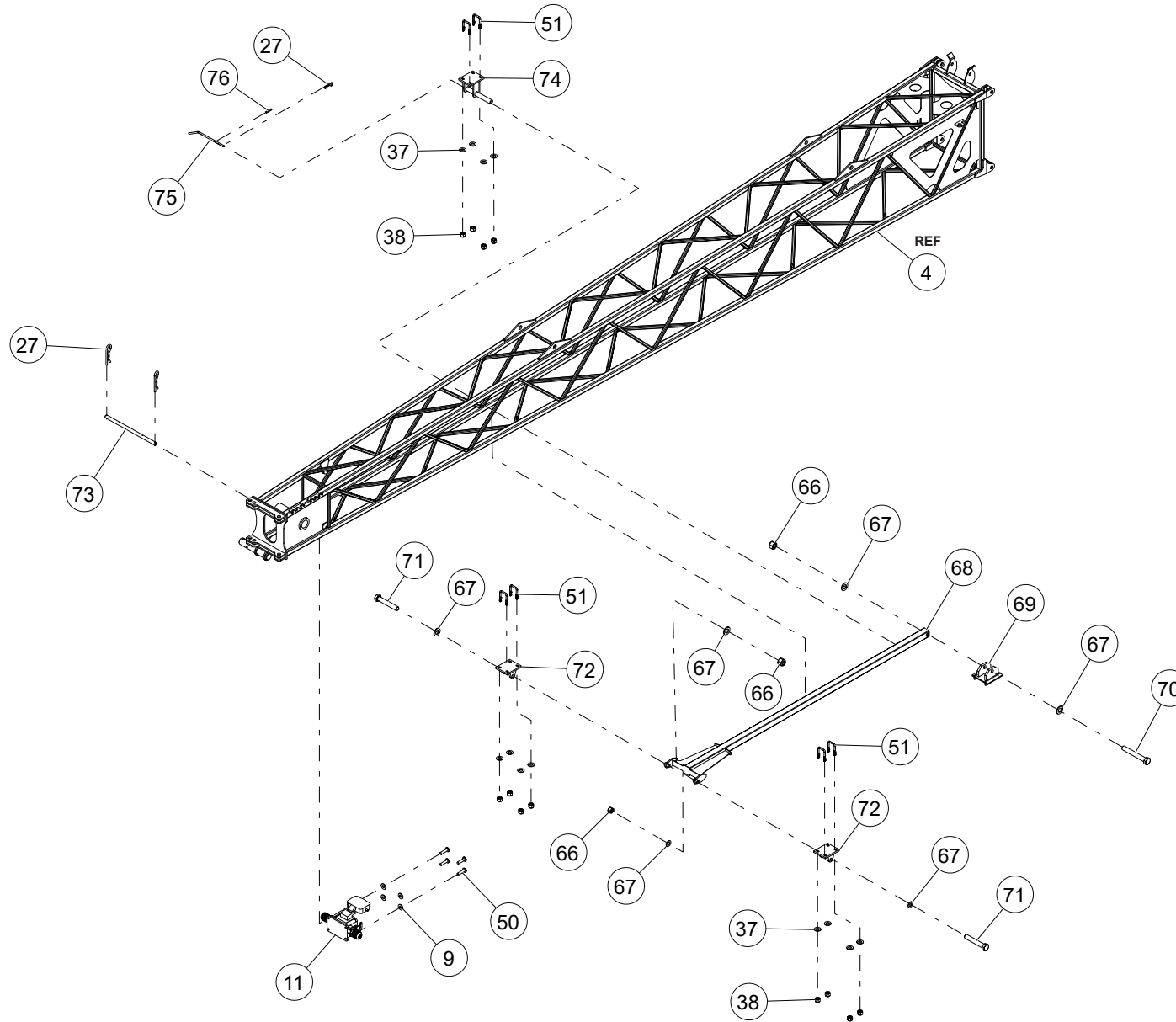
WHEN ORDERING PARTS, SPECIFY MODEL NUMBER, SERIAL NUMBER AND DESCRIPTION OF PARTS REQUIRED



WHEN ORDERING PARTS, SPECIFY MODEL NUMBER, SERIAL NUMBER AND DESCRIPTION OF PARTS REQUIRED

ITEM	PART NUMBER	DESCRIPTION	QUANTITY	NOTES
	<b>1040482</b>	<b>JIB ASSEMBLY, EXTENDED PIN</b>		
52	HHCS-C250C008Z0	HEX HEAD CAP SCREW, 1/4-20 X 3 LEN, GR8, ZN	2	
53	1038909	WELDMENT, TOP PIN	3	
54	1038903	ACME NUT	3	
55	C1059907	MACHINED 1-10 LEAD ACME SCREW	3	
56	C1055182	PLATE, THICK WASHER	3	
57	C1059693	THRUST BEARING	6	
58	C1059692	WELDMENT, BOTTOM TUBE	3	
59	HHCS-C375B258Z0	HEX HEAD CAP SCREW, 3/8-16 X 2 1/4 LEN, GR8, ZN	3	
60	NUT3-C3130008Z0	NYLON LOCK NUT, 5/16-18, GR8, ZN	3	Total 4 in JIB ASSEMBLY, EXTENDED PIN
61	1038902	ROUND, JIB BOTTOM PIN	3	
62	PIN2-X125B62YZ0	HAIRPIN, 1/8 DIA X 2 5/8 LEN, ZINC	6	
63	SHCS-C313A87AZ0	SOCKET HEAD CAP SCREW, 5/16-18 X 1 7/8 LEN, ZN	3	
64	C1059681	WELDMENT, 5-8 JIB SOCKET	3	
65	SS05-C164375CB0	SET SCREW, 8-32 X 3/8 LEN, BO	3	

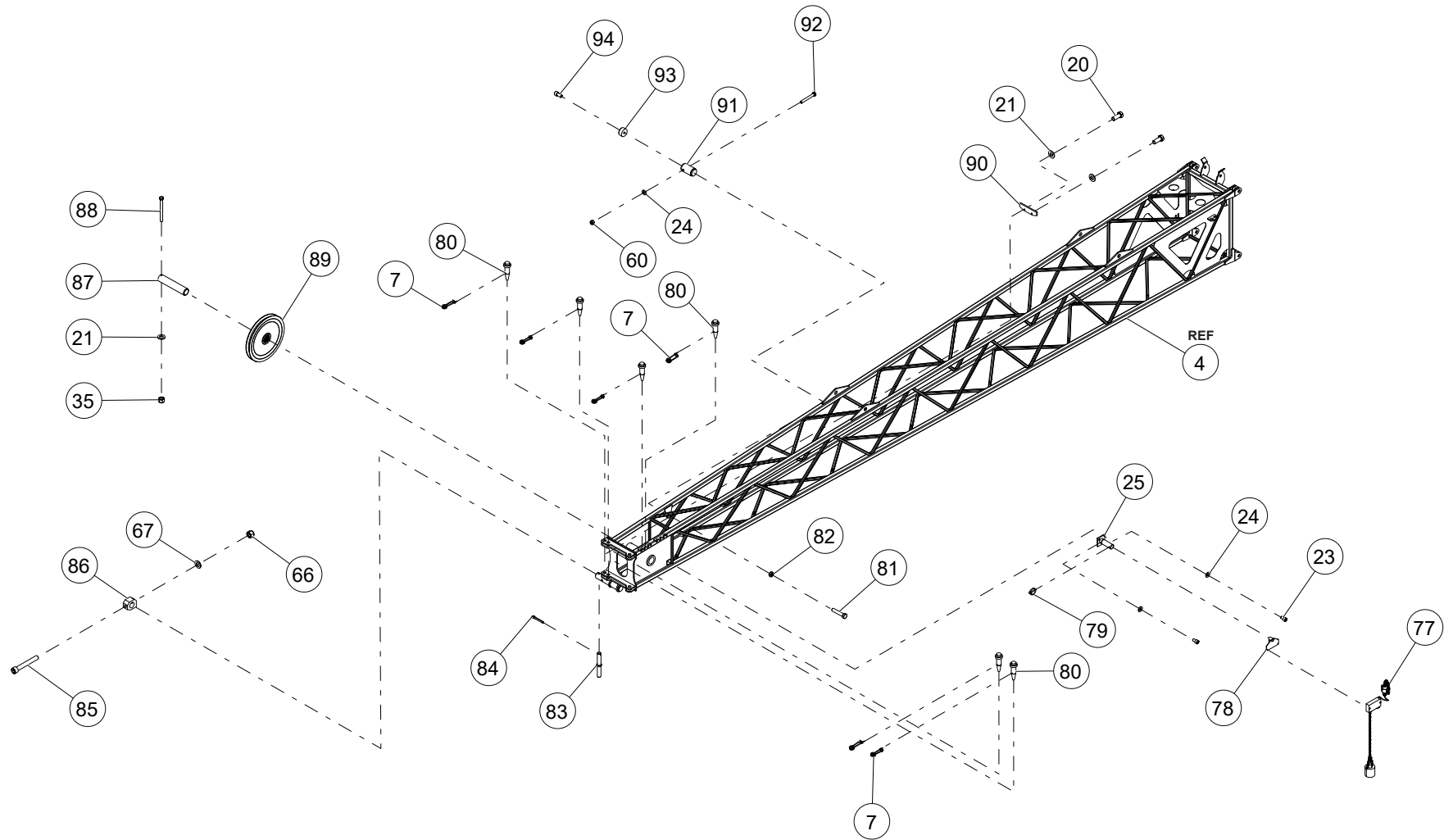
WHEN ORDERING PARTS, SPECIFY MODEL NUMBER, SERIAL NUMBER AND DESCRIPTION OF PARTS REQUIRED



WHEN ORDERING PARTS, SPECIFY MODEL NUMBER, SERIAL NUMBER AND DESCRIPTION OF PARTS REQUIRED

ITEM	PART NUMBER	DESCRIPTION	QUANTITY	NOTES
	<b>1040482</b>	<b>JIB ASSEMBLY, EXTENDED PIN</b>		
66	NUT3-C7500008Z0	NYLON LOCK NUT, 3/4-10, GR8, ZN	3	Total 4 in JIB ASSEMBLY, EXTENDED PIN
67	WSH2-X7500008Z0	SAE WASHER, 3/4, GR8, ZN	6	Total 7 in JIB ASSEMBLY, EXTENDED PIN
68	C1059572	WELDMENT, KICKSTAND	1	
69	C1059698	WELDMENT, JIB KICK STAND SUPPORT	1	
70	HHCS-C750E508Z0	HEX HEAD CAP SCREW, 3/4-10 X 5 1/2 LEN, GR8, ZN	1	
71	HHCS-C750D508Z0	HEX HEAD CAP SCREW, 3/4-10 X 4 1/2 LEN, GR8, ZN	2	
72	C1046056	WELDMENT, JIB KICK STAND HOLDER	2	
73	1044728	ROUND, ROPE KEEPER	1	
74	C1046052	WELDMENT, PIN HOLDER	1	
75	C1046364	PIN	1	
76	H20070	PIN, SPRING 0.1563 X 0.875 ZP	1	

WHEN ORDERING PARTS, SPECIFY MODEL NUMBER, SERIAL NUMBER AND DESCRIPTION OF PARTS REQUIRED

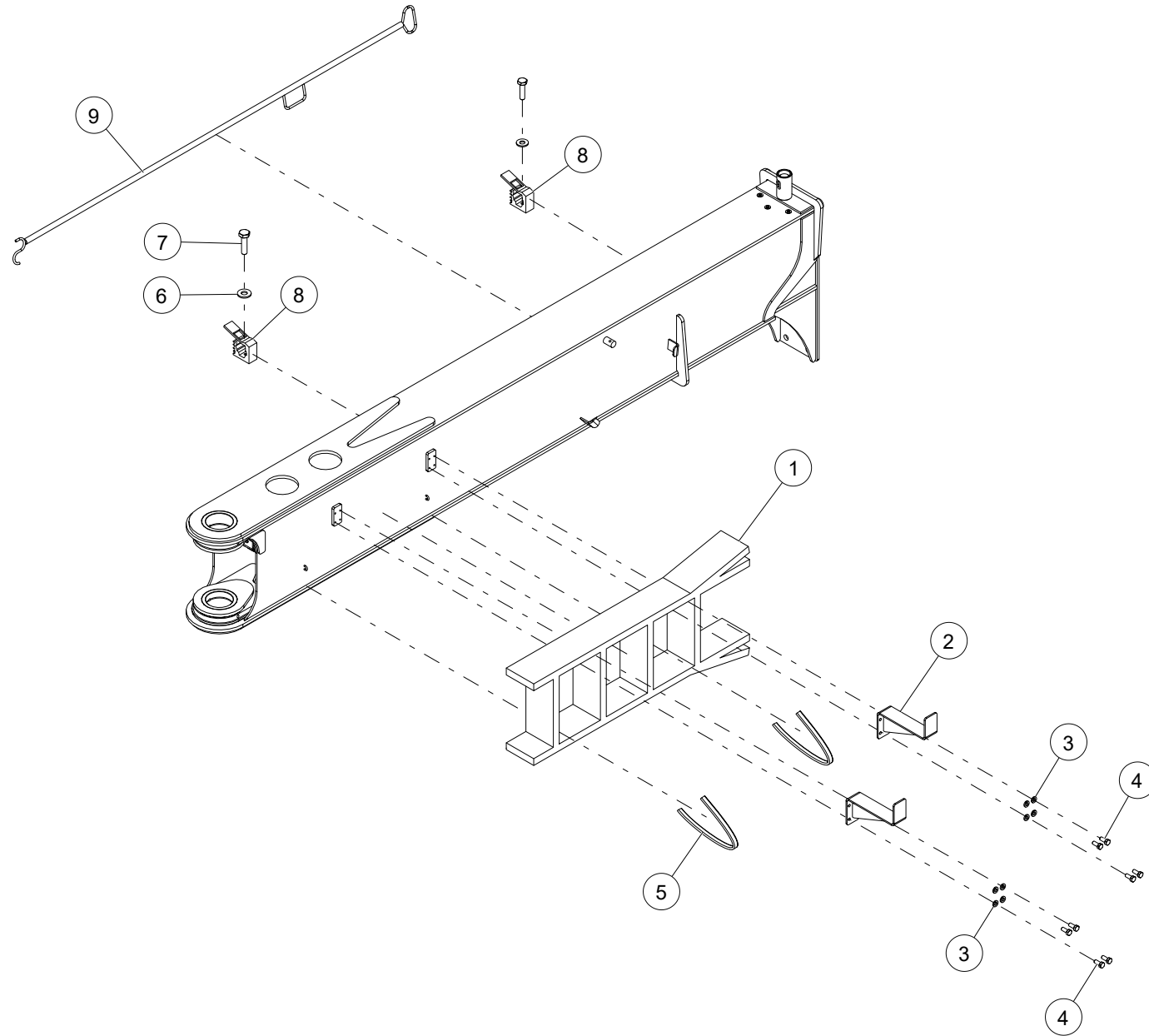


WHEN ORDERING PARTS, SPECIFY MODEL NUMBER, SERIAL NUMBER AND DESCRIPTION OF PARTS REQUIRED

ITEM	PART NUMBER	DESCRIPTION	QUANTITY	NOTES
	<b>1040482</b>	<b>JIB ASSEMBLY, EXTENDED PIN</b>		
77	706A8816	ANTI TWO-BLOCK ASM, AUX SHEAVE	1	
78	729-02729	BRACKET WELDMENT, LMI-ATB SWITCH	1	
79	PIN5-X188A25XZ0	LOCK PIN WITH WIRE RING, 3/16 DIA X 1 1/4 LEN, ZINC	1	
80	C1046241	ROUND, LATTICE TO BIFOLD PIN	6	
81	HHCS-C500B508Z0	HEX HEAD CAP SCREW, 1/2-13 X 2 1/2 LEN, GR8, ZN	1	
82	NUT2-C5000008Z0	HEX JAM NUT, 1/2-13, GR8, ZN	1	
83	1040621	PIN, BASE GUIDE	1	
84	PIN3-X188A25XZ0	COTTER PIN, 3/16 DIA X 1 1/4 LEN, ZINC	1	
85	SHCS-C750E50AB0	SOCKET HEAD CAP SCREW, 3/4-10 X 5 1/2 LEN, BO	1	
86	1040572	WEAR, NYLON LIFT	1	
87	1025320	PIN, JIB HEAD SHEAVE	1	
88	HHCS-C500E508Z0	HEX HEAD CAP SCREW, 1/2-13 X 5 1/2 LEN, GR8, ZN	1	
89	1025315	ASSEMBLY. BOOM HEAD SHEAVE	1	
90	C1046354	WEAR, ROPE KICKER	1	
91	1040957	WELDMENT, TORPEDO	1	
92	HHCS-C313B508Z0	HEX HEAD CAP SCREW, 5/16-18 X 2 1/2 LEN, GR8, ZN	1	
93	1040959	WEAR, TORPEDO	1	
94	SHCS-C375750AB0	SOCKET HEAD CAP SCREW, 3/8-16 X 3/4 LEN, BO`	1	

WHEN ORDERING PARTS, SPECIFY MODEL NUMBER, SERIAL NUMBER AND DESCRIPTION OF PARTS REQUIRED

# JIB LADDER INSTALLATION



WHEN ORDERING PARTS, SPECIFY MODEL NUMBER, SERIAL NUMBER AND DESCRIPTION OF PARTS REQUIRED

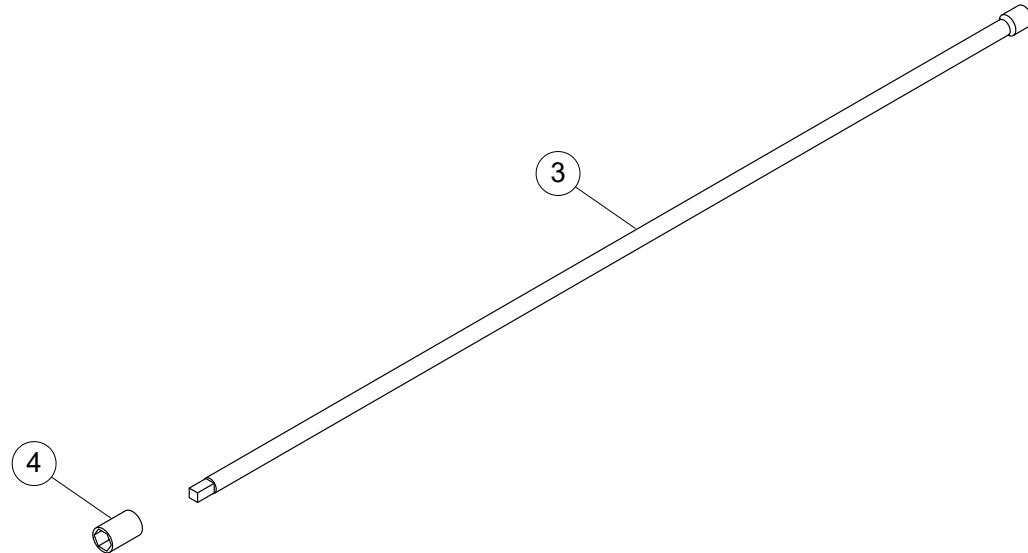
## JIB LADDER INSTALLATION

---

ITEM	PART NUMBER	DESCRIPTION	QUANTITY	NOTES
	<b>1036901</b>	<b>JIB LADDER INSTALLATION</b>		
1	1035404	LADDER, EXTENSION	1	
2	1035406	LADDER MOUNT ASSEMBLY	2	
3	WSH5-X3130008Z0	SPIRAL LOCK WASHER, 5/16, GR8, ZN	8	
4	HHCS-C3137508Z0	HEX HEAD CAP SCREW, 5/16-18 X 3/4 LEN, GR8, ZN	8	
5	1035411	RUBBER BUNGEE CORD 19" S HOOKS	2	
6	WSH2-X2500008Z0	SAE WASHER, 1/4, GR8, ZN	2	
7	HHCS-C250A008Z0	HEX HEAD CAP SCREW, 1/4-20 X 1 LEN, GR8, ZN	2	
8	1035455	CLAMP, MINI QUICK FIST	2	
9	1035342	REACH ARM ASSEMBLY 8'	1	

---

WHEN ORDERING PARTS, SPECIFY MODEL NUMBER, SERIAL NUMBER AND DESCRIPTION OF PARTS REQUIRED



WHEN ORDERING PARTS, SPECIFY MODEL NUMBER, SERIAL NUMBER AND DESCRIPTION OF PARTS REQUIRED

## 80-160 JIB INSTALLATION TOOLS

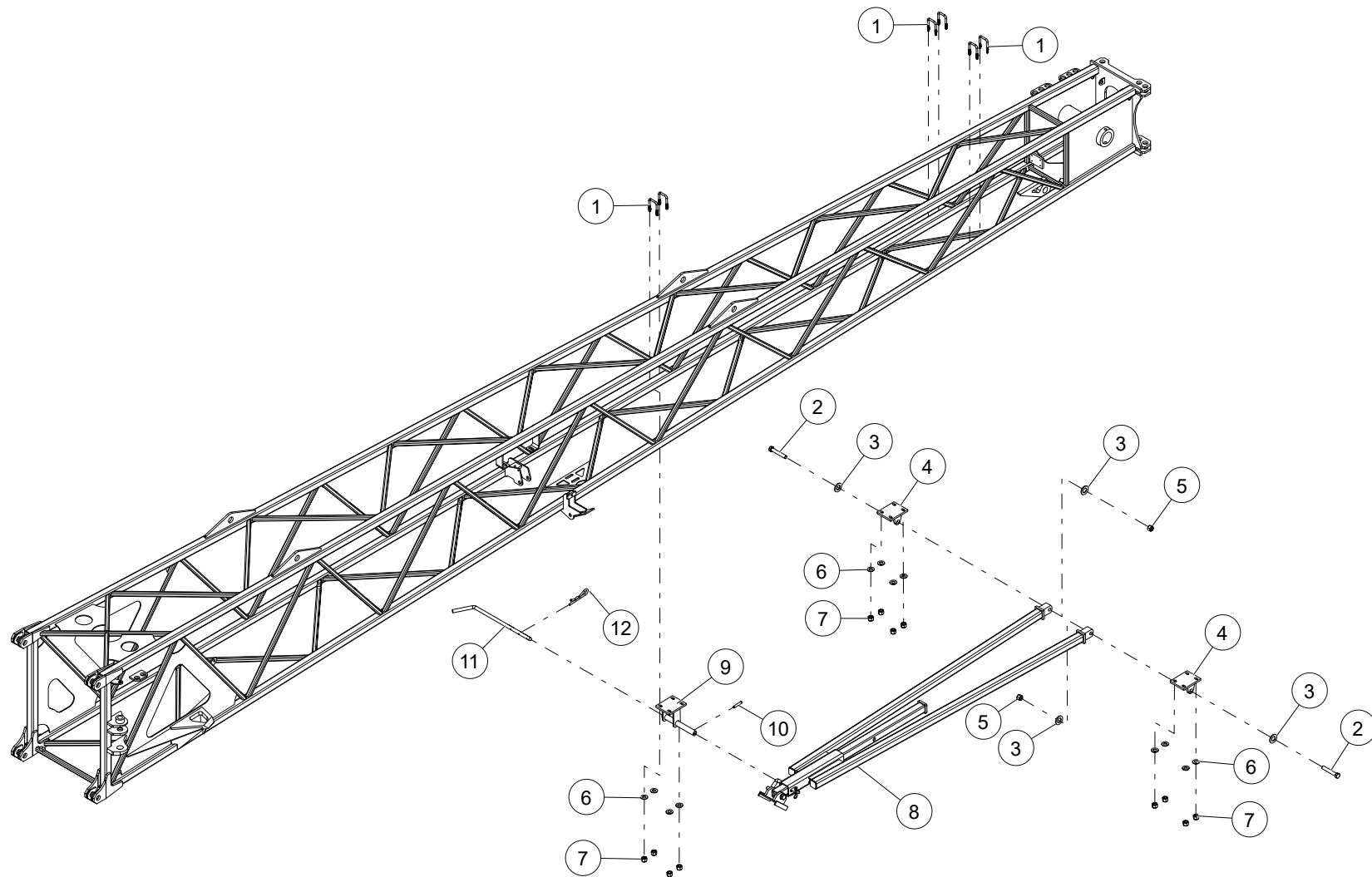
---

ITEM	PART NUMBER	DESCRIPTION	QUANTITY	NOTES
	<b>1040585</b>	<b>80-160 JIB INSTALLATION TOOLS</b>		
1	1040584	MILWAUKEE M18 1/2" IMPACT WRENCH W/BATTERIES	1	
2	1043549	500 WATT POWER INVERTER	1	
3	1040586	PART, 36" 1/2" DRIVE IMPACT SOCKET EXTENSION	1	
4	1040587	PART, 1/2" DRIVE IMPACT SOCKET, 3/4" HEAD	1	

---

WHEN ORDERING PARTS, SPECIFY MODEL NUMBER, SERIAL NUMBER AND DESCRIPTION OF PARTS REQUIRED

# INSTALLATION, JIB KICK STAND



WHEN ORDERING PARTS, SPECIFY MODEL NUMBER, SERIAL NUMBER AND DESCRIPTION OF PARTS REQUIRED

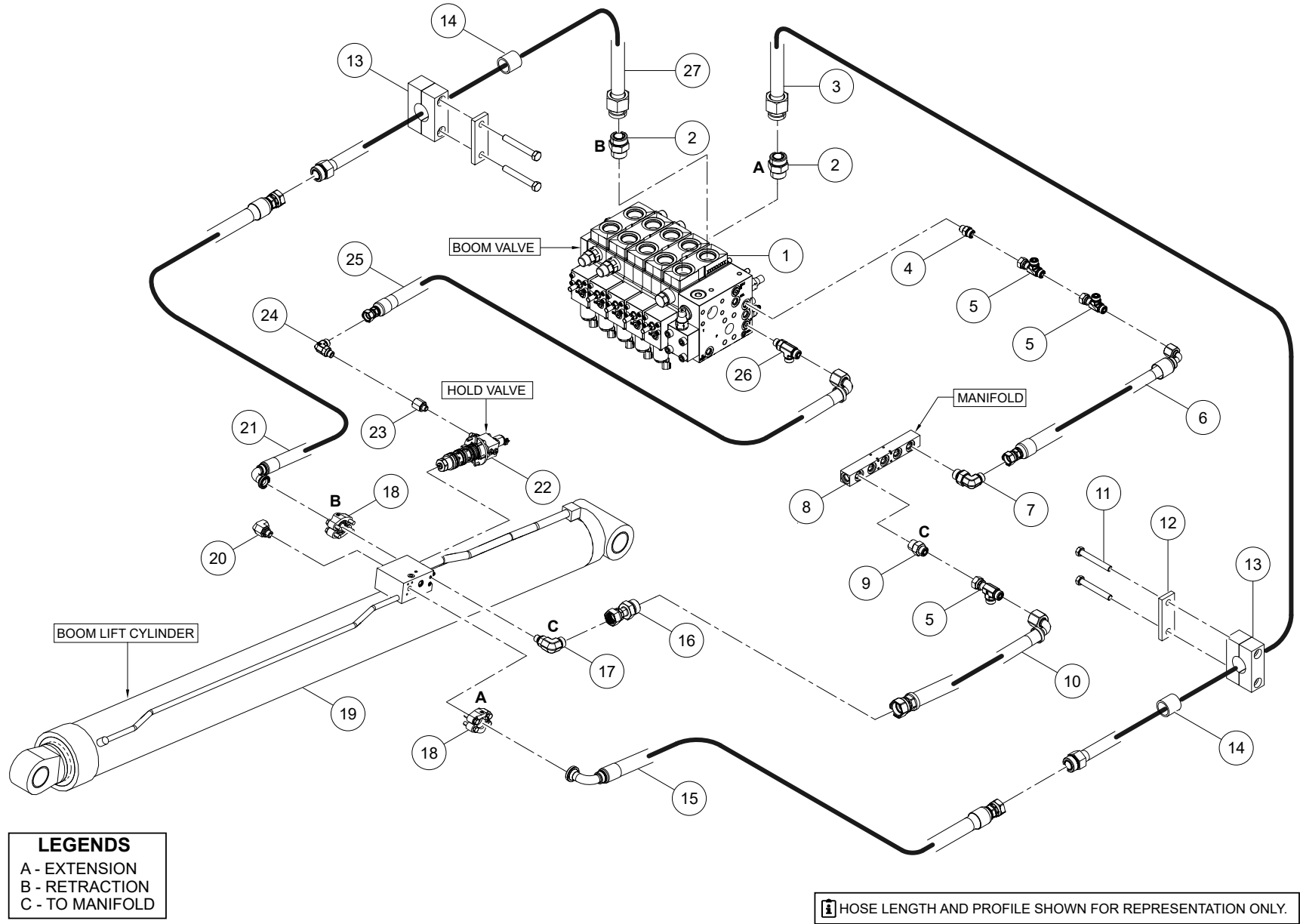
## INSTALLATION, JIB KICK STAND

ITEM	PART NUMBER	DESCRIPTION	QUANTITY	NOTES
	<b>C1046076</b>	<b>INSTALLATION, JIB KICK STAND</b>		
1	708-2742	ROD, U BOLT	6	
2	HHCS-C750D508M0	HEX HEAD CAP SCREW, 3/4-10 X 4 1/2 LEN, GR8, MA	2	
3	WSH2-X7500008Z0	SAE WASHER, 3/4, GR8, ZN	4	
4	C1046056	WELDMENT, JIB KICK STAND HOLDER	2	
5	NUT3-C7500008M0	NYLON LOCK NUT, 3/4-10, GR8, MA	2	
6	WSH2-X3750008Z0	SAE WASHER, 3/8, GR8, ZN	12	
7	NUT3-C3750008Z0	NYLON LOCK NUT, 3/8-16, GR8, ZN	12	
8	C1046075	INSTALLATION, JIB KICK STAND	1	
9	C1046052	WELDMENT, PIN HOLDER	1	
10	H20070	PIN, SPRING 0.1563 X 0.875 ZP	1	
11	C1046364	PIN	1	
12	PIN2-X125B00YZ0	HAIRPIN, 1/8 DIA X 2 LEN, ZINC	1	

WHEN ORDERING PARTS, SPECIFY MODEL NUMBER, SERIAL NUMBER AND DESCRIPTION OF PARTS REQUIRED

**PAGE INTENTIONALLY LEFT BLANK**

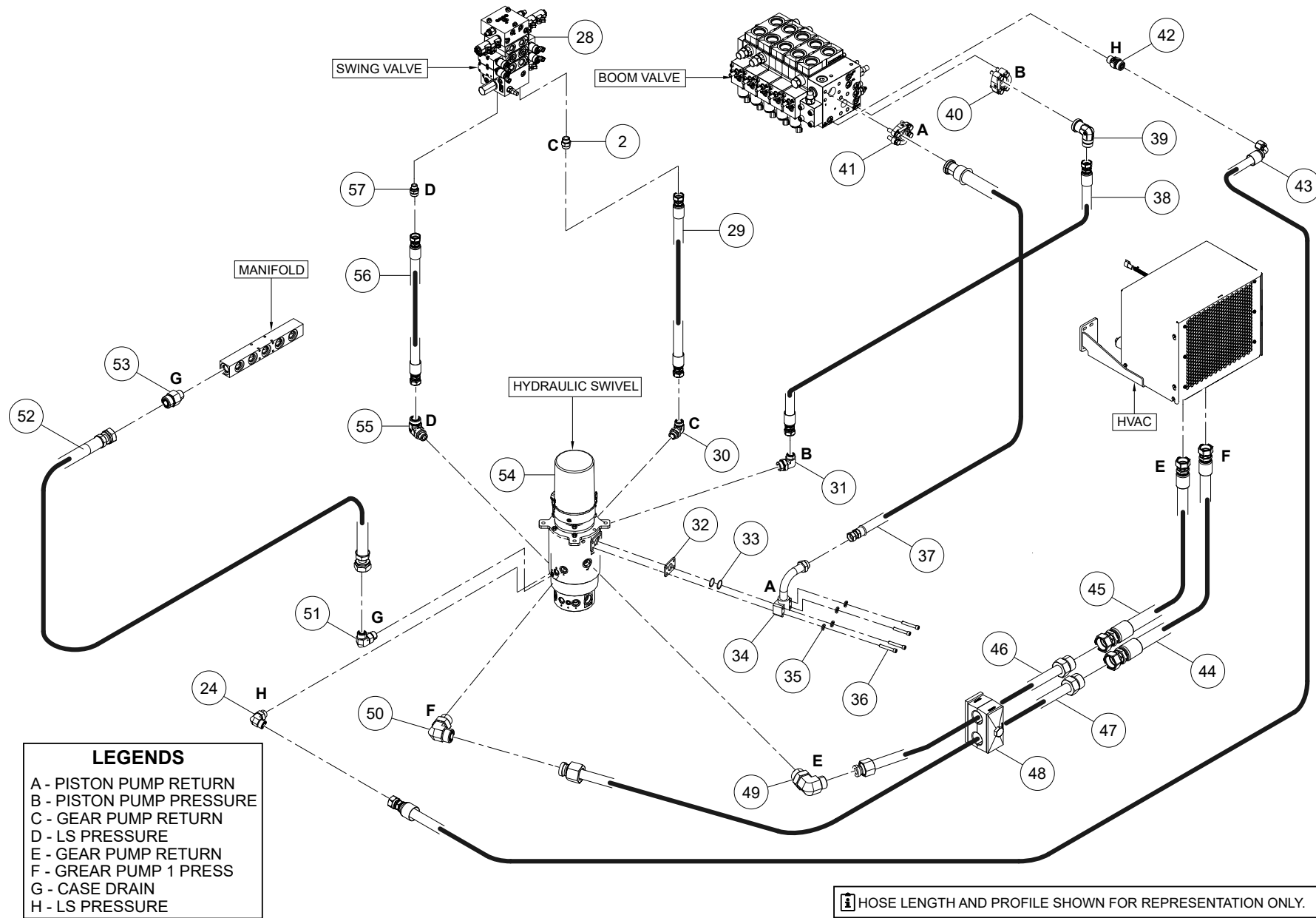
# HYDRAULICS



WHEN ORDERING PARTS, SPECIFY MODEL NUMBER, SERIAL NUMBER AND DESCRIPTION OF PARTS REQUIRED

ITEM	PART NUMBER	DESCRIPTION	QUANTITY	NOTES
	<b>1026360</b>	<b>UPPER HYDRAULICS</b>		
1	1008323	VALVE, BOOM	1	
2	1010094	ADAPTER, MOFS-16/MORB-16	2	Total 5 in UPPER HYDRAULICS
3	1026156	TUBE,-16,3500,FOFS-16/MOFS-16	1	
4	1010071	ADAPTER, MOFS-6/MORB-6	1	Total 4 in UPPER HYDRAULICS
5	1018017	TEE, MOFS-6/FOFS-6/MOFS-6	3	
6	1041382	HOSE,-6,300,90FOFS-6SW/FOFS-6SW,18.0	1	
7	1014005	ELBOW, 90, MOFS-6/MORB-8	1	Total 4 in UPPER HYDRAULICS
8	T132014	MANIFOLD	1	
9	1010073	ADAPTER, MOFS-6/MORB-8	1	
10	1025570	HOSE, -6, Low, FOFS-6SW / FOFS-6SW T90, 82.5	1	
11	HHCS-C375B758Z0	HEX HEAD CAP SCREW, 3/8-16 X 2 3/4 LEN, GR8, ZN	4	
12	1027268	1.25 STAUFF CLAMP HEAVY COVER PLATE	2	
13	1027269	1.25" STAUFF CLAMP	2	
14	1027016	CLAMP INSERT, 1.25 OD X 1.00 ID	2	
15	1027989	HOSE,-16,5000,90C62-16/FOFS-16SW,96.25	1	
16	1010002	ADAPTER, MOFS-6/FOFS-4	1	
17	1013997	ELBOW, 90, MOFS-4/MORB-4	1	
18	1020221	C62-16 4 BOLT FLANGE KIT	2	
19	1008289	CYLINDER, BOOM LIFT	1	
20	1014567	ELBOW, 90, MORB-6/FORB-6	1	
21	1027990	HOSE,-16,5000,90C62-16/FOFS-16SW,90.25	1	
22	1008331	CARTRIDGE, HOLD VALVE	1	
23	1011216	ADAPTER, FORB-6/MBSPP-4	1	
24	1014001	ELBOW, 90, MOFS-6/MORB-6	1	Total 4 in UPPER HYDRAULICS
25	1030886	HOSE,-6,3000,90FOFS-6SW/FOFS-6SW,92.0	1	
26	1018081	TEE,MOFS-6,MORB-6,MOFS-6	1	
27	1026155	TUBE,-16,4500,FOFS-16/MOFS-16	1	

WHEN ORDERING PARTS, SPECIFY MODEL NUMBER, SERIAL NUMBER AND DESCRIPTION OF PARTS REQUIRED



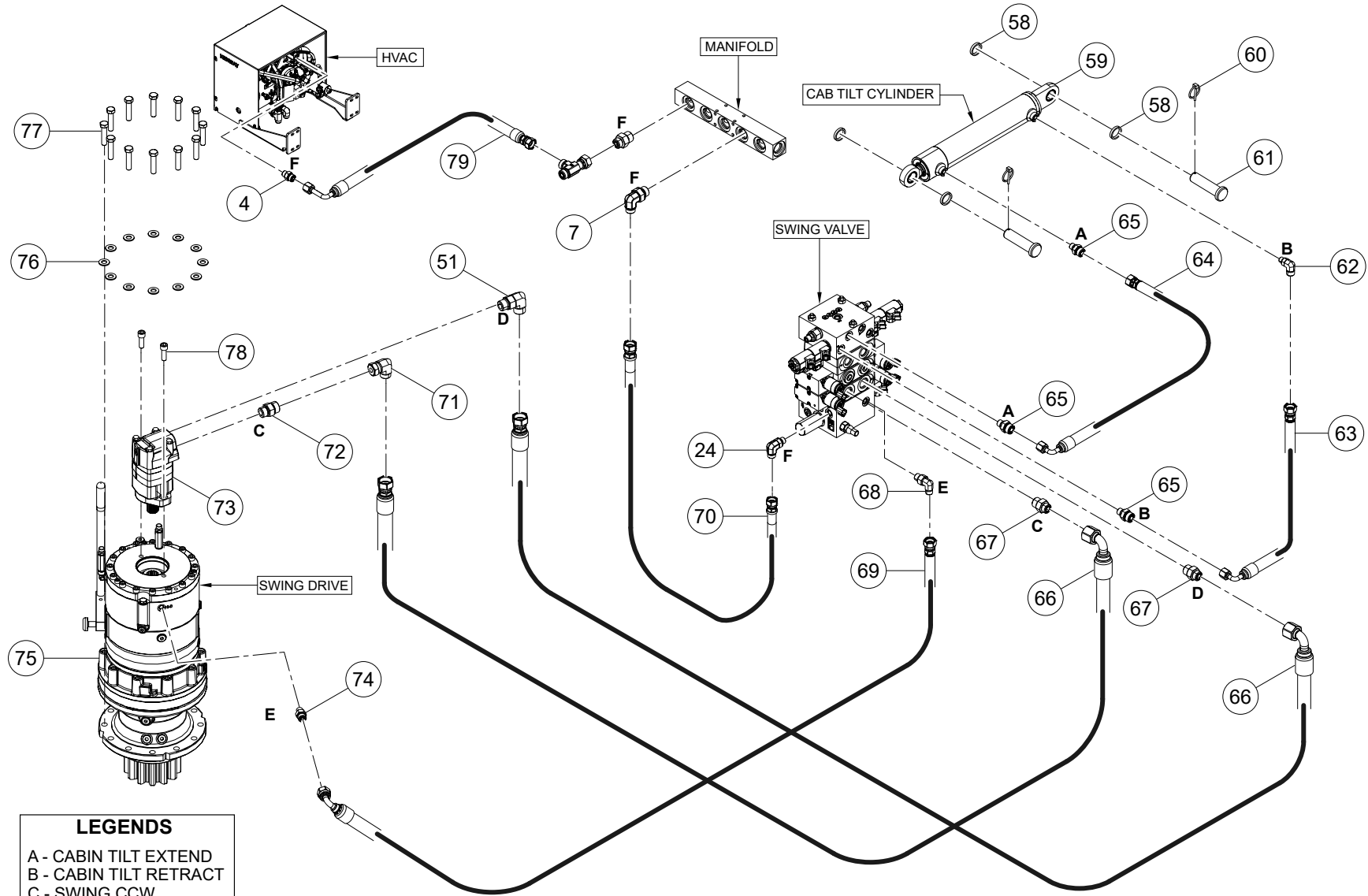
- LEGENDS**
- A - PISTON PUMP RETURN
  - B - PISTON PUMP PRESSURE
  - C - GEAR PUMP RETURN
  - D - LS PRESSURE
  - E - GEAR PUMP RETURN
  - F - GREAR PUMP 1 PRESS
  - G - CASE DRAIN
  - H - LS PRESSURE

HOSE LENGTH AND PROFILE SHOWN FOR REPRESENTATION ONLY.

WHEN ORDERING PARTS, SPECIFY MODEL NUMBER, SERIAL NUMBER AND DESCRIPTION OF PARTS REQUIRED

ITEM	PART NUMBER	DESCRIPTION	QUANTITY	NOTES
	<b>1026360</b>	<b>UPPER HYDRAULICS</b>		
28	1008318	VALVE, SWING	1	
29	1025555	HOSE,-16,300,45FOFS-16SW/FOFS16SW,20.0	1	
30	1014023	ELBOW, 90, MOFS-16/MORB-16	1	
31	1014025	ELBOW, 90, MOFS-16/MORB-20	1	
32	1011534	SPACER, CODE 61 -24, 0.25	1	
33	1020291	O-RING, CODE 61/62 -24 SAE, -225	2	
34	1037433	TUBE, 90C61 -24 / MOFS -20	1	
35	WSH4-X5000008Z0	SPIRAL LOCK WASHER, 1/2, GR8, ZN	4	
36	SHCS-C500C25AB0	SOCKET HEAD CAP SCREW, 1/2-13 X 3 1/4 LEN, BO`	4	
37	1027932	HOSE, -20, 300, FOFS-20SW / OFS-20FLNG, 37.0	1	
38	1027943	HOSE, -16, 5000, FOFS-16SW / 45FOFS-16SW, 30.5	1	
39	1014208	ELBOW, 90, MOFS-16/CODE 62-16	1	
40	1020256	C62-16 4 BOLT FLANGE KIT	1	
41	1020259	CLAMP, C61-20, KIT	1	
42	1008295	VALVE, ORIFICE, MOFS-6/CHECK-5/MORB-6	1	
43	1025563	HOSE,-6,5000,FOFS-6SW/FOFS-6SW,59.75	1	
44	1025403	HOSE,-12,3000,FOFS-12SW/FOFS-12SW,62.0	1	
45	1025400	HOSE,-12,300,FOFS-12SW/FOFS-12SW,59.0	1	
46	1025415	TUBE,-12,3500,FOFS-12/MOFS-12	1	
47	1025410	TUBE,-12,300,FOFS-12/MOFS-12	1	
48	1031030	STAUFF CLAMP, TWIN	1	
49	1014020	ELBOW, 90, MOFS-12/MORB-16	1	
50	1014019	ELBOW, 90, MOFS-12/MORB-12	1	Total 3 in UPPER HYDRAULICS
51	1014012	ELBOW,90,MOFS-10/MORB-10	1	Total 2 in UPPER HYDRAULICS
52	1025562	HOSE,-10,300,FOFS-10SW/FOFS-10SW,43.0	1	
53	1010080	ADAPTER, MOFS-10/MORB-8	1	
54	1038486	HYDRAULIC SWIVEL	1	
55	1014022	ELBOW, 90, MOFS-16/MORB-12	1	
56	1027944	HOSE, -16, 3000, FOFS-16SW / 45FOFS-16SW, 24.00	1	
57	1010092	ADAPTER, MOFS-16/MORB-12	1	Total 3 in UPPER HYDRAULICS

WHEN ORDERING PARTS, SPECIFY MODEL NUMBER, SERIAL NUMBER AND DESCRIPTION OF PARTS REQUIRED



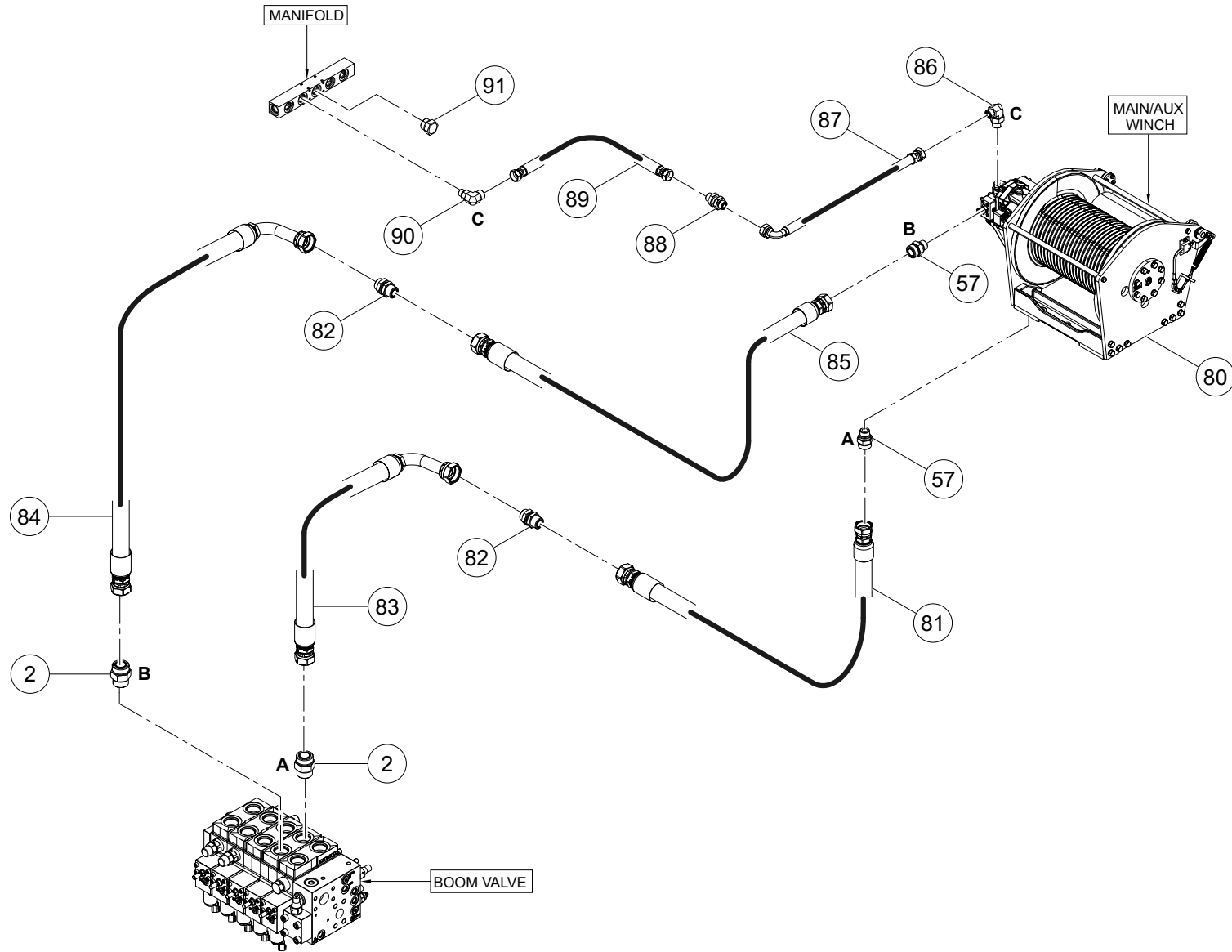
- LEGENDS**
- A - CABIN TILT EXTEND
  - B - CABIN TILT RETRACT
  - C - SWING CCW
  - D - SWING CW
  - E - PARK BREAK SUPPLY
  - F - TO MANIFOLD

HOSE LENGTH AND PROFILE SHOWN FOR REPRESENTATION ONLY.

WHEN ORDERING PARTS, SPECIFY MODEL NUMBER, SERIAL NUMBER AND DESCRIPTION OF PARTS REQUIRED

ITEM	PART NUMBER	DESCRIPTION	QUANTITY	NOTES
	<b>1026360</b>	<b>UPPER HYDRAULICS</b>		
58	T111949	SPACER	4	
59	T163592	CYLINDER, CAB TILT	1	
60	PIN5-X188A25XZ0	LOCK PIN WITH WIRE RING, 3/16 DIA X 1 1/4 LEN, ZINC	2	
61	P01-A12XD25-20	PIN, CLEVIS 1.13X4.25, ST SQC	2	
62	1014006	ELBOW, 90, MOFS-8/MORB-6	1	Total 2 in UPPER HYDRAULICS
63	1025567	HOSE,-8,3000,FOFS-8SW/45FOFS-8SW,72.5	1	
64	1025566	HOSE,-8,3000,FOFS-8SW/45FOFS-8SW,64.0	1	
65	1010075	ADAPTER,MOFS-8/MORB-6	3	Total 6 in UPPER HYDRAULICS
66	1035146	HOSE, -10, 4000, FOFS-10SW/ 90FOFS-10SW, 52	2	
67	1010083	ADAPTER,MOFS-10/MORB-12	2	
68	1013998	ELBOW, 90, MOFS-4/MORB-6	1	
69	1030875	HOSE,-4,3000,90FOFS-4SW/FOFS-4SW,43.75	1	
70	1031200	HOSE,-6,300,FOFS-6SW/FOFS-6SW,31.75	1	
71	1013934	ELBOW, 90, MOFS-10/FOFS-10	1	
72	1010081	ADAPTER, MOFS-10/MORB-10	1	
73	1039571	SWING MOTOR	1	
74	1010066	ADAPTER, MOFS-4/MORB-4	1	
75	<b>1008294</b>	SWING DRIVE	1	SEE PAGE 318
76	WSH2-X5000008Z0	SAE WASHER, 1/2, GR8, ZN	12	Total 23 in UPPER HYDRAULICS
77	HHCS-C500B258Z0	HEX HEAD CAP SCREW, 1/2-13 X 2 1/4 LEN, GR8, ZN	12	
78	S43-12DM035-28	SCR, SHCS M12X1.75X35, ST SQC C8.8	2	
79	1028036	HOSE,-6,300,L90FOFS-6SW/FOFS-6SW,104.5	1	

WHEN ORDERING PARTS, SPECIFY MODEL NUMBER, SERIAL NUMBER AND DESCRIPTION OF PARTS REQUIRED



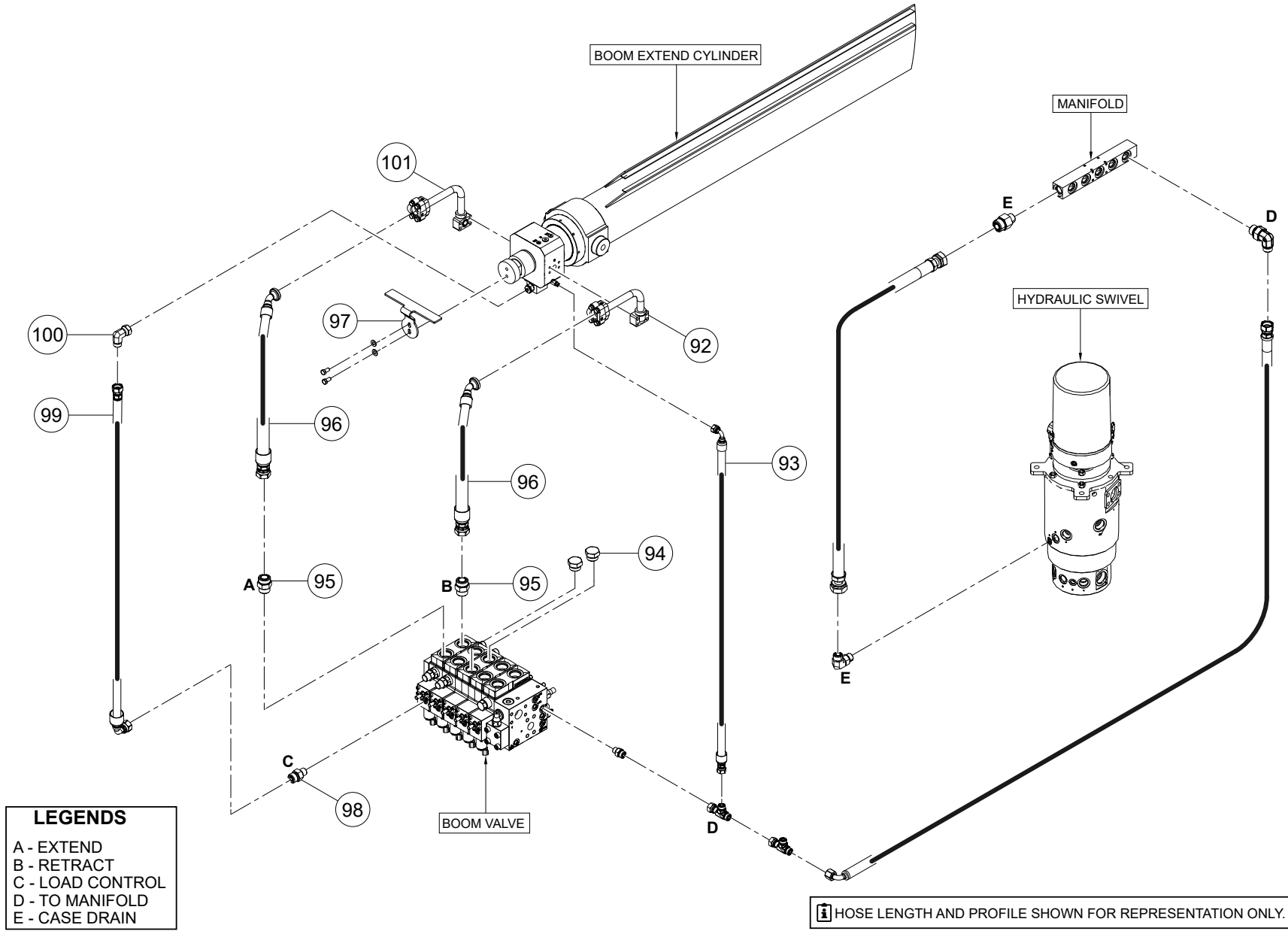
**LEGENDS**  
 A - HOIST PORT  
 B - LOWER PORT  
 C - TO MANIFOLD

**i** HOSE LENGTH AND PROFILE SHOWN FOR REPRESENTATION ONLY.

WHEN ORDERING PARTS, SPECIFY MODEL NUMBER, SERIAL NUMBER AND DESCRIPTION OF PARTS REQUIRED

ITEM	PART NUMBER	DESCRIPTION	QUANTITY	NOTES
	<b>1026360</b>	<b>UPPER HYDRAULICS</b>		
80	1006830	WINCH, KAWASAKI MOTOR 80160	1	
81	1025573	HOSE,-16,5000,90FOFS-16SW/FOFS-16SW,30.5	1	
82	1009989	ADAPTER,BH,MOFS-16/MOFS-16	2	
83	1027874	HOSE,-16,5000,FOFS-16SW/L90FOFS-16SW,73.5	1	
84	1027875	HOSE,-16,5000,FOFS-16SW/90FOFS-16SW,69.0	1	
85	1027991	HOSE,-16,5000,45FOFS-16SW/FOFS-16SW,38.5	1	
86	1014015	ELBOW, 90, MOFS-10/MORB-12	1	
87	1025584	HOSE,-10,300,90FOFS-10SW/FOFS-10SW,33.0	1	
88	1009979	ADAPTER, BH. MOFS-10/MOFS-10	1	
89	1027870	HOSE,-10,300,FOFS-10SW/FOFS-10SW,111.25	1	
90	1014011	ELBOW, 90, MOFS-10/MORB-8	1	
91	1019668	PLUG, HEX, ORB-8	1	

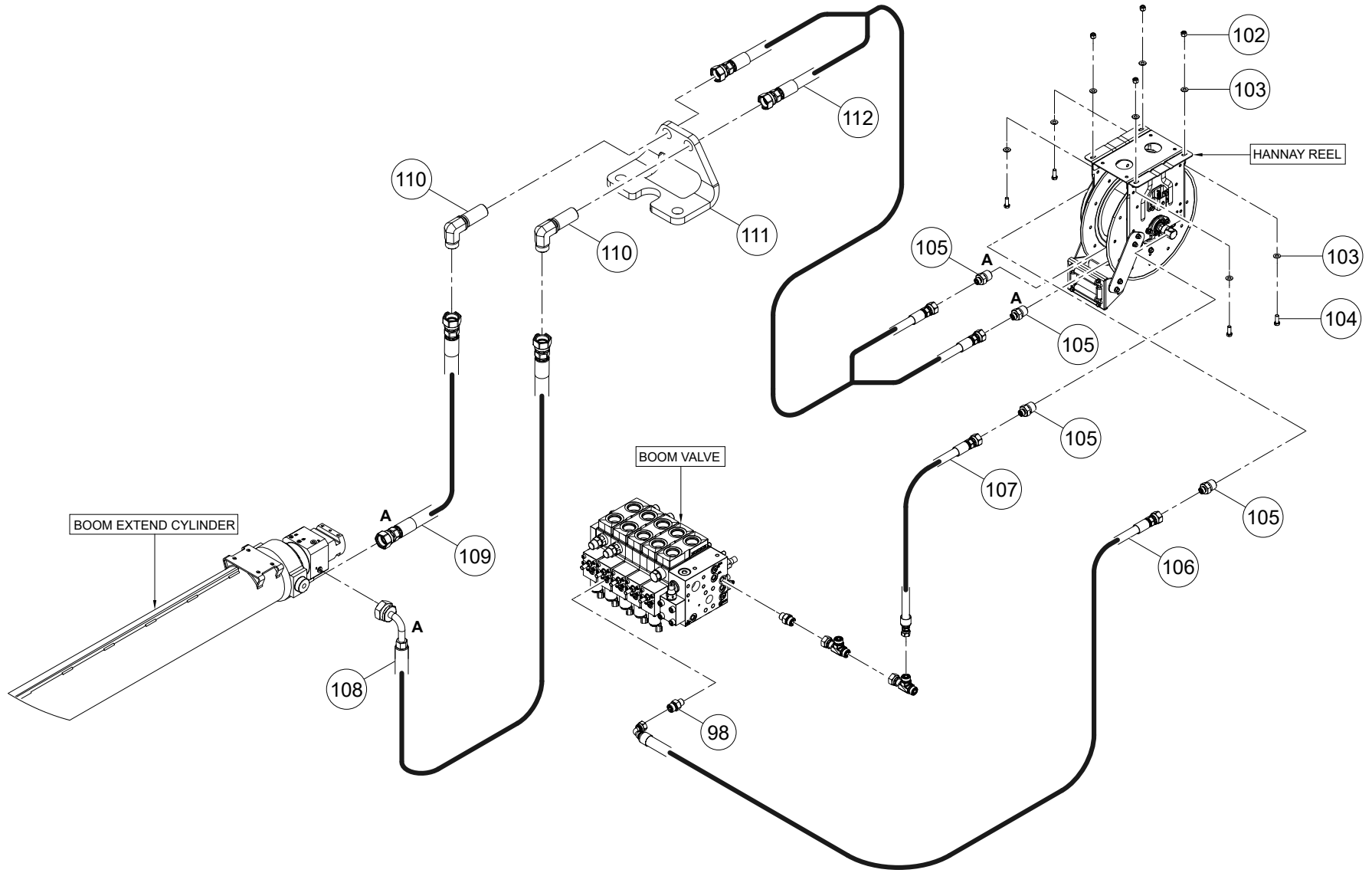
WHEN ORDERING PARTS, SPECIFY MODEL NUMBER, SERIAL NUMBER AND DESCRIPTION OF PARTS REQUIRED



WHEN ORDERING PARTS, SPECIFY MODEL NUMBER, SERIAL NUMBER AND DESCRIPTION OF PARTS REQUIRED

ITEM	PART NUMBER	DESCRIPTION	QUANTITY	NOTES
	<b>1026360</b>	<b>UPPER HYDRAULICS</b>		
92	1037729	EXT CYL PORT TUBE WELDMENT, RH SIDE	1	
93	1041384	HOSE,-4,300,90FOFS-4SW/FOFS-6-4SW,104.0	1	
94	1019705	PLUG, -16 ORB	2	
95	1010090	ADAPTER, MOFS-12/MORB-16	2	Total 4 in UPPER HYDRAULICS
96	1027985	HOSE,-12,4000,FOFS-12SW/45C61-16,75.0	2	
97	1040503	SUBWELDMENT, EXTENSION CYLINDER HOSE RETAINER	1	
98	1010067	ADAPTER, MOFS-4/MORB-4	1	Total 2 in UPPER HYDRAULICS
99	1041389	HOSE,-4,4000,90FOFS-4SW/FOFS-4SW,105.5	1	
100	1013928	ELBOW, 90, MOFS-4/FOFS-4	1	
101	1040487	EXT CYL PORT TUBE WELDMENT, LH SIDE	1	

WHEN ORDERING PARTS, SPECIFY MODEL NUMBER, SERIAL NUMBER AND DESCRIPTION OF PARTS REQUIRED



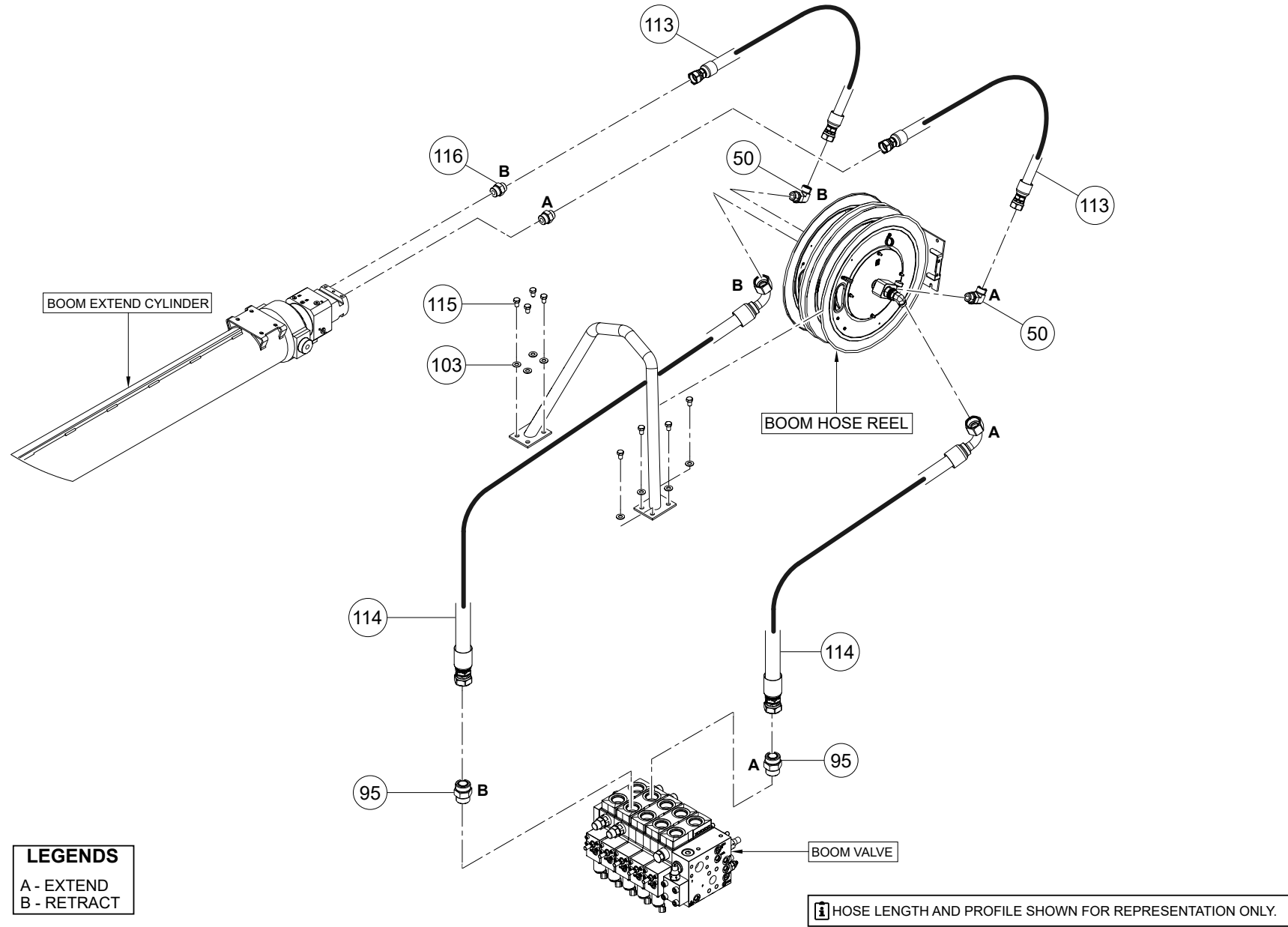
**LEGENDS**  
A - PILOT PORT

**i** HOSE LENGTH AND PROFILE SHOWN FOR REPRESENTATION ONLY.

WHEN ORDERING PARTS, SPECIFY MODEL NUMBER, SERIAL NUMBER AND DESCRIPTION OF PARTS REQUIRED

ITEM	PART NUMBER	DESCRIPTION	QUANTITY	NOTES
	<b>1026360</b>	<b>UPPER HYDRAULICS</b>		
102	NUT3-C3750008Z0	NYLON LOCK NUT, 3/8-16, GR8, ZN	4	
103	WSH1-X3750008Z0	WASHER, 3/8, GR8, ZN	8	
104	HHCS-C375A008Z0	HEX HEAD CAP SCREW, 3/8-16 X 1 LEN, GR8, ZN	4	
105	1010462	ADAPTER, MOFS-4/-8 PIPE	4	
106	1041386	HOSE,-4,4000,90FOFS-4SW/FOFS-4SW,85.5	1	
107	1041387	HOSE,-4,300,FOFS-4SW/FOFS-6-4SW,91.0	1	
108	1028108	HOSE, -4, Low, 90FOFS-4SW / FOFS-4SW T0, 15.5	1	
109	1028107	HOSE, -4, 3000, FOFS-4SW / FOFS-4SW, 8.5	1	
110	1013895	ELBOW, 90, MOFS-4/MOFS-4 BH W/NUT	2	
111	1041234	PLATE, TWIN HOSE BULKHEAD	1	
112	1041471	TWIN HOSE,-4,2800,FOFS-4SW/FOFS-4SW,433.0	1	

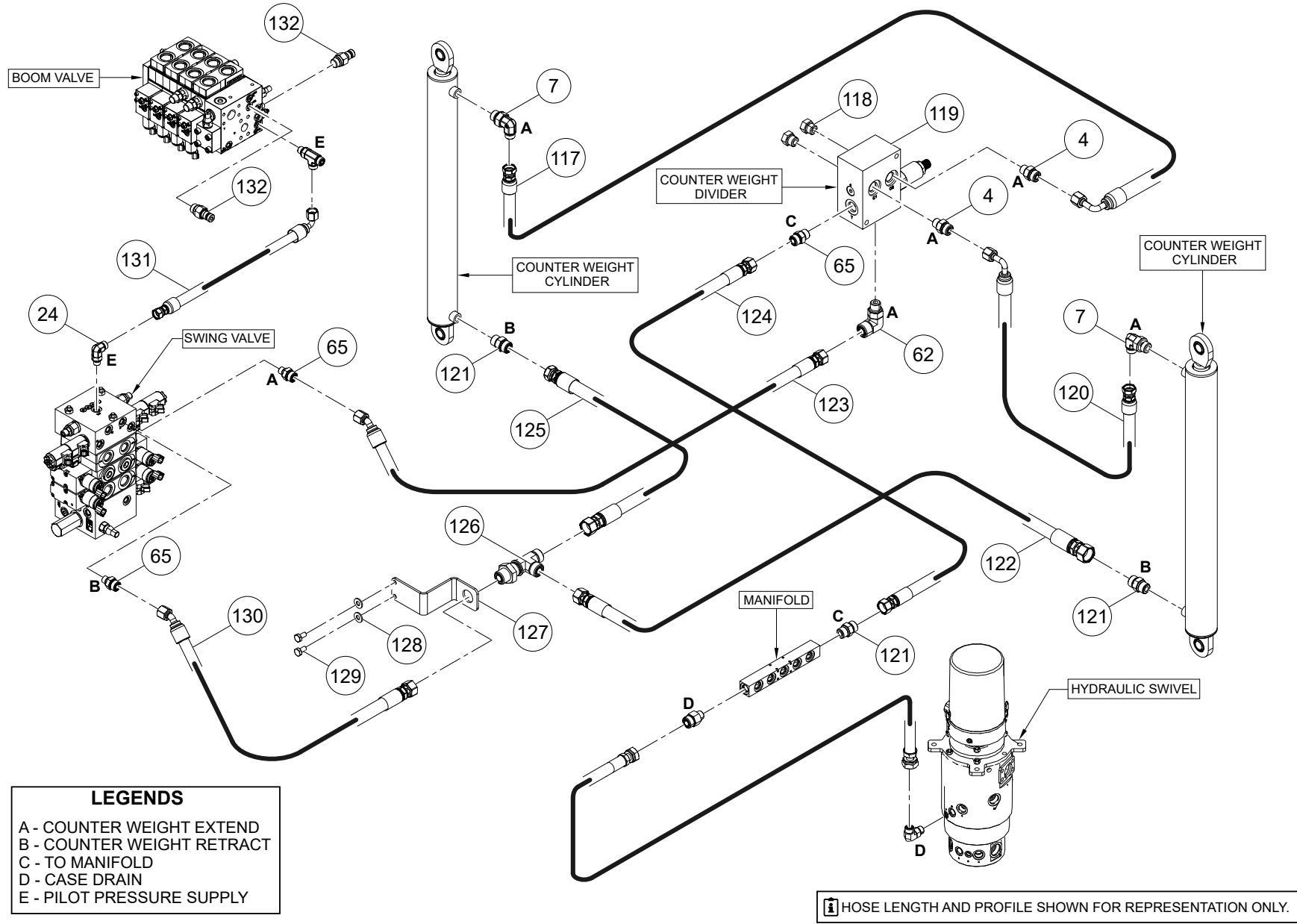
WHEN ORDERING PARTS, SPECIFY MODEL NUMBER, SERIAL NUMBER AND DESCRIPTION OF PARTS REQUIRED



WHEN ORDERING PARTS, SPECIFY MODEL NUMBER, SERIAL NUMBER AND DESCRIPTION OF PARTS REQUIRED

ITEM	PART NUMBER	DESCRIPTION	QUANTITY	NOTES
	<b>1026360</b>	<b>UPPER HYDRAULICS</b>		
113	1028035	HOSE,-12,4000PSI EATON H400,FOFS-12SW,FOFS-12SW,372.0	2	
114	1027941	HOSE, -12, 4000, FOFS-12SW / 90FOFS-12SW, 52.5	2	
115	HHCS-C5007508Z0	HEX HEAD CAP SCREW, 1/2-13 X 3/4 LEN, GR8, ZN	8	
116	1004672	HYD FITTING, -16 ORB TO -12 ORFS STRAIGHT	2	

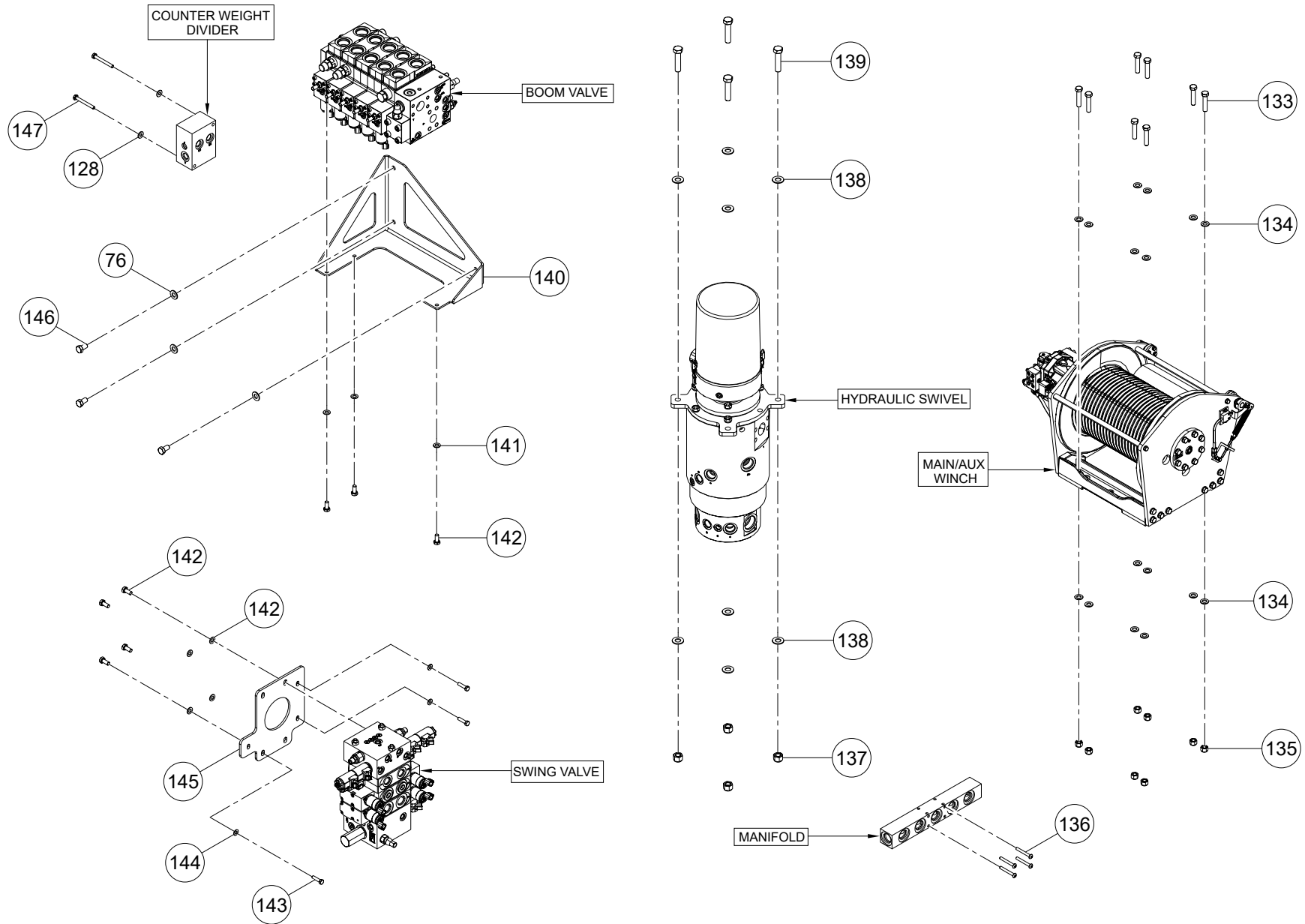
WHEN ORDERING PARTS, SPECIFY MODEL NUMBER, SERIAL NUMBER AND DESCRIPTION OF PARTS REQUIRED



WHEN ORDERING PARTS, SPECIFY MODEL NUMBER, SERIAL NUMBER AND DESCRIPTION OF PARTS REQUIRED

ITEM	PART NUMBER	DESCRIPTION	QUANTITY	NOTES
	<b>1026360</b>	<b>UPPER HYDRAULICS</b>		
117	1025561	HOSE,-6,3000,FOFS-6SW/90FOFS-6SW,96.5	1	
118	1019667	PLUG, HEX, ORB-6	2	
119	1008279	C'WGT FLOW DIVIDER, 80160	1	
120	1025560	HOSE,-6,3000,FOFS-6SW/FOFS-6SW,77.25	1	
121	1010076	ADAPTER,MOFS-8/MORB-8	3	
122	1026222	HOSE,-8,3000,FOFS-8SW/FOFS-8SW,30.25	1	
123	1027872	HOSE,-8,3000,FOFS-8SW/45FOFS-8SW,120.25	1	
124	1027871	HOSE,-8,3000,FOFS-8/FOFS-8,101.25	1	
125	1026395	HOSE,-8,3000,FOFS-8SW/FOFS-8SW,44.25	1	
126	1017987	TEE, MOFS-8/MOFS-8-BH/MOFS-8	1	
127	1026396	BULKHEAD T-BRACKET	1	
128	WSH2-X2500008Z0	SAE WASHER, 1/4, GR8, ZN	2	Total 4 in UPPER HYDRAULICS
129	HHCS-C2503758Z0	HEX HEAD CAP SCREW, 1/4-20 X 3/8 LEN, GR8, ZN	2	
130	1027873	HOSE,-8,3000,FOFS-8SW/45FOFS-8SW,129.25	1	
131	1025576	HOSE,-6,3000,90FOFS-6SW/FOFS-6SW,39.0	1	
132	1020456	QUICK CONNECT, -6, M-PD/MORB	2	

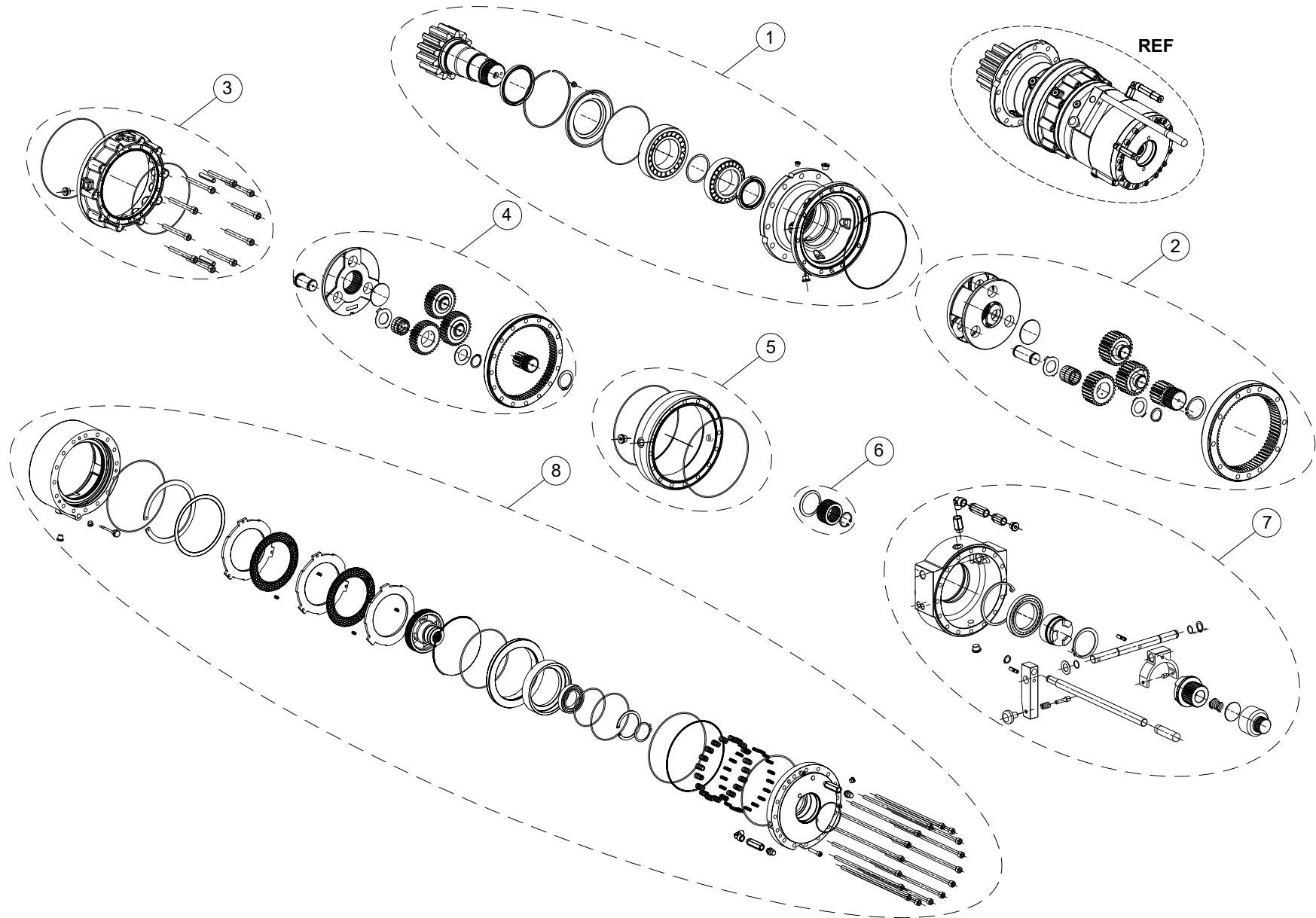
WHEN ORDERING PARTS, SPECIFY MODEL NUMBER, SERIAL NUMBER AND DESCRIPTION OF PARTS REQUIRED



WHEN ORDERING PARTS, SPECIFY MODEL NUMBER, SERIAL NUMBER AND DESCRIPTION OF PARTS REQUIRED

ITEM	PART NUMBER	DESCRIPTION	QUANTITY	NOTES
	<b>1026360</b>	<b>UPPER HYDRAULICS</b>		
133	HHCS-C750C508Z0	HEX HEAD CAP SCREW, 3/4-10 X 3 1/2 LEN, GR8, ZN	8	
134	WSH2-X7500008Z0	SAE WASHER, 3/4, GR8, ZN	16	
135	NUT3-C7500008M0	NYLON LOCK NUT, 3/4-10, GR8, MA	8	
136	1027289	CAP SCREW, 10-24 X 40, ZINC	4	
137	NUT3-C6250008Z0	NYLON LOCK NUT, 5/8-11, GR8, ZN	4	
138	WSH2-X6250008Z0	SAE WASHER, 5/8, GR8, ZN	8	
139	HHCS-C625B758Z0	HEX HEAD CAP SCREW, 5/8-11 X 2 3/4 LEN, GR8, ZN	4	
140	1008591	BOOM VALVE MOUNT BRACKET	1	
141	WMH-010X000-20	WASHER, M10 X 20, ZINC	7	
142	SMF-10CM022-28	SCR, HHCS M10-1.5X22 FT,ST SQC C8.8	7	
143	HHCS-C313A258Z0	HEX HEAD CAP SCREW, 5/16-18 X 1 1/4 LEN, GR8, ZN	3	
144	WSH2-X3130008Z0	SAE WASHER, 5/16, GR8, ZN	3	
145	1030883	PLATE, VALVE MOUNT	1	
146	HHCS-C5008758Z0	HEX HEAD CAP SCREW, 1/2-13 X 7/8 LEN, GR8, ZN	3	
147	HHCS-C250B258Z0	HEX HEAD CAP SCREW, 1/4-20 X 2 1/4 LEN, GR8, ZN	2	

WHEN ORDERING PARTS, SPECIFY MODEL NUMBER, SERIAL NUMBER AND DESCRIPTION OF PARTS REQUIRED



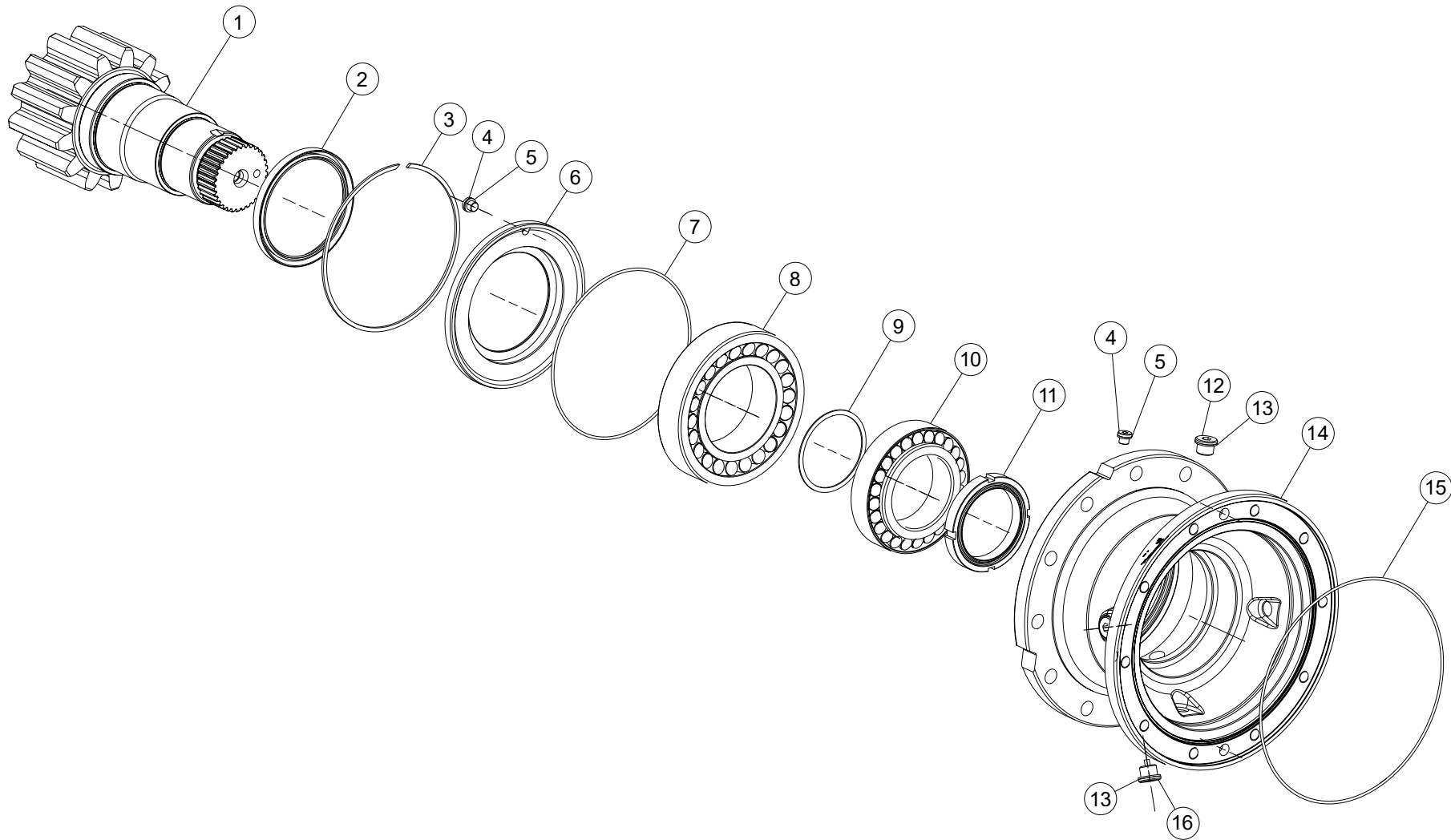
WHEN ORDERING PARTS, SPECIFY MODEL NUMBER, SERIAL NUMBER AND DESCRIPTION OF PARTS REQUIRED

## SWING DRIVE

ITEM	PART NUMBER	DESCRIPTION	QUANTITY	NOTES
	<b>1008294</b>	<b>SWING DRIVE</b>		
1	<b>C1048249</b>	OUTPUT ASSEMBLY PR M=10,16 Z=13	1	SEE PAGE 320
2	<b>C1048266</b>	PLANETARY STAGE M R.5 DS27	1	SEE PAGE 322
3	<b>C1048278</b>	CONNECTION COVER 700/250	1	SEE PAGE 326
4	<b>C1048283</b>	ADAPTER FLANGE EPM 250 I 7,25 DS20	1	SEE PAGE 328
5	<b>C1048296</b>	CF 500-250	1	SEE PAGE 332
6	<b>C1048298</b>	COUPLING Z27 Z20 F32	1	SEE PAGE 334
7	<b>C1048301</b>	CONNECTION COVER FOR RB	1	SEE PAGE 336
8	<b>C1048328</b>	BRAKE ASSEMBLY FSD 30/38	1	SEE PAGE 338

WHEN ORDERING PARTS, SPECIFY MODEL NUMBER, SERIAL NUMBER AND DESCRIPTION OF PARTS REQUIRED

# OUTPUT ASSEMBLY PR M=10,16 Z=13

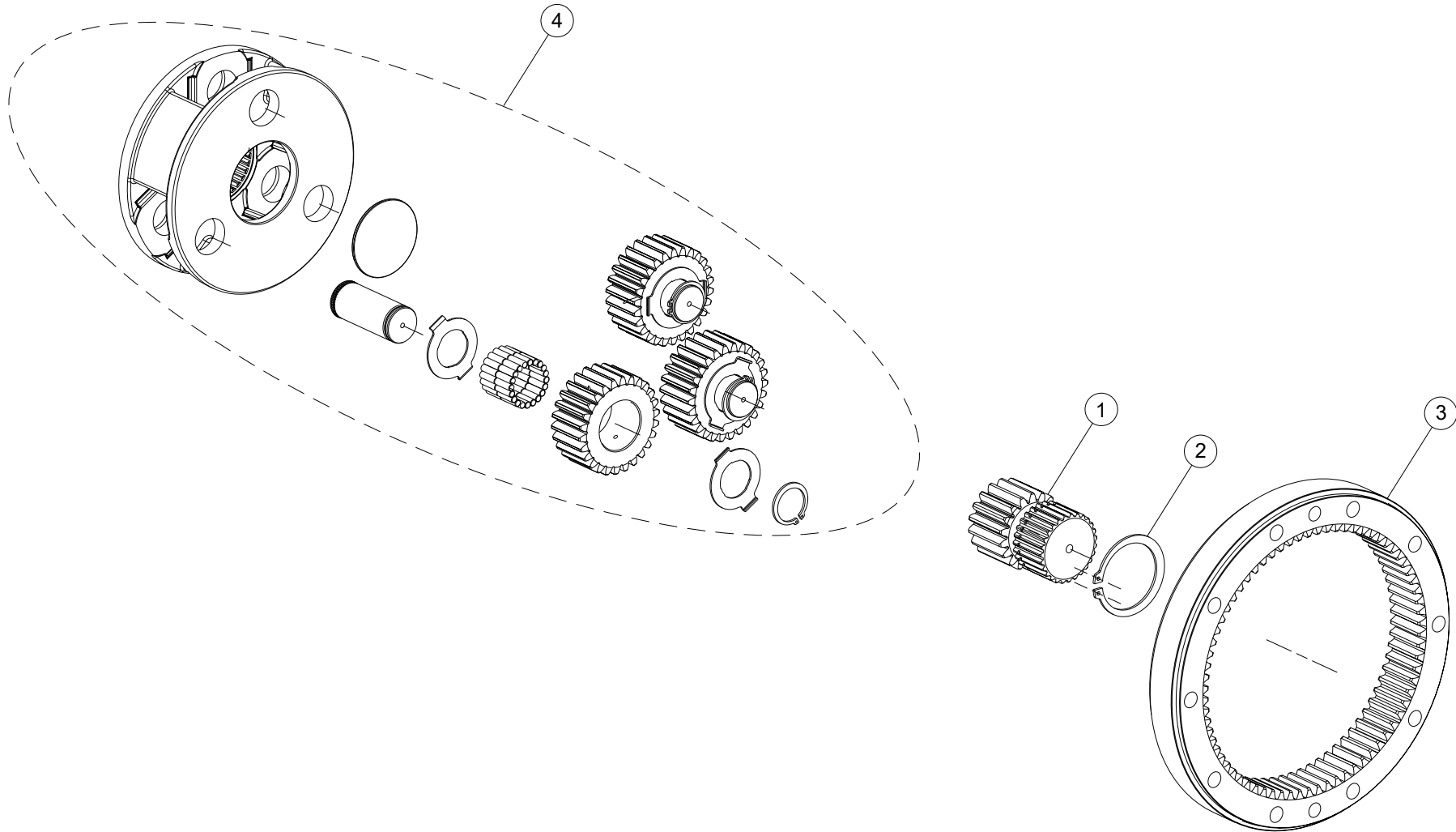


WHEN ORDERING PARTS, SPECIFY MODEL NUMBER, SERIAL NUMBER AND DESCRIPTION OF PARTS REQUIRED

## OUTPUT ASSEMBLY PR M=10,16 Z=13

ITEM	PART NUMBER	DESCRIPTION	QUANTITY	NOTES
	<b>C1048249</b>	<b>OUTPUT ASSEMBLY PR M=10,16 Z=13</b>		
1	C1048250	OUTPUT SHAFT PR M=10,16 Z=13	1	
2	C1048251	RING 100X120X10 BAUX2 DIN3760	1	
3	C1048252	INT. RETAINING RING BR170	1	
4	C1048253	PLUG 1/8 GAS DIN908	2	
5	C1048254	WASHER 10,2X14X1,5 COPPER (1/8"GAS)	5	
6	C1048255	COVER OUTPUT	1	
7	C1048256	O-RING 3675 (2,62X171,12)	1	
8	C1048257	TAPER ROLLER BEARING 32218	1	
9	C1048258	SHIM KIT 75,3X84,7	1	
10	C1048259	TAPER ROLLER BEARING 32215	1	
11	C1048260	RING NUT M75X2	1	
12	C1048261	PLUG DIN908 3/8 GAS NA41/B	5	
13	C1048262	WASHER 17X23X1,5 COPPER (3/8"GAS)	5	
14	C1048263	HOUSING	1	
15	C1048264	O-RING 3900 (2,62X228,27)	1	
16	C1048265	MAGNETIC CYLINDRICAL PLUG 3/8 GAS DIN908	2	

WHEN ORDERING PARTS, SPECIFY MODEL NUMBER, SERIAL NUMBER AND DESCRIPTION OF PARTS REQUIRED



WHEN ORDERING PARTS, SPECIFY MODEL NUMBER, SERIAL NUMBER AND DESCRIPTION OF PARTS REQUIRED

## PLANETARY STAGE M R.5 DS27

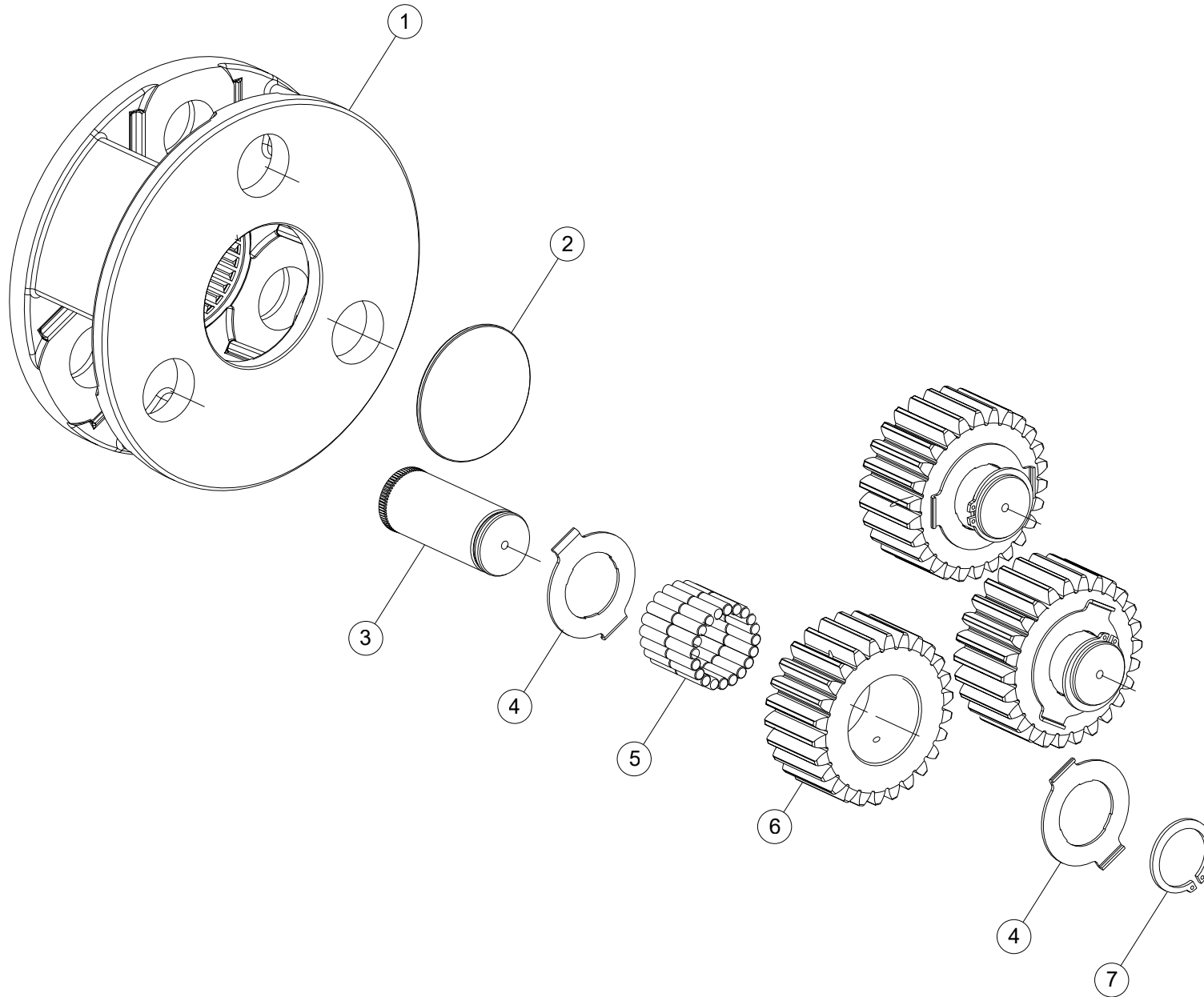
---

ITEM	PART NUMBER	DESCRIPTION	QUANTITY	NOTES
	<b>C1048266</b>	<b>PLANETARY STAGE M R.5 DS27</b>		
1	C1048267	SUN GEAR I 5 DS27	1	
2	C1048268	EXT. RETAINING RING D.58 UNI 7435	1	
3	C1048269	RING GEAR M=3 Z=72 F=38	1	
4	<b>C1048270</b>	PLANETARY CARRIER M R.5	1	SEE PAGE 324

---

WHEN ORDERING PARTS, SPECIFY MODEL NUMBER, SERIAL NUMBER AND DESCRIPTION OF PARTS REQUIRED

# PLANETARY CARRIER M R.5



WHEN ORDERING PARTS, SPECIFY MODEL NUMBER, SERIAL NUMBER AND DESCRIPTION OF PARTS REQUIRED

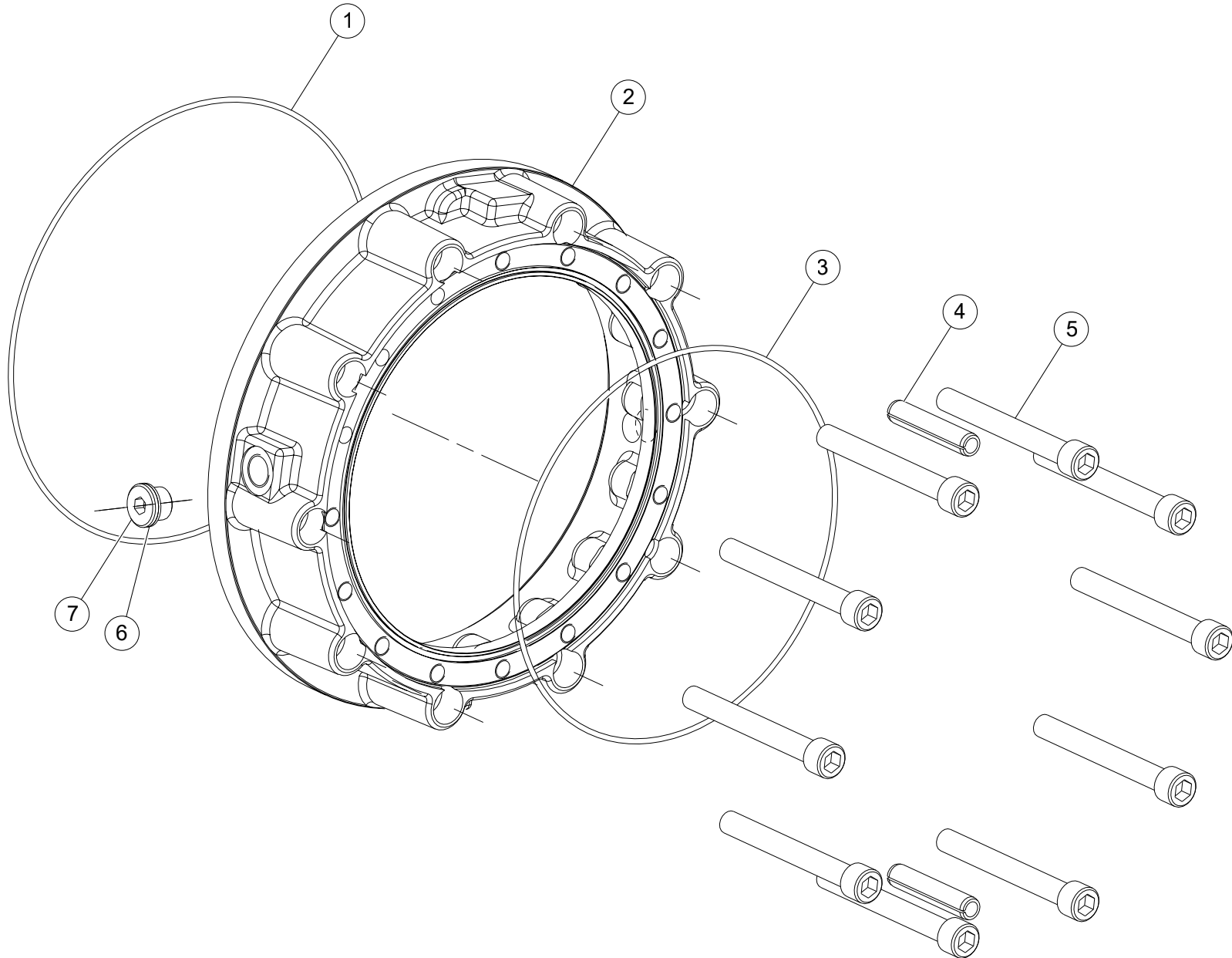
## PLANETARY CARRIER M R.5

---

ITEM	PART NUMBER	DESCRIPTION	QUANTITY	NOTES
	<b>C1048270</b>	<b>PLANETARY CARRIER M R.5</b>		
1	C1048271	PLANETARY CARRIER M R.5	1	
2	C1048272	STOP BOTTOM PLATE	1	
3	C1048273	PIN D.6	3	
4	C1048274	THRUST WASHER	6	
5	C1048275	NEEDLE 6X20 WITH PROFILE	120	
6	C1048276	SUN GEAR R.5	3	
7	C1048277	SNAP RING	3	

WHEN ORDERING PARTS, SPECIFY MODEL NUMBER, SERIAL NUMBER AND DESCRIPTION OF PARTS REQUIRED

---

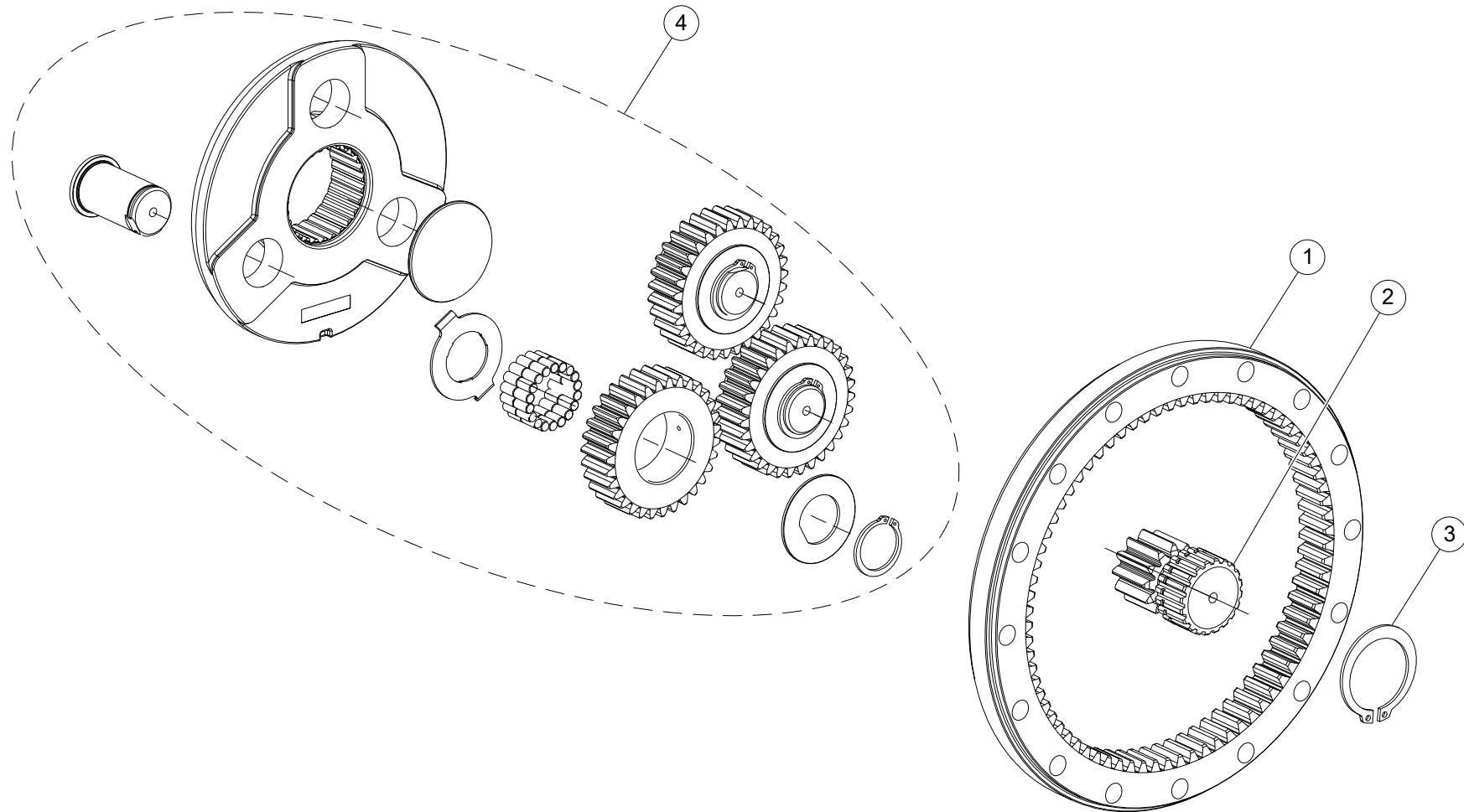


WHEN ORDERING PARTS, SPECIFY MODEL NUMBER, SERIAL NUMBER AND DESCRIPTION OF PARTS REQUIRED

## CONNECTION COVER 700/250

ITEM	PART NUMBER	DESCRIPTION	QUANTITY	NOTES
	<b>C1048278</b>	<b>CONNECTION COVER 700/250</b>		
1	C1048264	O-RING 3900 (2,62X228,27)	1	
2	C1048279	JUNCTION BOX 700-250	1	
3	C1048280	O-RING 3800 (2,62X202,87)	1	
4	C1048281	ELASTIC PIN 12X60 UNI 6874	2	
5	C1048282	HEX S.H.S M12X100 UNI 5931-12.9	10	
6	C1048262	COPPER WASHER 17X23X1,5 (3/8 GAS) DWG	2	
7	C1048261	CYLINDRICAL PLUG 3/8 GAS DIN 908	2	

WHEN ORDERING PARTS, SPECIFY MODEL NUMBER, SERIAL NUMBER AND DESCRIPTION OF PARTS REQUIRED



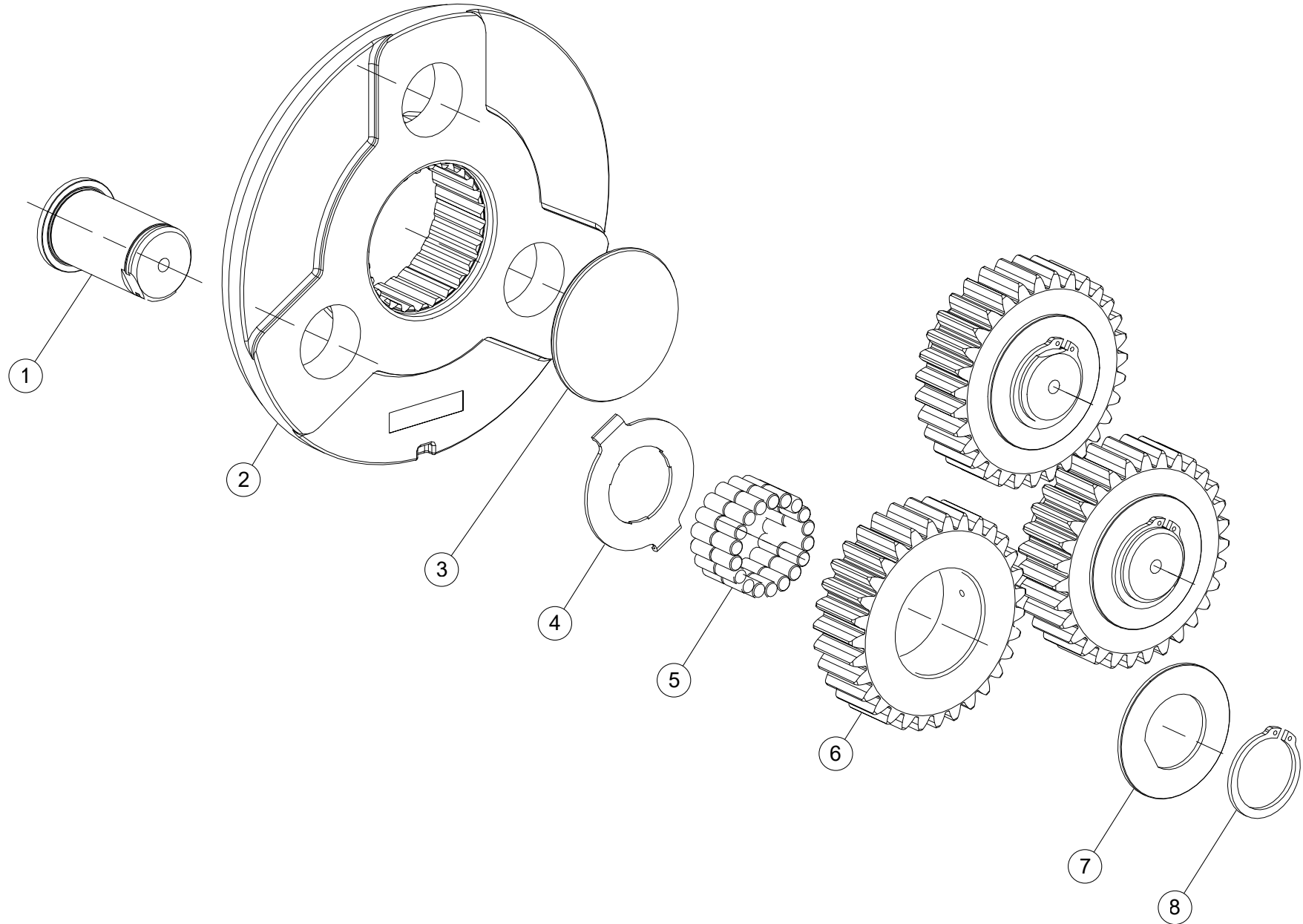
WHEN ORDERING PARTS, SPECIFY MODEL NUMBER, SERIAL NUMBER AND DESCRIPTION OF PARTS REQUIRED

## ADAPTER FLANGE EPM 250 I 7,25 DS20

ITEM	PART NUMBER	DESCRIPTION	QUANTITY	NOTES
	<b>C1048283</b>	<b>ADAPTER FLANGE EPM 250 I 7,25 DS20</b>		
1	C1048284	RING GEAR M=2,5 Z=75 F=22	1	
2	C1048285	SUN GEAR I 7,25 DS20	1	
3	C1048286	EXTERNAL SNAP RING D40 UNI7435	1	
4	<b>C1048287</b>	PLANETARY CARRIER M I 7,25	1	SEE PAGE 330

WHEN ORDERING PARTS, SPECIFY MODEL NUMBER, SERIAL NUMBER AND DESCRIPTION OF PARTS REQUIRED

# PLANETARY CARRIER M I 7,25

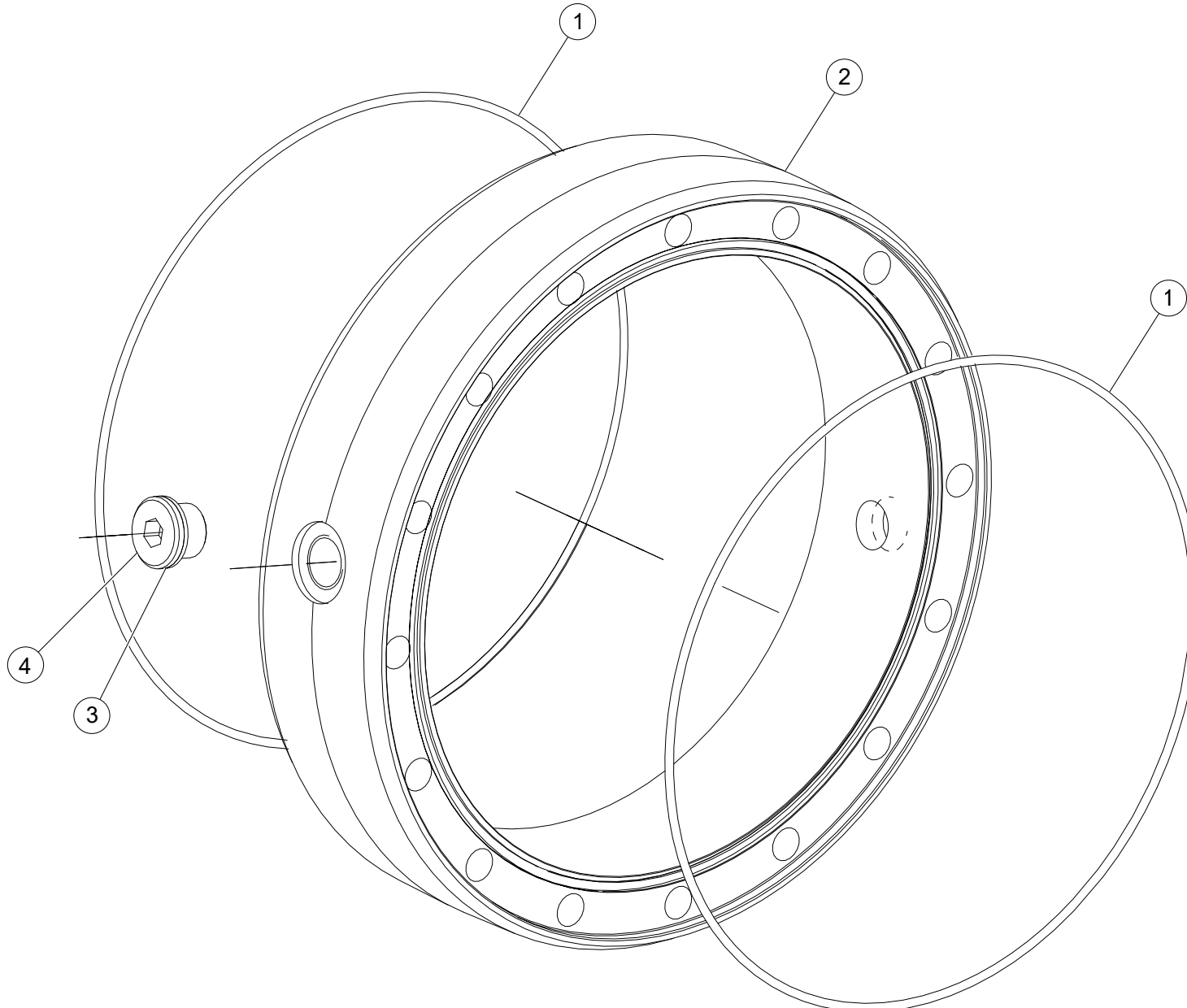


WHEN ORDERING PARTS, SPECIFY MODEL NUMBER, SERIAL NUMBER AND DESCRIPTION OF PARTS REQUIRED

## PLANETARY CARRIER M i 7,25

ITEM	PART NUMBER	DESCRIPTION	QUANTITY	NOTES
	<b>C1048287</b>	<b>PLANETARY CARRIER M i 7,25</b>		
1	C1048288	PIN	3	
2	C1048289	PLANETARY CARRIER M R.7,25	1	
3	C1048290	STOP BOTTOM PLATE	1	
4	C1048291	THRUST WASHER W/TAGS	3	
5	C1048292	NEEDLE 6X12 WITH PROFILE	108	
6	C1048293	PLANET GEAR R.7,25	3	
7	C1048294	THRUST WASHER 2MM	3	
8	C1048295	EXTERNAL SNAP RING 29X2 UNI7436	3	

WHEN ORDERING PARTS, SPECIFY MODEL NUMBER, SERIAL NUMBER AND DESCRIPTION OF PARTS REQUIRED

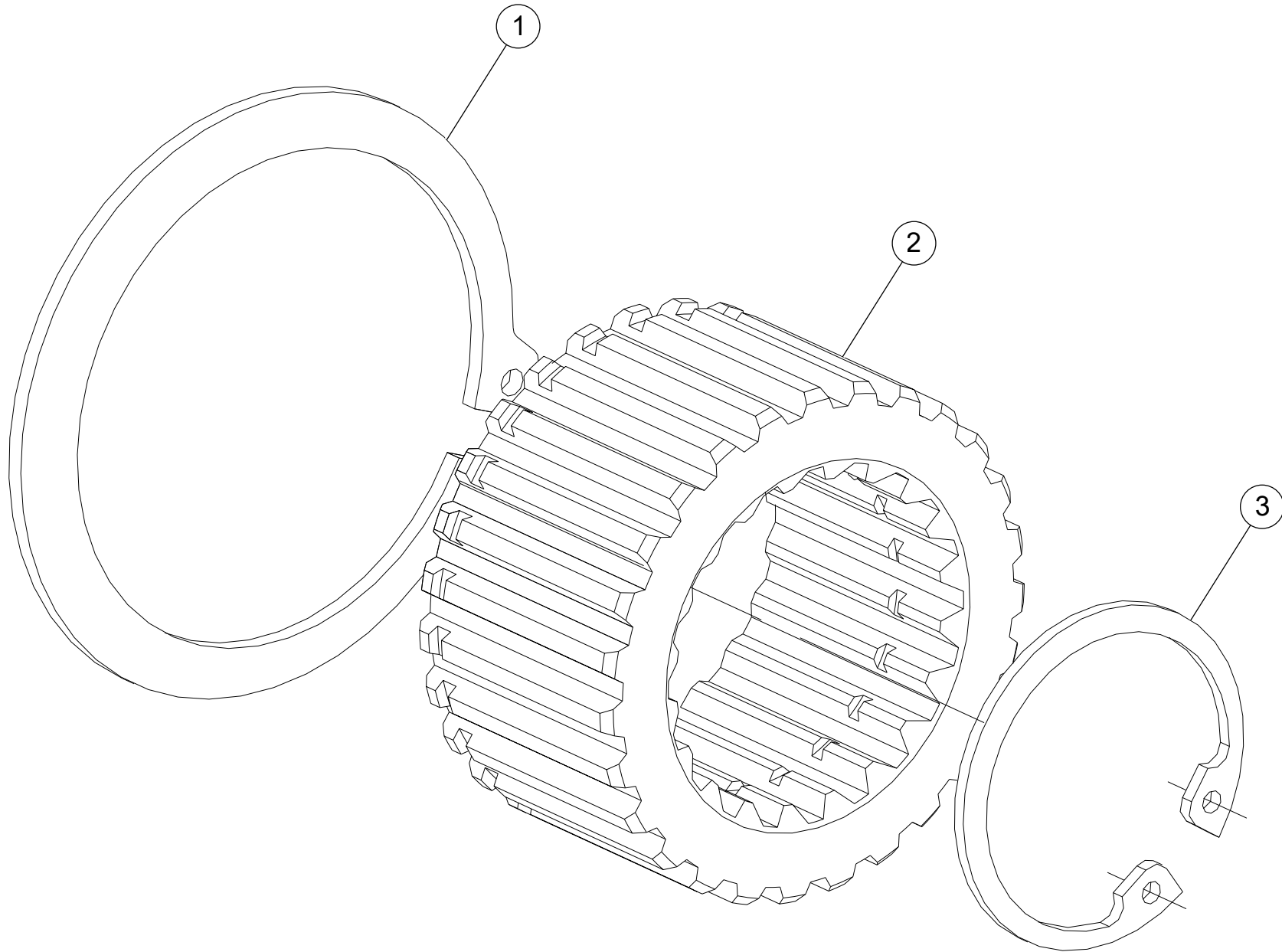


WHEN ORDERING PARTS, SPECIFY MODEL NUMBER, SERIAL NUMBER AND DESCRIPTION OF PARTS REQUIRED

## CF 500-250

ITEM	PART NUMBER	DESCRIPTION	QUANTITY	NOTES
	<b>C1048296</b>	<b>CF 500-250</b>		
1	C1048280	O-RING 3800 (2,62X202,87)	2	
2	C1048297	CONNECTION HOUSING 500/250	1	
3	C1048262	WASHER 17X23X1,5 COPPER (3/8"GAS)	1	
4	C1048261	PLUG DIN908 3/8 GAS NA41/B	1	

WHEN ORDERING PARTS, SPECIFY MODEL NUMBER, SERIAL NUMBER AND DESCRIPTION OF PARTS REQUIRED



WHEN ORDERING PARTS, SPECIFY MODEL NUMBER, SERIAL NUMBER AND DESCRIPTION OF PARTS REQUIRED

---

## COUPLING Z27 Z20 F32

---

ITEM	PART NUMBER	DESCRIPTION	QUANTITY	NOTES
	<b>C1048298</b>	<b>COUPLING Z27 Z20 F32</b>		
1	C1048268	EXTERNAL SNAP RING 58 UNI 7435	1	
2	C1048299	JOINT FEMALE Z=20 MALE Z=27 F=32	1	
3	C1048300	INTERNAL SNAP RING 36 UNI 7437	1	

---

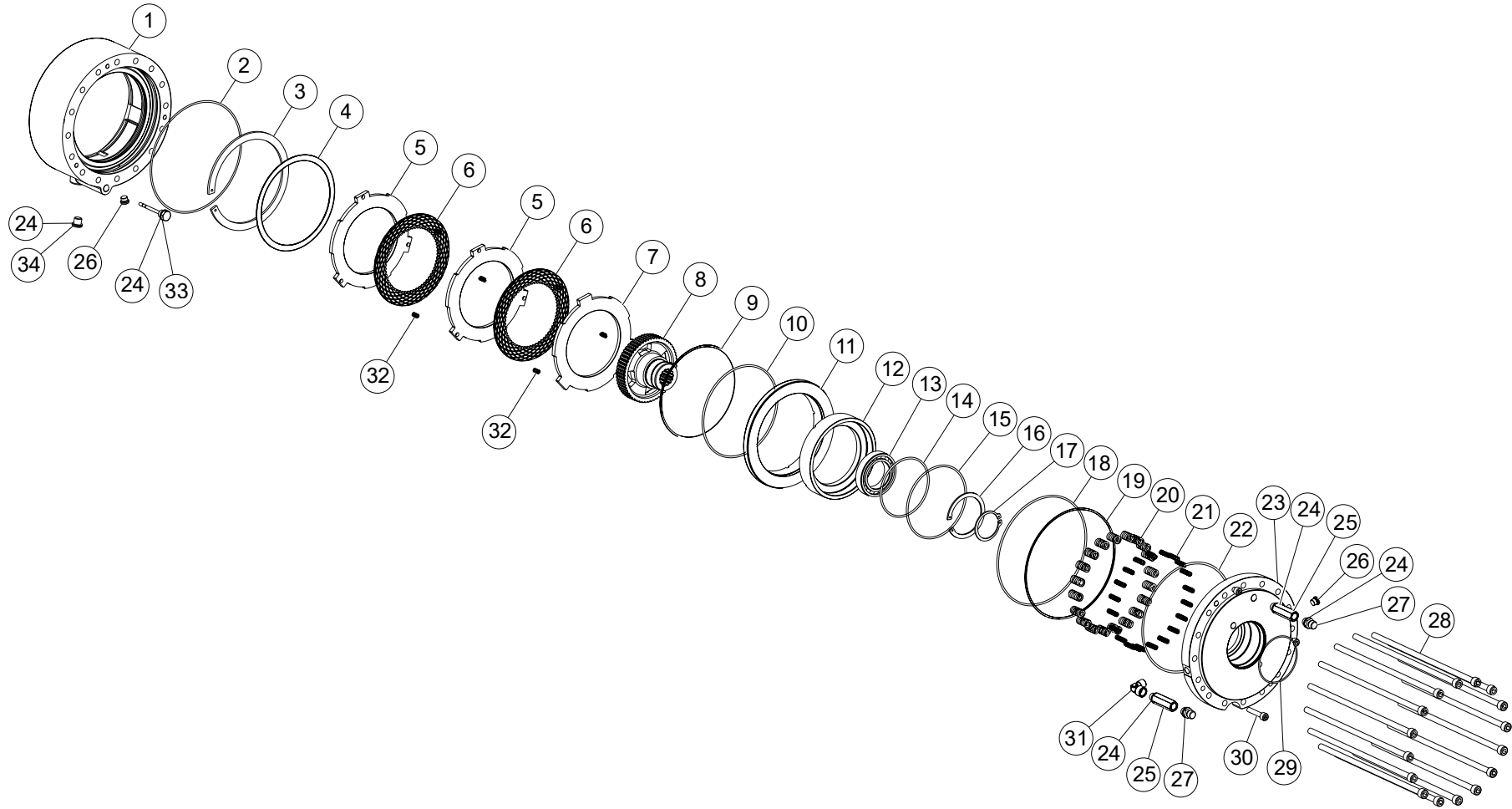
WHEN ORDERING PARTS, SPECIFY MODEL NUMBER, SERIAL NUMBER AND DESCRIPTION OF PARTS REQUIRED



## CONNECTION COVER FOR RB

ITEM	PART NUMBER	DESCRIPTION	QUANTITY	NOTES
	<b>C1048301</b>	<b>CONNECTION COVER FOR RB</b>		
1	C1048262	WASHER 17X23X1.5 COPPER (3/8"GAS)	5	
2	C1048302	EXTENSION M/F 3/8 GAS L30	2	
3	C1048303	ELBOW M. CONE 3/4"GAS-FEM. CIL.3/8"GAS	1	
4	C1048304	EXTENSION M/F 3/8 GAS L50	1	
5	C1048261	PLUG DIN908 3/8 GAS NA41/B	2	
6	C1048327	HOUSING	1	
7	C1048305	INT. RETAINING RING D110 UNI 7437	1	
8	C1048306	BALL BEARING 16014	1	
9	C1048307	FIXED CLUTCH	1	
10	C1048308	SNAP RING FOR SHAFT DIAM. 70 DIN471	1	
11	C1048309	SPIRAL PIN 8x30 UNI 6875	2	
12	C1048310	YOKE PIN	1	
13	C1048311	O-RING 2068 * (1.78X17.17)	2	
14	C1048312	EXTERNAL SNAP RING 20	1	
15	C1048313	SHIFTING YEKE	1	
16	C1048314	SLIDING	2	
17	C1048315	SLIDING CLUTCH	1	
18	C1048316	SPRING 26X50	1	
19	C1048317	STOP BOTTOM PLATE	1	
20	C1048318	COUPLING MF Z20 Z27 F66	1	
21	C1048319	KNOB FOR D.20 PVC	1	
22	C1048320	LEVER	1	
23	C1048325	SHIM KIT 20.1X34.9	1	
24	C1048321	LOCK PIN	1	
25	C1048322	CYL.SPRING 10.5X30 cod.A/1447 A4	1	
26	C1048323	EXTERNAL LEVER	1	
27	C1048324	KNOB IN BAKELITE mod.1030/F	1	
28	C1048326	EXTERNAL SNAP RING 16	1	

WHEN ORDERING PARTS, SPECIFY MODEL NUMBER, SERIAL NUMBER AND DESCRIPTION OF PARTS REQUIRED

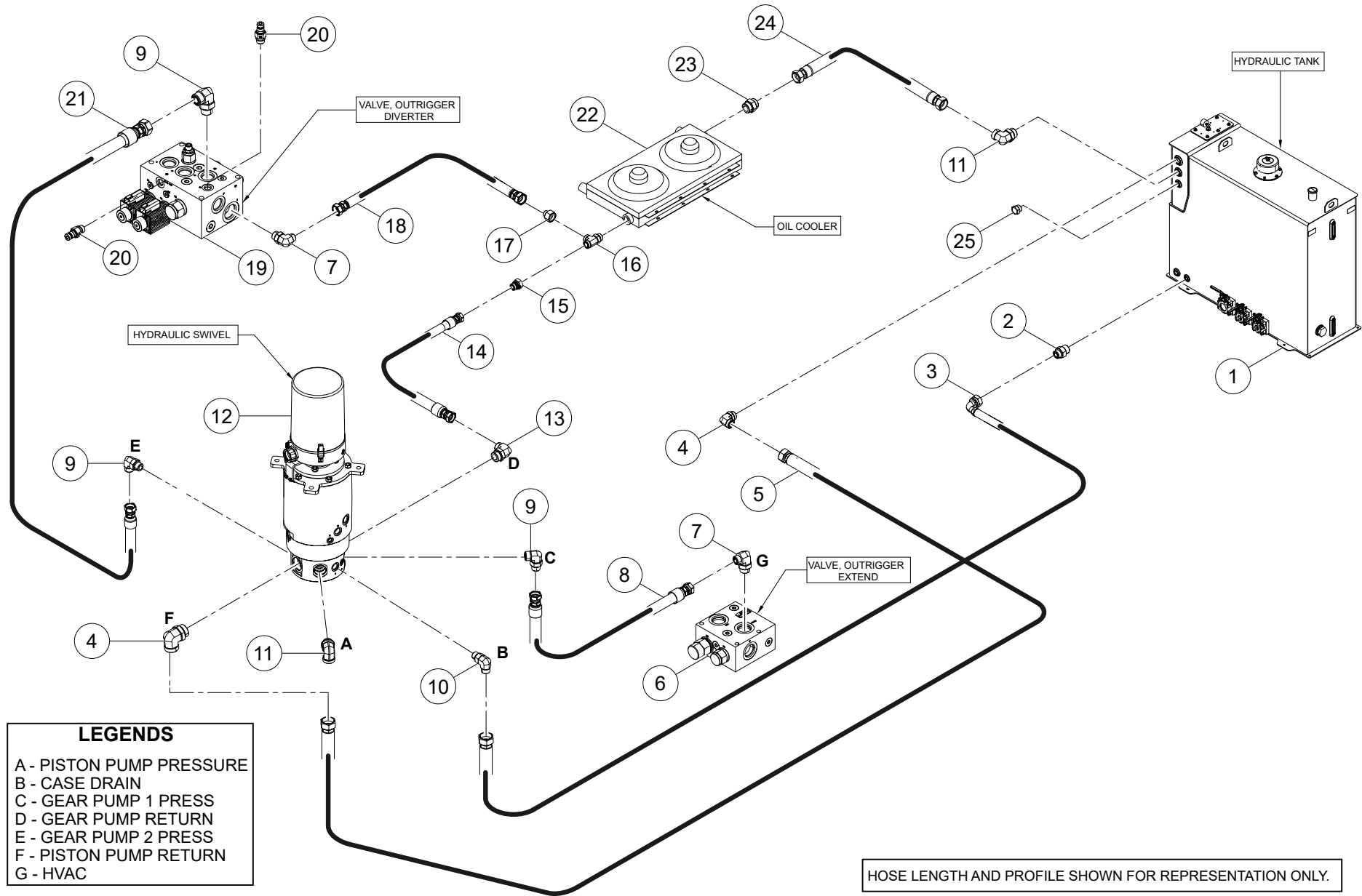


WHEN ORDERING PARTS, SPECIFY MODEL NUMBER, SERIAL NUMBER AND DESCRIPTION OF PARTS REQUIRED

## BRAKE ASSEMBLY FSD 30/38

ITEM	PART NUMBER	DESCRIPTION	QUANTITY	NOTES
	<b>C1048328</b>	<b>BRAKE ASSEMBLY FSD 30/38</b>		
1	C1048329	BRAKE HOUSING D-S (O-RINGS 5MM)	1	
2	C1048280	O-RING (2,62X202,87) BS1806-171	1	
3	C1048330	INT. RETAINING RING D.175 UNI 7437	1	
4	C1048331	SHIM KIT 155X175.8	1	
5	C1048332	BRAKE DISK	2	
6	C1048333	DISK	2	
7	C1048334	SHIM	1	
8	C1048335	BRAKE CUPLING OMS/OMR	1	
9	C1048336	PARBAK RING 8-260	1	
10	C1048337	O-RING 2-260 (3,53X164,69)	1	
11	C1048338	CLIP	1	
12	C1048339	BRAKE PISTON	1	
13	C1048340	BALL BEARING 6010 CL.A 50X80X16	1	
14	C1048341	O-RING 2-242 (3,53X101,19)	1	
15	C1048342	O-RING 2-250 (126,59X3,53)	1	
16	C1048343	INTERNAL SNAP RING 80 UNI 7437	1	
17	C1048344	EXTERNAL SNAP RING 50 UNI7435	1	
18	C1048345	O-RING 2-265 (3,53X196,44)	1	
19	C1048346	PARBAK RING 8-265	1	
20	C1048347	SPRING D7,5X29,25	20	
21	C1048348	SPRING D14X28,14	20	
22	C1048349	O RING 2-170 (2,62X196,52)	1	
23	C1048350	MOTOR FLANGE SUPPORT	1	
24	C1048351	WASHER 13,4X19X1,5 COPPER (1/4"GAS)	5	
25	C1048352	EXTENSION M/F 1/4 GAS L50	2	
26	C1048353	PLUG 7/16"-20UNF + OR 3-904 (2-12)	2	
27	C1048354	BREATHER	2	
28	C1048355	HEX S.H.S M10X280 UNI 5931-8.8	16	
29	C1048356	O-RING 2-152 (2,62X82,22)	1	
30	C1048357	HEX. S.H.S. M8X40 UNI 5931-8.8	3	
31	C1048358	ELBOW M/F 1/4 GAS	1	
32	C1048359	SPRING 5,8X12,9	6	
33	C1048360	DIPSTICK	1	
34	C1048361	OIL DRAIN PLUG 1/4 GAS DIN908	1	

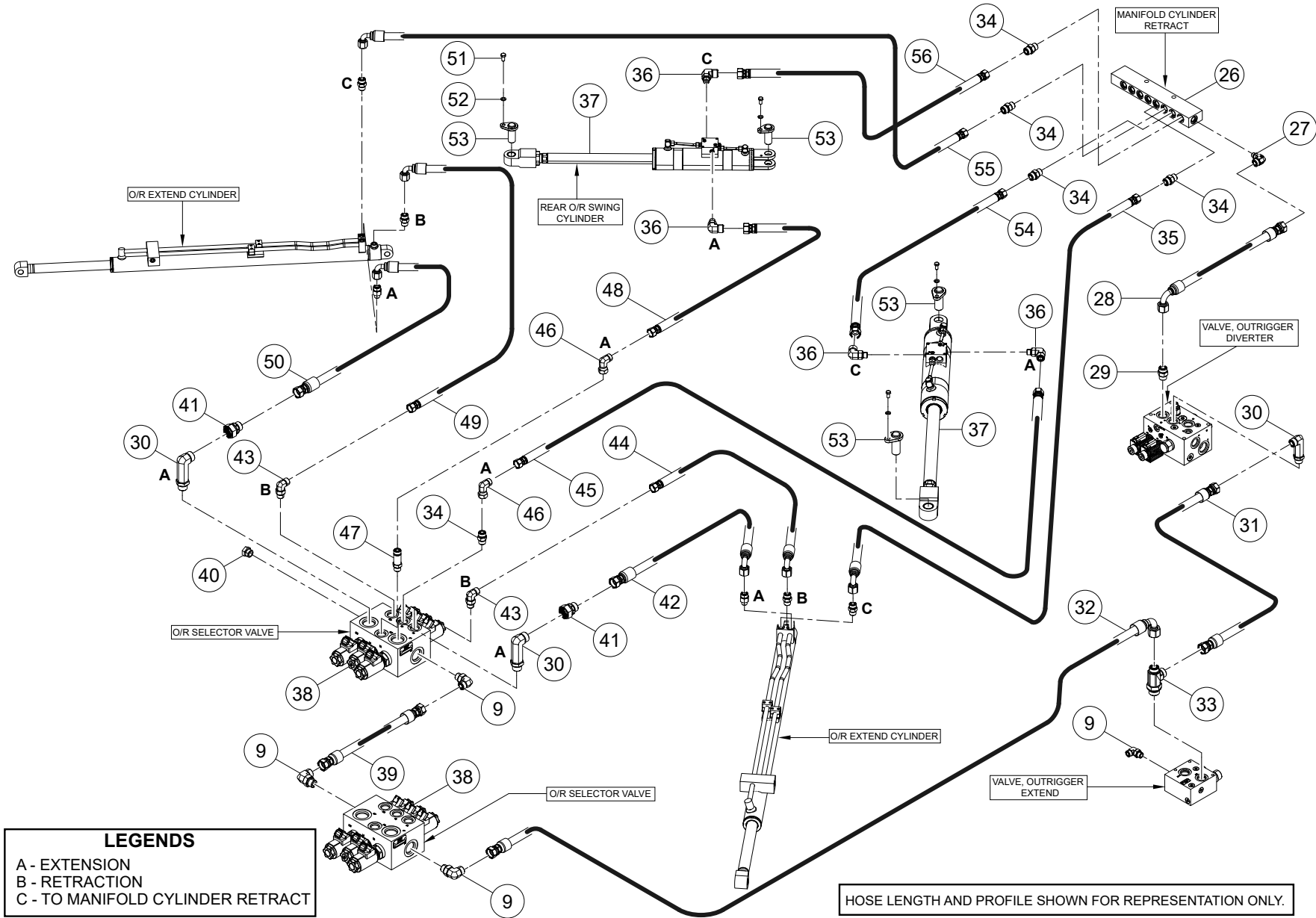
WHEN ORDERING PARTS, SPECIFY MODEL NUMBER, SERIAL NUMBER AND DESCRIPTION OF PARTS REQUIRED



WHEN ORDERING PARTS, SPECIFY MODEL NUMBER, SERIAL NUMBER AND DESCRIPTION OF PARTS REQUIRED

ITEM	PART NUMBER	DESCRIPTION	QUANTITY	NOTES
	<b>1024402</b>	<b>LOWER HYDRAULICS</b>		
1	1008266	HYDRAULIC TANK	1	
2	1010081	ADAPTER, MOFS-10/MORB-10	1	
3	1024640	HOSE, -10, 300 PSI, 90 FOFS-10SW/ FOFS-10SW, 206.0	1	
4	1014029	ELBOW,90,MOFS-24/MORB-24	2	
5	1024423	HOSE, -24, 150PSI, FOFS-24SW/FOFS-24SW, 250.5	1	
6	1007213	VALVE, OUTRIGGER EXTEND	1	
7	1014020	ELBOW, 90, MOFS-12/MORB-16	2	
8	1024680	HOSE,-12,3000,FOFS-12SW/FOFS-12SW,47.25	1	
9	1014019	ELBOW, 90, MOFS-12/MORB-12	3	Total 7 in LOWER HYDRAULICS
10	1014012	ELBOW, 90, MOFS-10/MORB-10	1	
11	1014026	ELBOW,90,MOFS-20/MORB-20	2	
12	1038486	HYDRAULIC SWIVEL	1	
13	1014025	ELBOW, 90, MOFS-16/MORB-20	1	
14	1024666	HOSE,-16,250,FOFS-16SW/FOFS-16SW,81.25	1	
15	1010025	ADAPTER,FOFS-20/MOFS-16	1	
16	1018089	TEE,MOFS-20/MORB-20/MOFS-20	1	
17	1010023	ADAPTER,FOFS-20/MOFS-12	1	
18	1024664	HOSE,-12,300,FOFS-12SW/FOFS-12SW,15.0	1	
19	1008283	VALVE, DIVERTER	1	
20	1020456	QUICK CONNECT, -6, M-PD/MORB	2	
21	1024678	HOSE,-12,4000,FOFS-12SW/FOFS-12SW,71.75	1	
22	T113593	OIL COOLER	1	
23	1010098	ADAPTER,MOFS-20/MORB-20	1	
24	1024499	HOSE, -20, 300 PSI FOFS-20SW/ FOFS-20SW, 132.0	1	
25	1019670	PLUG, HEX, ORB-12	1	

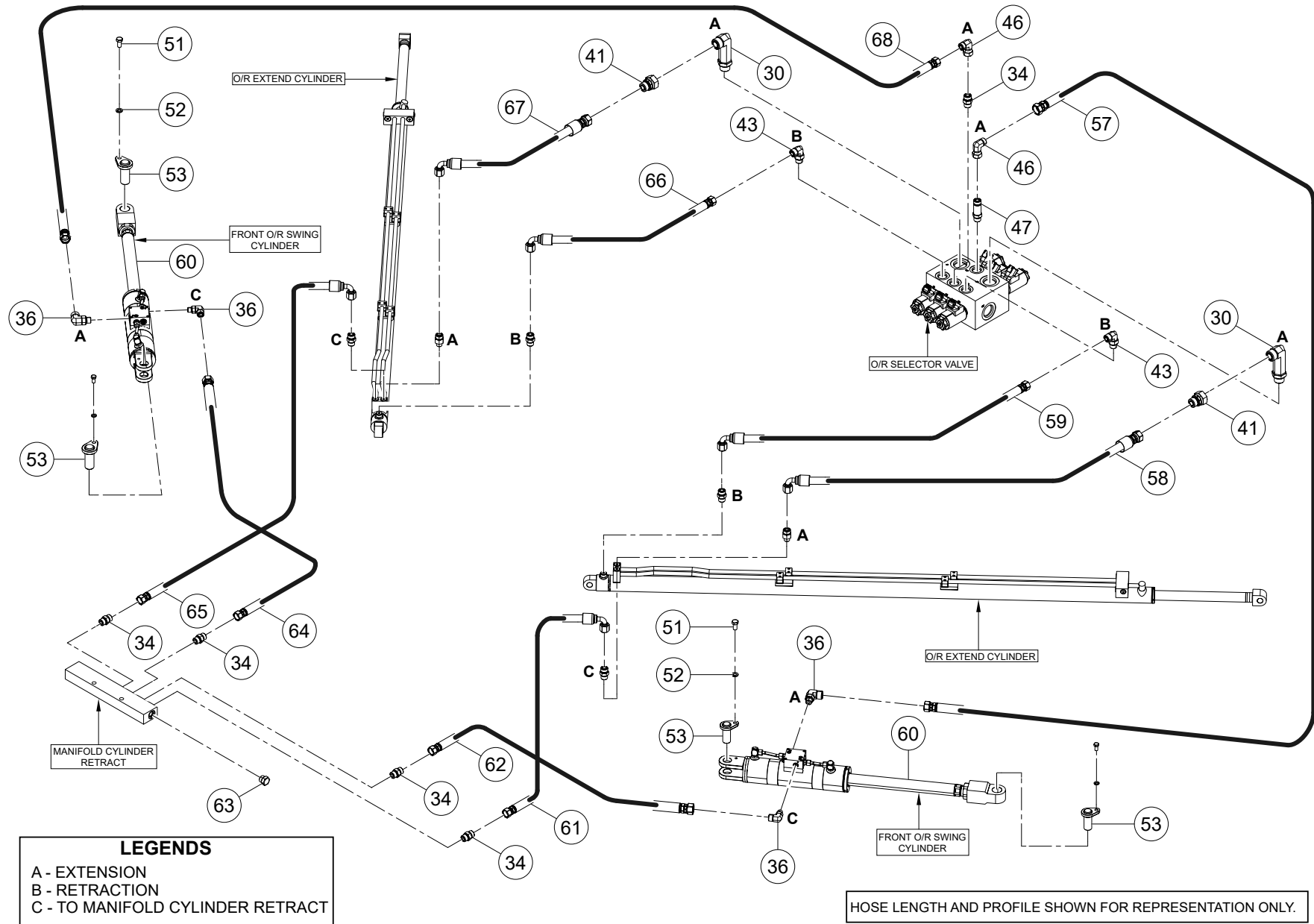
WHEN ORDERING PARTS, SPECIFY MODEL NUMBER, SERIAL NUMBER AND DESCRIPTION OF PARTS REQUIRED



WHEN ORDERING PARTS, SPECIFY MODEL NUMBER, SERIAL NUMBER AND DESCRIPTION OF PARTS REQUIRED

ITEM	PART NUMBER	DESCRIPTION	QUANTITY	NOTES
	<b>1024402</b>	<b>LOWER HYDRAULICS</b>		
26	T111005	MANIFOLD, CYLINDER RETRACT	1	
27	1014016	ELBOW,90,MOFS-12/MORB-8	1	
28	1024723	HOSE,-12,3000,FOFS-12SW/FOFS-12SW,106.75	1	
29	1010088	ADAPTER, MOFS-12/MORB-12	1	
30	1014018	ELBOW, 90, MOFS-12/MORB-12, L	3	Total 5 in LOWER HYDRAULICS
31	1024732	HOSE,-12,4000,FOFS-12SW/FOFS-12SW,17.5	1	
32	1024735	HOSE,-12,3000,90FOFS-12SW/FOFS-12SW,28.0	1	
33	1018088	TEE,MOFS-12/MORB-16/MOFS-12	1	
34	1010076	ADAPTER, MOFS-8/MORB-8	5	Total 10 in LOWER HYDRAULICS
35	1024812	HOSE,-8,3000,90FOFS-8SW/FOFS-8SW,97.5	1	
36	1014006	ELBOW, 90, MOFS-8/MORB-6	4	Total 8 in LOWER HYDRAULICS
37	C1052885	SWING CYLINDER FRONT	2	
38	1007211	O/R SELECTOR VALVE	2	
39	1024737	HOSE,-12,4000,FOFS-12SW/FOFS-12SW,86.0	1	
40	1019704	PLUG,HEX,ORB-12	1	
41	1010015	ADAPTER,FOFS-12/MOFS-10	2	Total 4 in LOWER HYDRAULICS
42	1024794	HOSE,-10,4000,90FOFS-10SW/FOFS-10SW,84.5	1	
43	1014007	ELBOW, 90, MORB-8/MOFS-8	2	Total 4 in LOWER HYDRAULICS
44	1024749	HOSE,-8,4000,90FOFS-8SW/FOFS-8SW,83.25	1	
45	1024743	HOSE, -8, 4000, FOFS-8SW/ FOFS-8SW, 97.5	1	
46	1013932	ELBOW,90,MOFS-8/FOFS-8	2	Total 4 in LOWER HYDRAULICS
47	1010077	ADAPTER,MOFS-8/MORB-8,L	1	Total 2 in LOWER HYDRAULICS
48	1024745	HOSE,-8,4000,FOFS-8SW/FOFS-8SW,74.5	1	
49	1024753	HOSE,-8,4000,90FOFS-8SW/FOFS-8SW,86.25	1	
50	1024796	HOSE,-10,4000,90FOFS-10SW/FOFS-10SW,93.0	1	
51	HHCS-C500A008Z0	HEX HEAD CAP SCREW, 1/2-13 X 1 LEN, GR8, ZINC	4	Total 8 in LOWER HYDRAULICS
52	WSH4-X5000008Z0	SPIRAL LOCK WASHER, 1/2, GR8, ZN	4	Total 8 in LOWER HYDRAULICS
53	T115801	PIN WELDMENT, SWING CYLINDER	4	Total 8 in LOWER HYDRAULICS
54	1024808	HOSE, -8, 3000, FOFS-8SW/ FOFS-8SW, 78.1	1	
55	1024810	HOSE,-8,3000 90FOFS-8SW/FOFS-8SW,88.25	1	
56	1024806	HOSE, -8, 3000 PSI, FOFS-8SW/ FOFS-8SW, 80.3	1	

WHEN ORDERING PARTS, SPECIFY MODEL NUMBER, SERIAL NUMBER AND DESCRIPTION OF PARTS REQUIRED



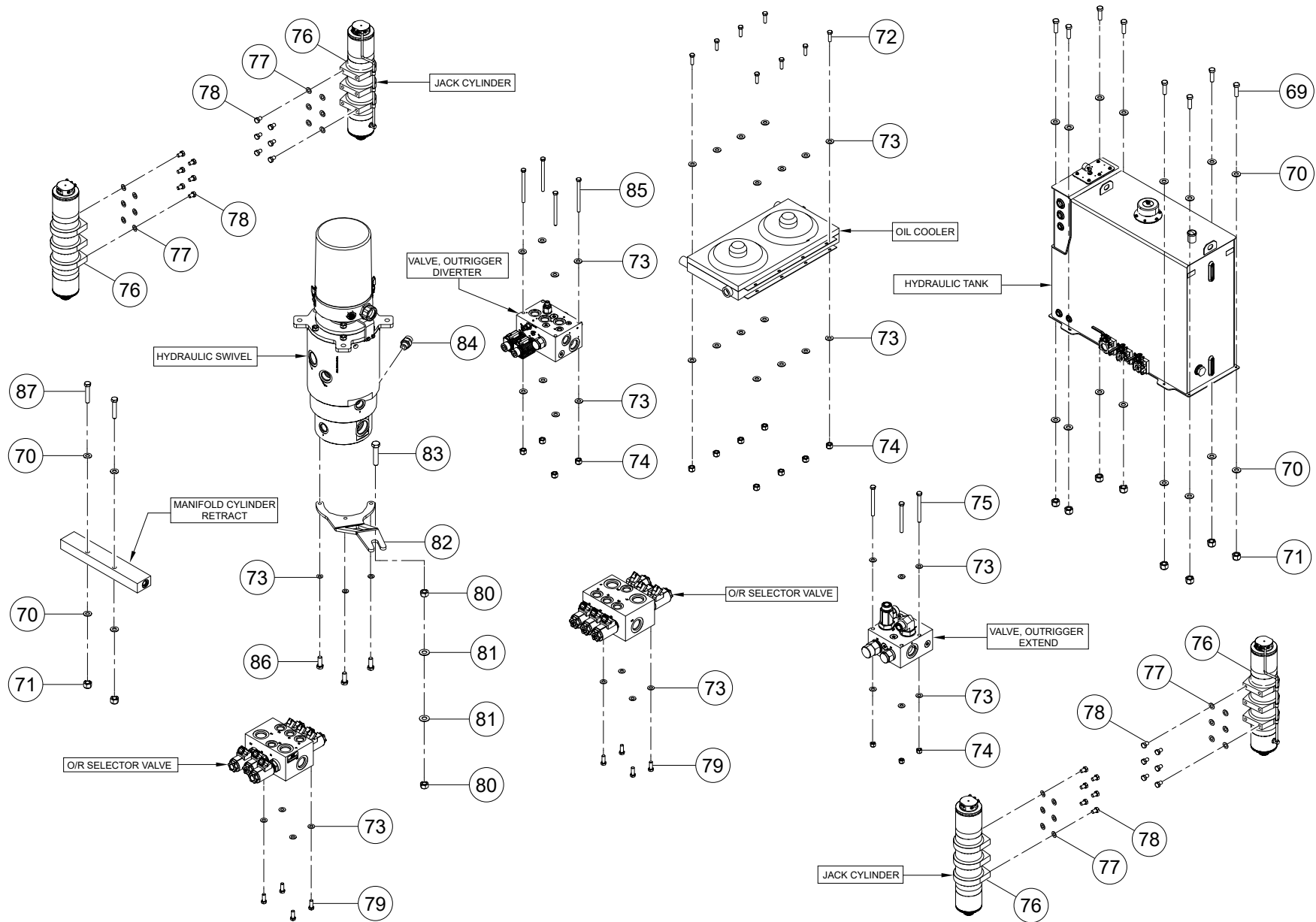
**LEGENDS**  
 A - EXTENSION  
 B - RETRACTION  
 C - TO MANIFOLD CYLINDER RETRACT

HOSE LENGTH AND PROFILE SHOWN FOR REPRESENTATION ONLY.

WHEN ORDERING PARTS, SPECIFY MODEL NUMBER, SERIAL NUMBER AND DESCRIPTION OF PARTS REQUIRED

ITEM	PART NUMBER	DESCRIPTION	QUANTITY	NOTES
	<b>1024402</b>	<b>LOWER HYDRAULICS</b>		
57	1024739	HOSE,-8,4000,FOFS-8SW/FOFS-8SW,69.75	1	
58	1024790	HOSE,-10,4000,90FOFS-10SW/FOFS-10SW,73.25	1	
59	1024747	HOSE, -8, 4000, 90 FOFS-8SW/ FOFS-8SW, 69.0	1	
60	C1052886	SWING CYLINDER REAR	2	
61	1024820	HOSE,-8,3000,90FOFS-8SW/FOFS-8SW,106.5	1	
62	1024818	HOSE,-8,3000,FOFS-8SW/FOFS-8SW,103.25	1	
63	1019702	PLUG,HEX,ORB-8	1	
64	1024816	HOSE,-8,3000,FOFS-8SW/FOFS-8SW,101.25	1	
65	1024814	HOSE,-8,3000,90FOFS-8SW/FOFS-8SW,104.25	1	
66	1024751	HOSE,-8,4000,90FOFS-8SW/FOFS-8SW,73.5	1	
67	1024792	HOSE,-10,4000,90FOFS-10SW/FOFS-10SW,73.5	1	
68	1024741	HOSE,-8,4000,FOFS-8SW/FOFS-8SW,64.5	1	

WHEN ORDERING PARTS, SPECIFY MODEL NUMBER, SERIAL NUMBER AND DESCRIPTION OF PARTS REQUIRED



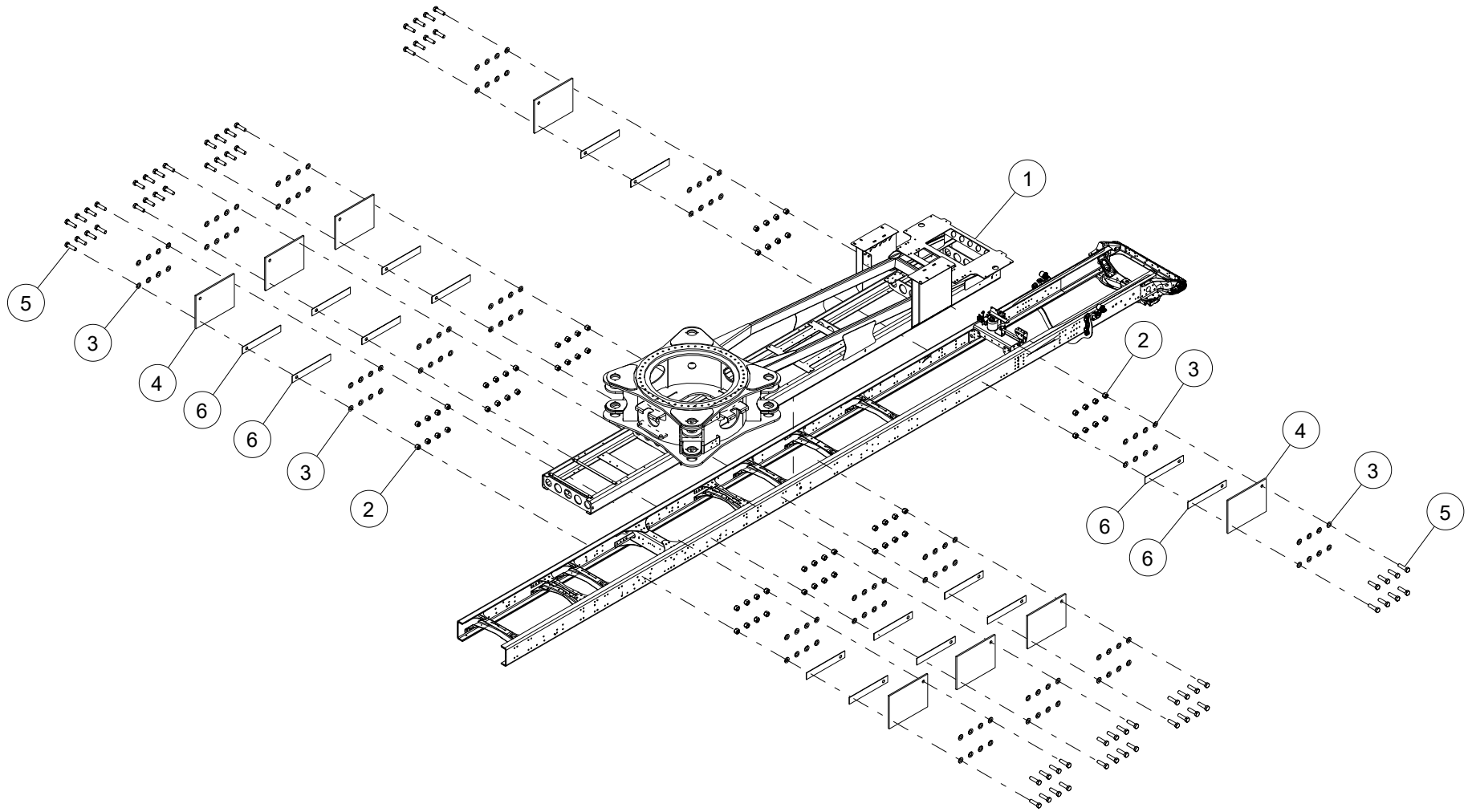
WHEN ORDERING PARTS, SPECIFY MODEL NUMBER, SERIAL NUMBER AND DESCRIPTION OF PARTS REQUIRED

ITEM	PART NUMBER	DESCRIPTION	QUANTITY	NOTES
	<b>1024402</b>	<b>LOWER HYDRAULICS</b>		
69	HHCS-C500A758Z0	HEX HEAD CAP SCREW, 1/2-13 X 1 3/4 LEN, GR8, ZN	8	
70	WSH1-X5000008Z0	WASHER, 1/2, GR8, ZN	20	
71	NUT3-C6250008M0	NYLON LOCK NUT, 5/8-11, GR8, MA	10	
72	HHCS-C375A258Z0	HEX HEAD CAP SCREW, 3/8-16 X 1 1/4 LEN, GR8, ZN	8	
73	WSH1-X3750008Z0	WASHER, 3/8, GR8, ZN	41	
74	NUT3-C3750008Z0	NYLON LOCK NUT, 3/8-16, GR8, ZN	15	
75	HHCS-C375D008Z0	HEX HEAD CAP SCREW, 3/8-16 X 4 LEN, GR8, ZN	3	
76	T163579	CYLINDER, JACK	4	
77	WSH1-XA000008Z0	WASHER, 1, GR8, ZN	24	
78	HHCS-CA00A508Z0	HEX HEAD CAP SCREW, 1-8 X 1 1/2 LEN, GR8, ZN	24	
79	HHCS-C375A008Z0	HEX HEAD CAP SCREW, 3/8-16 X 1 LEN, GR8, ZN	8	
80	NUT1-C6250008Z0	HEX NUT, 5/8-11, GR8, ZN	2	
81	WSH1-X6250008Z0	WASHER, 5/8, GR8, ZN	2	
82	1026454	PLATE, SWIVEL ANTI-ROTATION	1	
83	HHCS-C625C008M1	HEX HEAD CAP SCREW, 5/8-11 X 3 LEN, GR8, MA, FULL	1	
84	1009976	ADAPTER, MOFS-6, MOFS-6	1	
85	HHCS-C375E008Z0	HEX HEAD CAP SCREW, 3/8-16 X 5 LEN, GR8, ZN	4	
86	HHCS-C375A008M0	HEX HEAD CAP SCREW, 3/8-16 X 1 LEN, GR8, MA	3	
87	HHCS-C500B758Z0	HEX HEAD CAP SCREW, 1/2-13 X 2 3/4 LEN, GR8, ZINC	2	

WHEN ORDERING PARTS, SPECIFY MODEL NUMBER, SERIAL NUMBER AND DESCRIPTION OF PARTS REQUIRED

**PAGE INTENTIONALLY LEFT BLANK**

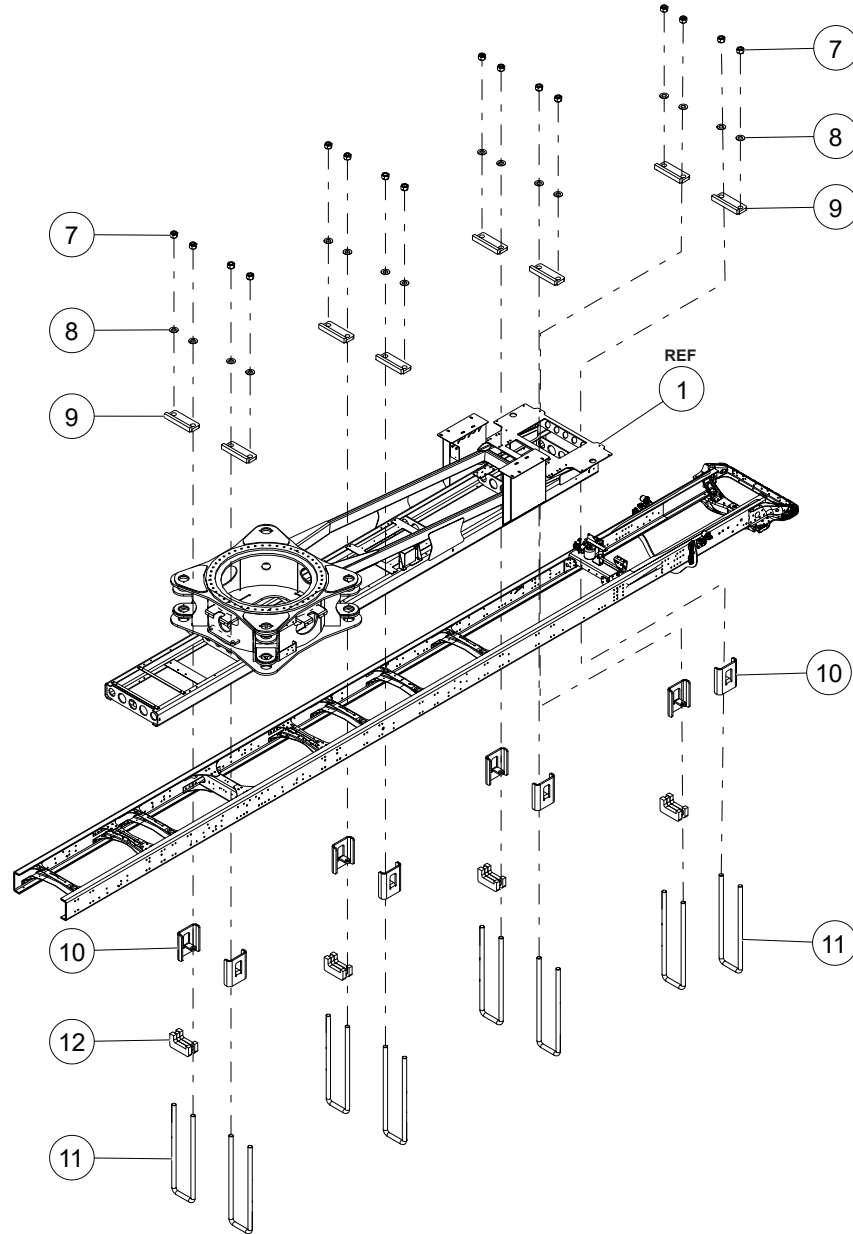
# **CENTER STRUCTURE**



WHEN ORDERING PARTS, SPECIFY MODEL NUMBER, SERIAL NUMBER AND DESCRIPTION OF PARTS REQUIRED

<b>ITEM</b>	<b>PART NUMBER</b>	<b>DESCRIPTION</b>	<b>QUANTITY</b>	<b>NOTES</b>
	<b>1008789</b>	<b>CENTER STRUCTURE INSTALLATION</b>		
1	1008790	CENTER STRUCTURE WELDMENT	1	
2	NUT3-C7500008M0	NYLON LOCK NUT, 3/4-10, GR8, MA	64	
3	WSH1-X7500008Z0	WASHER, 3/4, GR8, ZN	128	
4	C1045543	PLATE, SHEAR	8	
5	HHCS-C750B758M1	HEX HEAD CAP SCREW, 3/4-10 X 2 3/4 LEN, GR8, MA, FULL THREAD	64	
6	C1046211	SPACER, SHEAR PLATE	16	

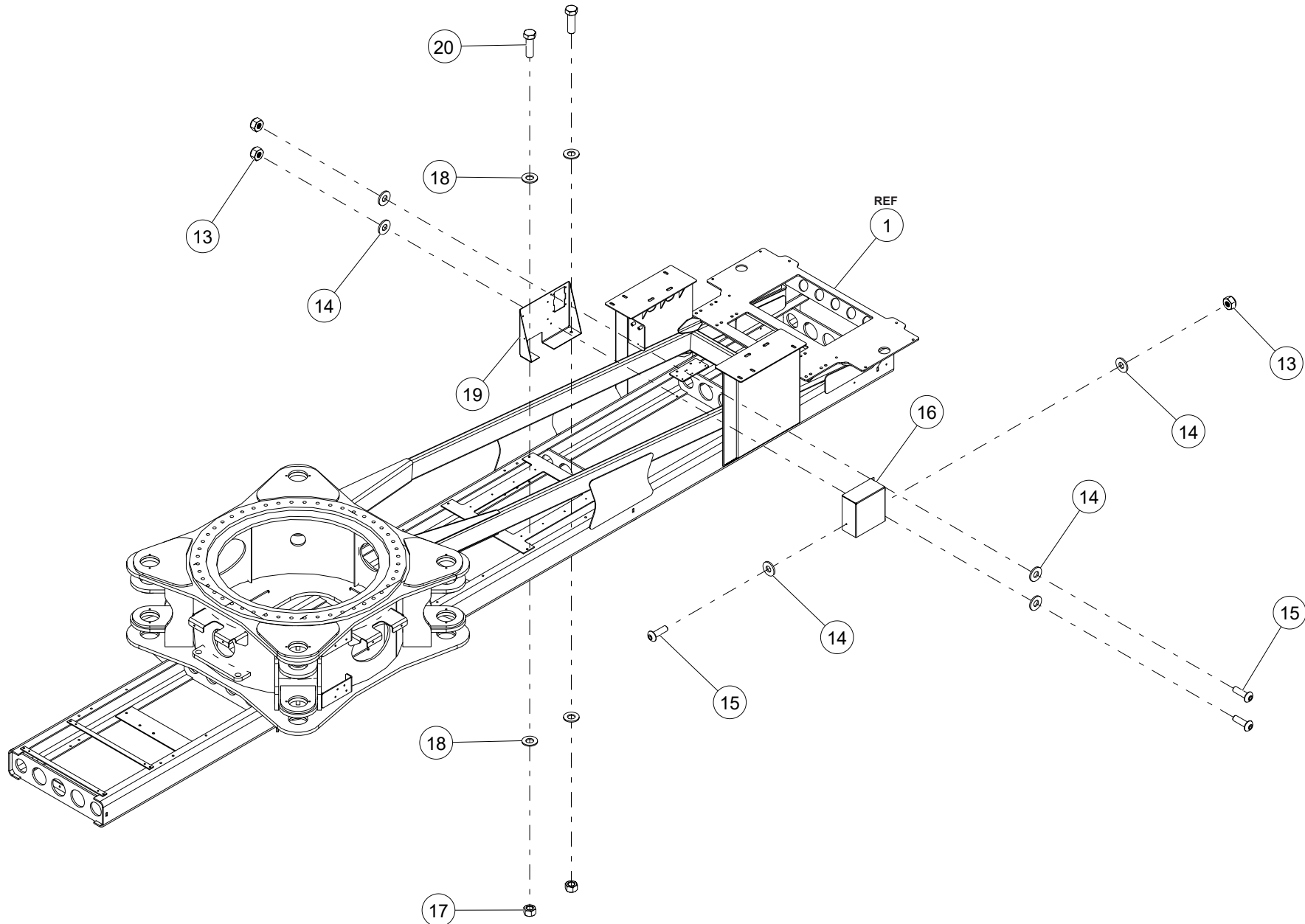
WHEN ORDERING PARTS, SPECIFY MODEL NUMBER, SERIAL NUMBER AND DESCRIPTION OF PARTS REQUIRED



WHEN ORDERING PARTS, SPECIFY MODEL NUMBER, SERIAL NUMBER AND DESCRIPTION OF PARTS REQUIRED

ITEM	PART NUMBER	DESCRIPTION	QUANTITY	NOTES
	<b>1008789</b>	<b>CENTER STRUCTURE INSTALLATION</b>		
7	NUT3-CA000008M0	NYLON LOCK NUT, 1-8, GR8, MA	16	
8	WSH2-XA000008Z0	SAE WASHER, 1, GR8, ZN	16	
9	T137047	PLATE, CLAMP, WELDMENT	8	
10	T132967	FRAME REINFORCEMENT	8	
11	1044860	U-BOLT- Ø 1.00 X 25	8	
12	T113753	SADDLE ASSY - U BOLT	4	

WHEN ORDERING PARTS, SPECIFY MODEL NUMBER, SERIAL NUMBER AND DESCRIPTION OF PARTS REQUIRED

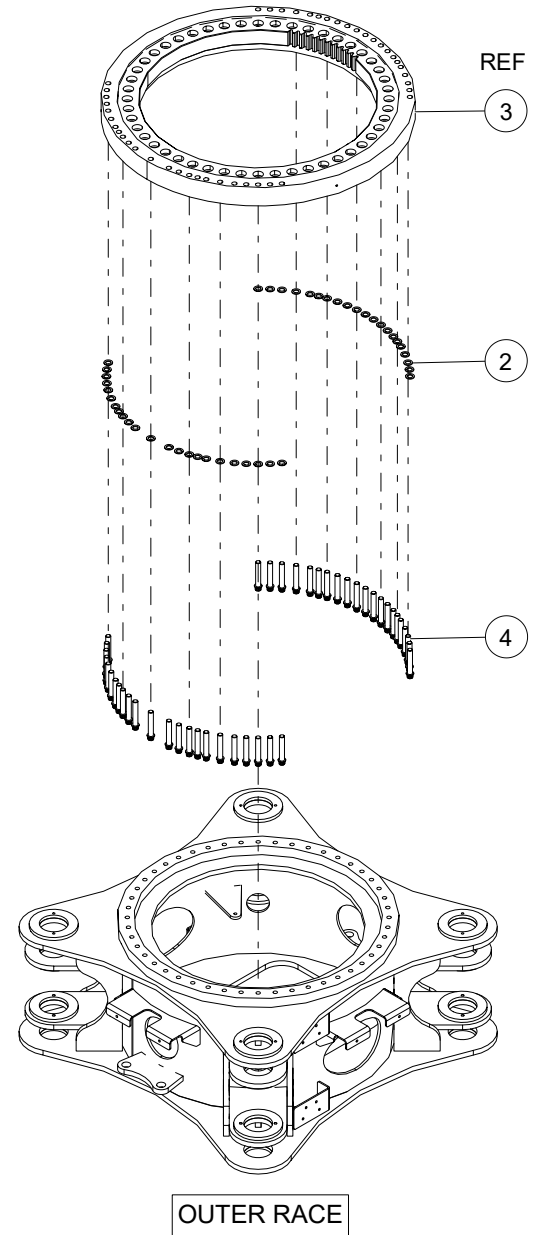
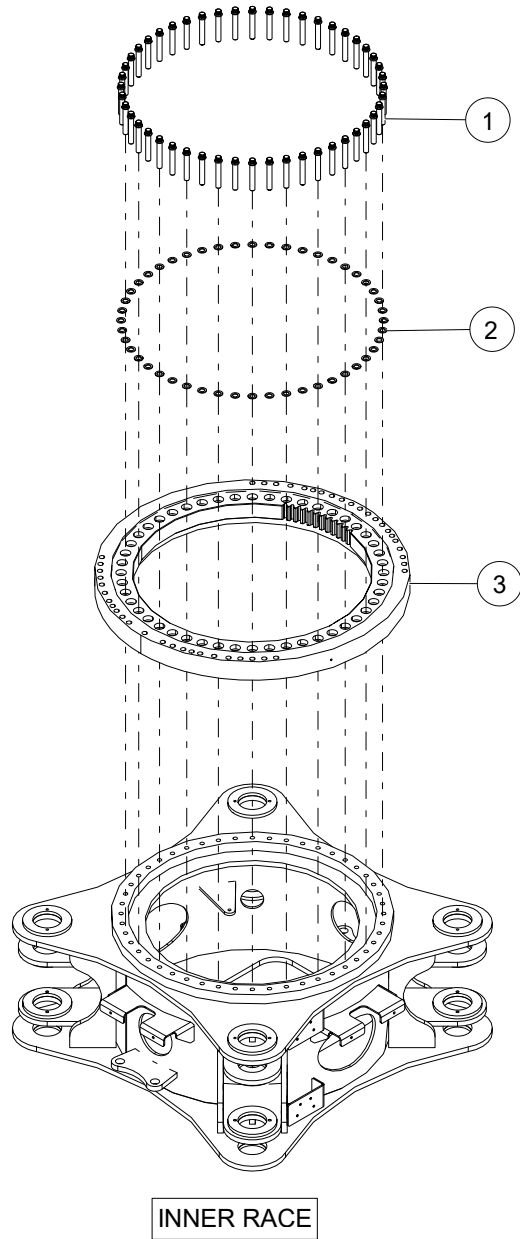


WHEN ORDERING PARTS, SPECIFY MODEL NUMBER, SERIAL NUMBER AND DESCRIPTION OF PARTS REQUIRED

ITEM	PART NUMBER	DESCRIPTION	QUANTITY	NOTES
	<b>1008789</b>	<b>CENTER STRUCTURE INSTALLATION</b>		
13	NUT3-F1900008Z0	NYLON LOCK NUT, #10-32, GR8, ZN	3	
14	WSH2-X1900008Z0	SAE WASHER, #10, GR8, ZN	6	
15	SH03-F190625ZZ0	SHCS BUTTON HEAD, 10-32 X 5/8 LEN, ZN	3	
16	C1050236	CROSSOVER LOWER MODULE COVER	1	
17	NUT1-C3750008Z0	HEX NUT, 3/8-16, GR8, ZN	2	
18	WSH2-X3750008Z0	SAE WASHER, 3/8, GR8, ZN	4	
19	1034341	ELECTRICAL MOUNT PANEL	1	
20	HHCS-C375A258Z0	HEX HEAD CAP SCREW, 3/8-16 X 1 1/4 LEN, GR8, ZN	2	

WHEN ORDERING PARTS, SPECIFY MODEL NUMBER, SERIAL NUMBER AND DESCRIPTION OF PARTS REQUIRED

# BEARING INSTALLATION



WHEN ORDERING PARTS, SPECIFY MODEL NUMBER, SERIAL NUMBER AND DESCRIPTION OF PARTS REQUIRED

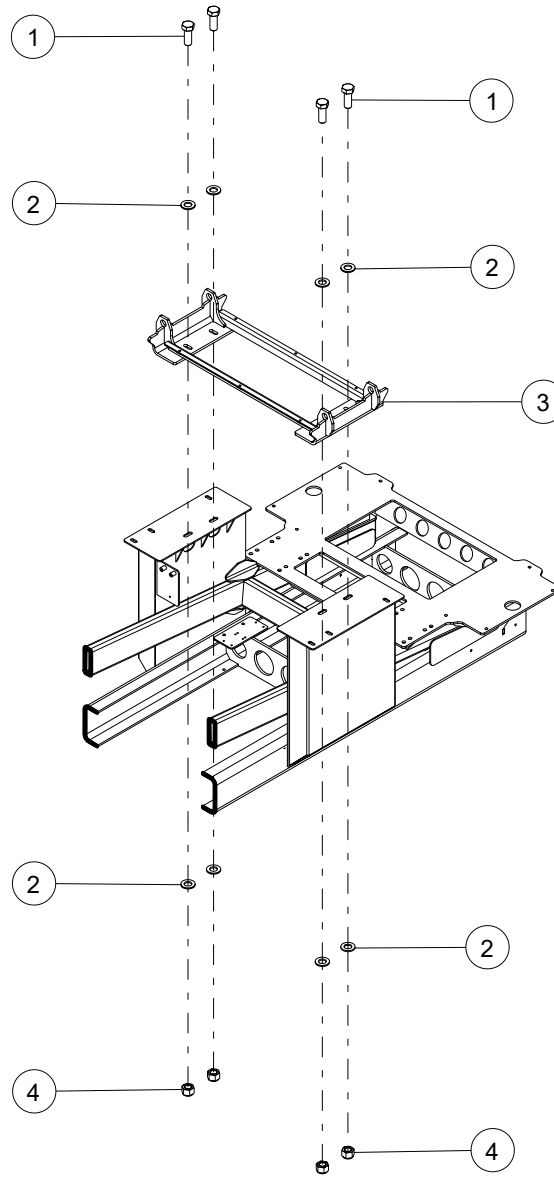
## BEARING INSTALLATION

---

ITEM	PART NUMBER	DESCRIPTION	QUANTITY	NOTES
	<b>T108155</b>	<b>BEARING INSTALLATION</b>		
1	FHCS-C875E509M0	FERRY HEAD CAP SCREW, 7/8-9 X 5 1/2 LEN, MA	48	
2	1209-61	WASHER,HRD, 0.875 Z	92	
3	T151340	BEARING, SWING	1	
4	FHCS-C875E009M0	FERRY HEAD CAP SCREW, 7/8-9 X 5 LEN, MA	44	

WHEN ORDERING PARTS, SPECIFY MODEL NUMBER, SERIAL NUMBER AND DESCRIPTION OF PARTS REQUIRED

---

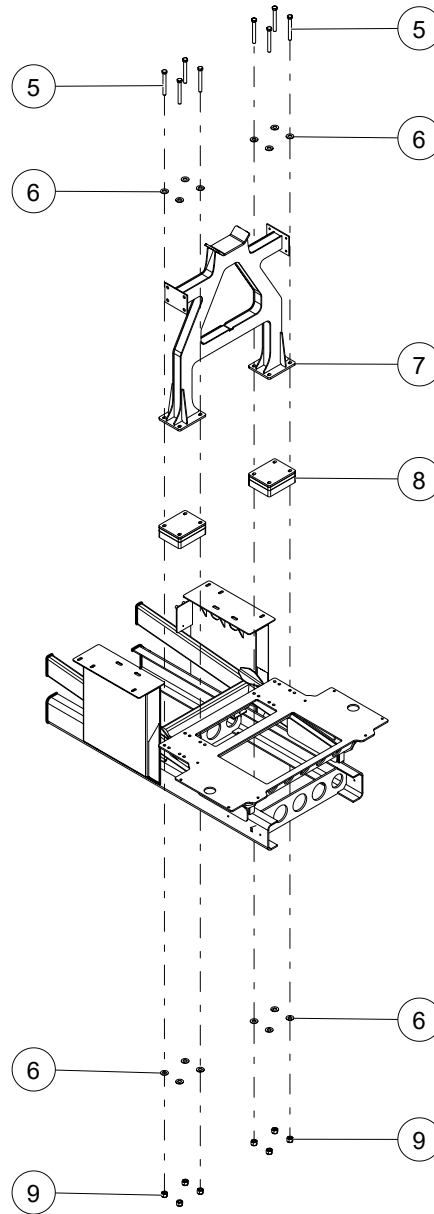


WHEN ORDERING PARTS, SPECIFY MODEL NUMBER, SERIAL NUMBER AND DESCRIPTION OF PARTS REQUIRED

---

<b>ITEM</b>	<b>PART NUMBER</b>	<b>DESCRIPTION</b>	<b>QUANTITY</b>	<b>NOTES</b>
	<b>1008796</b>	<b>CWGHT TABLE INSTALLATION</b>		
1	HHCS-C750B008M0	HEX HEAD CAP SCREW, 3/4-10 X 2 LEN, GR8, MA	4	
2	WSH1-X7500008Z0	WASHER, 3/4, GR8, ZN	8	
3	1034953	CWT RACK WELDMENT	1	
4	NUT3-C7500008M0	NYLON LOCK NUT, 3/4-10, GR8, MA	4	

WHEN ORDERING PARTS, SPECIFY MODEL NUMBER, SERIAL NUMBER AND DESCRIPTION OF PARTS REQUIRED

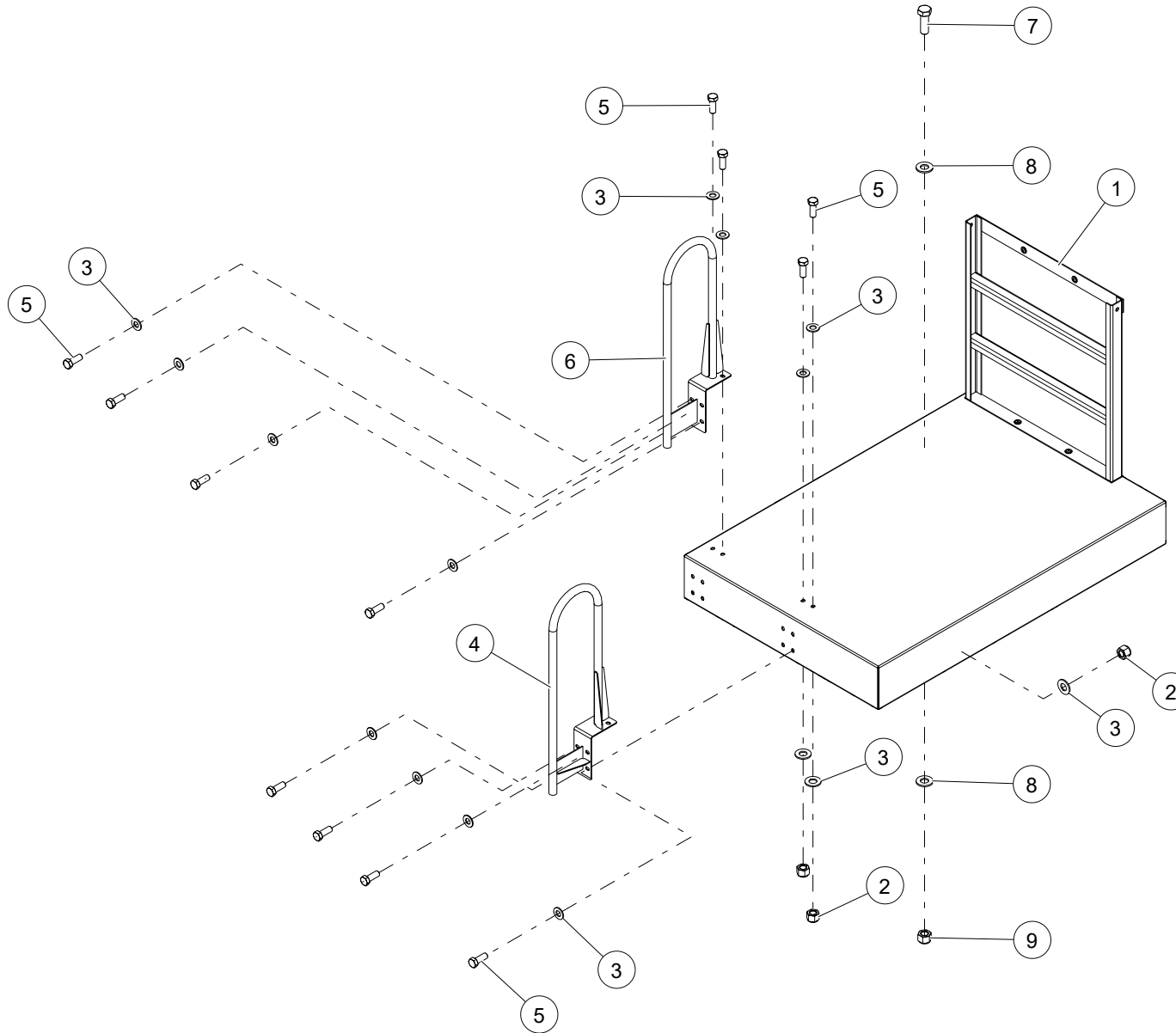


WHEN ORDERING PARTS, SPECIFY MODEL NUMBER, SERIAL NUMBER AND DESCRIPTION OF PARTS REQUIRED

<b>ITEM</b>	<b>PART NUMBER</b>	<b>DESCRIPTION</b>	<b>QUANTITY</b>	<b>NOTES</b>
	<b>1008796</b>	<b>CWGHT TABLE INSTALLATION</b>		
5	HHCS-C625E508M1	HEX HEAD CAP SCREW, 5/8-11 X 5 1/2 LEN, GR8, MA, FULL THREAD	8	
6	WSH1-X6250008Z0	WASHER, 5/8, GR8, ZN	16	
7	C1045848	BOOM REST WELDMENT-50	1	
8	C1045560	BOOM REST SPACER PLATE KIT	1	
9	NUT3-C6250008M0	NYLON LOCK NUT, 5/8-11, GR8, MA	8	

WHEN ORDERING PARTS, SPECIFY MODEL NUMBER, SERIAL NUMBER AND DESCRIPTION OF PARTS REQUIRED

# PLATFORM INSTALLATION



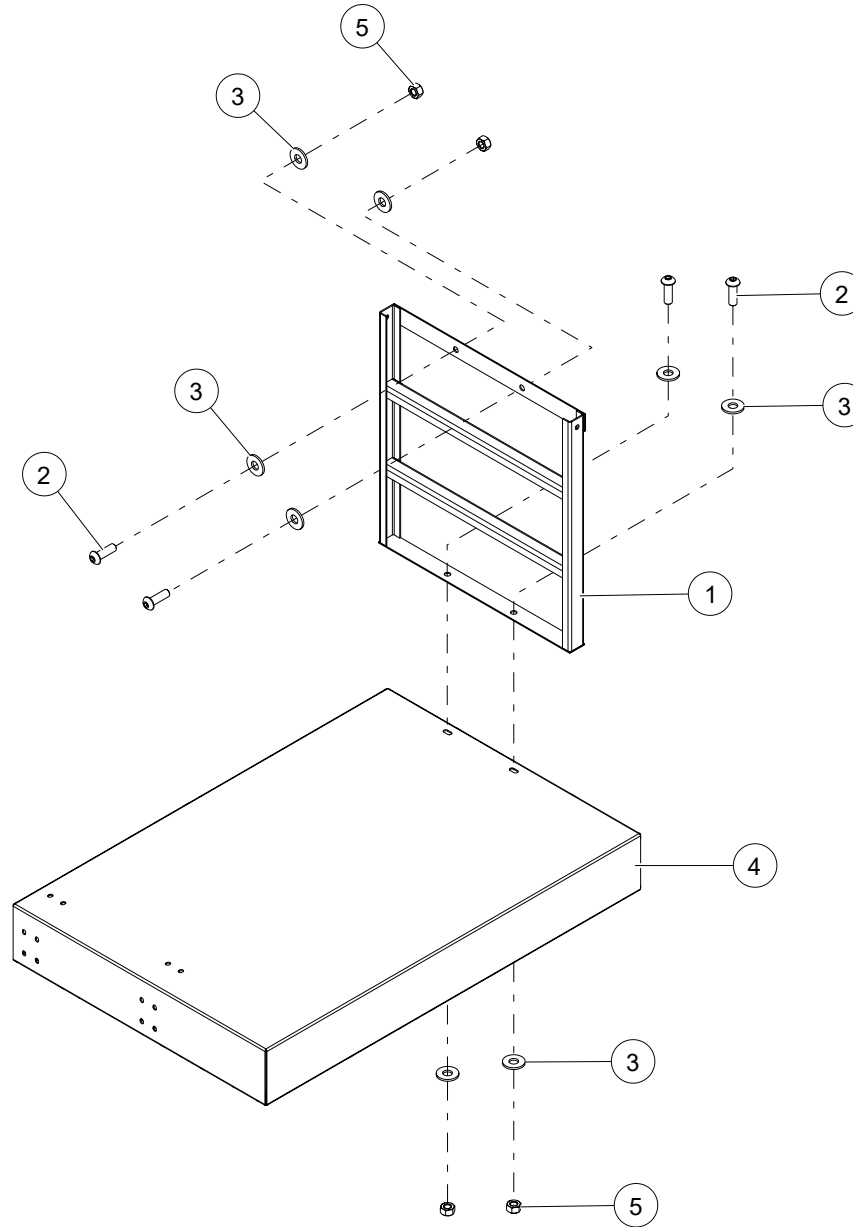
WHEN ORDERING PARTS, SPECIFY MODEL NUMBER, SERIAL NUMBER AND DESCRIPTION OF PARTS REQUIRED

## PLATFORM INSTALLATION

ITEM	PART NUMBER	DESCRIPTION	QUANTITY	NOTES
	<b>T119960</b>	<b>PLATFORM INSTALLATION</b>		
1	<b>T113145</b>	PLATFORM ASSEMBLY	1	SEE PAGE 364
2	NUT3-C3750005Z0	NYLON LOCK NUT, 3/8-16, GR5, ZN	12	
3	WSH1-X3750008Z0	WASHER, 3/8, GR8, ZN	24	
4	T123671	HANDRAIL ASSEMBLY, REAR RH	1	
5	HHCS-C375A005Z0	HEX HEAD CAP SCREW, 3/8-16 X 1 LEN, GR5, ZN	12	
6	T123669	HANDRAIL ASSEMBLY, REAR LH	1	
7	HHCS-C500A505Z0	HEX HEAD CAP SCREW, 1/2-13 X 1 1/2 LEN, GR5, ZN	6	
8	WSH1-X5000008Z0	WASHER, 1/2, GR8, ZN	12	
9	NUT3-C5000005Z0	NYLON LOCK NUT, 1/2-13, GR5, ZN	6	

WHEN ORDERING PARTS, SPECIFY MODEL NUMBER, SERIAL NUMBER AND DESCRIPTION OF PARTS REQUIRED

# PLATFORM ASSEMBLY



WHEN ORDERING PARTS, SPECIFY MODEL NUMBER, SERIAL NUMBER AND DESCRIPTION OF PARTS REQUIRED

## PLATFORM ASSEMBLY

---

ITEM	PART NUMBER	DESCRIPTION	QUANTITY	NOTES
	<b>T113145</b>	<b>PLATFORM ASSEMBLY</b>		
1	T114096	LADDER ASSY, UPPER	1	
2	SH03-C313A00BB0	SHCS BUTTON HEAD, 5/16-18 X 1 LEN, BO	4	
3	WSH3-X3130008Z0	FENDER WASHER, 5/16, GR8, ZN	8	
4	T113156	PLATFORM, LOWER REAR	1	
5	NUT1-C3130005Z0	HEX NUT, 5/16-18, GR5, ZN	4	

WHEN ORDERING PARTS, SPECIFY MODEL NUMBER, SERIAL NUMBER AND DESCRIPTION OF PARTS REQUIRED

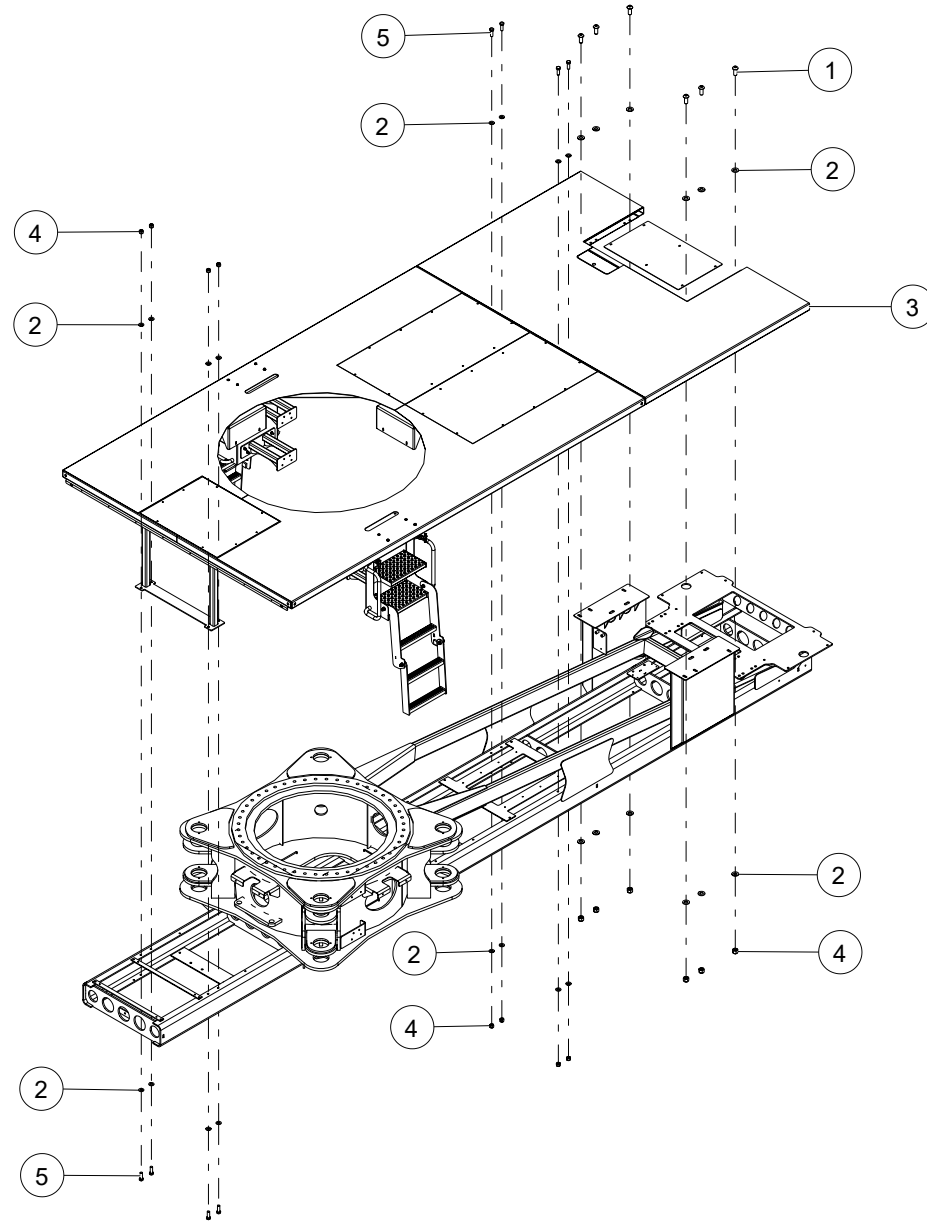
---

---

**PAGE INTENTIONALLY LEFT BLANK**

WHEN ORDERING PARTS, SPECIFY MODEL NUMBER, SERIAL NUMBER AND DESCRIPTION OF PARTS REQUIRED

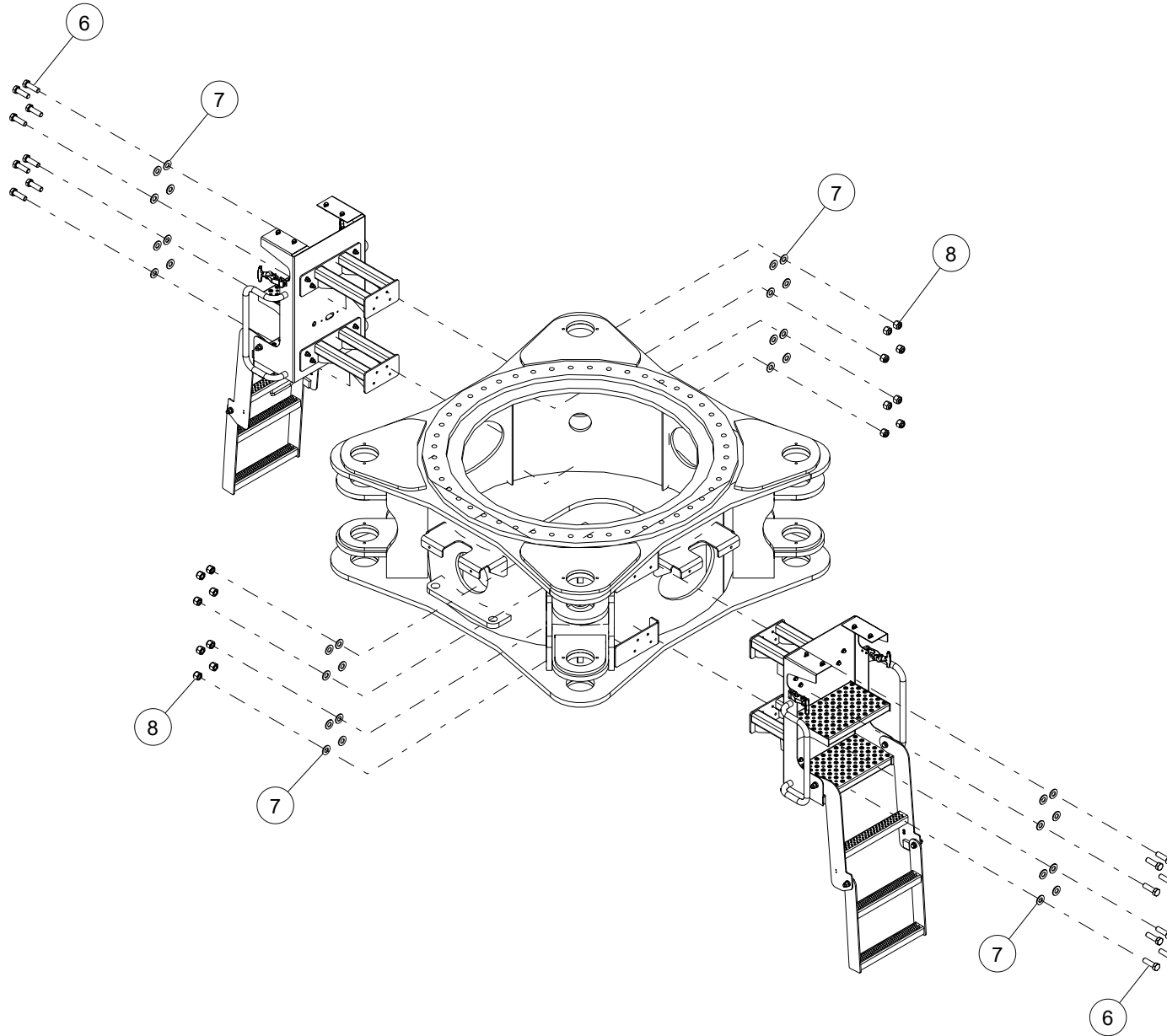
**DECKING**



WHEN ORDERING PARTS, SPECIFY MODEL NUMBER, SERIAL NUMBER AND DESCRIPTION OF PARTS REQUIRED

ITEM	PART NUMBER	DESCRIPTION	QUANTITY	NOTES
	<b>1041225</b>	<b>DECKING INSTALLATION</b>		
1	SH03-C500A25BB0	SHCS BUTTON HEAD, 1/2-13 X 1 1/4 LEN, BO	6	
2	WSH1-X5000008Z0	WASHER, 1/2, GR8, ZN	28	
3	<b>1041221</b>	DECKING KIT	1	SEE PAGE 378
4	NUT3-C5000005Z0	NYLON LOCK NUT, 1/2-13, GR5, ZN	14	
5	HHCS-C500A505Z1	HEX HEAD CAP SCREW, 1/2-13 X 1 1/2 LEN, GR5, ZN, FULL THREAD	8	

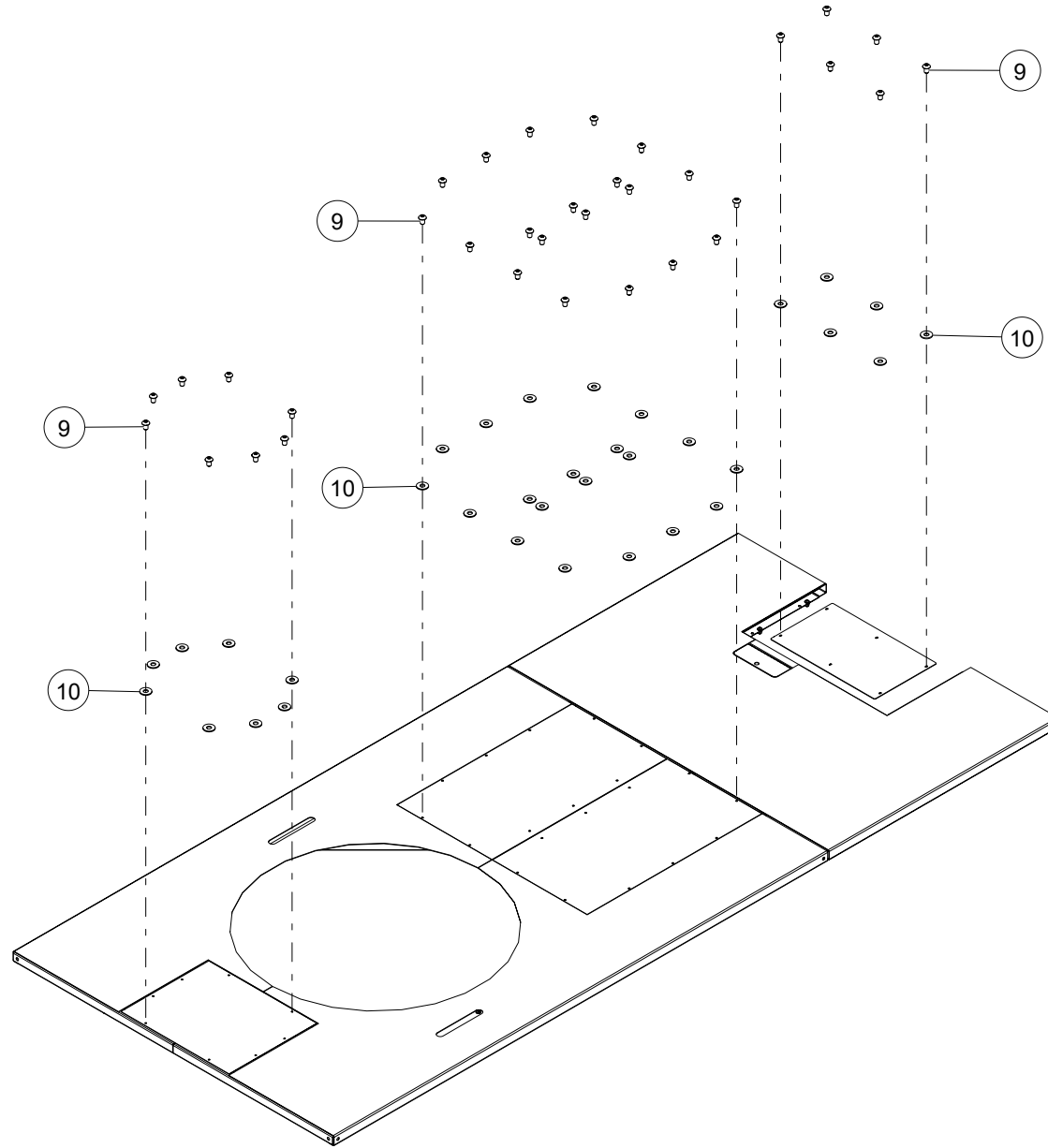
WHEN ORDERING PARTS, SPECIFY MODEL NUMBER, SERIAL NUMBER AND DESCRIPTION OF PARTS REQUIRED



WHEN ORDERING PARTS, SPECIFY MODEL NUMBER, SERIAL NUMBER AND DESCRIPTION OF PARTS REQUIRED

ITEM	PART NUMBER	DESCRIPTION	QUANTITY	NOTES
	<b>1041225</b>	<b>DECKING INSTALLATION</b>		
6	HHCS-C375A258Z1	HEX HEAD CAP SCREW, 3/8-16 X 1 1/4 LEN, GR8, ZN, FULL THREAD	16	
7	WSH1-X3750008Z0	WASHER, 3/8, RAW, SS	32	
8	NUT3-C3750005Z0	NYLON LOCK NUT, 3/8-16, GR5, ZN	16	

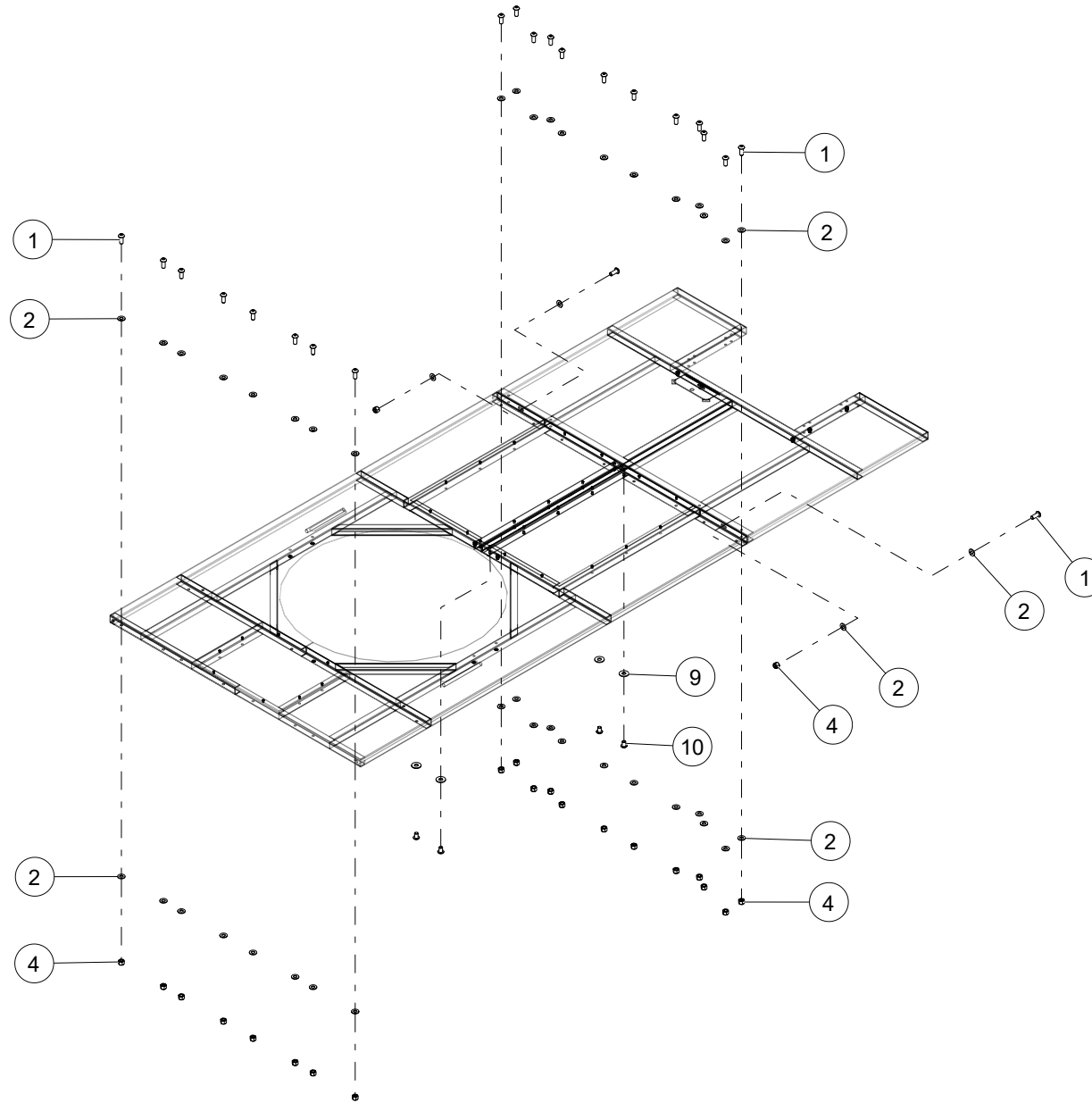
WHEN ORDERING PARTS, SPECIFY MODEL NUMBER, SERIAL NUMBER AND DESCRIPTION OF PARTS REQUIRED



WHEN ORDERING PARTS, SPECIFY MODEL NUMBER, SERIAL NUMBER AND DESCRIPTION OF PARTS REQUIRED

ITEM	PART NUMBER	DESCRIPTION	QUANTITY	NOTES
	<b>1041225</b>	<b>DECKING INSTALLATION</b>		
9	SH03-C500750BB0	SHCS BUTTON HEAD, 1/2-13 X 3/4 LEN, BO	34	
10	WSH3-X5000008Z0	FENDER WASHER, 5/16, RAW, SS	34	

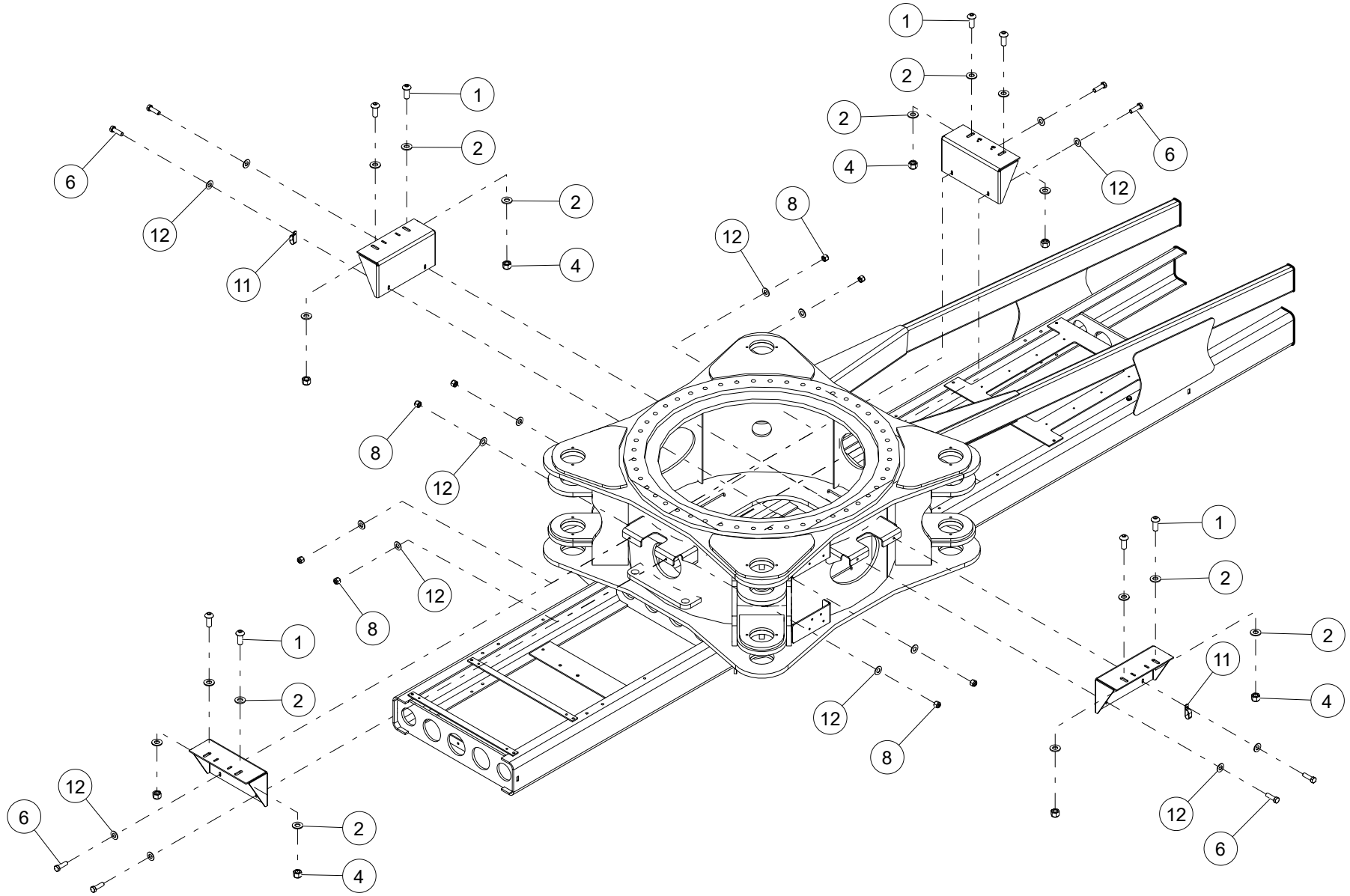
WHEN ORDERING PARTS, SPECIFY MODEL NUMBER, SERIAL NUMBER AND DESCRIPTION OF PARTS REQUIRED



WHEN ORDERING PARTS, SPECIFY MODEL NUMBER, SERIAL NUMBER AND DESCRIPTION OF PARTS REQUIRED

ITEM	PART NUMBER	DESCRIPTION	QUANTITY	NOTES
	<b>1041225</b>	<b>DECKING INSTALLATION</b>		
1	SH03-C500A25BB0	SHCS BUTTON HEAD, 1/2-13 X 1 1/4 LEN, BO	22	
2	WSH1-X5000008Z0	WASHER, 1/2, GR8, ZN	44	
4	NUT3-C5000005Z0	NYLON LOCK NUT, 1/2-13, GR5, ZN	22	
9	SH03-C500750BB0	SHCS BUTTON HEAD, 1/2-13 X 3/4 LEN, BO	4	
10	WSH3-X5000008Z0	FENDER WASHER, 5/16, RAW, SS	4	

WHEN ORDERING PARTS, SPECIFY MODEL NUMBER, SERIAL NUMBER AND DESCRIPTION OF PARTS REQUIRED

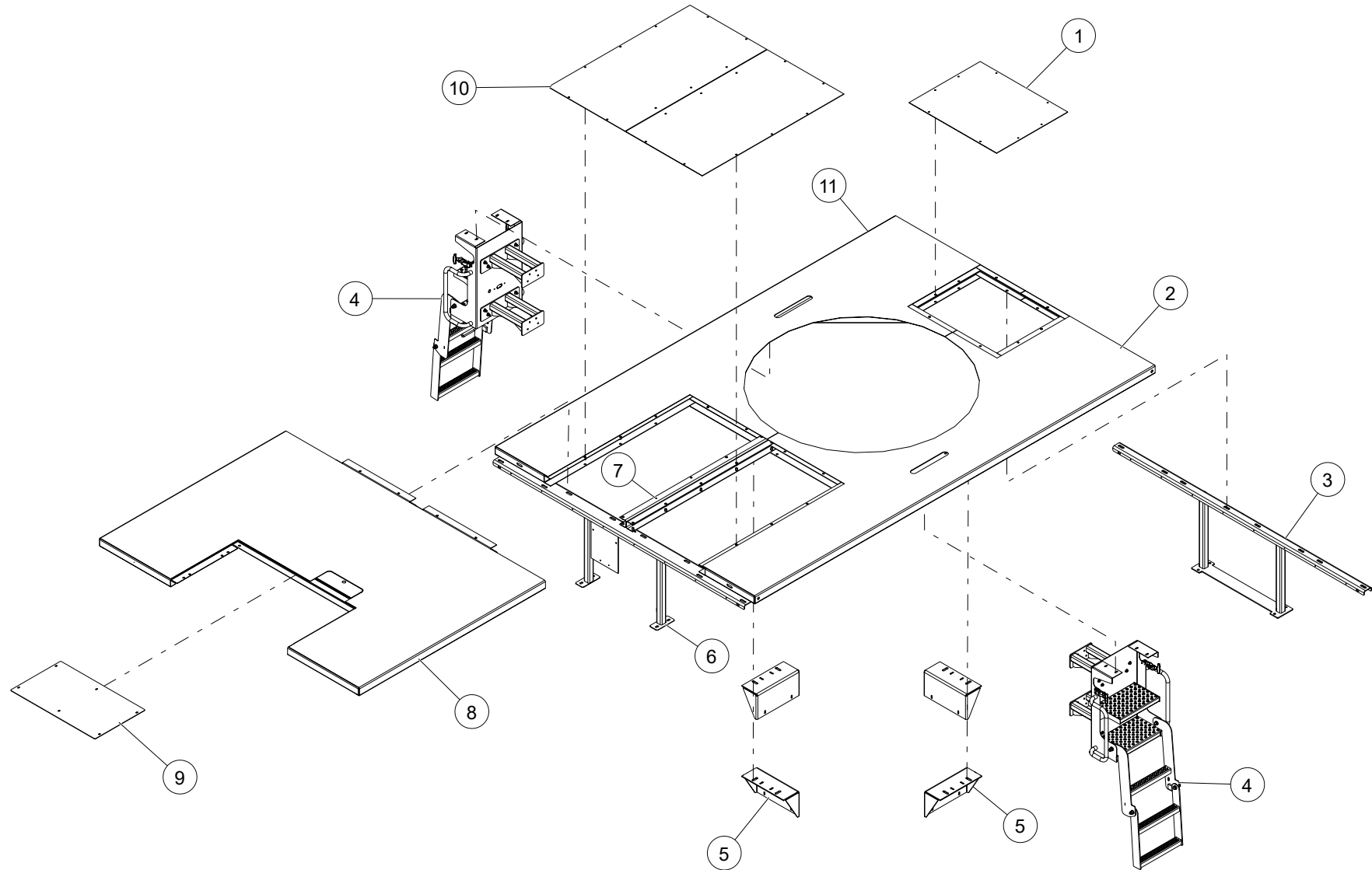


WHEN ORDERING PARTS, SPECIFY MODEL NUMBER, SERIAL NUMBER AND DESCRIPTION OF PARTS REQUIRED

ITEM	PART NUMBER	DESCRIPTION	QUANTITY	NOTES
	<b>1041225</b>	<b>DECKING INSTALLATION</b>		
1	SH03-C500A25BB0	SHCS BUTTON HEAD, 1/2-13 X 1 1/4 LEN, BO	8	
2	WSH1-X5000008Z0	WASHER, 1/2, GR8, ZN	16	
4	NUT3-C5000005Z0	NYLON LOCK NUT, 1/2-13, GR5, ZN	8	
6	HHCS-C375A258Z1	HEX HEAD CAP SCREW, 3/8-16 X 1 1/4 LEN, GR8, ZN, FULL THREAD	8	
8	NUT3-C3750005Z0	NYLON LOCK NUT, 3/8-16, GR5, ZN	8	
11	200B2007-58	CLAMP-MEDIUM DUTY	2	
12	WSH1-X4380008Z0	WASHER, 7/16, GR8, ZN	16	

WHEN ORDERING PARTS, SPECIFY MODEL NUMBER, SERIAL NUMBER AND DESCRIPTION OF PARTS REQUIRED

# DECKING KIT

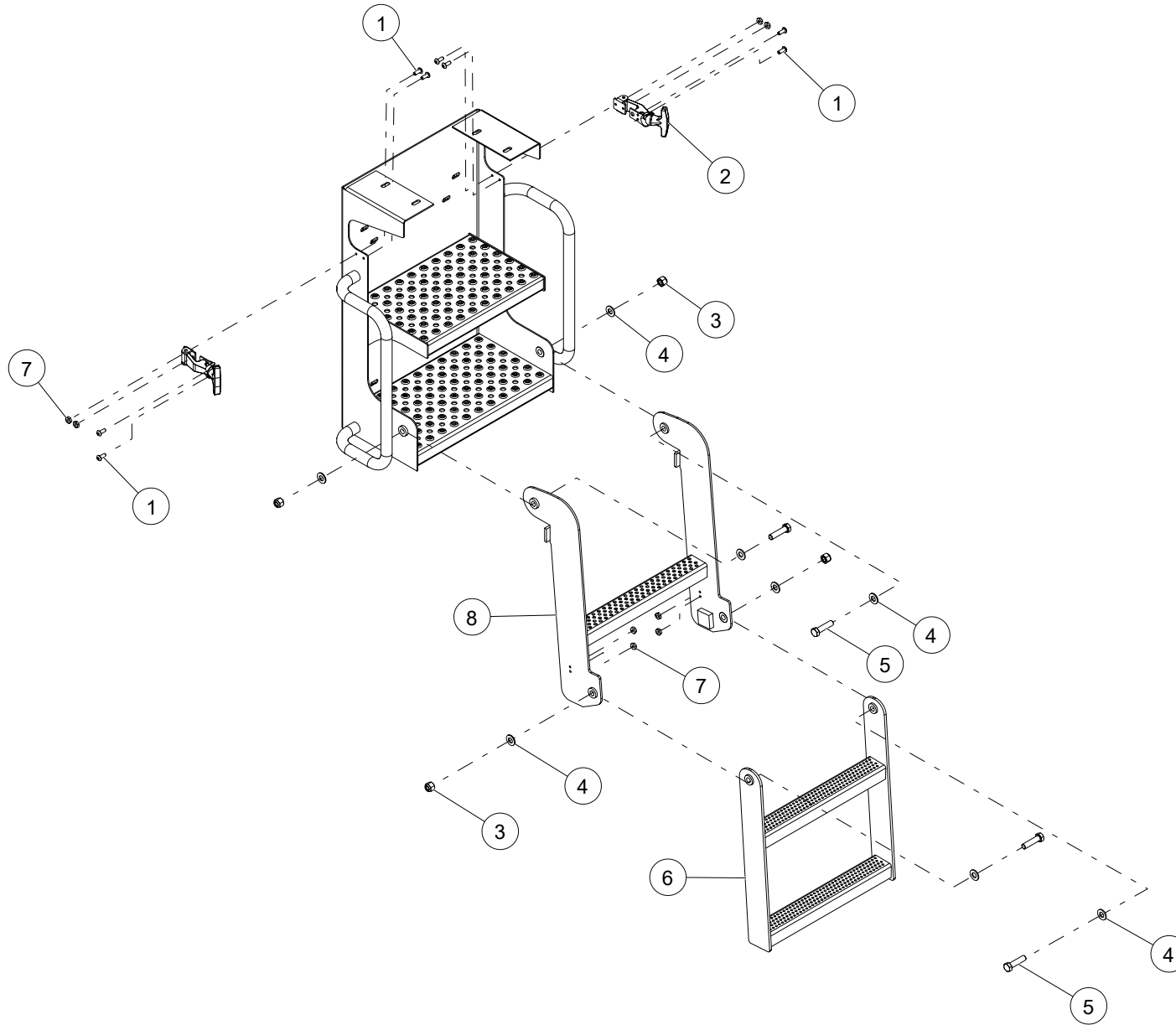


WHEN ORDERING PARTS, SPECIFY MODEL NUMBER, SERIAL NUMBER AND DESCRIPTION OF PARTS REQUIRED

## DECKING KIT

ITEM	PART NUMBER	DESCRIPTION	QUANTITY	NOTES
	<b>1041221</b>	<b>DECKING KIT</b>		
1	T133405	COVER ASSY - XO80	1	
2	T133391	PANEL ASSY, LH	1	
3	T137385	MOUNT ASSY, REAR	1	
4	<b>1033329</b>	LADDER ASSEMBLY	2	SEE PAGE 380
5	T131901	PLATE	4	
6	T137388	DECK WELDMENT, MOUNT - XO80	1	
7	T134645	CHANNEL, DECKING SUPPORT	2	
8	T133400	PANEL ASSY, FRONT	1	
9	T140612	PANEL ASSY, COVER-CTWT	1	
10	T132209	PANEL ASSEMBLY, COVER - FR CYL - XO80	2	
11	T133393	PANEL ASSY, RH	1	

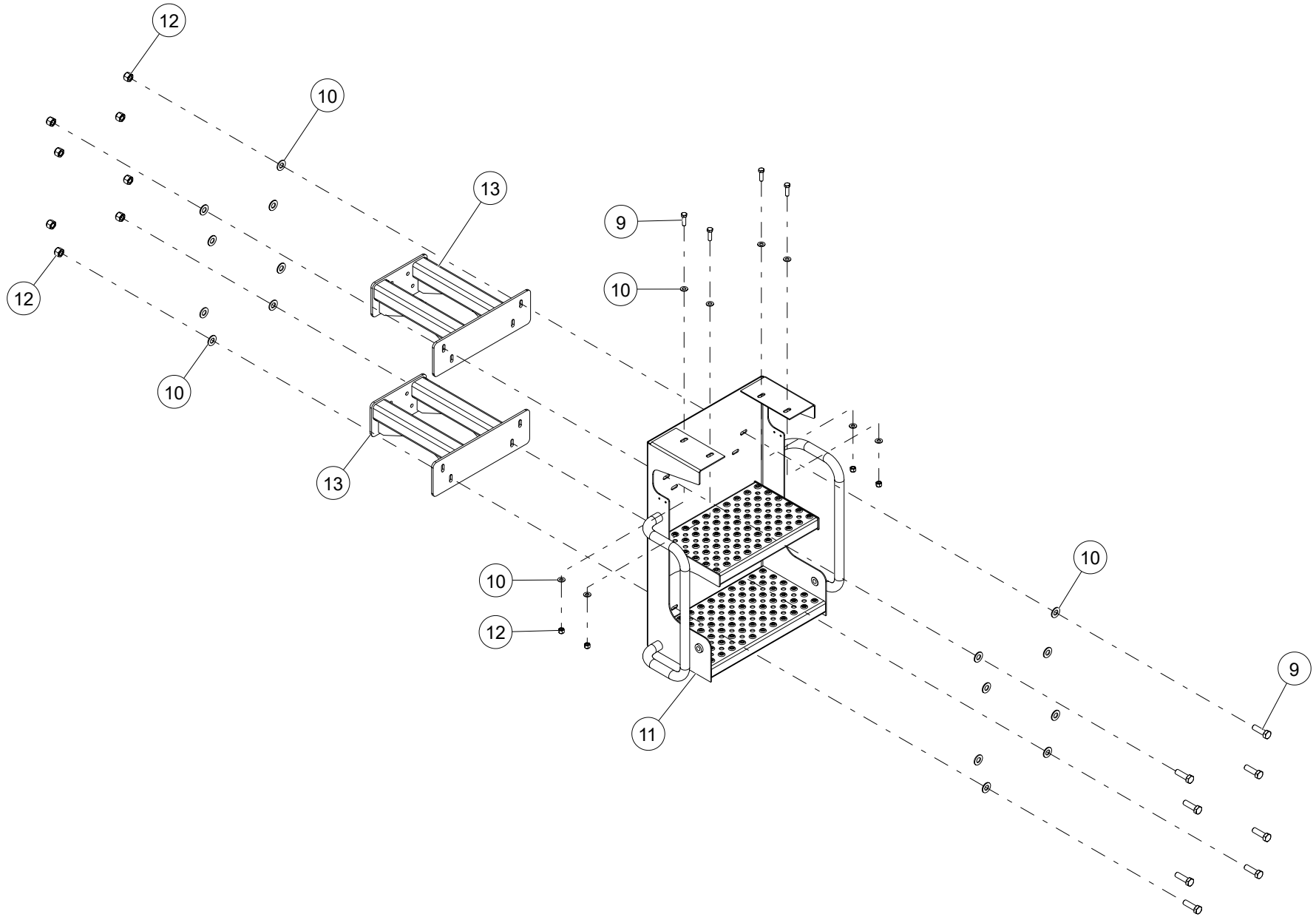
WHEN ORDERING PARTS, SPECIFY MODEL NUMBER, SERIAL NUMBER AND DESCRIPTION OF PARTS REQUIRED



WHEN ORDERING PARTS, SPECIFY MODEL NUMBER, SERIAL NUMBER AND DESCRIPTION OF PARTS REQUIRED

ITEM	PART NUMBER	DESCRIPTION	QUANTITY	NOTES
	<b>1033329</b>	<b>LADDER ASSEMBLY</b>		
1	SH03-C190500BB0	SHCS BUTTON HEAD, 10-24 X 1/2 LEN, BO	8	
2	T117679	LATCH	2	
3	NUT3-C5000005Z0	NYLON LOCK NUT, 1/2-13, GR5, ZN	4	
4	WSH1-X5000008Z0	WASHER, 1/2, GR8, ZN	8	
5	HHCS-C500B005R0	HEX HEAD CAP SCREW, 1/2-13 X 2 LEN, GR5, NF	4	
6	T135120	LOWER STEP ASSY, LADDER	1	
7	N23-190C000-20	NUT, HEX, MACH 10-24, ST SQC	8	
8	T134365	LOWER LADDER ASSEMBLY	1	

WHEN ORDERING PARTS, SPECIFY MODEL NUMBER, SERIAL NUMBER AND DESCRIPTION OF PARTS REQUIRED



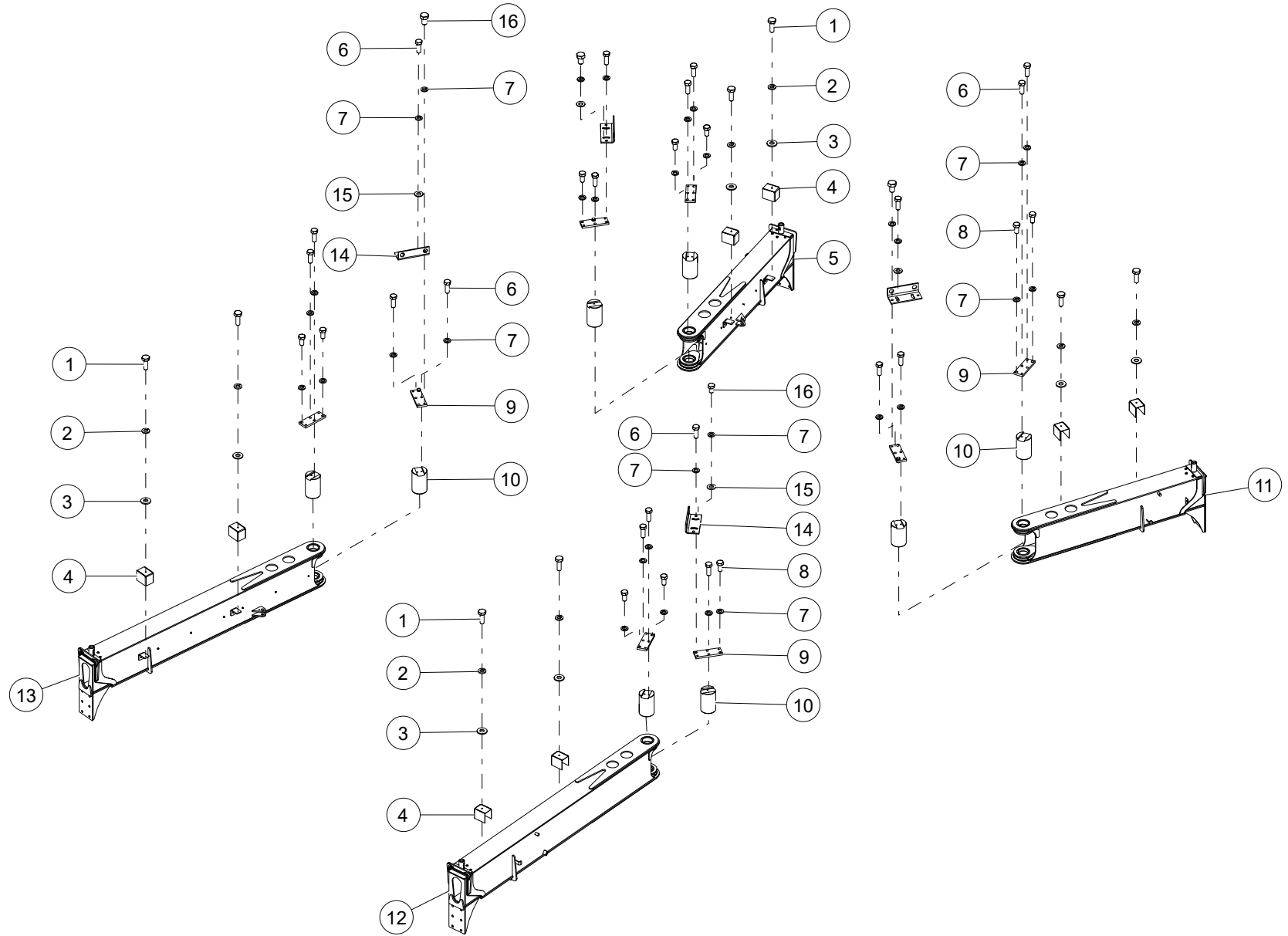
WHEN ORDERING PARTS, SPECIFY MODEL NUMBER, SERIAL NUMBER AND DESCRIPTION OF PARTS REQUIRED

ITEM	PART NUMBER	DESCRIPTION	QUANTITY	NOTES
	<b>1033329</b>	<b>LADDER ASSEMBLY</b>		
9	HHCS-C375A255Z0	HEX HEAD CAP SCREW, 3/8-16 X 1 1/4 LEN, GR5, ZN	12	
10	WSH1-X3750008Z0	WASHER, 3/8, GR8, ZN	24	
11	1033330	UPPER LADDER ASSEMBLY	1	
12	NUT3-C3750005Z0	NYLON LOCK NUT, 3/8-16, GR5, ZN	12	
13	T133344	LADDER SUPPORT, UPPER	2	

WHEN ORDERING PARTS, SPECIFY MODEL NUMBER, SERIAL NUMBER AND DESCRIPTION OF PARTS REQUIRED

**PAGE INTENTIONALLY LEFT BLANK**

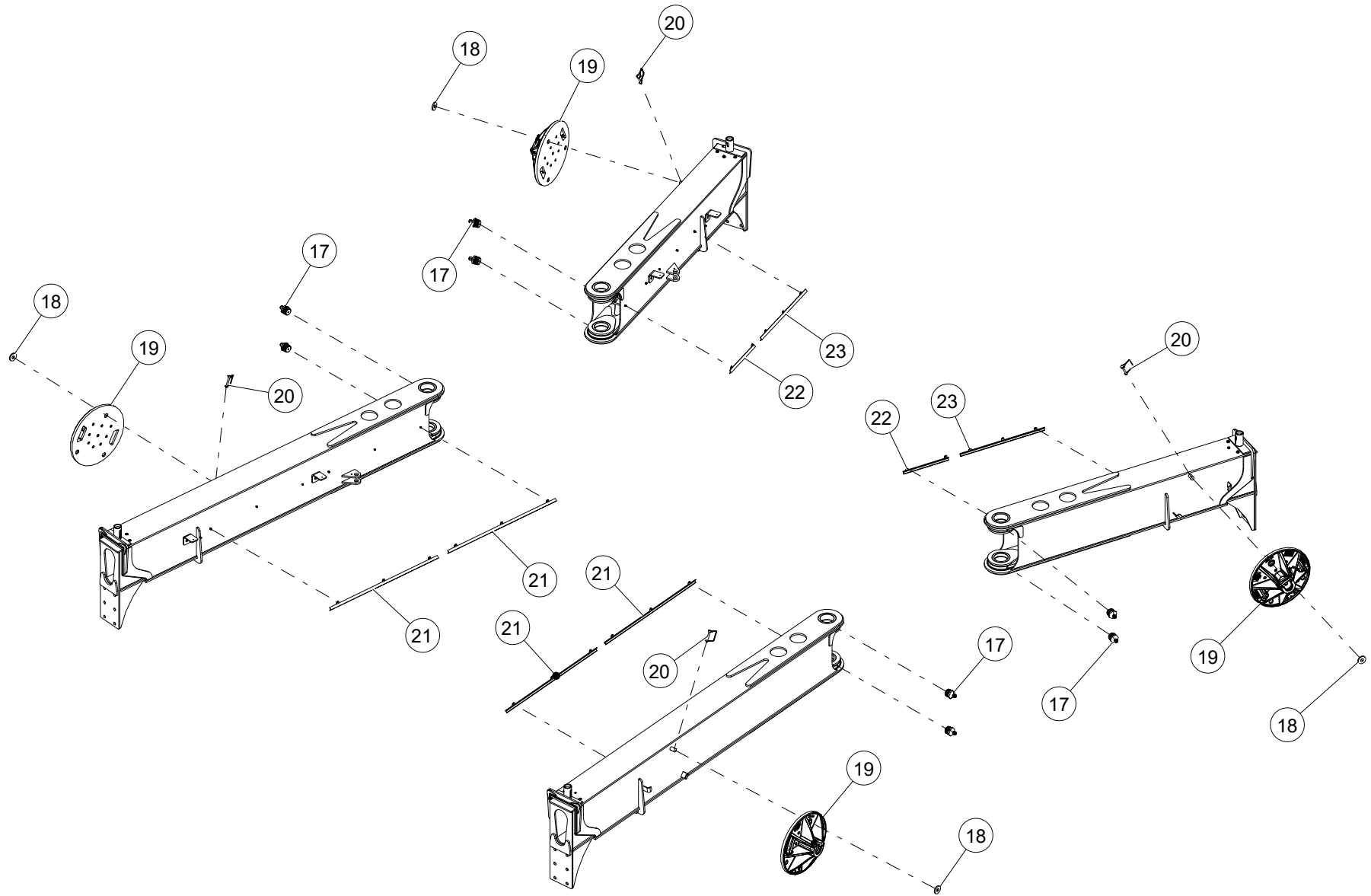
# **OUTRIGGERS**



WHEN ORDERING PARTS, SPECIFY MODEL NUMBER, SERIAL NUMBER AND DESCRIPTION OF PARTS REQUIRED

ITEM	PART NUMBER	DESCRIPTION	QUANTITY	NOTES
	<b>1035550</b>	<b>OUTRIGGER INSTALLATION</b>		
1	HHCS-C2507508Z0	HEX HEAD CAP SCREW, 1/4-20 X 3/4 LEN, GR8, ZN	8	
2	WSH4-X2500008Z0	SPIRAL LOCK WASHER, 1/4, GR8, ZN	8	
3	WSH2-X2500008Z0	SAE WASHER, 1/4, GR8, ZN	8	
4	T120495	POSITION SENSOR COVER	8	
5	<b>1035551</b>	OUTRIGGER ASSY, REAR RH	1	SEE PAGE 390
6	HHCS-C500A375Z0	HEX HEAD CAP SCREW, 1/2-13 X 1 3/8 LEN, GR5, ZN	20	
7	WSH4-X5000008Z0	SPIRAL LOCK WASHER, 1/2, GR8, ZN	36	
8	HHCS-C500A005Z0	HEX HEAD CAP SCREW, 1/2-13 X 1 LEN, GR5, ZN	12	
9	T130864	PLATE	8	
10	1044729	PIN, 5 INCH DIAMETER	8	
11	<b>1035547</b>	OUTRIGGER ASSEMBLY, REAR LH	1	SEE PAGE 392
12	<b>1044740</b>	OUTRIGGER ASSY, FRONT LH	1	SEE PAGE 394
13	<b>1036899</b>	OUTRIGGER ASSY, FRONT RH	1	SEE PAGE 396
14	T118684	BRACKET, SENSOR MOUNT	4	
15	WSH1-X5000008Z0	WASHER, 1/2, GR8, ZN	4	
16	HHCS-C5007505Z0	HEX HEAD CAP SCREW, 1/2-13 X 3/4 LEN, GR5, ZN	4	

WHEN ORDERING PARTS, SPECIFY MODEL NUMBER, SERIAL NUMBER AND DESCRIPTION OF PARTS REQUIRED

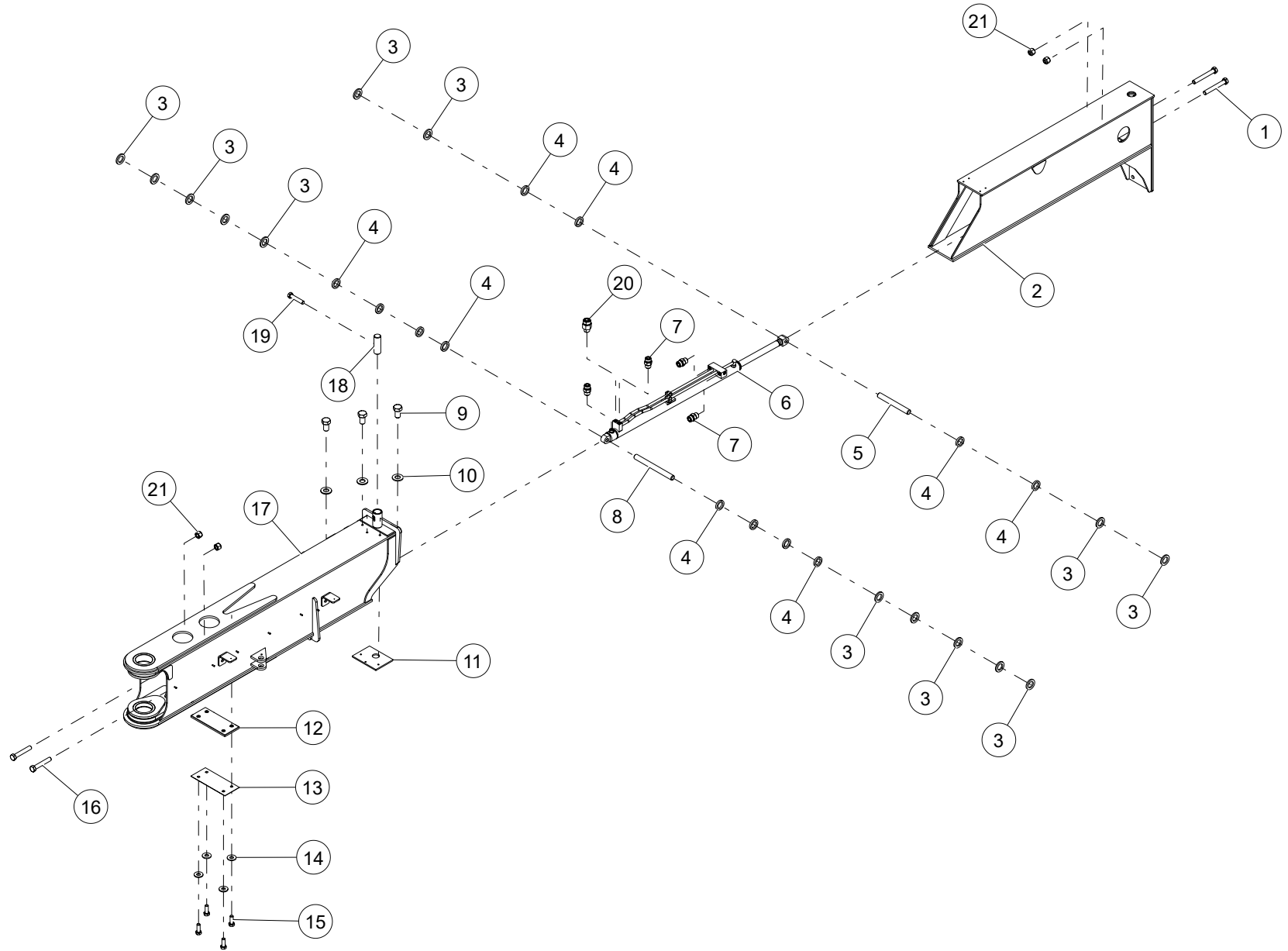


WHEN ORDERING PARTS, SPECIFY MODEL NUMBER, SERIAL NUMBER AND DESCRIPTION OF PARTS REQUIRED

ITEM	PART NUMBER	DESCRIPTION	QUANTITY	NOTES
	<b>1035550</b>	<b>OUTRIGGER INSTALLATION</b>		
17	1044764	GREESE ZERK, 1/4 NPT STRAIGHT	8	
18	18Z2279-D3	RUBBER WASHER	4	
19	1033975	OUTRIGGER PAD, 24" SAUBER 2424-LKA	4	
20	19Z286-D2	PIN (SNAPPER)	4	
21	C1050623	WIRE COVER	4	
22	C1050356	WIRE COVER	2	
23	C1050330	WIRE COVER	2	

WHEN ORDERING PARTS, SPECIFY MODEL NUMBER, SERIAL NUMBER AND DESCRIPTION OF PARTS REQUIRED

# OUTRIGGER ASSEMBLY, REAR RH



WHEN ORDERING PARTS, SPECIFY MODEL NUMBER, SERIAL NUMBER AND DESCRIPTION OF PARTS REQUIRED

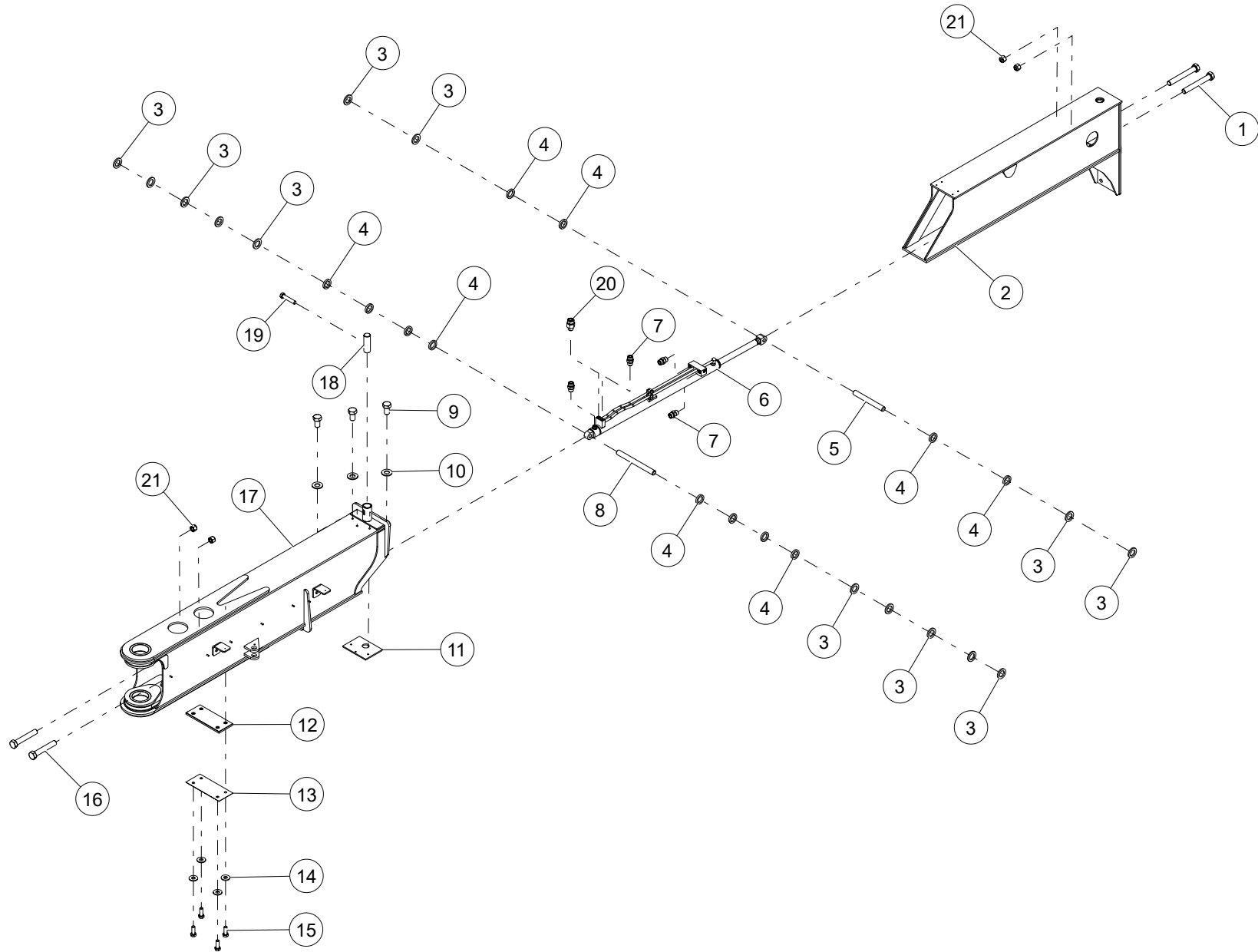
## OUTRIGGER ASSEMBLY, REAR RH

ITEM	PART NUMBER	DESCRIPTION	QUANTITY	NOTES
	<b>1035551</b>	<b>OUTRIGGER ASSEMBLY, REAR RH</b>		
1	HHCS-C375B755Z0	HEX HEAD CAP SCREW, 3/8-16 X 2 3/4 LEN, GR5, ZN	2	
2	T132626	BEAM WELDMENT, REAR SECONDARY	1	
3	1209-107	WASHER	14	
4	706-8973	SPACER	12	
5	T113714	PIN, 1.00 X 8.38	1	
6	C1052888	OUTRIGGER BEAM CYLINDER REAR	1	
7	1010076	ADAPTER,MOFS-8/MORB-8	4	
8	T113713	PIN, 1.00 X 10.38	1	
9	HHCS-C5008758Z0	HEX HEAD CAP SCREW, 1/2-13 X 7/8 LEN, GR8, ZN	3	
10	WSH2-X5000008Z0	SAE WASHER, 1/2, GR8, ZN	3	
11	T116744	PLATE, SPACER	1	
12	T117939	WEAR PAD, 9.375 X 4.00 X .375	1	
13	T126301	SPACER, OUTRIGGER	1	
14	WSH3-X3130008Z0	FENDER WASHER, 5/16, GR8, ZN	4	
15	HHCS-C3138755Z0	HEX HEAD CAP SCREW, 5/16-18 X 7/8 LEN, GR5, ZN	4	
16	HHCS-C375B255Z0	HEX HEAD CAP SCREW, 3/8-16 X 2 1/4 LEN, GR5, ZN	2	
17	1035534	OUTRIGGER WELDMENT, REAR RH PRIMARY	1	
18	T116348	LOCK ROD	1	
19	HHCS-C500B505Z0	HEX HEAD CAP SCREW, 1/2-13 X 2 1/2 LEN, GR5, ZN	1	
20	1010080	ADAPTER, MOFS-10/MORB-8	1	
21	NUT3-C3750005Z0	NYLON LOCK NUT, 3/8-16, GR5, ZN	4	
22*	1025512	HOSE, -8, FOFS-8SW/ FOFS-8SW, 131.5	2	

\* ITEM NOT SHOWN IN THE ILLUSTRATION

WHEN ORDERING PARTS, SPECIFY MODEL NUMBER, SERIAL NUMBER AND DESCRIPTION OF PARTS REQUIRED

# OUTRIGGER ASSEMBLY, REAR LH



WHEN ORDERING PARTS, SPECIFY MODEL NUMBER, SERIAL NUMBER AND DESCRIPTION OF PARTS REQUIRED

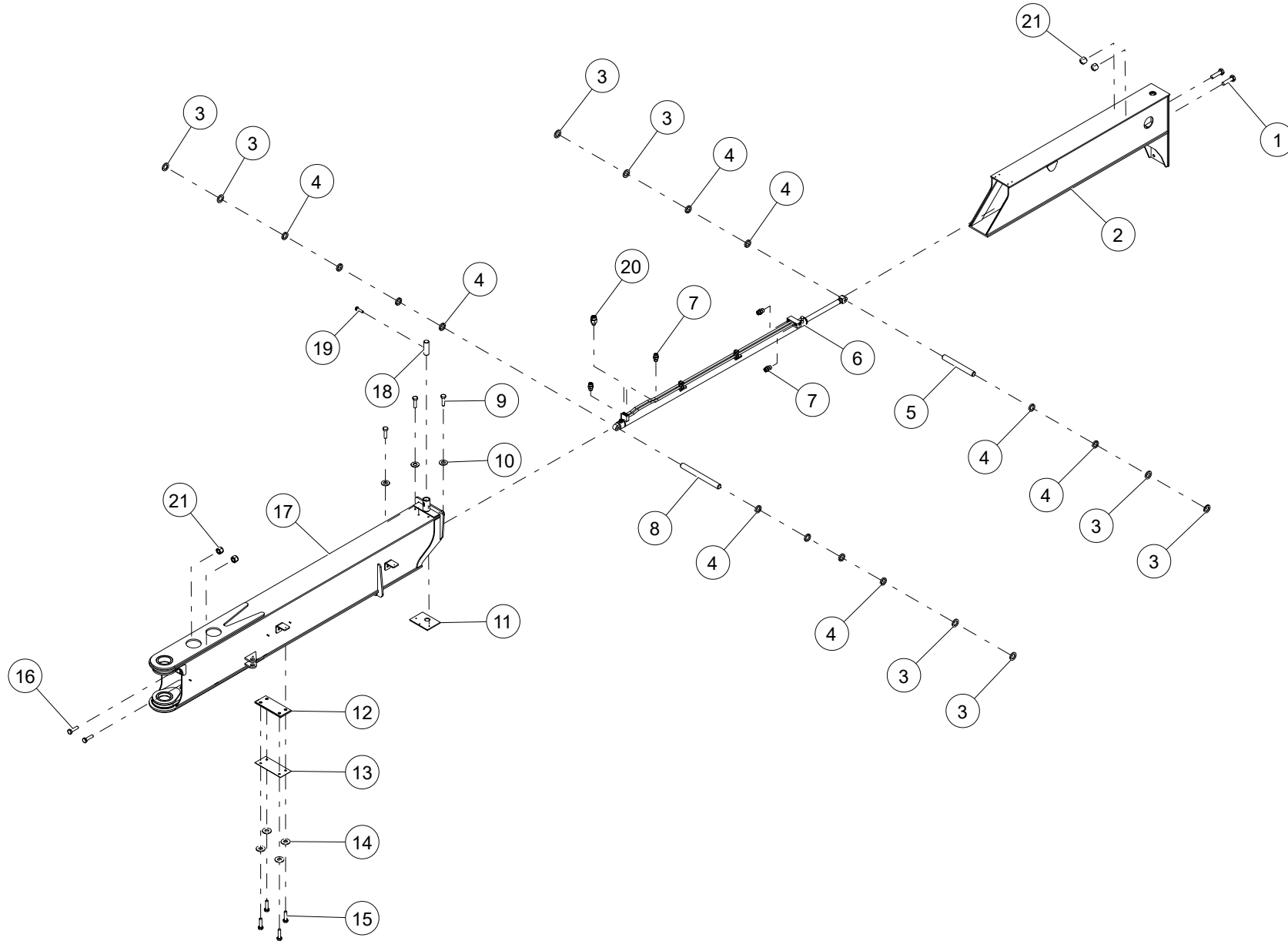
## OUTRIGGER ASSEMBLY, REAR LH

ITEM	PART NUMBER	DESCRIPTION	QUANTITY	NOTES
	<b>1035547</b>	<b>OUTRIGGER ASSEMBLY, REAR LH</b>		
1	HHCS-C375B755Z0	HEX HEAD CAP SCREW, 3/8-16 X 2 3/4 LEN, GR5, ZN	2	
2	T132626	BEAM WELDMENT, REAR SECONDARY	1	
3	1209-107	WASHER	14	
4	706-8973	SPACER	12	
5	T113714	PIN, 1.00 X 8.38	1	
6	C1052888	OUTRIGGER BEAM CYLINDER REAR	1	
7	1010076	ADAPTER,MOFS-8/MORB-8	4	
8	T113713	PIN, 1.00 X 10.38	1	
9	HHCS-C5008758Z0	HEX HEAD CAP SCREW, 1/2-13 X 7/8 LEN, GR8, ZN	3	
10	WSH2-X5000008Z0	SAE WASHER, 1/2, GR8, ZN	3	
11	T116744	PLATE, SPACER	1	
12	T117939	WEAR PAD, 9.375 X 4.00 X .375	1	
13	T126301	SPACER, OUTRIGGER	1	
14	WSH3-X3130008Z0	FENDER WASHER, 5/16, GR8, ZN	4	
15	HHCS-C3138755Z0	HEX HEAD CAP SCREW, 5/16-18 X 7/8 LEN, GR5, ZN	4	
16	HHCS-C375B255Z0	HEX HEAD CAP SCREW, 3/8-16 X 2 1/4 LEN, GR5, ZN	2	
17	1035535	OUTRIGGER WELDMENT, REAR RH PRIMARY	1	
18	T116348	LOCK ROD	1	
19	HHCS-C500B505Z0	HEX HEAD CAP SCREW, 1/2-13 X 2 1/2 LEN, GR5, ZN	1	
20	1010080	ADAPTER, MOFS-10/MORB-8	1	
21	NUT3-C3750005Z0	NYLON LOCK NUT, 3/8-16, GR5, ZN	4	
22*	1025512	HOSE, -8, FOFS-8SW/ FOFS-8SW, 131.5	2	

\* ITEM NOT SHOWN IN THE ILLUSTRATION

WHEN ORDERING PARTS, SPECIFY MODEL NUMBER, SERIAL NUMBER AND DESCRIPTION OF PARTS REQUIRED

# OUTRIGGER ASSY, FRONT LH



WHEN ORDERING PARTS, SPECIFY MODEL NUMBER, SERIAL NUMBER AND DESCRIPTION OF PARTS REQUIRED

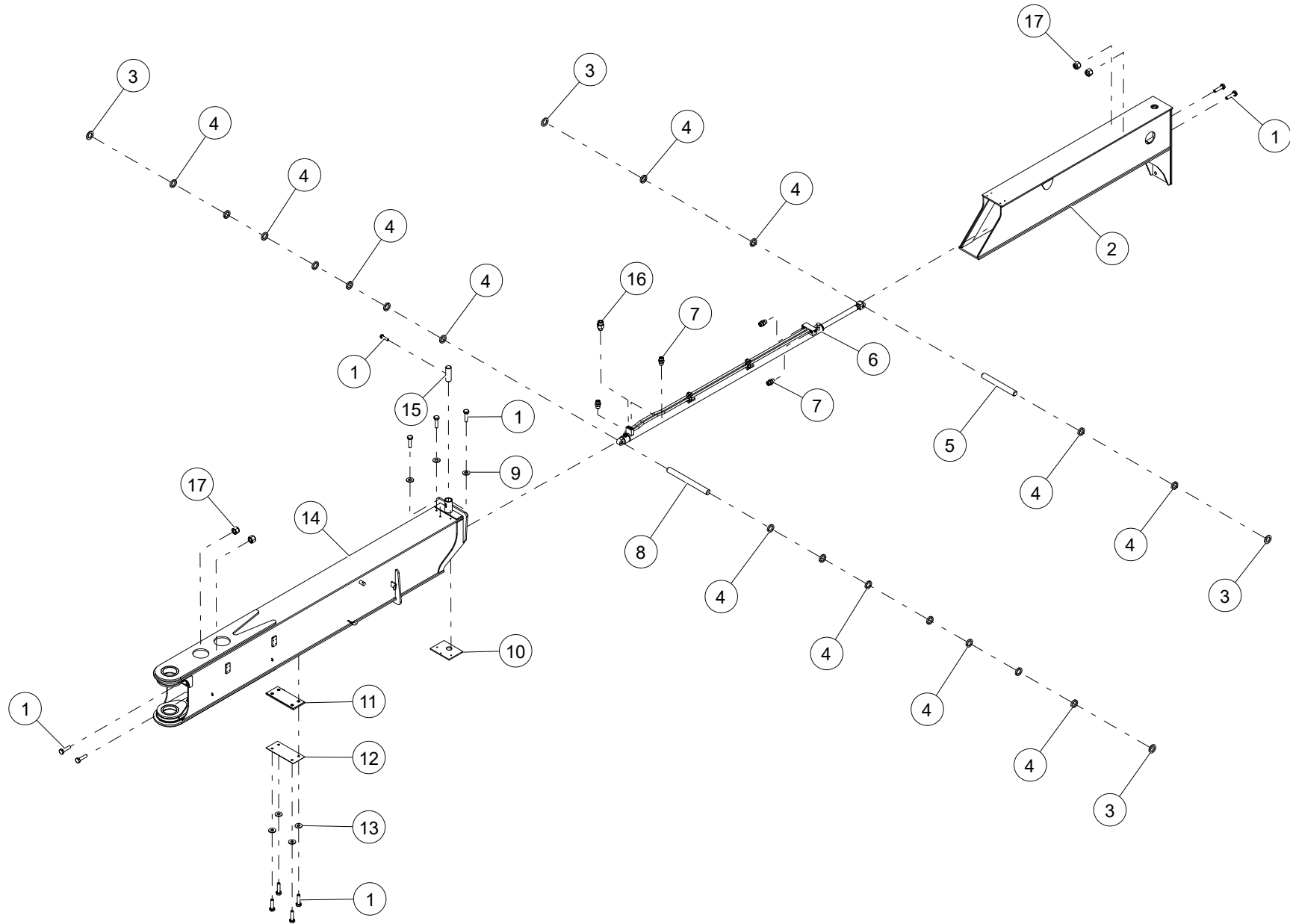
## OUTRIGGER ASSY, FRONT LH

ITEM	PART NUMBER	DESCRIPTION	QUANTITY	NOTES
	<b>1044740</b>	<b>OUTRIGGER ASSY, FRONT LH</b>		
1	HHCS-C375B255Z0	HEX HEAD CAP SCREW, 3/8-16 X 2 1/4 LEN, GR5, ZN	2	
2	T132862	BEAM WELDMENT, FRONT SECONDARY	1	
3	1209-107	WASHER	14	
4	706-8973	SPACER	12	
5	T113714	PIN, 1.00 X 8.38	1	
6	C1052887	OUTRIGGER BEAM CYLINDER FRONT	1	
7	1010076	ADAPTER,MOFS-8/MORB-8	4	
8	T113713	PIN, 1.00 X 10.38	1	
9	HHCS-C5008758Z0	HEX HEAD CAP SCREW, 1/2-13 X 7/8 LEN, GR8, ZN	3	
10	WSH2-X5000008Z0	SAE WASHER, 1/2, GR8, ZN	3	
11	T116744	PLATE, SPACER	1	
12	T117939	WEAR PAD, 9.375 X 4.00 X .375	1	
13	T126301	SPACER, OUTRIGGER	1	
14	WSH3-X3130008Z0	FENDER WASHER, 5/16, GR8, ZN	4	
15	HHCS-C3138755Z0	HEX HEAD CAP SCREW, 5/16-18 X 7/8 LEN, GR5, ZN	4	
16	HHCS-C375B755Z0	HEX HEAD CAP SCREW, 3/8-16 X 2 3/4 LEN, GR5, ZN	2	
17	1044741	OUTRIGGER WELDMENT, FRONT LH PRIMARY	1	
18	T116348	LOCK ROD	1	
19	HHCS-C500B505Z0	HEX HEAD CAP SCREW, 1/2-13 X 2 1/2 LEN, GR5, ZN	1	
20	1010080	ADAPTER, MOFS-10/MORB-8	1	
21	NUT3-C3750005Z0	NYLON LOCK NUT, 3/8-16, GR5, ZN	4	
22*	1025453	HOSE, -8, 3000, FOFS-8SW/ FOFS-8SW, 149.0	2	

\* ITEM NOT SHOWN IN THE ILLUSTRATION

WHEN ORDERING PARTS, SPECIFY MODEL NUMBER, SERIAL NUMBER AND DESCRIPTION OF PARTS REQUIRED

# OUTRIGGER ASSY, FRONT RH



WHEN ORDERING PARTS, SPECIFY MODEL NUMBER, SERIAL NUMBER AND DESCRIPTION OF PARTS REQUIRED

## OUTRIGGER ASSY, FRONT RH

ITEM	PART NUMBER	DESCRIPTION	QUANTITY	NOTES
	<b>1036899</b>	<b>OUTRIGGER ASSY, FRONT RH</b>		
1	HHCS-C250A008Z0	HEX HEAD CAP SCREW, 1/4-20 X 1 LEN, GR8, ZN	12	
2	T132862	BEAM WELDMENT, FRONT SECONDARY	1	
3	1209-107	WASHER	4	
4	706-8973	SPACER	18	
5	T113714	PIN, 1.00 X 8.38	1	
6	C1052887	OUTRIGGER BEAM CYLINDER FRONT	1	
7	1010076	ADAPTER,MOFS-8/MORB-8	4	
8	T113713	PIN, 1.00 X 10.38	1	
9	WSH2-X500000M07Z0	SAE WASHER, 1/2, ZINC	3	
10	T116744	PLATE, SPACER	1	
11	T117939	WEAR PAD, 9.375 X 4.00 X .375	1	
12	T126301	SPACER, OUTRIGGER	1	
13	WSH3-X313000M24Z0	FENDER WASHER, 5/16, ZINC	4	
14	1036898	OUTRIGGER WELDMENT, FRONT RH PRIMARY	1	
15	T116348	LOCK ROD	1	
16	1010080	ADAPTER, MOFS-10/MORB-8	1	
17	NUT3-C375000M06Z0	NYLON LOCK NUT, 3/8-16, GR8, ZINC	4	
18*	1025453	HOSE, -8, 3000, FOFS-8SW/ FOFS-8SW, 149.0	2	

\* ITEM NOT SHOWN IN THE ILLUSTRATION

WHEN ORDERING PARTS, SPECIFY MODEL NUMBER, SERIAL NUMBER AND DESCRIPTION OF PARTS REQUIRED

**PAGE INTENTIONALLY LEFT BLANK**

**ELECTRICAL**

**NOT ILLUSTRATED PAGE**

WHEN ORDERING PARTS, SPECIFY MODEL NUMBER, SERIAL NUMBER AND DESCRIPTION OF PARTS REQUIRED

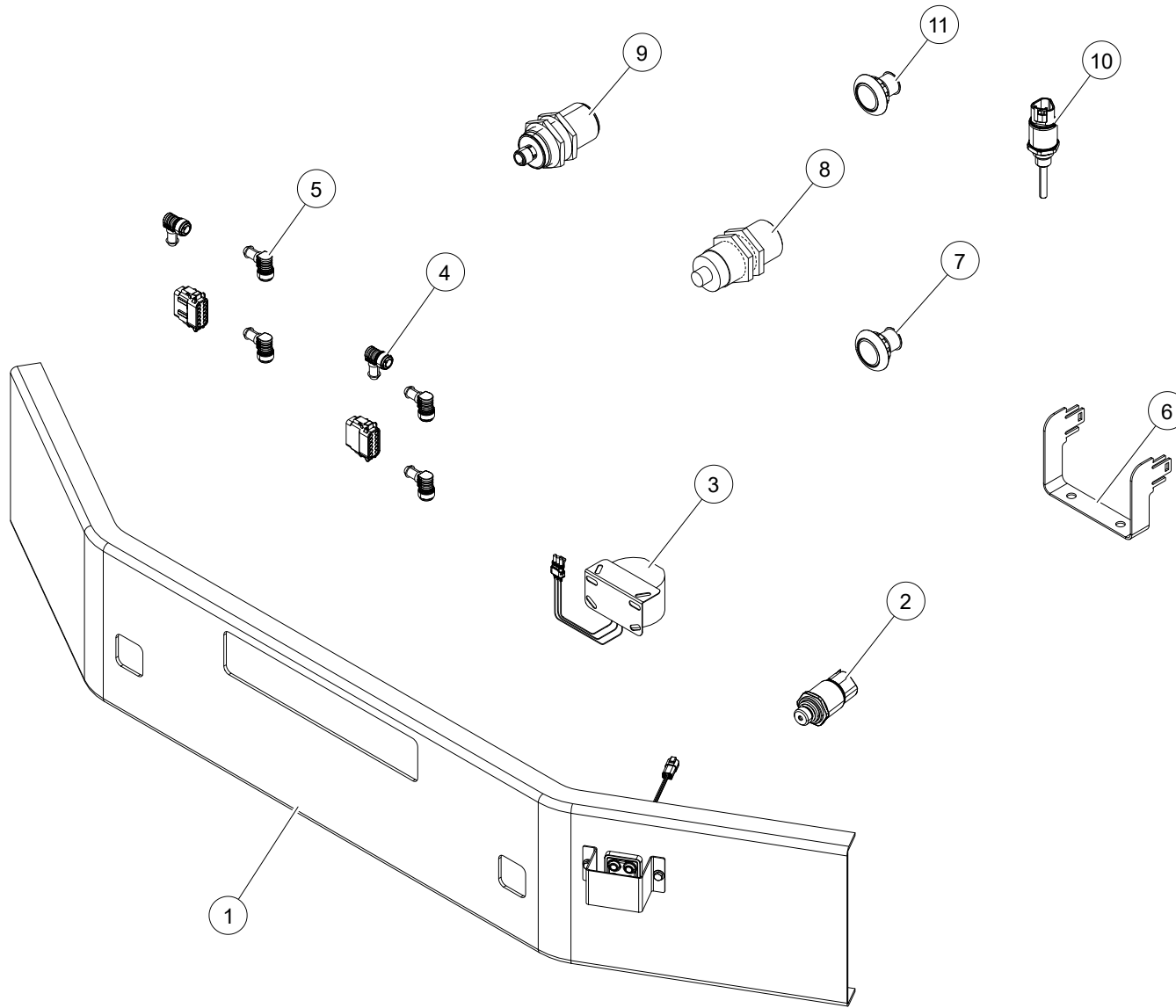
---

## UPPER ELECTRICAL ASSEMBLY

ITEM	PART NUMBER	DESCRIPTION	QUANTITY	NOTES
	<b>1027131</b>	<b>UPPER ELECTRICAL ASSEMBLY</b>		
1	1008365	SENSOR, HYDRAULIC PRESSURE 500 PSI	1	
2	1008366	SENSOR, HYDRAULIC PRESSURE 6000 PSI	3	
3	1036583	QUAD SENSOR FOR WAD	1	
4	1039809	X_OVER UPPER HARNESS	1	
5	1223-1013	SWITCH, COUNTERWEIGHT	1	
6	1223-387	HORN 12 VOLT FANFARE	1	
7	1223-770	LIGHT, TRIPLE IDENT, RED	1	
8	200B2007-13	CLAMP, SUPPORT	2	
9	N04-312C000-25	NUT, HEX 0.3125-18, ST SQC G5	3	
10	NYL-190C000-22	NUT, HEX NYL-INS 10-24,ST SQC G2	2	
11	NYL-312C000-25	NUT,HEX NYL-INS 0.312-18,ST SQC G5	3	
12	S01-312CA00-25	SCR, HHCS 0.3125-18X1.00,ST SQC G5	3	
13	SL5-190CA50-20	SCR, CREC RND MS 10-24X1.50,ST SQC	2	
14	SMF-12DM020-E8	SCR, HHCS M12-1.75X20 FT, S-S 18-8	2	
15	T106055	CABLE TIE,STUD MOUNT, 1/4-20	2	
16	T133342	BRACKET, CWT SWITCH	1	
17	T150852	BRACKET, BULKHEAD	1	
18	WAN-31NX000-20	WSH, FL TYPA-NRW 0.3125, ST SQC	6	
19	WAR-190X000-22	WSH, FL TYPA-REG 10, ST SQC G2	4	
20	WBR-31RX875-20	WSH, FL TYPB-REG 0.3125, ST SQC	3	
21	WMF-012X000-E8	WSH, FLAT M12 DIN125, S-S 18-8	2	

WHEN ORDERING PARTS, SPECIFY MODEL NUMBER, SERIAL NUMBER AND DESCRIPTION OF PARTS REQUIRED

# LOWER ELECTRICAL ASSEMBLY



WHEN ORDERING PARTS, SPECIFY MODEL NUMBER, SERIAL NUMBER AND DESCRIPTION OF PARTS REQUIRED

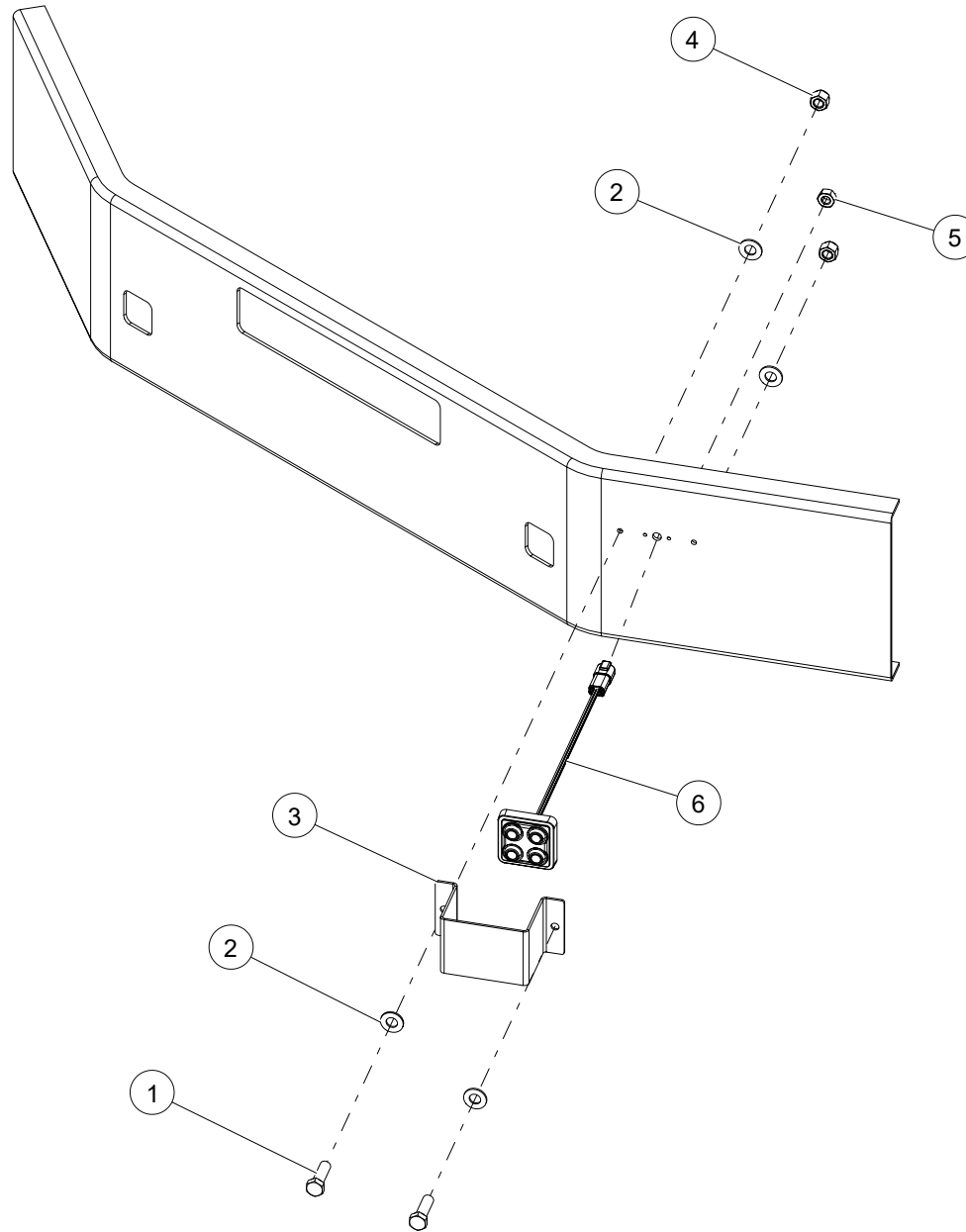
## LOWER ELECTRICAL ASSEMBLY

ITEM	PART NUMBER	DESCRIPTION	QUANTITY	NOTES
	<b>1027167</b>	<b>LOWER ELECTRICAL ASSEMBLY</b>		
1	1038629	FRONT BUMPER KEYPAD & COVER INSTALL	1	SEE PAGE 404
2	1008366	SENSOR, PRESSURE 6000 PSI, -6 ORB, 3 PIN DEUTSCH	2	
3	714A1432	ALARM, BACKUP/OR	1	
4	T133823	HARNESS, FRONT O/R SENSOR	2	
5	T133237	HARNESS, REAR O/R SENSOR	2	
6	T113654	BRACKET, FUSE	1	
7	T165471	12V 3/4" AMBER SIDE MARKER LIGHT	4	
8	T120217	PROXIMITY SWITCH	4	
9	T118879	SENSOR, INDUCTIVE	8	
10	1008353	TEMP SENSOR 1.5" PROBE	1	
11	T165470	12V 3/4" RED SIDE MARKER LIGHT	2	
12*	1039807	CROSSOVER LOWER HARNESS	1	
13*	1034145	CROSSOVER TAIL LIGHT HARNESS	1	

\* ITEM NOT SHOWN IN THE ILLUSTRATION

WHEN ORDERING PARTS, SPECIFY MODEL NUMBER, SERIAL NUMBER AND DESCRIPTION OF PARTS REQUIRED

## FRONT BUMPER KEYPAD AND COVER INSTALLATION



WHEN ORDERING PARTS, SPECIFY MODEL NUMBER, SERIAL NUMBER AND DESCRIPTION OF PARTS REQUIRED

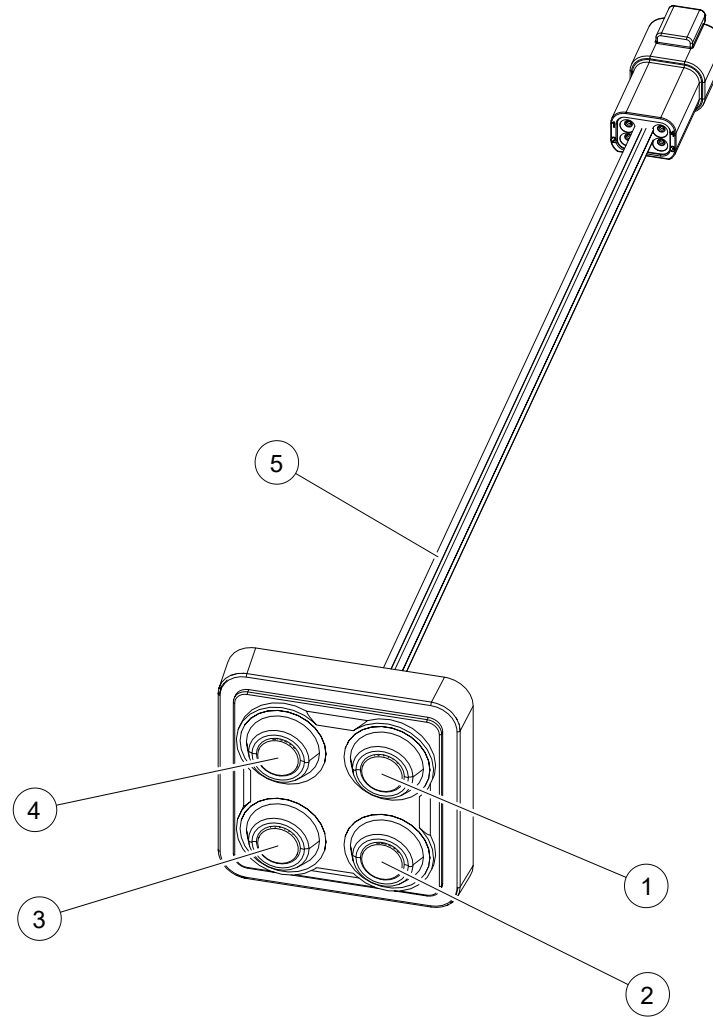
## FRONT BUMPER KEYPAD AND COVER INSTALLATION

ITEM	PART NUMBER	DESCRIPTION	QUANTITY	NOTES
	<b>1038629</b>	<b>FRONT BUMPER KEYPAD AND COVER INSTALLATION</b>		
1	HHCS-C375A252Z0	HEAD CAP SCREW, 3/8-16 X 1 1/4 LEN, GR2, ZN	2	
2	WSH1-X3750002Z0	WASHER, 3/8, GR2, ZN	4	
3	1038611	COVER, FRONT BUMPER KEYPAD	1	
4	NUT3-C3750002Z0	NYLON LOCK NUT, 3/8-16, GR2, ZN	2	
5	NUT1-M508000PZ0	HEX NUT, M5-0.8, SS	2	
6	<b>1027056</b>	KEYPAD, 2X2	1	SEE PAGE 406

WHEN ORDERING PARTS, SPECIFY MODEL NUMBER, SERIAL NUMBER AND DESCRIPTION OF PARTS REQUIRED

# KEYPAD, 2X2

---



---

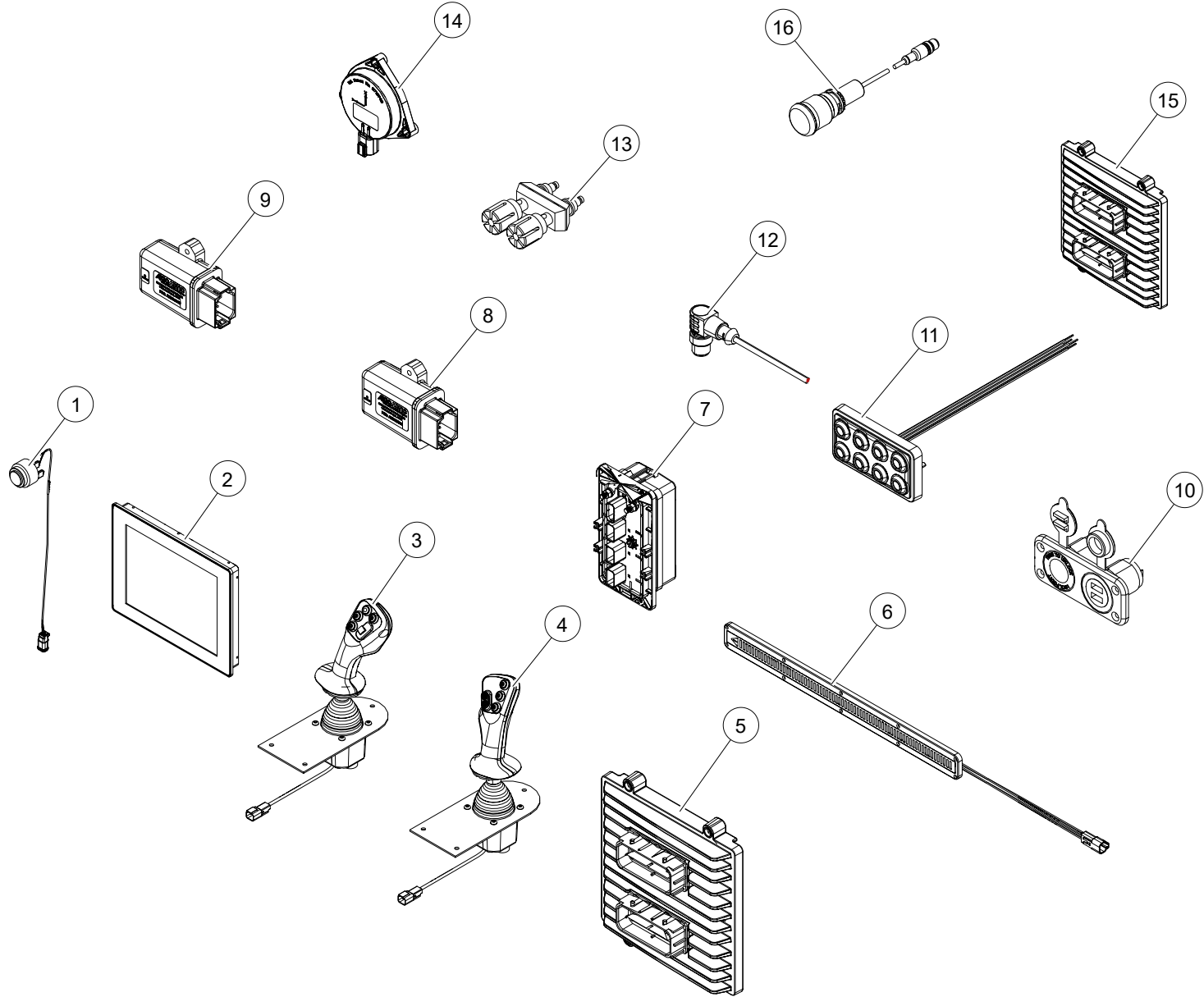
WHEN ORDERING PARTS, SPECIFY MODEL NUMBER, SERIAL NUMBER AND DESCRIPTION OF PARTS REQUIRED

## KEYPAD, 2X2

ITEM	PART NUMBER	DESCRIPTION	QUANTITY	NOTES
	<b>1027056</b>	<b>KEYPAD, 2X2</b>		
1	C1045908	BUTTON WINCH IN	1	
2	C1045910	BUTTON AUX WINCH IN	1	
3	C1045909	BUTTON AUX WINCH OUT	1	
4	C1045907	BUTTON WINCH OUT	1	
5	C1045906	KEYPAD, 2X2	1	

WHEN ORDERING PARTS, SPECIFY MODEL NUMBER, SERIAL NUMBER AND DESCRIPTION OF PARTS REQUIRED

# CROSSOVER CONTROLS



WHEN ORDERING PARTS, SPECIFY MODEL NUMBER, SERIAL NUMBER AND DESCRIPTION OF PARTS REQUIRED

## CROSSOVER CONTROLS

ITEM	PART NUMBER	DESCRIPTION	QUANTITY	NOTES
	<b>1031357</b>	<b>CROSSOVER CONTROLS</b>		
1	1027213	GS BUZZER WITH RESISTOR	1	
2	1027049	MASTER DISPLAY MODULE	1	
3	C1069779	LH JOYSTICK	1	
4	C1069780	RH JOYSTICK	1	
5	1027050	IQAN MC43 I/O	3	
6	1027054	LIGHT BAR	1	
7	1027055	EATON FUSE RELAY MRFRM	1	
8	1032556	LEFT AXIOMATIC JOYSTICK THUMPER	1	
9	1032776	RIGHT AXIOMATIC JOYSTICK THUMPER	1	
10	1031326	DUAL USB CHARGE PORT	1	
11	1031329	HMI 2X4 KEYPAD LEFT	1	
12	1040517	WSSD RKSD 441-8M TURCK M12 CONNECTOR	1	
13	1031327	BINDING CHARGE POSTS	1	
14	C1049406	LEVEL SENSOR	1	
15	1027057	IQAN G11 BLUETOOTH ADAPTER	1	
16	1032750	E-STOP	2	
17*	1031328	IP 120 CAMERA	1	
18*	1027051	HMI 2X4 KEYPAD RIGHT	1	

\* ITEM NOT SHOWN IN THE ILLUSTRATION

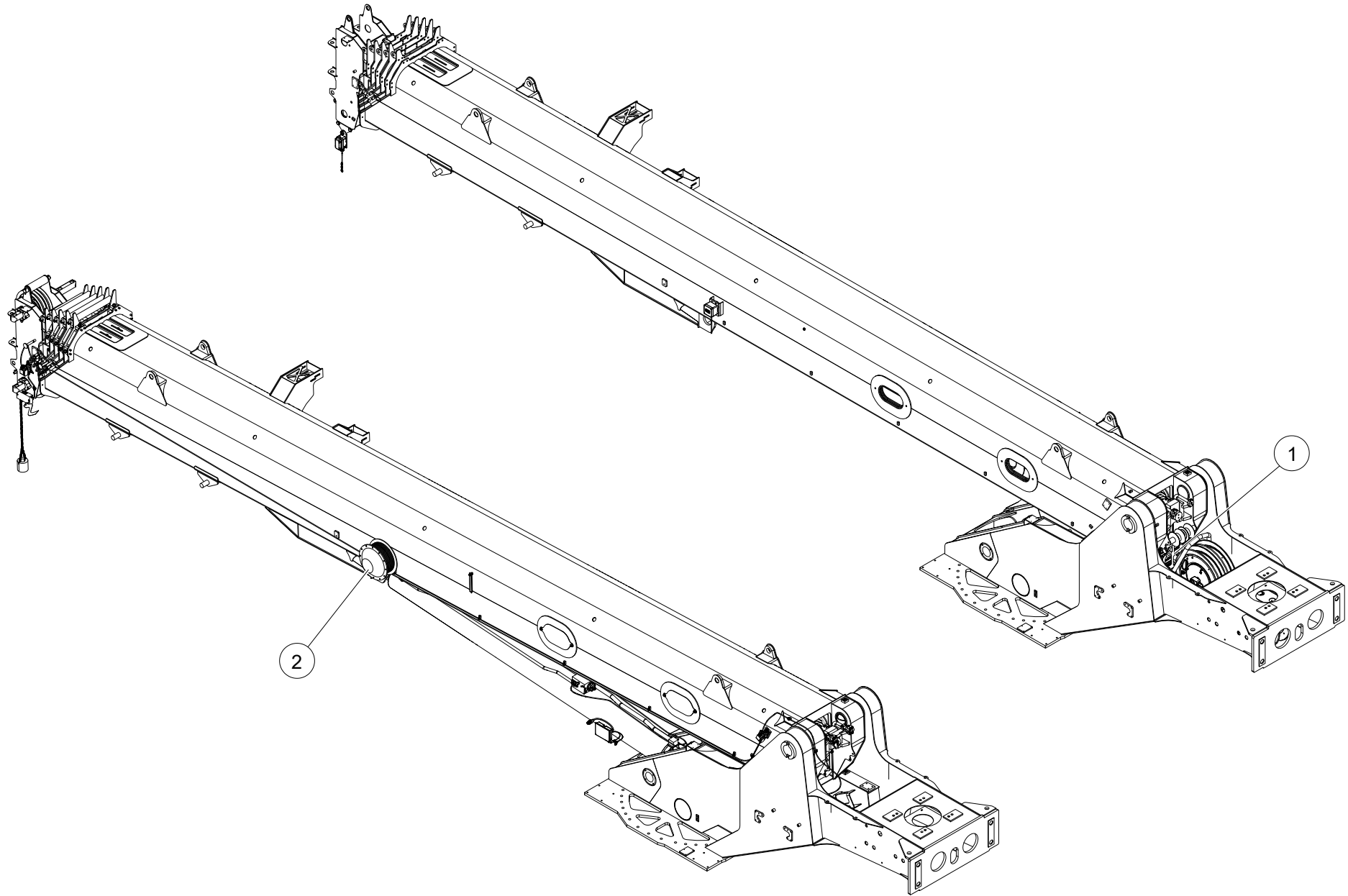
WHEN ORDERING PARTS, SPECIFY MODEL NUMBER, SERIAL NUMBER AND DESCRIPTION OF PARTS REQUIRED

---

**PAGE INTENTIONALLY LEFT BLANK**

WHEN ORDERING PARTS, SPECIFY MODEL NUMBER, SERIAL NUMBER AND DESCRIPTION OF PARTS REQUIRED

# OPTIONS



WHEN ORDERING PARTS, SPECIFY MODEL NUMBER, SERIAL NUMBER AND DESCRIPTION OF PARTS REQUIRED

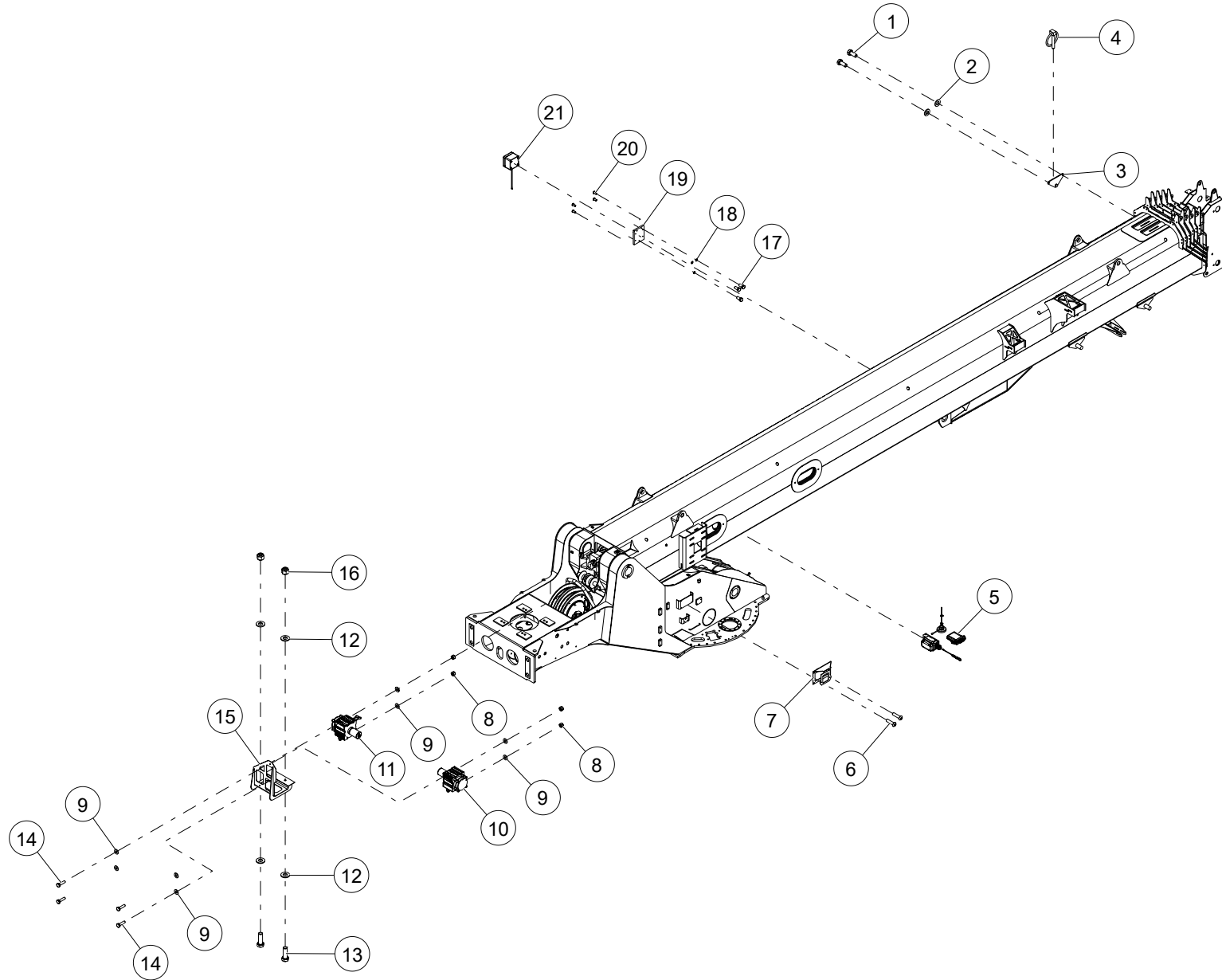
## 80-160 LMI OPTIONS

---

ITEM	PART NUMBER	DESCRIPTION	QUANTITY	NOTES
	<b>C1057282</b>	<b>80-160 LMI OPTIONS</b>		
1	<b>C1054230</b>	INSTALLATION, WIRELESS ATB & INTERNAL LMI	1	SEE PAGE 414
2	<b>1031260</b>	LMI ASSEMBLY	1	SEE PAGE 416

---

WHEN ORDERING PARTS, SPECIFY MODEL NUMBER, SERIAL NUMBER AND DESCRIPTION OF PARTS REQUIRED



WHEN ORDERING PARTS, SPECIFY MODEL NUMBER, SERIAL NUMBER AND DESCRIPTION OF PARTS REQUIRED

## INSTALLATION, WIRELESS ATB & INTERNAL LMI

ITEM	PART NUMBER	DESCRIPTION	QUANTITY	NOTES
	<b>C1054230</b>	<b>INSTALLATION, WIRELESS ATB &amp; INTERNAL LMI</b>		
1	HHCS-C3137508Z0	HEX HEAD CAP SCREW, 5/16-18 X 3/4 LEN, GR8, ZN	2	
2	WSH2-X3130008Z0	SAE WASHER, 5/16, GR8, ZN	2	
3	C1056719	WELDMENT, ATB SWITCH HANGER	1	
4	PIN5-X250A25XZ0	LOCK PIN WITH WIRE RING, 1/4 DIA X 1 1/4 LEN, ZINC	1	
5	C1056705	WIRELESS ATB KIT	1	
6	SH03-C250A00ZZ0	SHCS BUTTON HEAD, 1/4-20 X 1 LEN, ZN	2	
7	C1056986	WELDMENT, WIRELESS ATB RECEIVER MOUNT	1	
8	NUT3-C2500008Z0	NYLON LOCK NUT, 1/4-20, GR8, ZN	4	
9	WSH2-X2500008Z0	SAE WASHER, 1/4, GR8, ZN	8	
10	C1055000	DRAW WIRE ENCODER, 20M	1	
11	C1055001	DRAW WIRE ENCODER, 10M	1	
12	WSH2-X5000008Z0	SAE WASHER, 1/2, GR8, ZN	4	
13	HHCS-C500A508Z0	HEX HEAD CAP SCREW, 1/2-13 X 1 1/2 LEN, GR8, ZN	2	
14	HHCS-C250A008Z0	HEX HEAD CAP SCREW, 1/4-20 X 1 LEN, GR8, ZN	4	
15	C1055036	WELDMENT, REEL MOUNT	1	
16	NUT3-C5000008Z0	NYLON LOCK NUT, 1/2-13, GR8, ZN	2	
17	HHCS-C3757508Z0	HEX HEAD CAP SCREW, 3/8-16 X 3/4 LEN, GR8, ZN	3	
18	WSH1-X3750008Z0	WASHER, 3/8, GR8, ZN	3	
19	C1056366	PLATE, ANGLE SENSOR MOUNT	1	
20	SH03-C250500ZZ0	SHCS BUTTON HEAD, 1/4-20 X 1/2 LEN, ZN	4	
21	C1055559	LMI ANGLE SENSOR	1	

WHEN ORDERING PARTS, SPECIFY MODEL NUMBER, SERIAL NUMBER AND DESCRIPTION OF PARTS REQUIRED

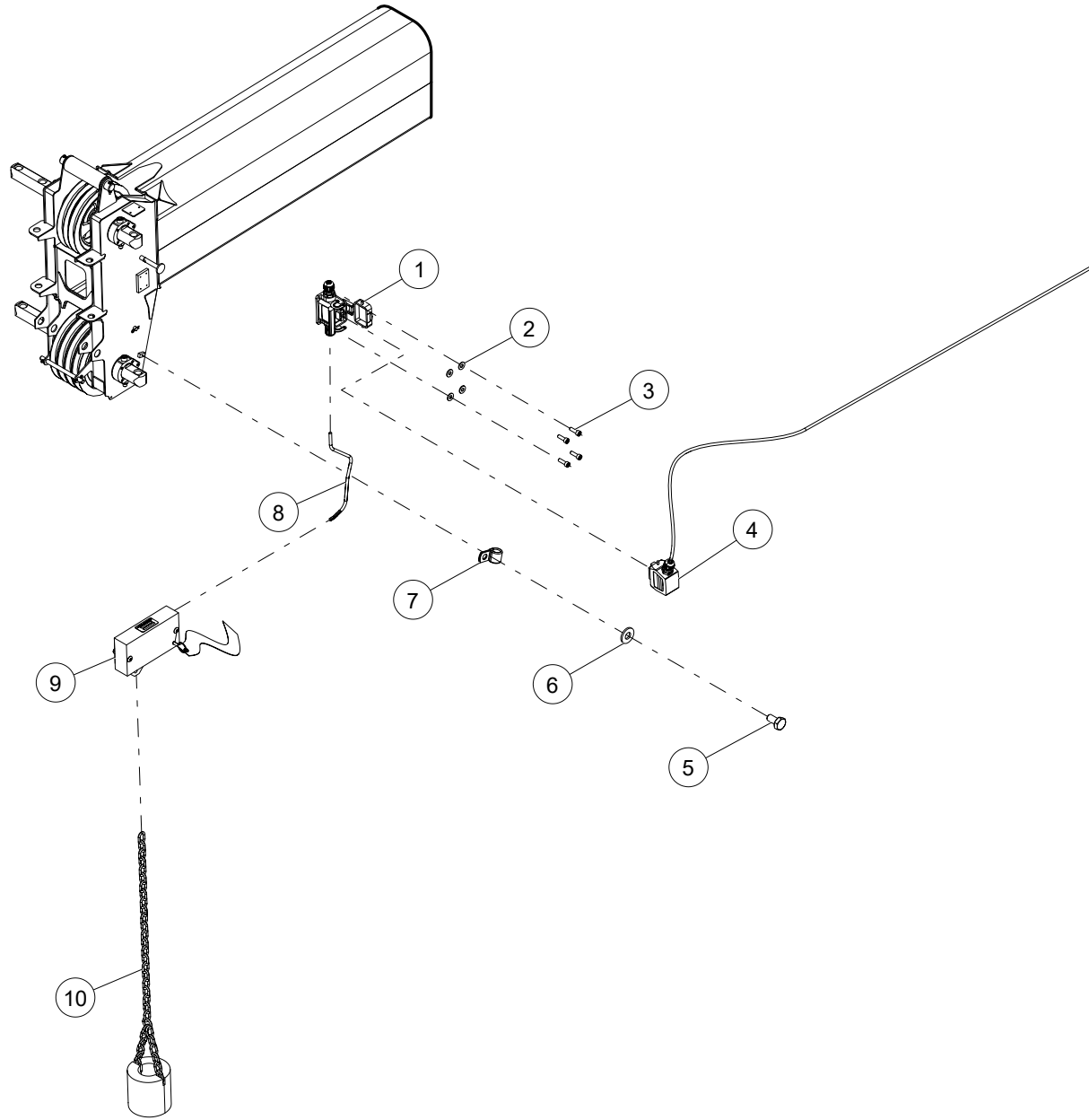
### OPTIONS

80-160 Parts Manual



DATE: 05-2024

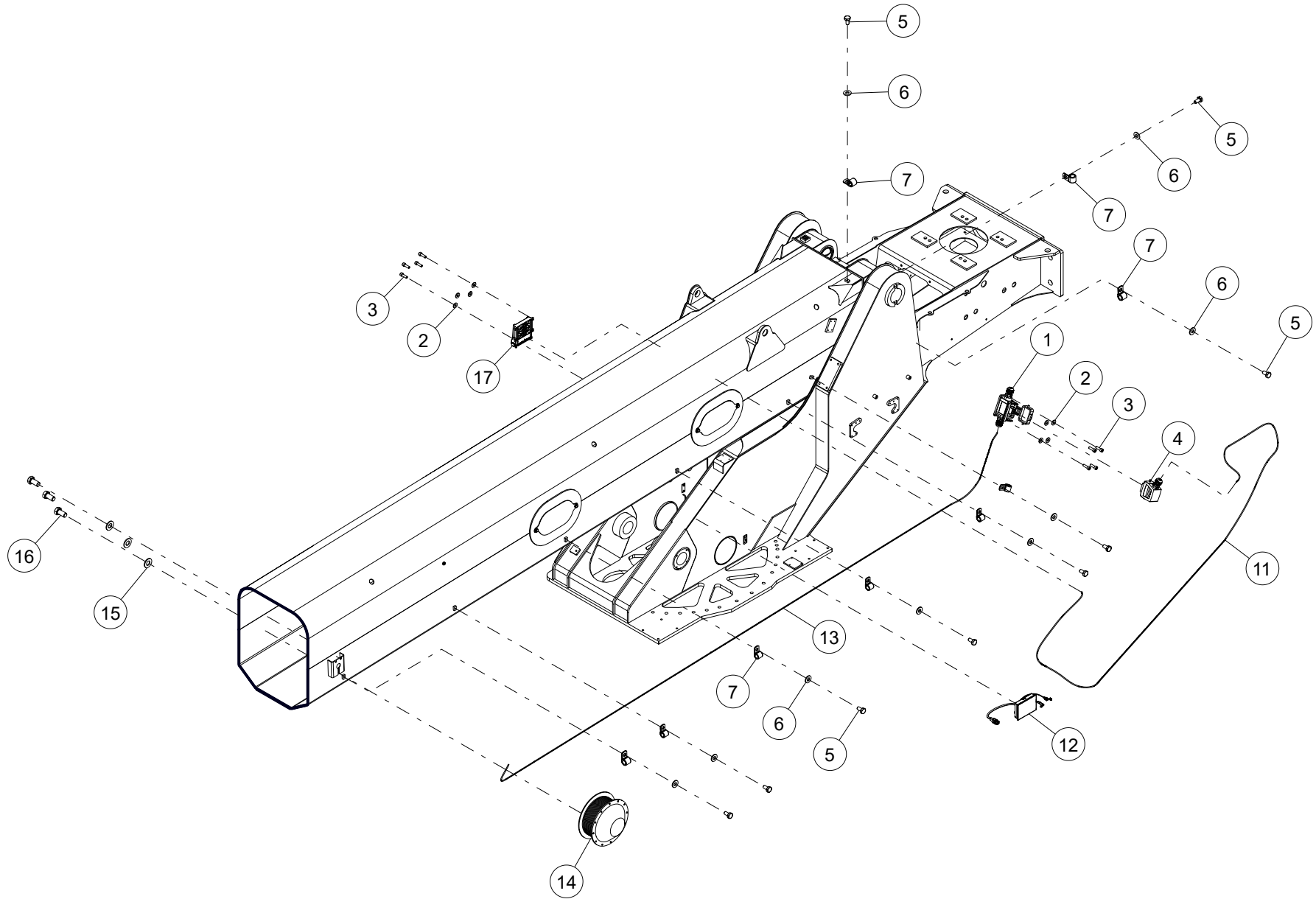
PAGE: 415



WHEN ORDERING PARTS, SPECIFY MODEL NUMBER, SERIAL NUMBER AND DESCRIPTION OF PARTS REQUIRED

ITEM	PART NUMBER	DESCRIPTION	QUANTITY	NOTES
	<b>1031260</b>	<b>LMI ASSEMBLY</b>		
1	T127374	BASE, WEIDMULLER	1	Total 2 in LMI ASSEMBLY
2	WSH2-X1900008Z0	SAE WASHER, #10, GR8, ZN	4	Total 12 in LMI ASSEMBLY
3	SHCS-C190625AB0	SOCKET HEAD CAP SCREW, 10-24 X 5/8 LEN, BO	4	Total 12 in LMI ASSEMBLY
4	T127379	HOOD, WEIDMULLER	1	Total 2 in LMI ASSEMBLY
5	HHCS-C2505008Z0	HEX HEAD CAP SCREW, 1/4-20 X 1/2 LEN, GR8, ZN	1	Total 10 in LMI ASSEMBLY
6	WSH2-X2500008Z0	SAE WASHER, 1/4, GR8, ZN	1	Total 10 in LMI ASSEMBLY
7	1031232	P CLAMP	1	Total 10 in LMI ASSEMBLY
8	1031230	ATB WIRE 24"	1	Total Wire Length 20 ft
9	714-0621	SWITCH, ATB	1	
10	717-0882	CTWT W/ CHAIN	1	

WHEN ORDERING PARTS, SPECIFY MODEL NUMBER, SERIAL NUMBER AND DESCRIPTION OF PARTS REQUIRED

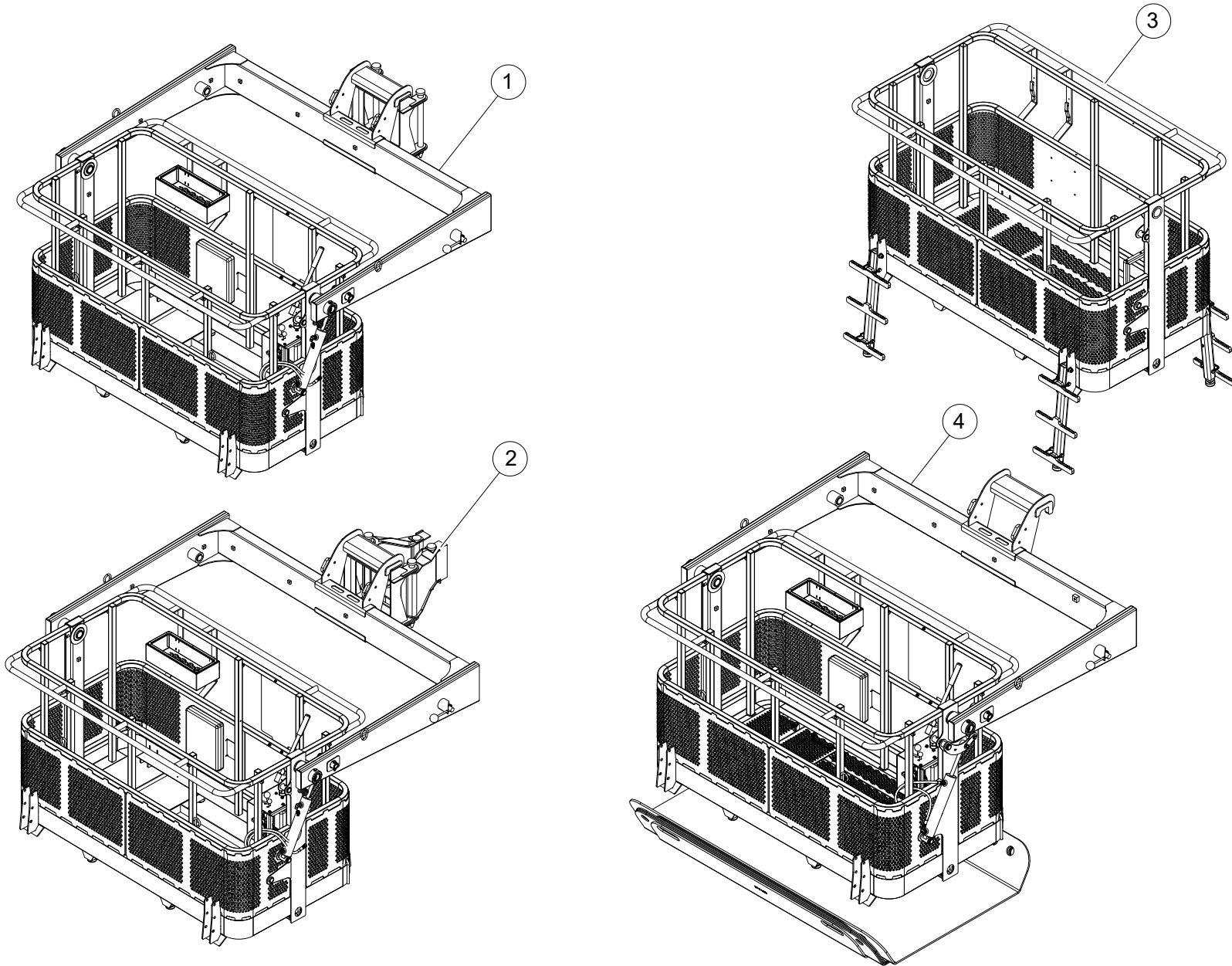


WHEN ORDERING PARTS, SPECIFY MODEL NUMBER, SERIAL NUMBER AND DESCRIPTION OF PARTS REQUIRED

<b>ITEM</b>	<b>PART NUMBER</b>	<b>DESCRIPTION</b>	<b>QUANTITY</b>	<b>NOTES</b>
	<b>1031260</b>	<b>LMI ASSEMBLY</b>		
11	1031230	80-160 LMI CABLE 18FT	1	Total Cable Length 18 ft
12	1031331	GREER TS7 TOUCHSCREEN	1	
13	1031272	REEL TAIL	1	
14	1008421	REEL, LMI	1	
15	WSH2-X3750008Z0	SAE WASHER, 3/8, GR8, ZN	3	
16	HHCS-C3757508Z0	HEX HEAD CAP SCREW, 3/8-16 X 3/4 LEN, GR8, ZN	3	
17	1044318	GREER LMI MG6 WAD CAPABLE COMPUTER KIT WITH PRESSURE TRANS	1	

WHEN ORDERING PARTS, SPECIFY MODEL NUMBER, SERIAL NUMBER AND DESCRIPTION OF PARTS REQUIRED

# PLATFORM OPTIONS - XO CRANE



WHEN ORDERING PARTS, SPECIFY MODEL NUMBER, SERIAL NUMBER AND DESCRIPTION OF PARTS REQUIRED

## PLATFORM OPTIONS - XO CRANE

---

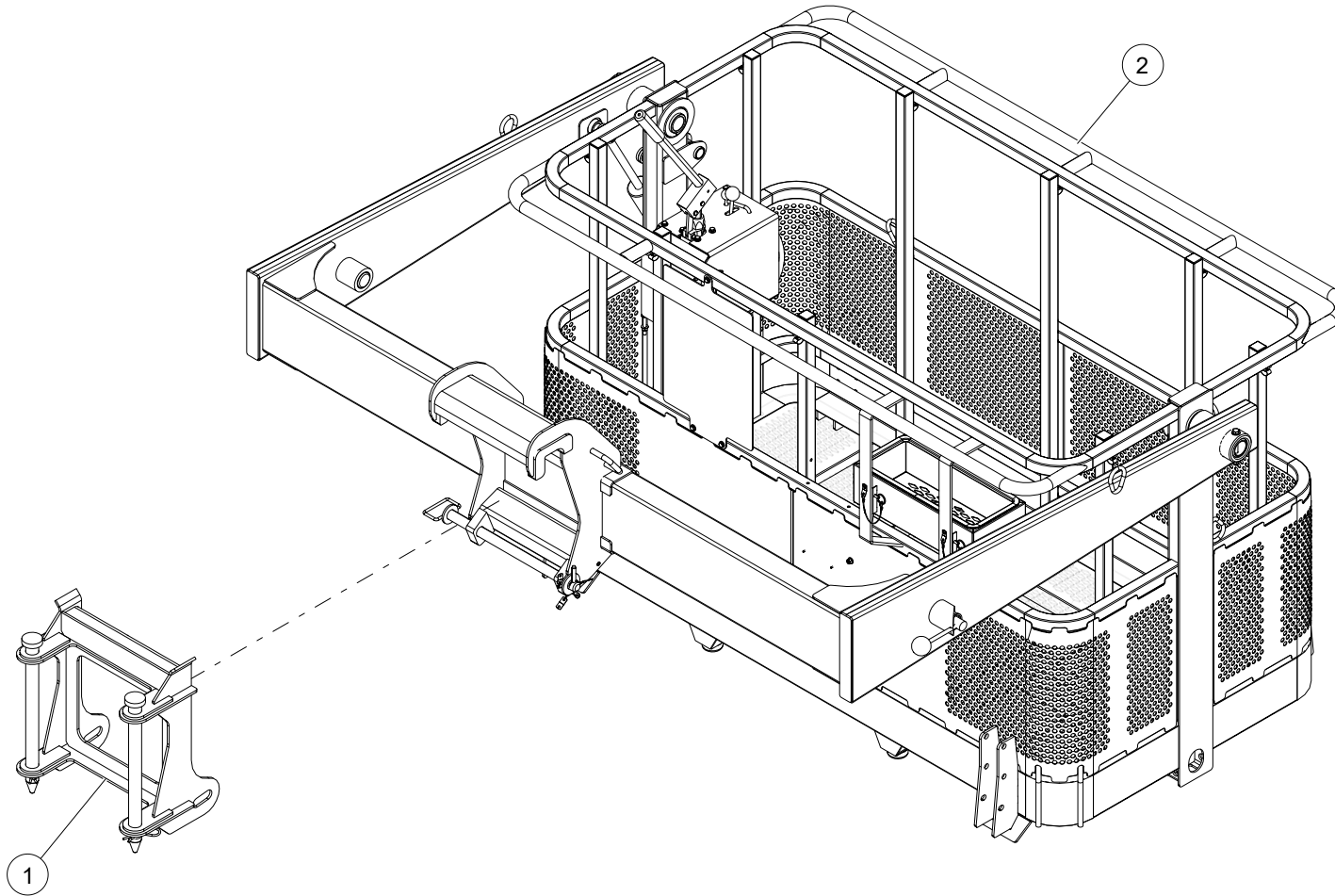
ITEM	PART NUMBER	DESCRIPTION	QUANTITY	NOTES
	<b>1025702</b>	<b>PLATFORM OPTIONS - XO CRANE</b>		
1	<b>1025703</b>	2-MAN PLATFORM INSTALLATION	1	SEE PAGE 422
2	<b>1039264</b>	MAN BASKET INSTALLATION ON JIB	1	SEE PAGE 436
3	<b>C1047385</b>	PLATFORM JACK ASSEMBLY	1	SEE PAGE 440
4	<b>C1055396</b>	PROOF AND TRIAL TEST WEIGHTS	1	SEE PAGE 442

---

WHEN ORDERING PARTS, SPECIFY MODEL NUMBER, SERIAL NUMBER AND DESCRIPTION OF PARTS REQUIRED

## 2-MAN PLATFORM INSTALLATION

---



WHEN ORDERING PARTS, SPECIFY MODEL NUMBER, SERIAL NUMBER AND DESCRIPTION OF PARTS REQUIRED

## 2-MAN PLATFORM INSTALLATION

---

ITEM	PART NUMBER	DESCRIPTION	QUANTITY	NOTES
	<b>1025703</b>	<b>2-MAN PLATFORM INSTALLATION</b>		
1	<b>1035656</b>	MAN BASKET BRACKET ASSEMBLY	1	SEE PAGE 424
2	<b>1037484</b>	LONG STRAIGHT MAN BASKET	1	SEE PAGE 426

---

WHEN ORDERING PARTS, SPECIFY MODEL NUMBER, SERIAL NUMBER AND DESCRIPTION OF PARTS REQUIRED

### OPTIONS

80-160 Parts Manual

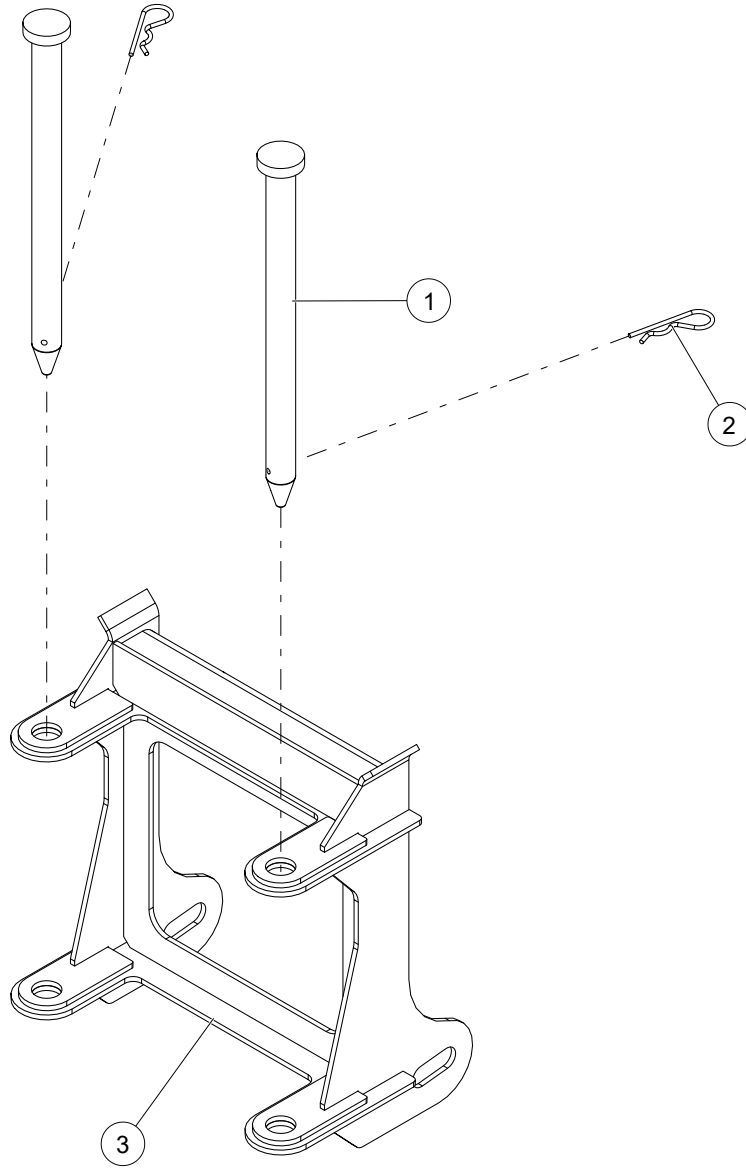


DATE: 05-2024

PAGE: 423

# MAN BASKET BRACKET ASSEMBLY

---



WHEN ORDERING PARTS, SPECIFY MODEL NUMBER, SERIAL NUMBER AND DESCRIPTION OF PARTS REQUIRED

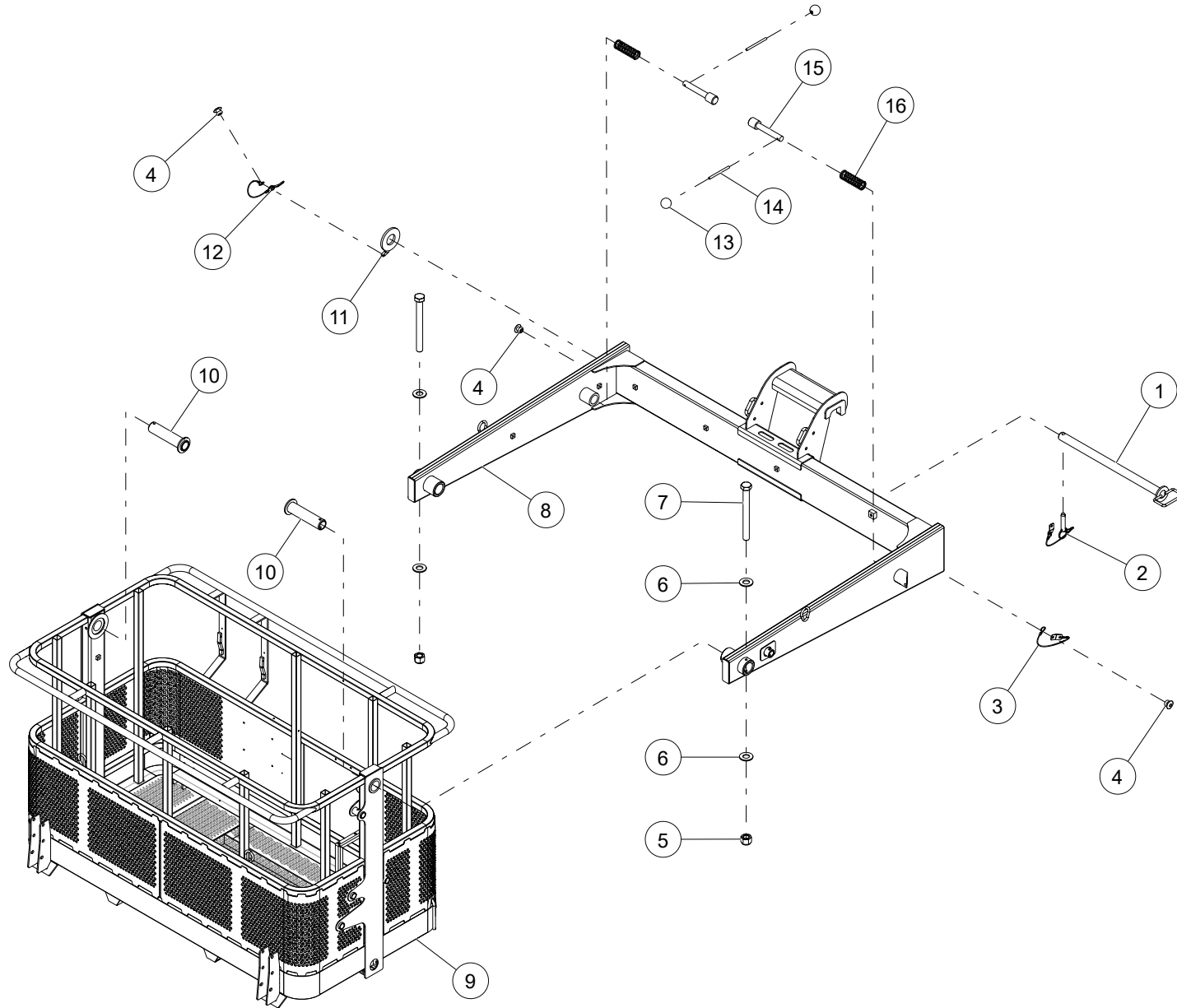
## MAN BASKET BRACKET ASSEMBLY

---

ITEM	PART NUMBER	DESCRIPTION	QUANTITY	NOTES
	<b>1035656</b>	<b>MAN BASKET BRACKET ASSEMBLY</b>		
1	1035158	ASSY, PIN & RETAINER MANBASKET	2	
2	PIN2-X250D00YZ0	HAIRPIN, 11/64 DIA X 3 3/4 LEN, ZINC	2	
3	1031510	WELDMENT, BASKET BRACKET	1	

---

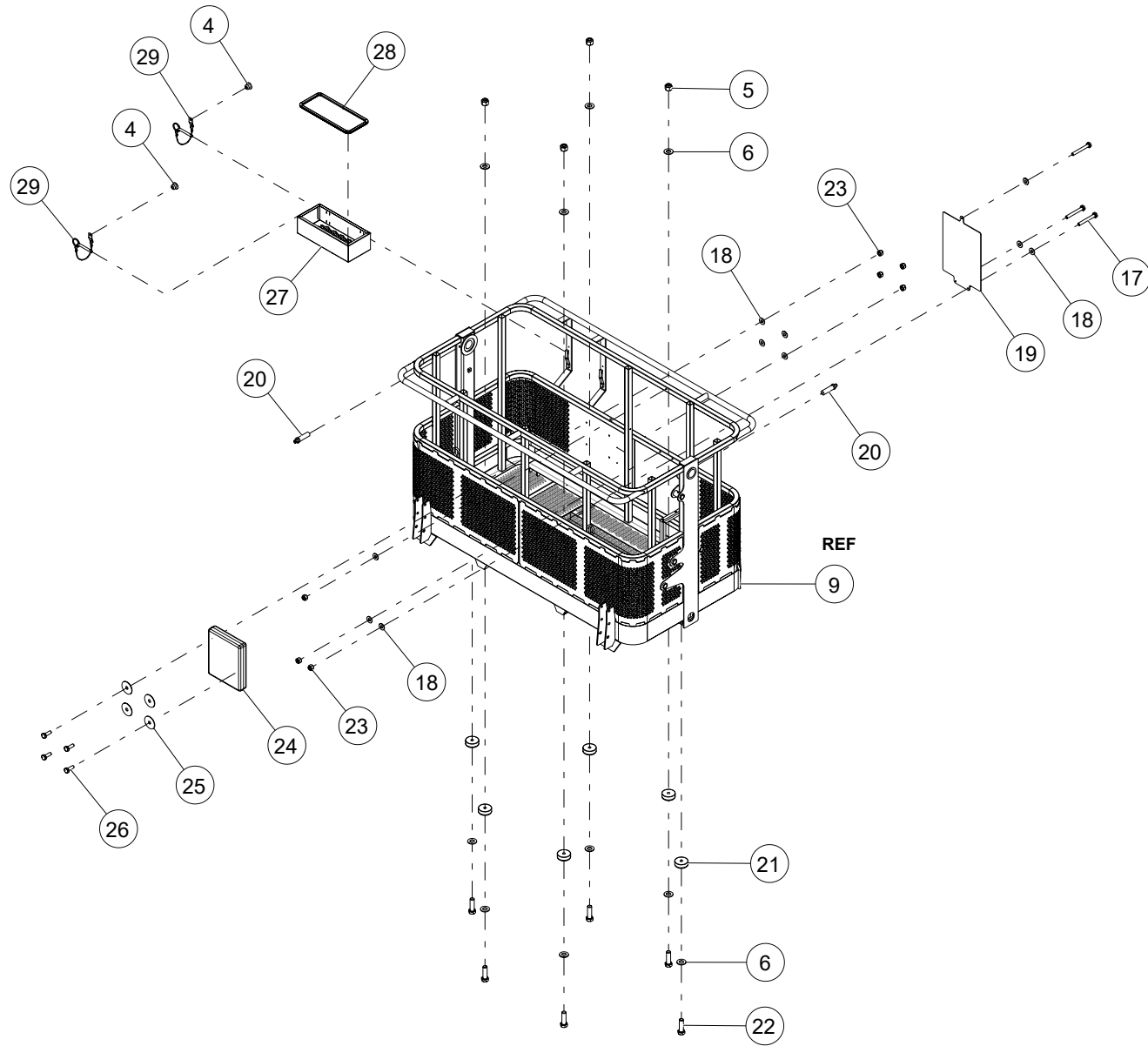
WHEN ORDERING PARTS, SPECIFY MODEL NUMBER, SERIAL NUMBER AND DESCRIPTION OF PARTS REQUIRED



WHEN ORDERING PARTS, SPECIFY MODEL NUMBER, SERIAL NUMBER AND DESCRIPTION OF PARTS REQUIRED

ITEM	PART NUMBER	DESCRIPTION	QUANTITY	NOTES
	<b>1037484</b>	<b>LONG STRAIGHT MAN BASKET</b>		
1	1032888	YOKE MOUNT PIN WELDMENT	1	
2	1033284	RING-GRIP QUICK-RELEASE PIN, 3/8" X 1-1/8" WITH 6" LANYARD	1	
3	1033245	LANYARD LOOP-TO-TAB, 1/16" ROPE X 24" LONG	1	
4	1033209	BLIND RIVET, 3/16" X 0.032-0.375	3	Total 14 in LONG STRAIGHT MAN BASKET ASSEMBLY
5	NUT3-C3750008Z0	NYLON LOCK NUT, 3/8-16, GR8, ZN	2	Total 6 in LONG STRAIGHT MAN BASKET ASSEMBLY
6	WSH2-X3750008Z0	SAE WASHER, 3/8, GR8, ZN	4	Total 14 in LONG STRAIGHT MAN BASKET ASSEMBLY
7	HHCS-C375C758Z0	HEX HEAD CAP SCREW, 3/8-16 X 3 3/4 LEN, GR8, ZN	2	
8	1037485	LONG YOKE MAN BASKET	1	
9	1032917	MAN BASKET WELDMENT	1	
10	1032957	BASKET PRIMARY PIN WELDMENT	2	
11	1032887	YOKE MOUNT PIN, RETAINING WASHER	1	
12	1033283	LANYARD EYE-TO-TAB, 1/16" ROPE X 6" LONG	1	
13	1041279	RED PLASTIC BALL KNOB - 3/8"-16	2	
14	1038467	ROD, HANDLE SHAFT	2	
15	1037731	PIN, BASKET RETENTION	2	
16	1038378	SPRING	2	

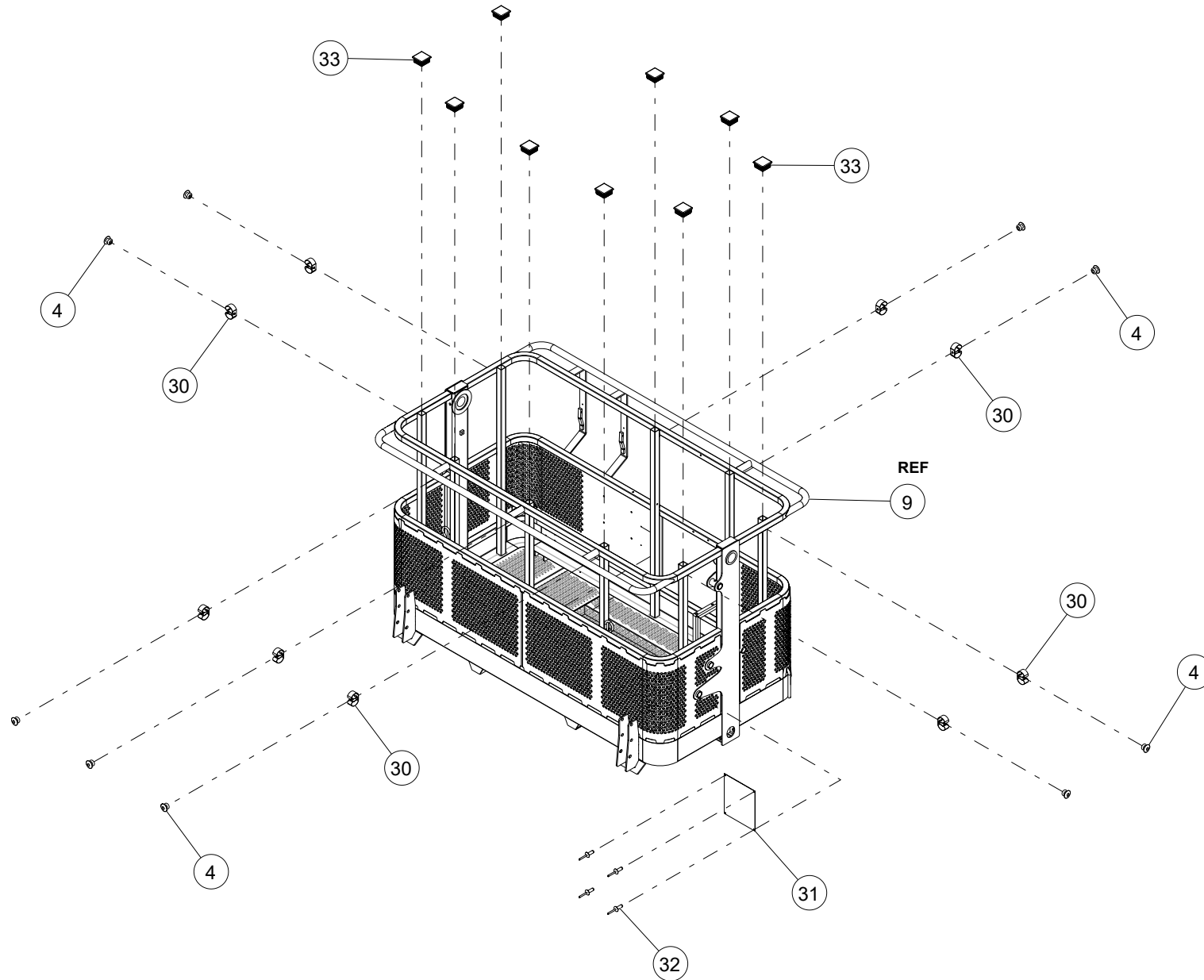
WHEN ORDERING PARTS, SPECIFY MODEL NUMBER, SERIAL NUMBER AND DESCRIPTION OF PARTS REQUIRED



WHEN ORDERING PARTS, SPECIFY MODEL NUMBER, SERIAL NUMBER AND DESCRIPTION OF PARTS REQUIRED

ITEM	PART NUMBER	DESCRIPTION	QUANTITY	NOTES
	<b>1037484</b>	<b>LONG STRAIGHT MAN BASKET</b>		
17	HHCS-C250B008Z0	HEX HEAD CAP SCREW, 1/4-20 X 2 LEN, GR8, ZN	3	
18	WSH2-X2500008Z0	SAE WASHER, 1/4, GR8, ZN	10	Total 22 in LONG STRAIGHT MAN BASKET ASSEMBLY
19	1044161	PLATE, DECAL MOUNTING	1	
20	1033211	GREASE FITTING, 1/8"-27, 1-3/4"L	2	
21	1033148	RUBBER BUMPER FOOT	6	
22	HHCS-C375A258Z0	HEX HEAD CAP SCREW, 3/8-16 X 1 1/4 LEN, GR8, ZN	6	
23	NUT3-C2500008Z0	NYLON LOCK NUT, 1/4-20, GR8, ZN	7	
24	1033379	MANUAL-PAK	1	
25	1033196	OVERSIZED FLAT WASHER, 1/4" SCREW	4	
26	HHCS-C2507508Z0	HEX HEAD CAP SCREW, 1/4-20 X 3/4 LEN, GR8, ZN	4	Total 16 in LONG STRAIGHT MAN BASKET ASSEMBLY
27	1032963	TOOL BASKET WELDMENT	1	
28	1044284	EDGE TRIM	1	
29	1033288	RING-GRIP QUICK-RELEASE PIN, 1/4" X 1-5/8" WITH 6" LANYARD	2	

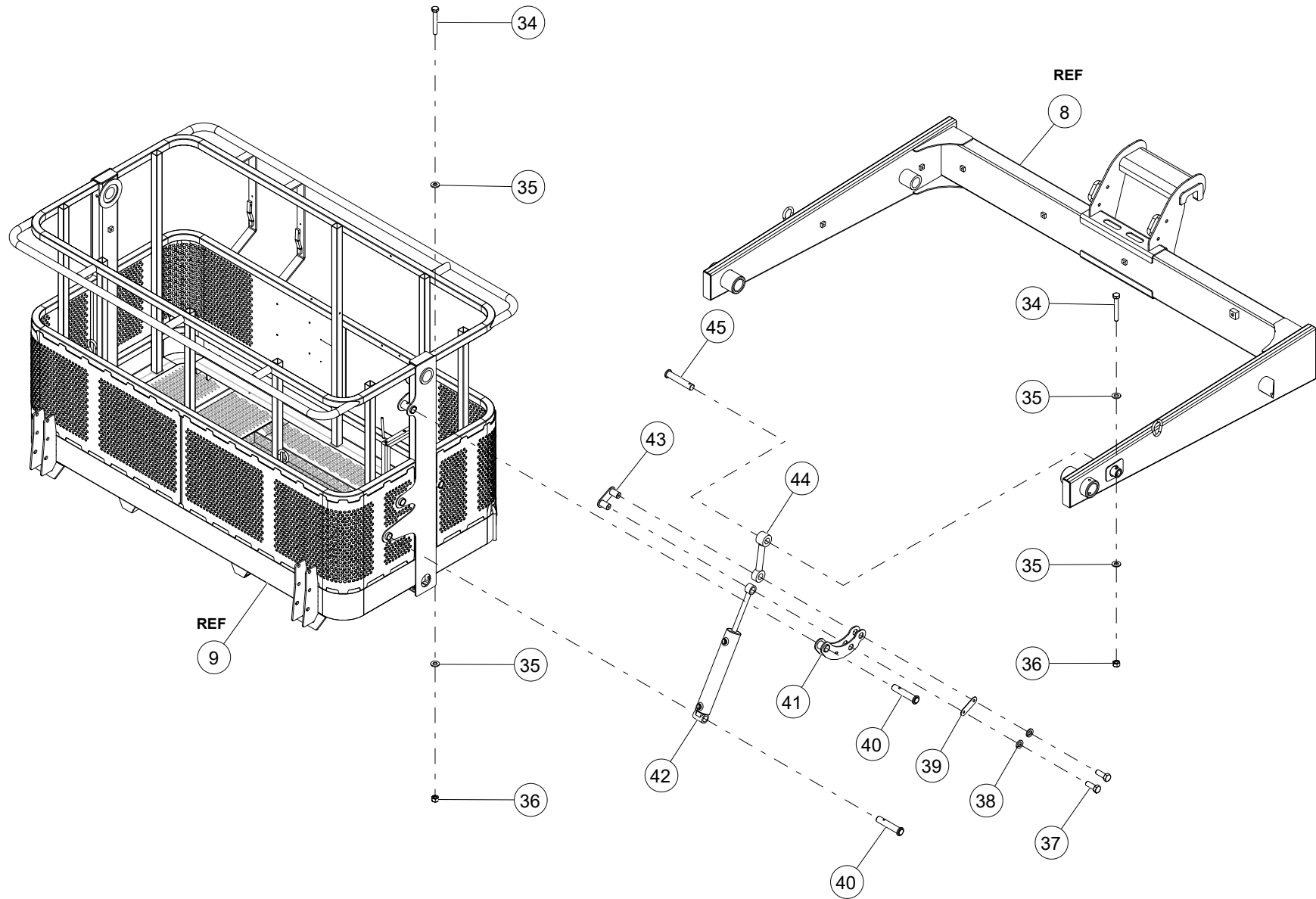
WHEN ORDERING PARTS, SPECIFY MODEL NUMBER, SERIAL NUMBER AND DESCRIPTION OF PARTS REQUIRED



WHEN ORDERING PARTS, SPECIFY MODEL NUMBER, SERIAL NUMBER AND DESCRIPTION OF PARTS REQUIRED

ITEM	PART NUMBER	DESCRIPTION	QUANTITY	NOTES
	<b>1037484</b>	<b>LONG STRAIGHT MAN BASKET</b>		
30	1033286	TOOL HOLDER, 1/2"	9	
31	1006874	PLATFORM IDENTIFICATION DECAL	1	
32	C1047436	1/8" RIVET NUT FOR 0.126"-0.187" THICKNESS	4	
33	1033287	SQ TUBE CAP - 1-1/4"	9	

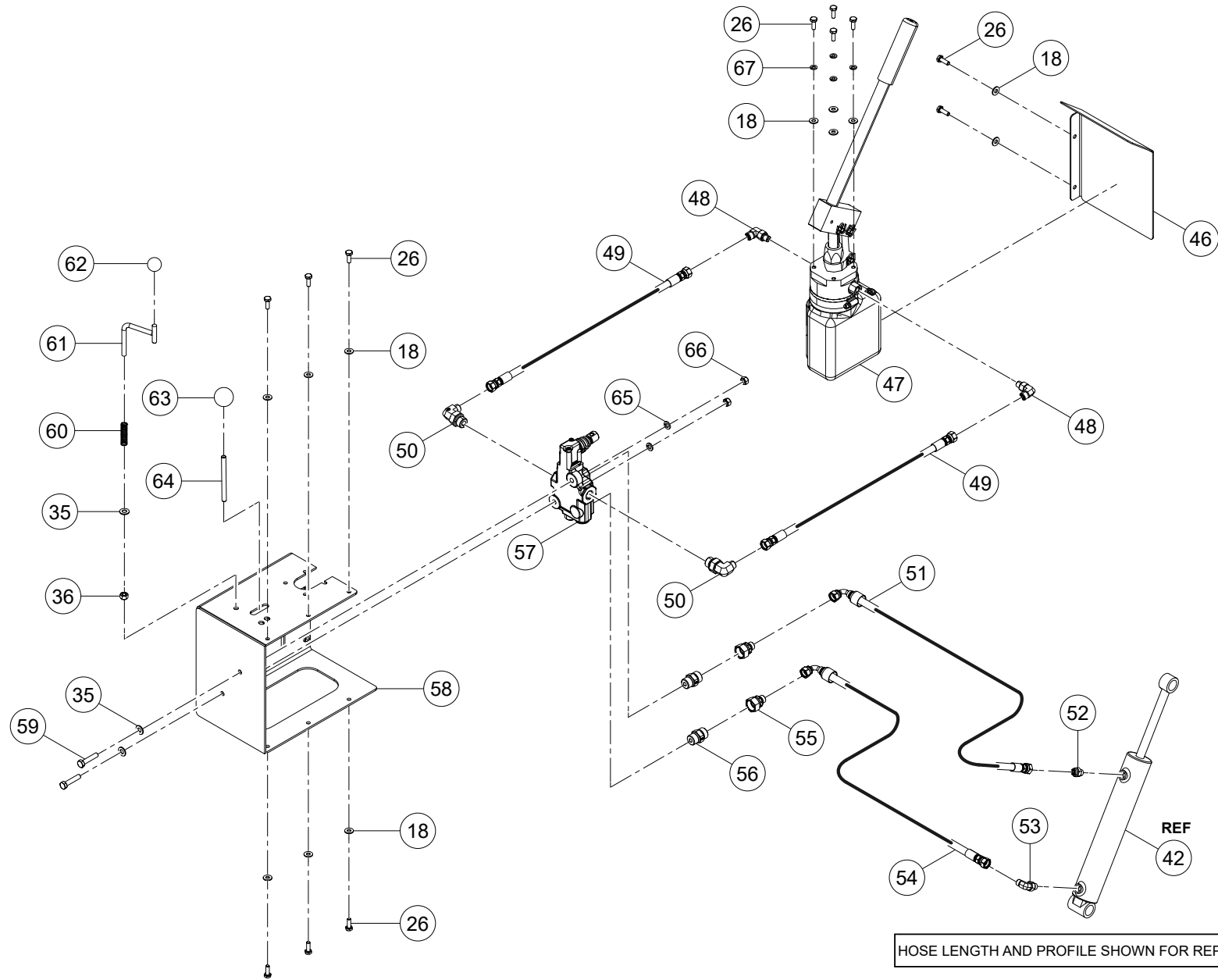
WHEN ORDERING PARTS, SPECIFY MODEL NUMBER, SERIAL NUMBER AND DESCRIPTION OF PARTS REQUIRED



WHEN ORDERING PARTS, SPECIFY MODEL NUMBER, SERIAL NUMBER AND DESCRIPTION OF PARTS REQUIRED

ITEM	PART NUMBER	DESCRIPTION	QUANTITY	NOTES
	<b>1037484</b>	<b>LONG STRAIGHT MAN BASKET</b>		
34	HHCS-C313B258Z0	HEX HEAD CAP SCREW, 5/16-18 X 2 1/4 LEN, GR8, ZN	2	
35	WSH2-X3130008Z0	SAE WASHER, 5/16, GR8, ZN	4	Total 7 in LONG STRAIGHT MAN BASKET ASSEMBLY
36	NUT3-C3130008Z0	NYLON LOCK NUT, 5/16-18, GR8, ZN	2	Total 3 in LONG STRAIGHT MAN BASKET ASSEMBLY
37	HHCS-C375A008Z0	HEX HEAD CAP SCREW, 3/8-16 X 1 LEN, GR8, ZN	2	
38	WSH4-X3750008Z0	SPIRAL LOCK WASHER, 3/8, GR8, ZN	2	
39	C1047429	SIDE PLATE	1	
40	1032954	HYDRAULIC PIN (BASKET) WELDMENT	2	
41	C1047305	WELDMENT, PIVOT ARM	1	
42	1033031	HYDRAULIC CYLINDER	1	
43	C1047275	WELDMENT, DUAL PIN RETAINER	1	
44	C1047358	WELDMENT, DOG BONE	1	
45	1032913	HYDRAULIC PIN (YOKE) WELDMENT	1	

WHEN ORDERING PARTS, SPECIFY MODEL NUMBER, SERIAL NUMBER AND DESCRIPTION OF PARTS REQUIRED



WHEN ORDERING PARTS, SPECIFY MODEL NUMBER, SERIAL NUMBER AND DESCRIPTION OF PARTS REQUIRED

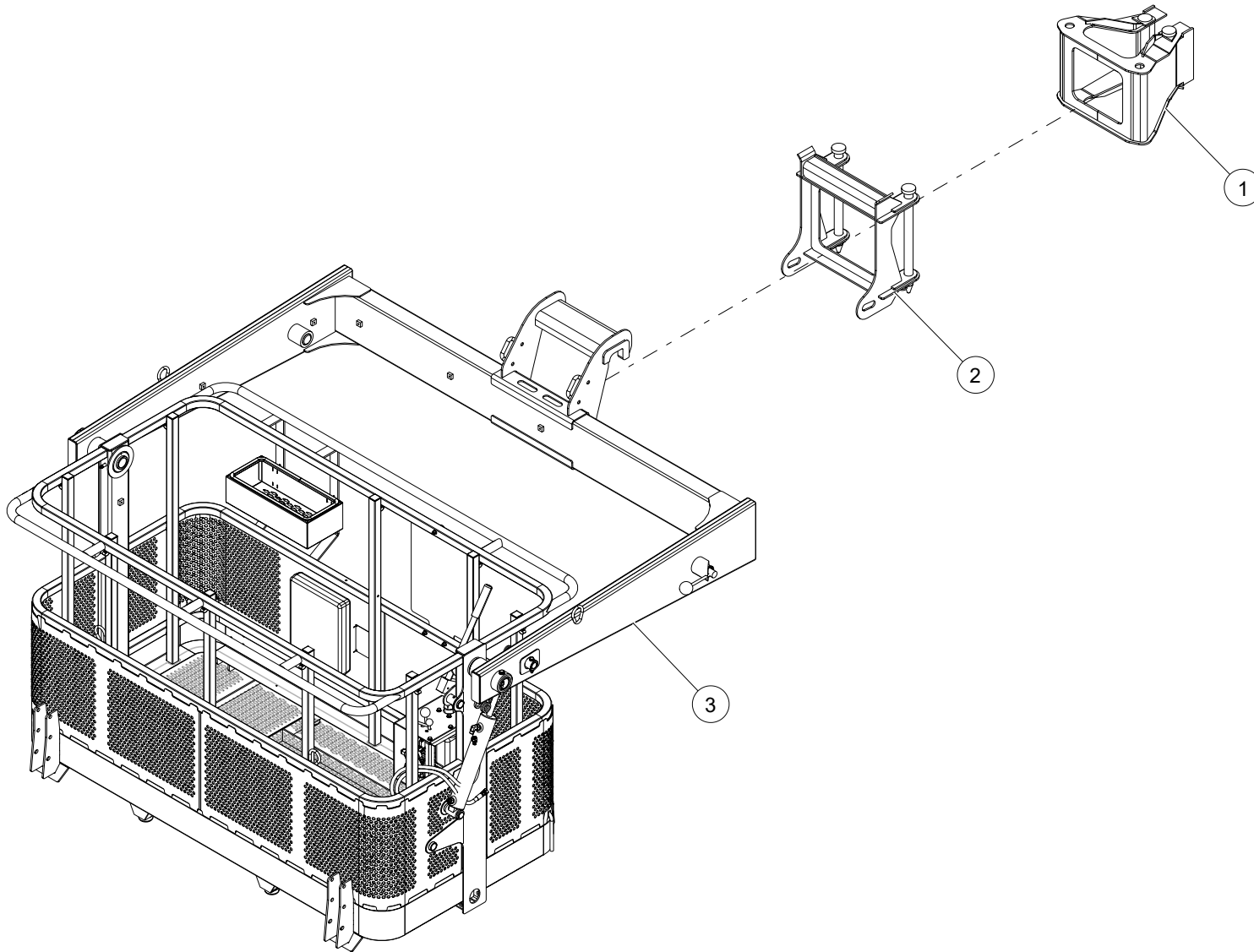
ITEM	PART NUMBER	DESCRIPTION	QUANTITY	NOTES
	<b>1037484</b>	<b>LONG STRAIGHT MAN BASKET</b>		
46	1032968	CONTROL BOX COVER	1	
47	1008350	PUMP, MAN BASKET	1	
48	1013997	ELBOW, 90, MOFS-4/MORB-4	2	
49	1034361	HOSE, -4, 3000, FOFS-4SW/FOFS-4SW, 16.5	2	
50	1013999	ELBOW, 90, MOFS-4/MORB-8	2	
51	1034349	HOSE, -4, 3000, FOFS-4SW/90 FOFS-4SW, 42.75	1	
52	1010068	ADAPTER,MOFS-4/MORB-6	1	
53	1013998	ELBOW, 90, MOFS-4/MORB-6	1	
54	1034354	HOSE, -4, 3000, FOFS-4SW/90 FOFS-4SW, 31.5	1	
55	1010004	ADAPTER, MOFS-4/FOFS-8SW	2	
56	1036625	VALVE, CHECK ORIFICE ADAPTER 8 MOFS / 8 MORB 0.031"	2	
57	1008349	VALVE, MAN BASKET LEVEL	1	
58	1032969	CONTROL BOX WELDMENT	1	
59	HHCS-C313A508Z0	HEX HEAD CAP SCREW, 5/16-18 X 1 1/2 LEN, GR8, ZN	2	
60	1044171	PART, SPRING 1.75" LONG	1	
61	1044169	WELDMENT, BASKET FLOAT LOCK OUT	1	
62	1044172	BLACK PHENOLIC PLASTIC BALL KNOB 1" DIA	1	
63	1034414	KNOB, RED BALL, THREADED M8X1.25, 1.4"	1	
64	1034406	ALL THREAD, M8X1.25X4IN	1	
65	WSH4-X3130008Z0	SPIRAL LOCK WASHER, 5/16, GR8, ZN	2	
66	NUT1-C3130008Z0	HEX NUT, 5/16-18, GR8, ZN	2	
67	WSH4-X2500008Z0	SPIRAL LOCK WASHER, 1/4, GR8, ZN	4	

WHEN ORDERING PARTS, SPECIFY MODEL NUMBER, SERIAL NUMBER AND DESCRIPTION OF PARTS REQUIRED

**OPTIONS**



# MAN BASKET INSTALLATION ON JIB



WHEN ORDERING PARTS, SPECIFY MODEL NUMBER, SERIAL NUMBER AND DESCRIPTION OF PARTS REQUIRED

## MAN BASKET INSTALLATION ON JIB

---

ITEM	PART NUMBER	DESCRIPTION	QUANTITY	NOTES
	<b>1039264</b>	<b>MAN BASKET INSTALLATION ON JIB</b>		
1	<b>1032673</b>	JIB HEAD BASKET BRACKET	1	SEE PAGE 438
2	<b>1035656</b>	MAN BASKET BRACKET ASSEMBLY	1	SEE PAGE 424
3	<b>1037484</b>	LONG STRAIGHT MAN BASKET ASSEMBLY	1	SEE PAGE 426

---

WHEN ORDERING PARTS, SPECIFY MODEL NUMBER, SERIAL NUMBER AND DESCRIPTION OF PARTS REQUIRED

### OPTIONS

80-160 Parts Manual

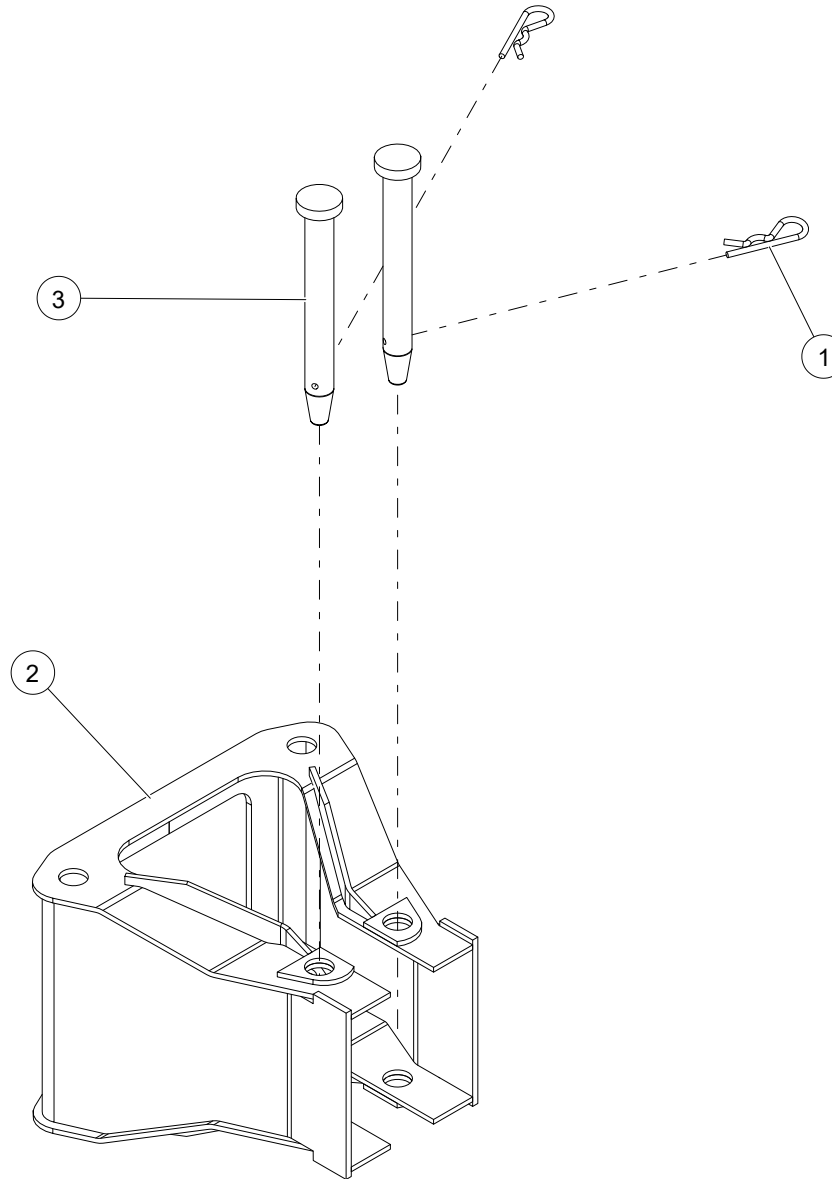


DATE: 05-2024

PAGE: 437

# JIB HEAD BASKET BRACKET

---



WHEN ORDERING PARTS, SPECIFY MODEL NUMBER, SERIAL NUMBER AND DESCRIPTION OF PARTS REQUIRED

## JIB HEAD BASKET BRACKET

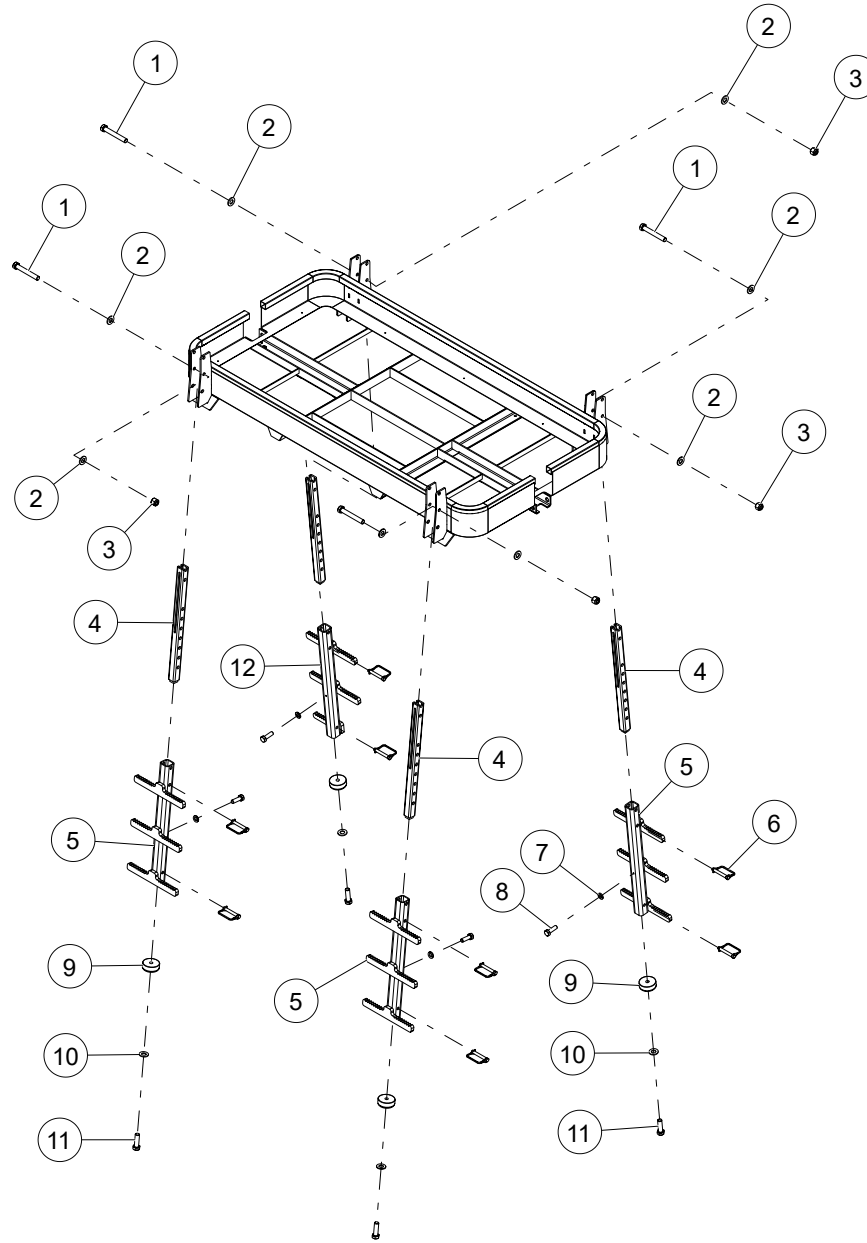
---

ITEM	PART NUMBER	DESCRIPTION	QUANTITY	NOTES
	<b>1032673</b>	<b>JIB HEAD BASKET BRACKET</b>		
1	PIN2-X250D00YZ0	HAIRPIN, 1/4 DIA X 4 LEN, ZINC	2	
2	1035650	JIB HEAD BASKET BRACKET	1	
3	1032672	PIN	2	

---

WHEN ORDERING PARTS, SPECIFY MODEL NUMBER, SERIAL NUMBER AND DESCRIPTION OF PARTS REQUIRED

# PLATFORM JACK ASSEMBLY



WHEN ORDERING PARTS, SPECIFY MODEL NUMBER, SERIAL NUMBER AND DESCRIPTION OF PARTS REQUIRED

## PLATFORM JACK ASSEMBLY

ITEM	PART NUMBER	DESCRIPTION	QUANTITY	NOTES
	<b>C1047385</b>	<b>PLATFORM JACK ASSEMBLY</b>		
1	HHCS-C500C508Z0	HEX HEAD CAP SCREW, 1/2-13 X 3 1/2 LEN, GR8, ZN	4	
2	WSH2-X5000008Z0	SAE WASHER, 1/2, GR8, ZN	8	
3	NUT3-C5000008Z0	NYLON LOCK NUT, 1/2-13, GR8, ZN	4	
4	1044772	WELDMENT, JACK LEG INNER	4	
5	1044775	WELDMENT, OUTER LEG	3	
6	PIN7-X500C00XZ0	LOCK PIN WITH SQUARE RETAINER, 1/2 DIA X 3 LEN, ZINC	8	
7	WSH4-X3130008Z0	SPIRAL LOCK WASHER, 5/16, GR8, ZN	4	
8	HHCS-C313A008Z1	HEX HEAD CAP SCREW, 5/16-18 X 1 LEN, GR8, ZN, FULL THREAD	4	
9	1033148	RUBBER BUMPER FOOT	4	
10	WSH2-X3750008Z0	SAE WASHER, 3/8, GR8, ZN	4	
11	HHCS-C375A258Z0	HEX HEAD CAP SCREW, 3/8-16 X 1 1/4 LEN, GR8, ZN	4	
12	1044776	WELDMENT, OUTER LEG CLEARANCE	1	

WHEN ORDERING PARTS, SPECIFY MODEL NUMBER, SERIAL NUMBER AND DESCRIPTION OF PARTS REQUIRED

### OPTIONS

80-160 Parts Manual

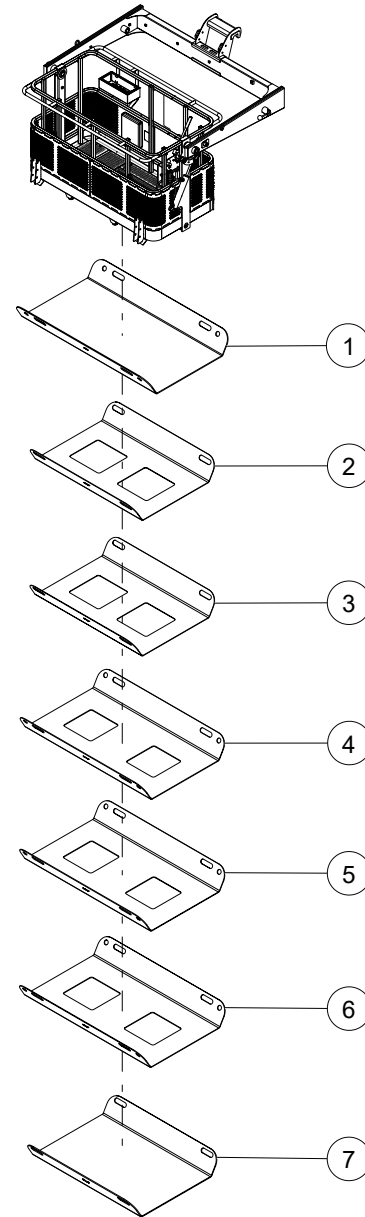


DATE: 05-2024

PAGE: 441

# PROOF AND TRIAL TEST WEIGHTS

---



WHEN ORDERING PARTS, SPECIFY MODEL NUMBER, SERIAL NUMBER AND DESCRIPTION OF PARTS REQUIRED

---

## PROOF AND TRIAL TEST WEIGHTS

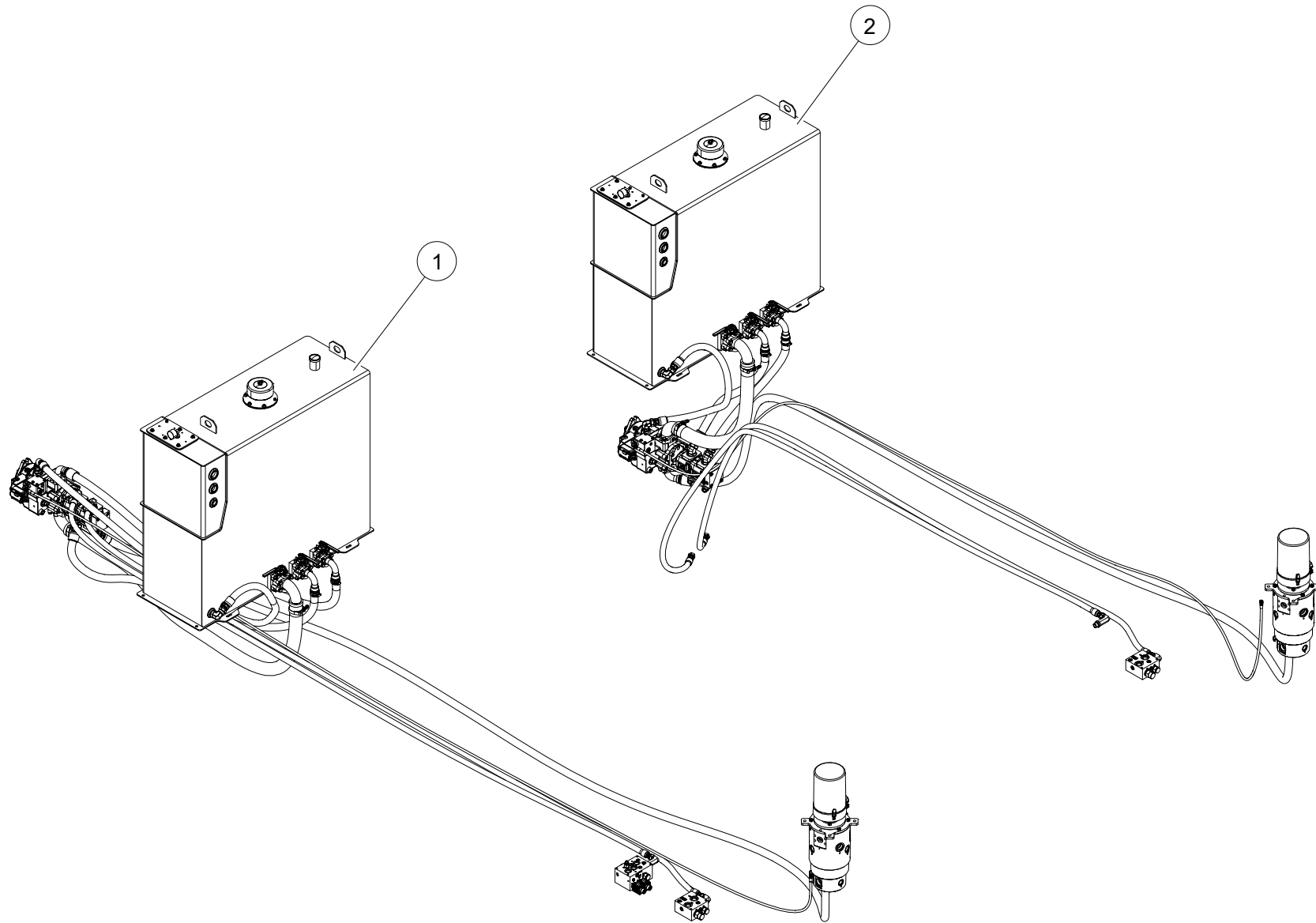
ITEM	PART NUMBER	DESCRIPTION	QUANTITY	NOTES
	<b>C1055396</b>	<b>PROOF AND TRIAL TEST WEIGHTS</b>		
1	C1055394	450 LBS WEIGHT, PROOF AND TRIAL TEST	1	
2	C1055395	150-1 LBS WEIGHT, PROOF AND TRIAL TEST	1	
3	C1057884	150-2 LBS WEIGHT, PROOF AND TRIAL TEST	1	
4	C1057878	250-1 LBS WEIGHT, PROOF AND TRIAL TEST	1	
5	C1057879	250-2 LBS WEIGHT, PROOF AND TRIAL TEST	1	
6	C1057880	250-3 LBS WEIGHT, PROOF AND TRIAL TEST	1	
7	C1057883	375 LBS WEIGHT, PROOF AND TRIAL TEST	1	
8*	C1055450	D SHACKLE, PROOF AND TRIAL TEST	4	
9*	C1055449	LIFTING CHAIN, PROOF AND TRIAL TEST	2	

\* ITEM NOT SHOWN IN THE ILLUSTRATION

WHEN ORDERING PARTS, SPECIFY MODEL NUMBER, SERIAL NUMBER AND DESCRIPTION OF PARTS REQUIRED

# XO HOSE OPTIONS

---



WHEN ORDERING PARTS, SPECIFY MODEL NUMBER, SERIAL NUMBER AND DESCRIPTION OF PARTS REQUIRED

## XO HOSE OPTIONS

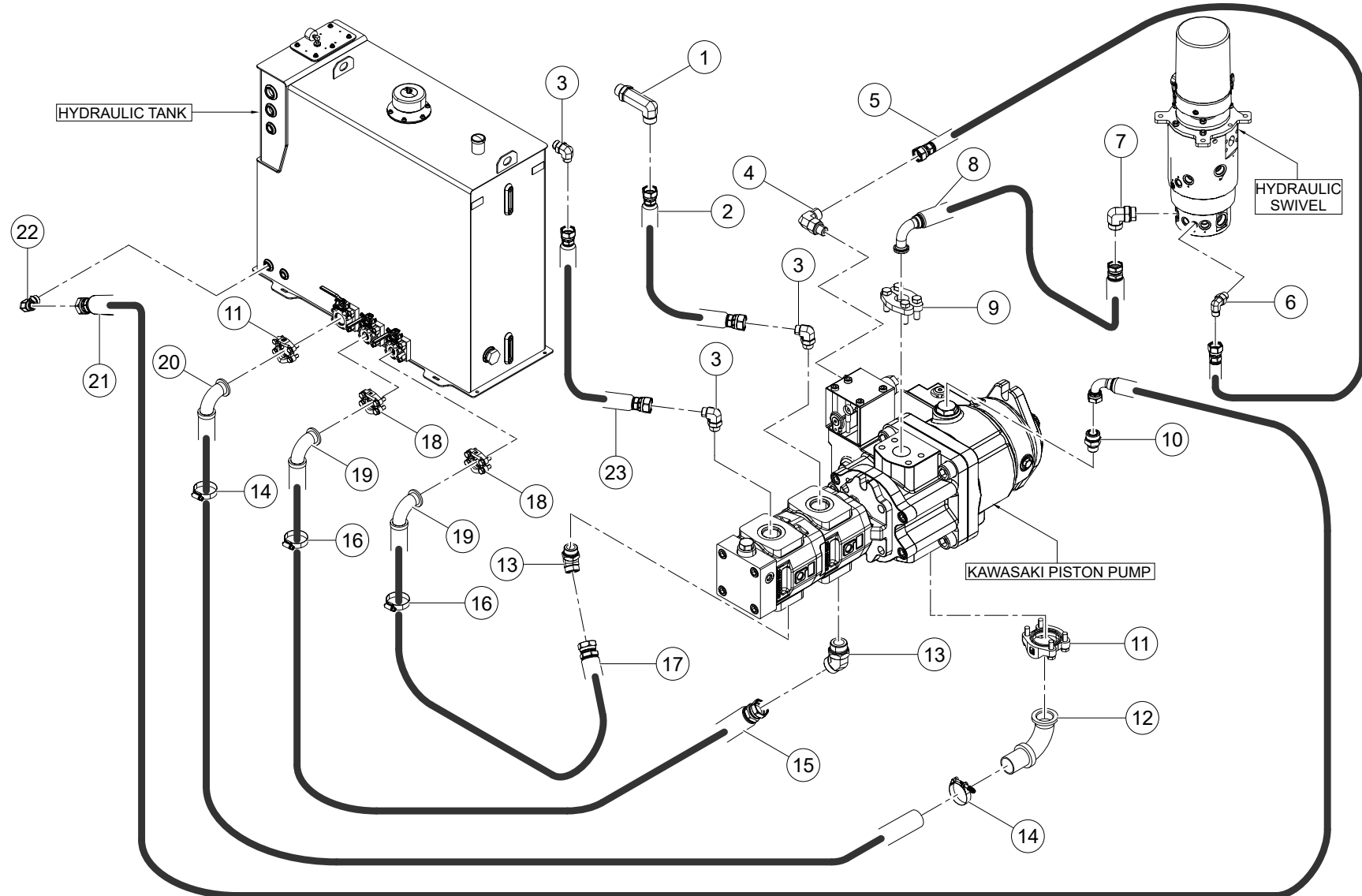
---

ITEM	PART NUMBER	DESCRIPTION	QUANTITY	NOTES
	<b>1008830</b>	<b>XO HOSE OPTIONS</b>		
1	<b>1027224</b>	HOSE VARIANT, ALLISON TRANSMISSION	1	SEE PAGE 446
2	<b>1027225</b>	HOSE VARIANT, EATON TRANSMISSION	1	SEE PAGE 448

---

WHEN ORDERING PARTS, SPECIFY MODEL NUMBER, SERIAL NUMBER AND DESCRIPTION OF PARTS REQUIRED

# HOSE VARIANT, ALLISON TRANSMISSION



HOSE LENGTH AND PROFILE SHOWN FOR REPRESENTATION ONLY.

WHEN ORDERING PARTS, SPECIFY MODEL NUMBER, SERIAL NUMBER AND DESCRIPTION OF PARTS REQUIRED

## HOSE VARIANT, ALLISON TRANSMISSION

ITEM	PART NUMBER	DESCRIPTION	QUANTITY	NOTES
	<b>1027224</b>	<b>HOSE VARIANT, ALLISON TRANSMISSION</b>		
1	1014018	ELBOW, 90, MOFS-12/MORB-12, L	1	
2	1027745	HOSE, -12, 4000 PSI, FOFS-12SW/FOFS-12SW/ 196.25"	1	
3	1014020	ELBOW, 90, MOFS-12/MORB-16	3	
4	1013997	ELBOW, 90, MOFS-4/MORB-4	1	
5	1027748	HOSE, -4, 5000, FOFS-4SW/FOFS-4SW, 262.50	1	
6	1013998	ELBOW, 90, MOFS-4/MORB-6	1	
7	1014064	ELBOW,90,MOFS-20/MORB-20	1	
8	1027747	HOSE, -20, 5000, FOFS-20SW/90C62-20, 269.75	1	
9	1020223	CLAMP, C62-20, KIT	1	
10	1010092	ADAPTER, MOFS-16/MORB-12	1	
11	1020228	CLAMP, C61-40, KIT	2	
12	1014642	ELBOW, 90, HBRB-40/C61-40	1	
13	1016207	ELBOW, 45, MOFS-20/MORB-20	2	
14	1000664	HOSE CLAMP, T-BOLT 2-15/16-3-1/4" ZP	2	
15	1027742	HOSE, -20, 300, FOFS-20SW/NO END, 91.25"	1	
16	1240-28	CLAMP, WORM DRIVE, -24	2	
17	1027744	HOSE, -20, 300, FOFS-20SW/NO END, 83.0"	1	
18	1020225	CLAMP, C61-24, KIT	2	
19	1014641	ELBOW, 90, HBRB-20/C61-24	2	
20	1027743	HOSE,-40,62,90C61-40/NO END,103.25	1	
21	1027741	HOSE, -16, 300, FOFS-16SW/90FOFS-16SW, 111.75"	1	
22	1014023	ELBOW, 90, MOFS-16/MORB-16	1	
23	1027746	HOSE, -12, 4000, FOFS-12SW/FOFS-12SW/ 209.75	1	

WHEN ORDERING PARTS, SPECIFY MODEL NUMBER, SERIAL NUMBER AND DESCRIPTION OF PARTS REQUIRED

### OPTIONS

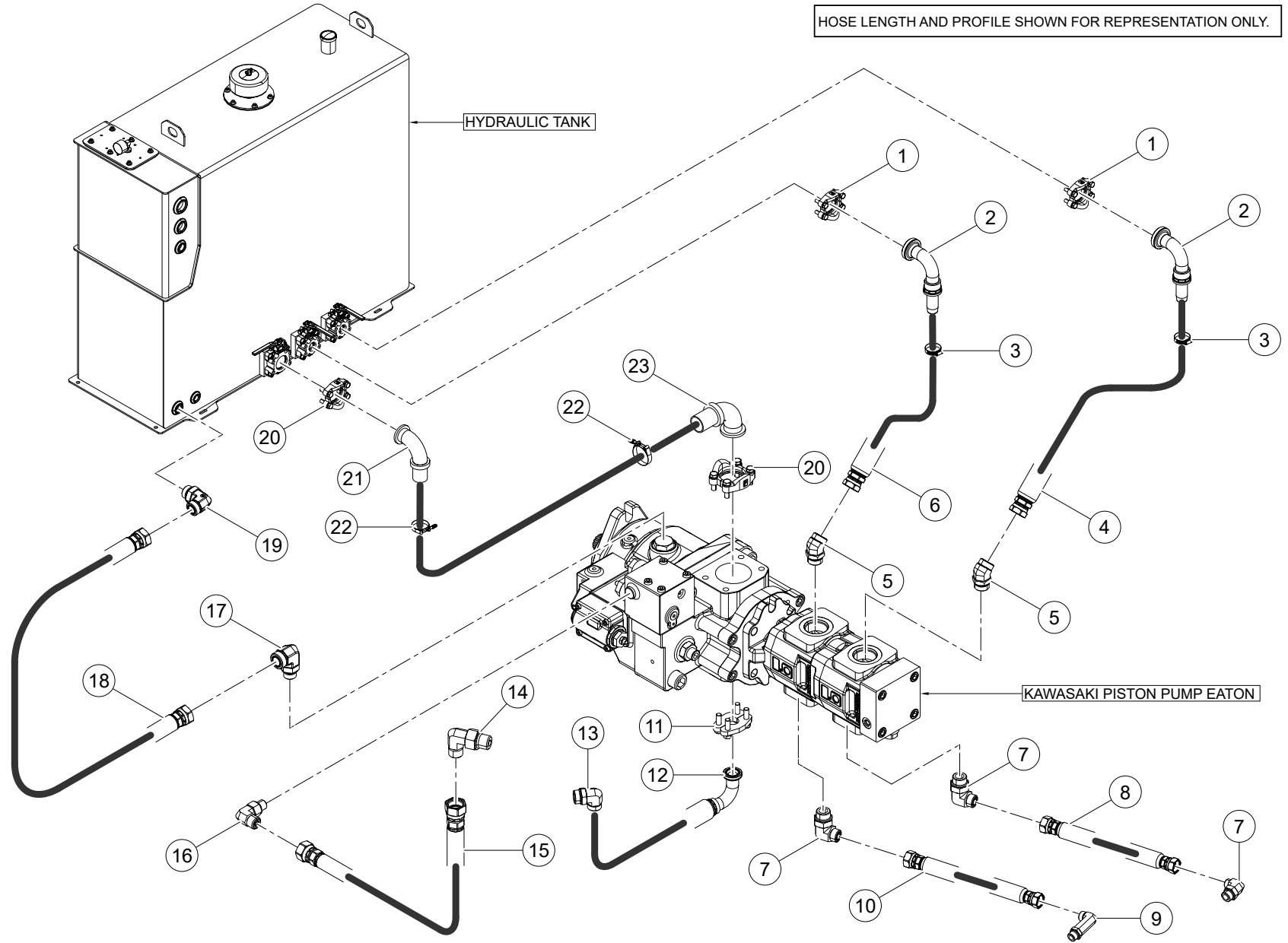
80-160 Parts Manual



DATE: 05-2024

PAGE: 447

# HOSE VARIANT, EATON TRANSMISSION



WHEN ORDERING PARTS, SPECIFY MODEL NUMBER, SERIAL NUMBER AND DESCRIPTION OF PARTS REQUIRED

## HOSE VARIANT, EATON TRANSMISSION

ITEM	PART NUMBER	DESCRIPTION	QUANTITY	NOTES
	<b>1027225</b>	<b>HOSE VARIANT, EATON TRANSMISSION</b>		
1	1020225	CLAMP, C61-24, KIT	2	
2	1014641	ELBOW, 90, HBRB-20/C61-24	2	
3	1240-28	CLAMP, WORM DRIVE, -24	2	
4	1027764	HOSE, -20, 300, FOFS-20SW/NO END, 36.25	1	
5	1016207	ELBOW, 45, MOFS-20/MORB-20	2	
6	1027763	HOSE, -20, 300, FOFS-20SW/NO END, 37.5	1	
7	1014020	ELBOW, 90, MOFS-12/MORB-16	3	
8	1027769	HOSE, -12, 4000, FOFS-12SW/FOFS-12SW, 168.75	1	
9	1014018	ELBOW, 90, MOFS-12/MORB-12, L	1	
10	1027768	HOSE, -12, 4000, FOFS-12SW/FOFS-12SW, 148.25	1	
11	1020223	CLAMP, C62-20, KIT	1	
12	1027766	HOSE, -20, 5000, 90FOFS-20SW/FOFS-20SW, 233.5	1	
13	1014064	ELBOW,90,MOFS-20/MORB-20	1	
14	1013998	ELBOW, 90, MOFS-4/MORB-6	1	
15	1027767	HOSE, -4, 5000, FOFS-4SW/FOFS-4SW, 230.25	1	
16	1013997	ELBOW, 90, MOFS-4/MORB-4	1	
17	1014022	ELBOW, 90, MOFS-16/MORB-12	1	
18	1027765	HOSE, -16, 300, FOFS-16SW/FOFS-16SW, 66.75	1	
19	1014023	ELBOW, 90, MOFS-16/MORB-16	1	
20	1020228	CLAMP, C61-40, KIT	2	
21	1014642	ELBOW, 90, HBRB-40/C61-40	1	
22	1000664	HOSE CLAMP, T-BOLT 2-15/16-3-1/4" ZP	2	
23	1027762	HOSE,-40,62,90C61-40/NO END,43.0	1	

WHEN ORDERING PARTS, SPECIFY MODEL NUMBER, SERIAL NUMBER AND DESCRIPTION OF PARTS REQUIRED

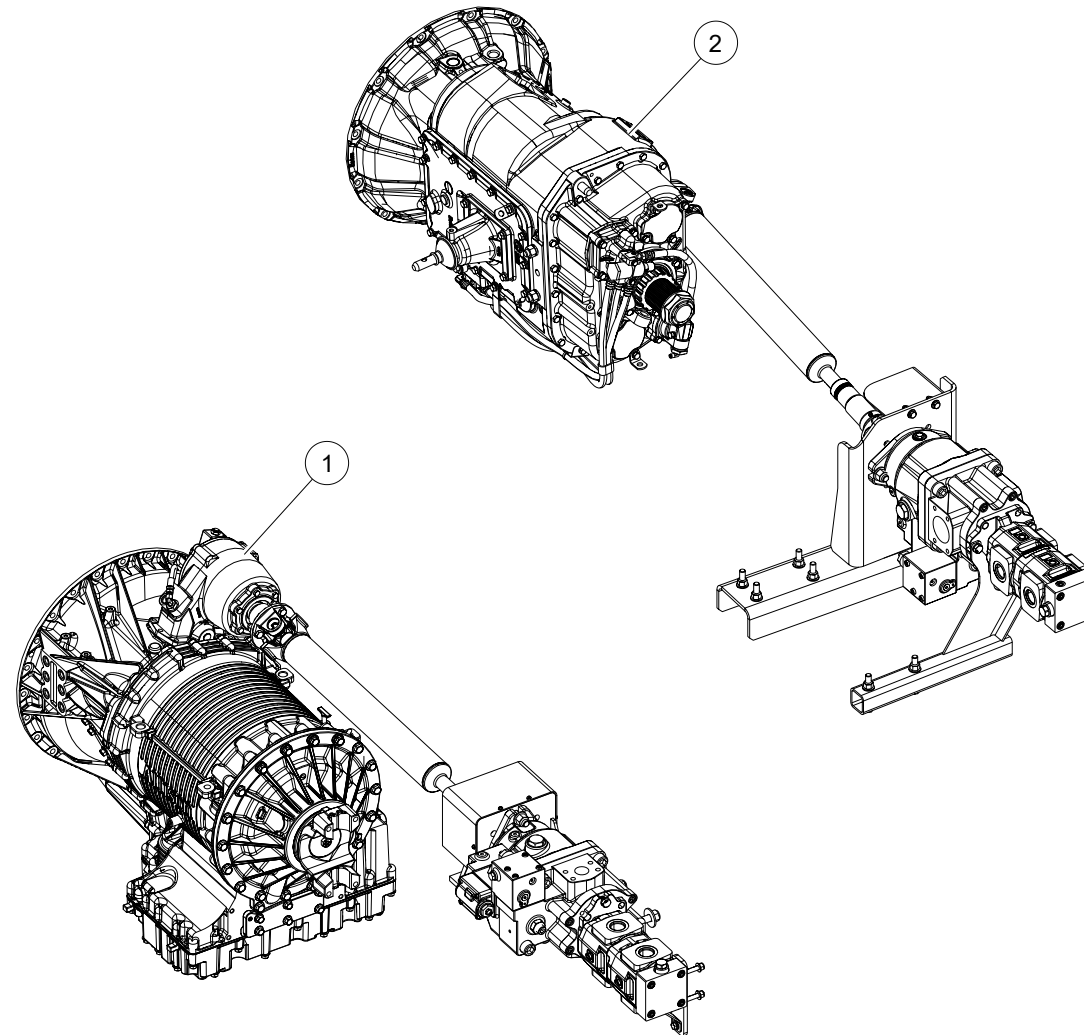
### OPTIONS

80-160 Parts Manual



DATE: 05-2024

PAGE: 449



WHEN ORDERING PARTS, SPECIFY MODEL NUMBER, SERIAL NUMBER AND DESCRIPTION OF PARTS REQUIRED

## PUMP/PTO OPTION

---

ITEM	PART NUMBER	DESCRIPTION	QUANTITY	NOTES
	<b>1008828</b>	<b>PUMP/PTO OPTION</b>		
1	<b>1030834</b>	PUMP/PTO ASSEMBLY, ALLISON TRANSMISSION	1	SEE PAGE 452
2	<b>1030835</b>	PUMP/PTO ASSEMBLY, EATON TRANSMISSION	1	SEE PAGE 456

---

WHEN ORDERING PARTS, SPECIFY MODEL NUMBER, SERIAL NUMBER AND DESCRIPTION OF PARTS REQUIRED

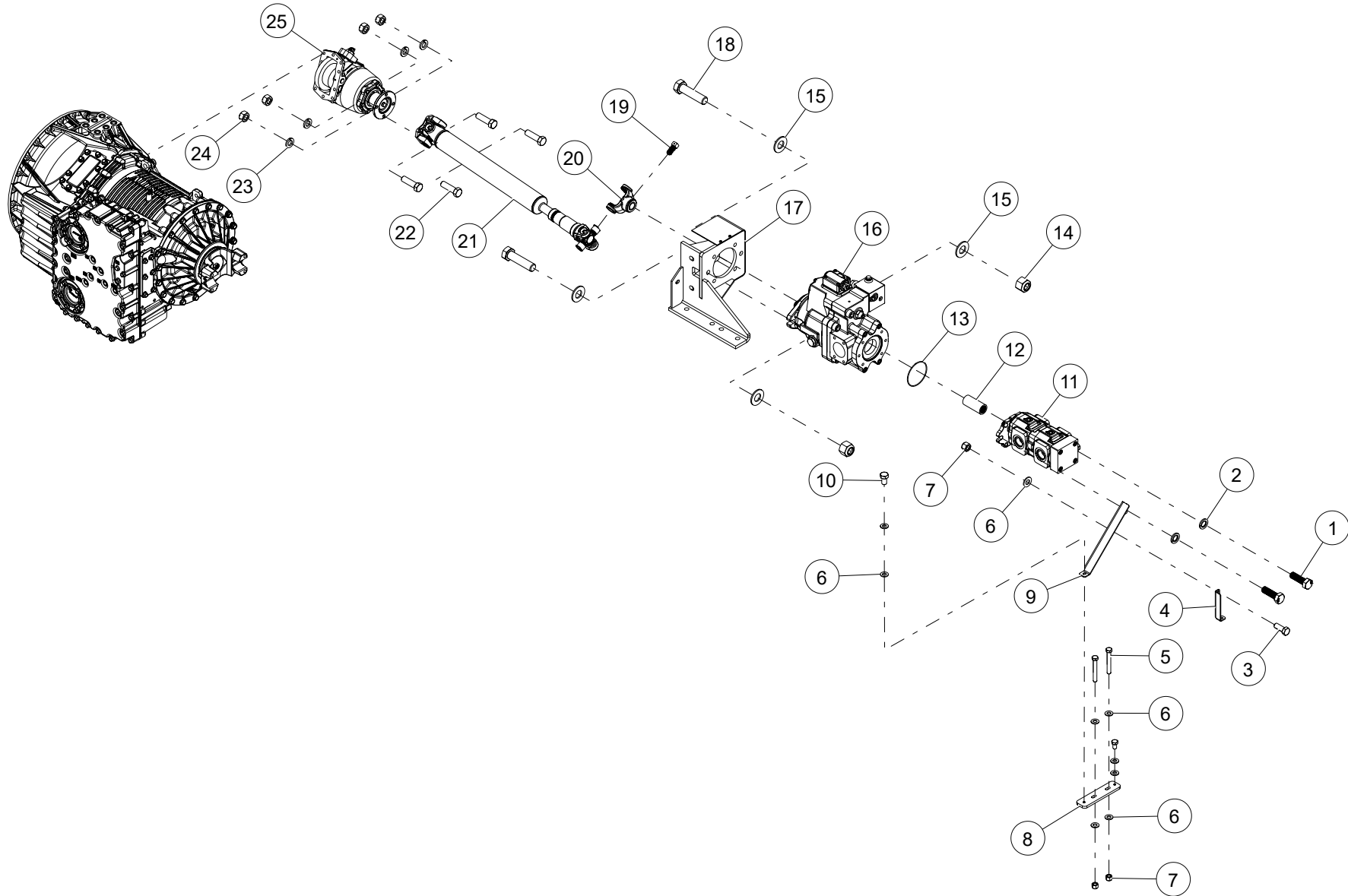
### OPTIONS

80-160 Parts Manual



DATE: 05-2024

PAGE: 451



WHEN ORDERING PARTS, SPECIFY MODEL NUMBER, SERIAL NUMBER AND DESCRIPTION OF PARTS REQUIRED

ITEM	PART NUMBER	DESCRIPTION	QUANTITY	NOTES
	<b>1030834</b>	<b>PUMP/PTO ASSEMBLY, ALLISON TRANSMISSION</b>		
1	1026503	BOLT, M12 X 1.75MM THREAD, 40MM LG	2	
2	WSH4-X12A000PZ0	LOCK WASHER, SPIRAL, M12, ZINC	2	
3	HHCS-C375A008Z0	HEX HEAD CAP SCREW, 3/8-16 X 1 LEN, GR8, ZN	1	
4	1037606	BRACKET, SUPPORT, HORZ, PTO PUMP	1	
5	HHCS-C375B758Z0	HEX HEAD CAP SCREW, 3/8-16 X 2 3/4 LEN, GR8, ZN	2	
6	WSH1-X3750008Z0	WASHER, 3/8, GR8, ZN	9	
7	NUT3-C3750008Z0	NYLON LOCK NUT, 3/8-16, GR8, ZN	3	
8	1037506	PLATE, MOUNTING, PTO PUMP SUPPORT	1	
9	1037507	BRACKET, SUPPORT, PTO PUMP	1	
10	HHCS-C3756258Z0	HEX HEAD CAP SCREW, 3/8-16 X 5/8 LEN, GR8, ZN	2	
11	1008267	DOUBLE PUMP CW	1	
12	1008302	COUPLING, SAE BB 15T	1	
13	1026509	O-RING, AS568A-155	1	
14	NUT3-C6250008M0	NYLON LOCK NUT, 5/8-11, GR8, MA	2	Total 7 in ALLISON TRANSMISSION
15	WSH2-X6250008Z0	SAE WASHER, 5/8, GR8, ZN	4	
16	1008303	PUMP, PISTON 140 CC, CW	1	
17	1037400	ASSEMBLY, PTO BRACKET W/COVER	1	
18	HHCS-C625B508M0	HEX HEAD CAP SCREW, 5/8-11 X 2 1/2 LEN, GR8, MA	2	
19	1026694	SET SCREW, SQUARE, 3/8"-16 THREAD, 3/4" LG	1	
20	1009012	END YOKE	1	
21	1031017	DRIVESHAFT ASSEMBLY, ALLISON	1	
22	HHCS-C438A508Z0	HEX HEAD CAP SCREW, 7/16-14 X 1 1/2 LEN, GR8, ZN	4	
23	WSH4-X4380008Z0	SPIRAL LOCK WASHER, 7/16, GR8, ZN	4	
24	NUT1-C4380008Z0	HEX NUT, 7/16-14, GR8, ZN	4	
25	1026508	PTO GEARBOX, ALLISON	1	

WHEN ORDERING PARTS, SPECIFY MODEL NUMBER, SERIAL NUMBER AND DESCRIPTION OF PARTS REQUIRED

**OPTIONS**

80-160 Parts Manual



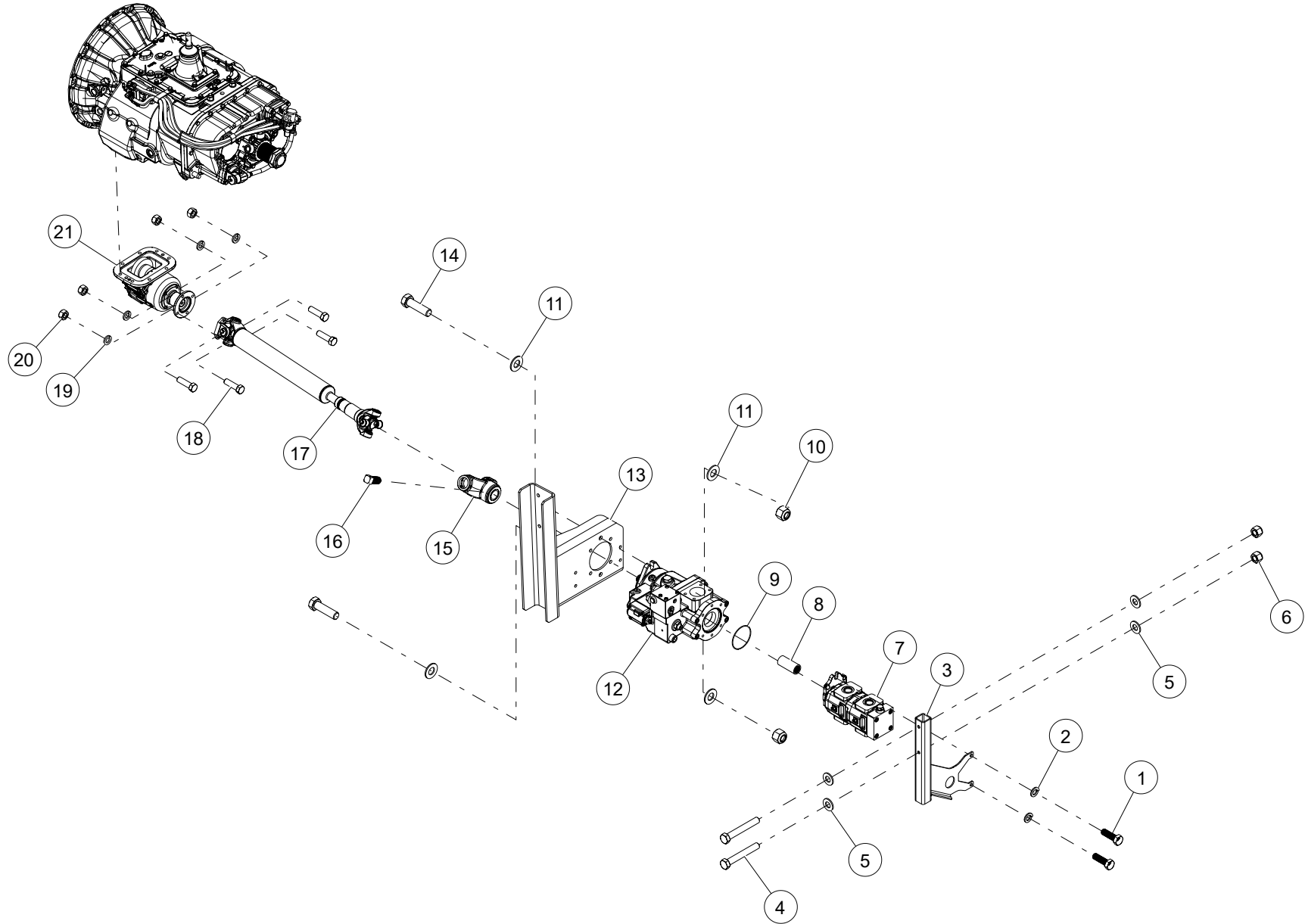
DATE: 05-2024

PAGE: 453



ITEM	PART NUMBER	DESCRIPTION	QUANTITY	NOTES
	<b>1030834</b>	<b>PUMP/PTO ASSY, ALLISON TRANSMISSION</b>		
26	HHCS-C500A758Z0	HEX HEAD CAP SCREW, 1/2-13 X 1 3/4 LEN, GR8, ZN	1	
27	WSH1-X5000008Z0	WASHER, 1/2, GR8, ZN	2	
28	WSH3-X6250008Z0	FENDER WASHER, 5/8, GR8, ZN	10	
29	HHCS-C625B758M0	HEX HEAD CAP SCREW, 5/8-11 X 2 3/4 LEN, GR8, MA	5	
30	NUT3-C5000008Z0	NYLON LOCK NUT, 1/2-13, GR8, ZN	1	

WHEN ORDERING PARTS, SPECIFY MODEL NUMBER, SERIAL NUMBER AND DESCRIPTION OF PARTS REQUIRED



WHEN ORDERING PARTS, SPECIFY MODEL NUMBER, SERIAL NUMBER AND DESCRIPTION OF PARTS REQUIRED

ITEM	PART NUMBER	DESCRIPTION	QUANTITY	NOTES
	<b>1030835</b>	<b>PUMP/PTO ASSEMBLY, EATON TRANSMISSION</b>		
1	1026503	BOLT, M12 X 1.75MM THREAD, 40MM LG	2	
2	1025523	WASHER, SPLIT LOCK, M12	2	
3	C1047136	PISTON PUMP SUPPORT BRACKET WELDMENT	1	
4	HHCS-C500C508Z1	HEX HEAD CAP SCREW, 1/2-13 X 3 1/2 LEN, GR8, ZN, FULL THREAD	2	
5	WSH1-X5000008Z0	WASHER, 1/2, GR8, ZN	4	Total 12 in EATON TRANSMISSION
6	NUT3-C5000008Z0	NYLON LOCK NUT, 1/2-13, GR8, ZN	2	Total 6 in EATON TRANSMISSION
7	1008270	DOUBLE PUMP CCW	1	
8	1008302	COUPLING, SAE BB 15T	1	
9	1026509	O-RING, AS568A-155	1	
10	NUT3-C6250008M0	NYLON LOCK NUT, 5/8-11, GR8, MA	2	
11	WSH1-X6250008Z0	WASHER, 5/8, GR8, ZN	4	
12	1008304	PUMP, PISTON 140 CC, CCW	1	
13	1008592	BRACKET, PUMP MOUNTING	1	
14	HHCS-C625B258M0	HEX HEAD CAP SCREW, 5/8-11 X 2 1/4 LEN, GR8, MA	2	
15	1009012	END YOKE	1	
16	1026694	SET SCREW, SQUARE, 3/8"-16 THREAD, 3/4" LG	1	
17	1031017	DRIVESHAFT ASSEMBLY, ALLISON	1	
18	HHCS-C438A508Z0	HEX HEAD CAP SCREW, 7/16-14 X 1 1/2 LEN, GR8, ZN	4	
19	WSH4-X4380008Z0	SPIRAL LOCK WASHER, 7/16, GR8, ZN	4	
20	NUT1-C4380008Z0	HEX NUT, 7/16-14, GR8, ZN	4	
21	1026507	PTO GEARBOX, EATON	1	

WHEN ORDERING PARTS, SPECIFY MODEL NUMBER, SERIAL NUMBER AND DESCRIPTION OF PARTS REQUIRED

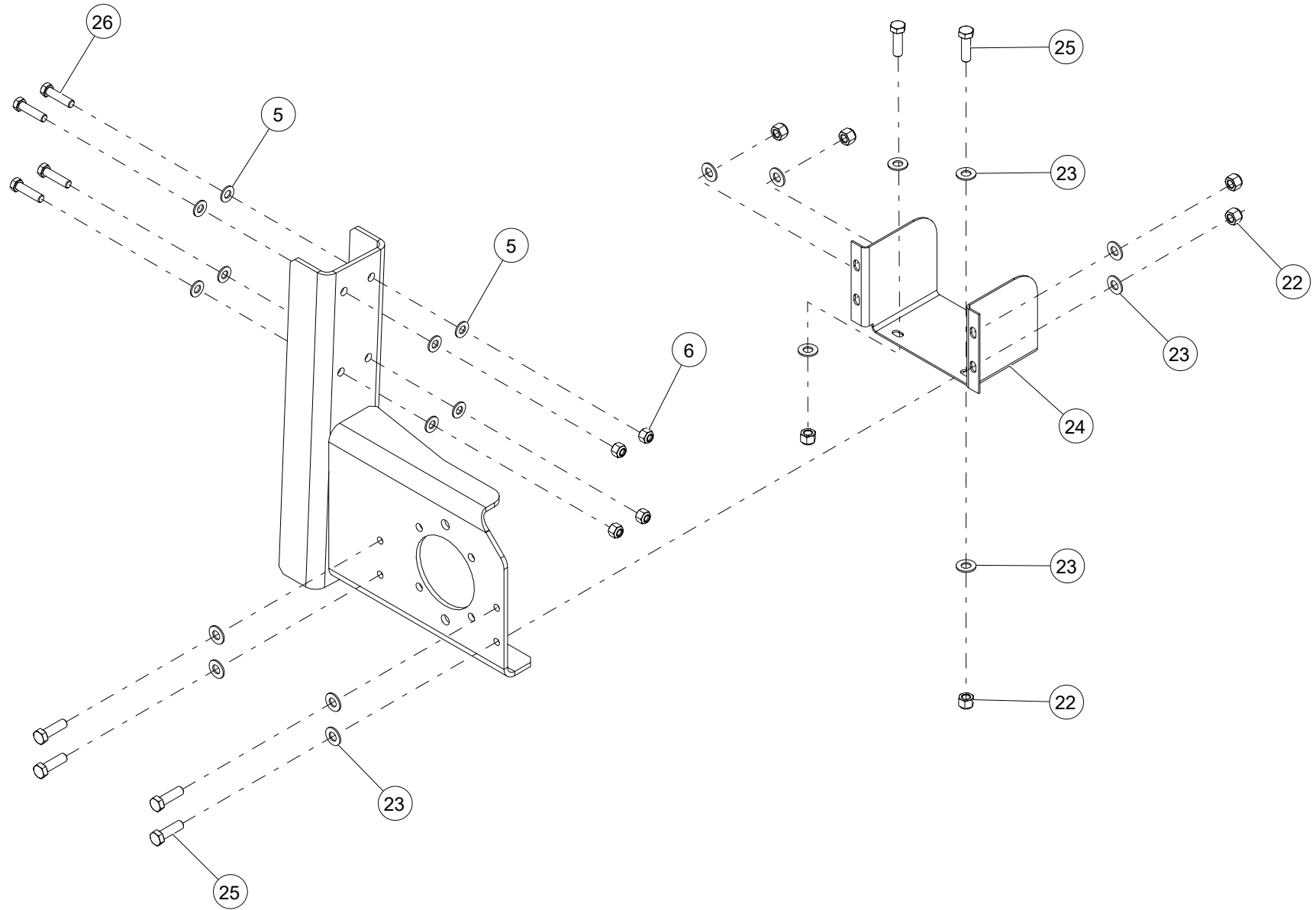
**OPTIONS**

80-160 Parts Manual



DATE: 05-2024

PAGE: 457



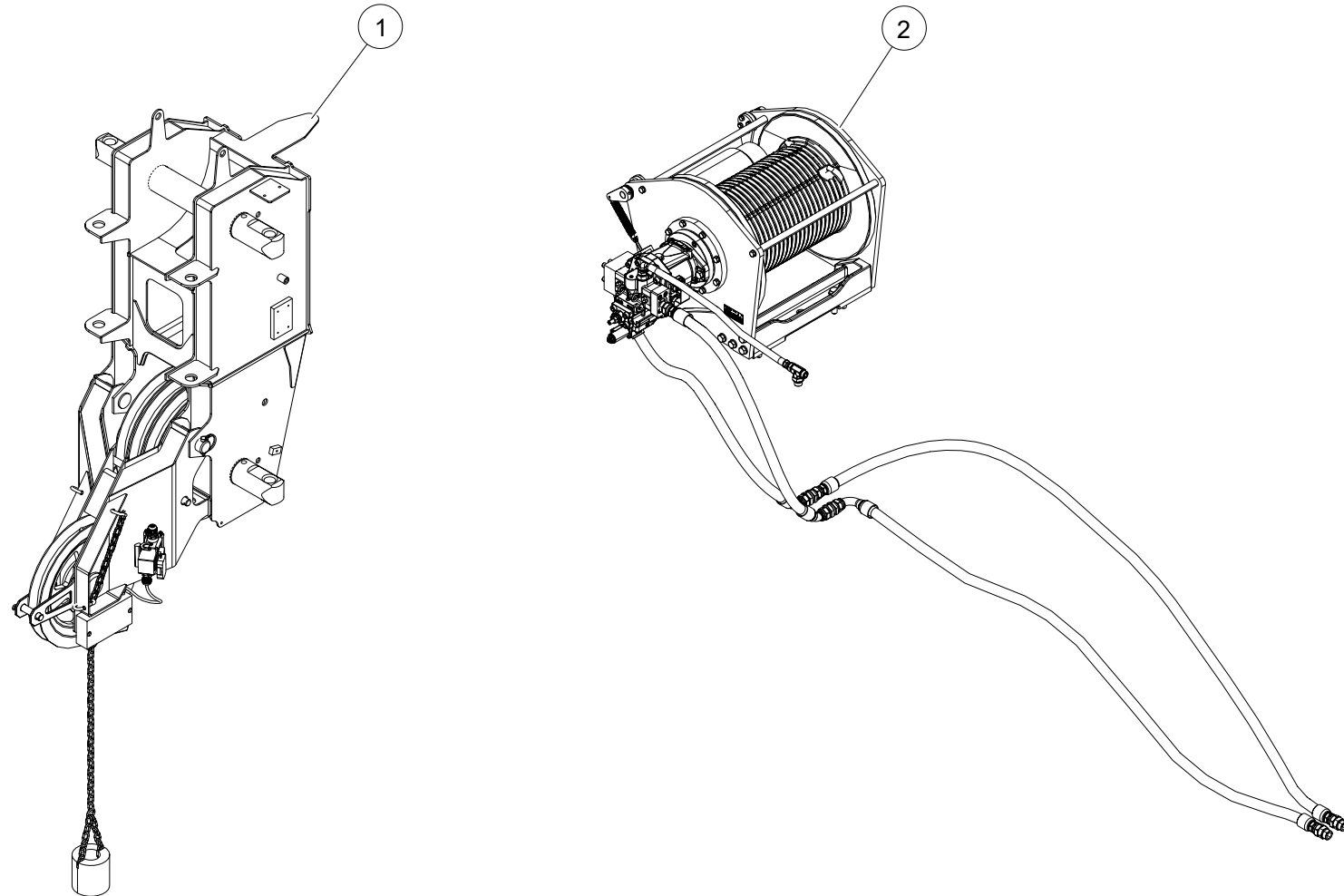
WHEN ORDERING PARTS, SPECIFY MODEL NUMBER, SERIAL NUMBER AND DESCRIPTION OF PARTS REQUIRED

ITEM	PART NUMBER	DESCRIPTION	QUANTITY	NOTES
	<b>1030835</b>	<b>PUMP/PTO ASSEMBLY, EATON TRANSMISSION</b>		
22	NUT3-C3750008Z0	NYLON LOCK NUT, 3/8-16, GR8, ZN	6	
23	WSH1-X3750008Z0	WASHER, 3/8, GR8, ZN	12	
24	1027035	COVER, END YOKE	1	
25	HHCS-C375A258Z0	HEX HEAD CAP SCREW, 3/8-16 X 1 1/4 LEN, GR8, ZN	6	
26	HHCS-C500B008Z0	HEX HEAD CAP SCREW, 1/2-13 X 2 LEN, GR8, ZN	4	

WHEN ORDERING PARTS, SPECIFY MODEL NUMBER, SERIAL NUMBER AND DESCRIPTION OF PARTS REQUIRED

## 80-160 AUXILIARY WINCH OPTION

---



WHEN ORDERING PARTS, SPECIFY MODEL NUMBER, SERIAL NUMBER AND DESCRIPTION OF PARTS REQUIRED

## 80-160 AUXILIARY WINCH OPTION

---

ITEM	PART NUMBER	DESCRIPTION	QUANTITY	NOTES
	<b>1008819</b>	<b>80-160 AUXILIARY WINCH OPTION</b>		
1	<b>1025715</b>	AUXILIARY HEAD ASSEMBLY	1	SEE PAGE 462
2	<b>1024399</b>	AUXILIARY WINCH ASSEMBLY	1	SEE PAGE 464

---

WHEN ORDERING PARTS, SPECIFY MODEL NUMBER, SERIAL NUMBER AND DESCRIPTION OF PARTS REQUIRED

### OPTIONS

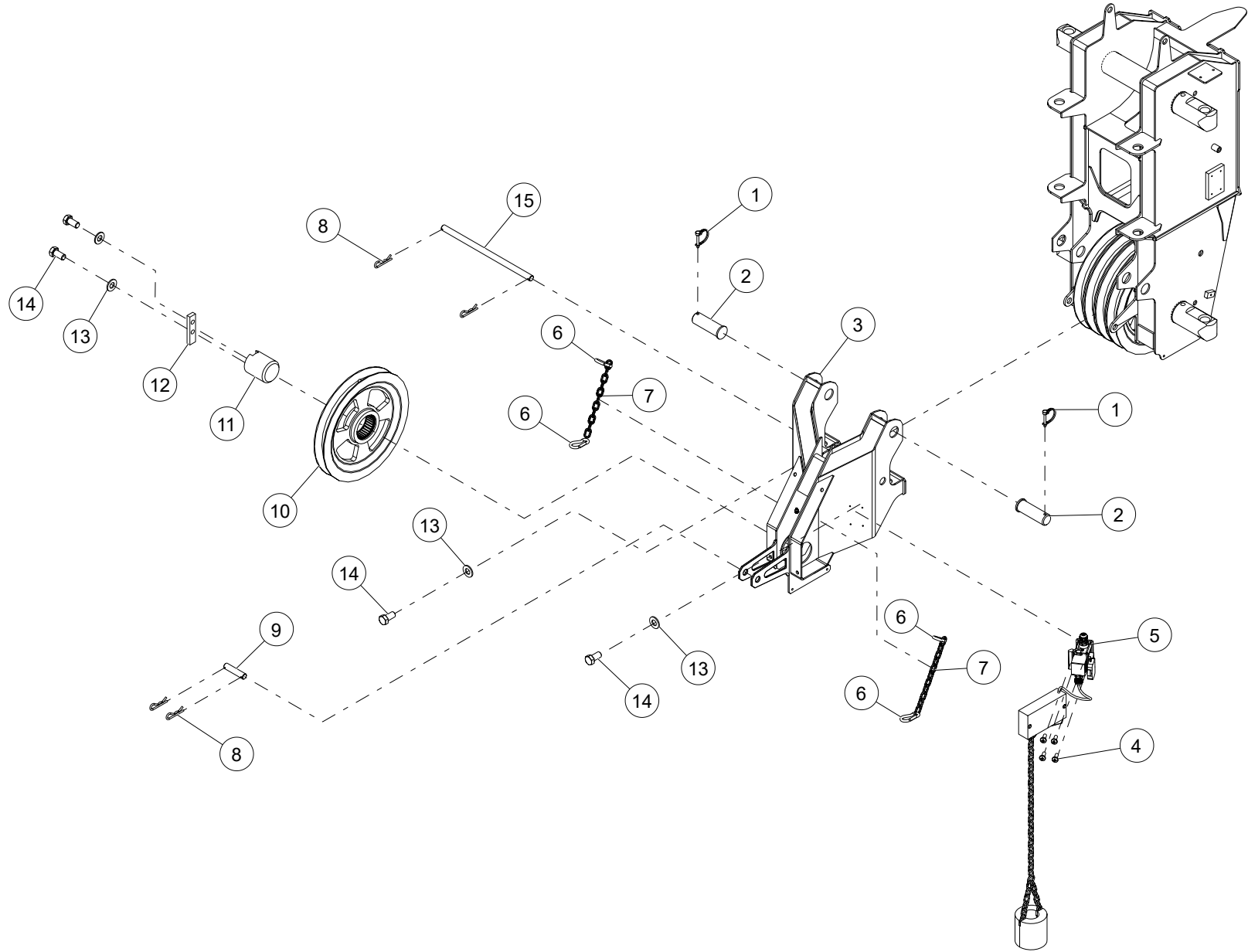
80-160 Parts Manual



DATE: 05-2024

PAGE: 461

# AUXILIARY HEAD ASSEMBLY



WHEN ORDERING PARTS, SPECIFY MODEL NUMBER, SERIAL NUMBER AND DESCRIPTION OF PARTS REQUIRED

## AUXILIARY HEAD ASSEMBLY

ITEM	PART NUMBER	DESCRIPTION	QUANTITY	NOTES
	<b>1025715</b>	<b>AUXILIARY HEAD ASSEMBLY</b>		
1	PIN4-X250A37XZ0	LOCK PIN WITH ROUNDED RETAINER, 1/4 DIA X 1 3/8 LEN, ZINC	2	
2	1025737	PIN, 1.5 DIA X 4.5 LEN	2	
3	1033813	WELDMENT, AUX SHEAVE	1	
4	MS07-C190500ZR0	MACHINE SCREW, 10-24 X 1/2 LEN, NF	4	
5	706A8816	ANTI TWO-BLOCK ASM, AUX SHEAVE	1	
6	1039953	CARABINER #600 CAPACITY	4	
7	1039955	GRADE 30 3/16" CHAIN	2	
8	PIN2-X125B00YZ0	HAIRPIN, 1/8 DIA X 2 LEN, ZINC	4	
9	1025749	ROUND, WIRE ROPE KEEPER	1	
10	1004432	ASSEMBLY, BOOM HEAD SHEAVE	1	
11	1025734	PIN, 3.00 DIA X 3.375 LEN	1	
12	1025735	BAR, PIN KEEPER	1	
13	WSH2-X5000008Z0	SAE WASHER, 1/2, GR8, ZN	4	
14	HHCS-C500A008Z0	HEX HEAD CAP SCREW, 1/2-13 X 1 LEN, GR8, ZN	4	
15	1025738	ROUND, WIRE ROPE KEEPER	1	

WHEN ORDERING PARTS, SPECIFY MODEL NUMBER, SERIAL NUMBER AND DESCRIPTION OF PARTS REQUIRED

### OPTIONS

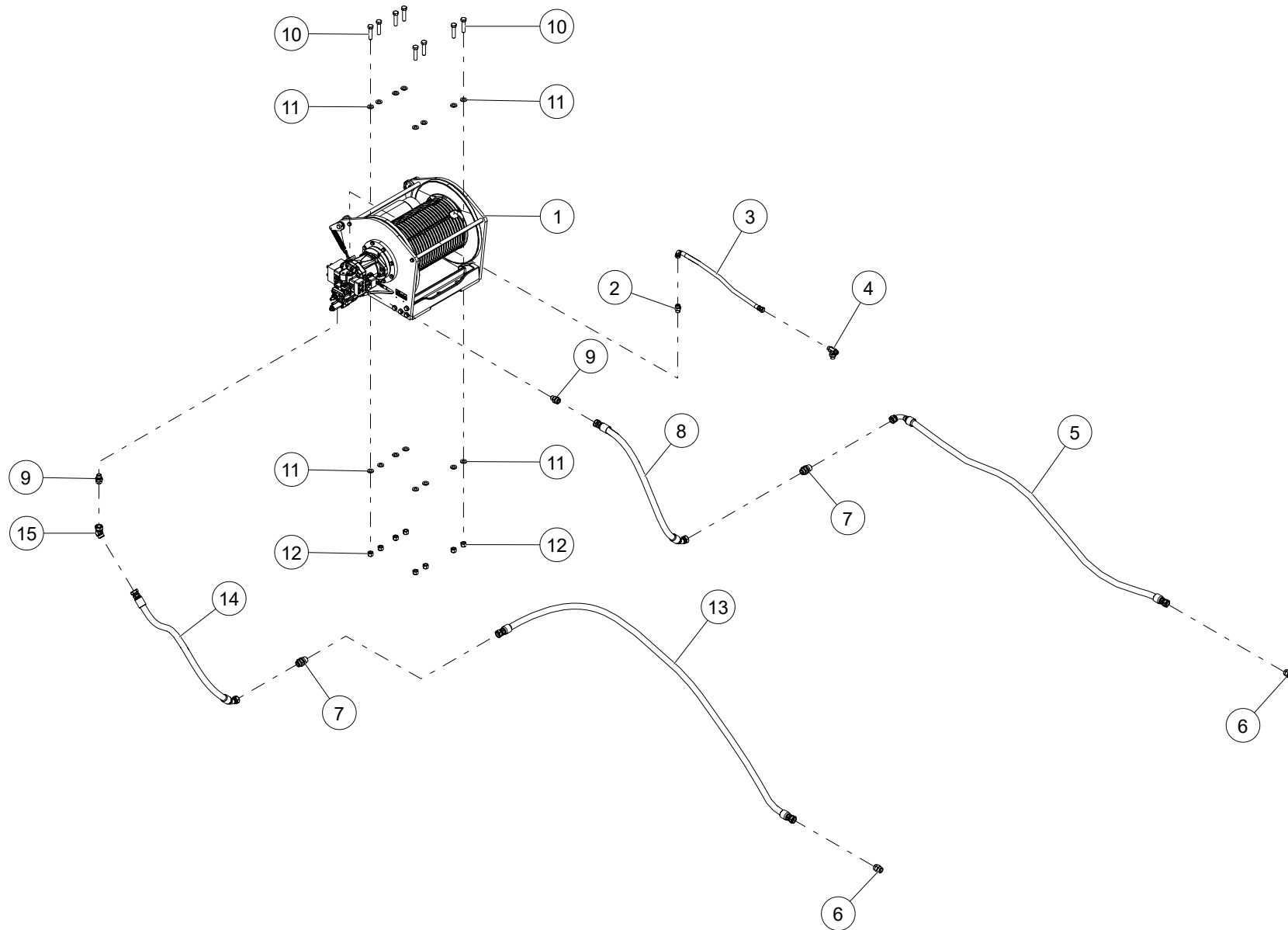
80-160 Parts Manual



DATE: 05-2024

PAGE: 463

# AUXILIARY WINCH ASSEMBLY



WHEN ORDERING PARTS, SPECIFY MODEL NUMBER, SERIAL NUMBER AND DESCRIPTION OF PARTS REQUIRED

## AUXILIARY WINCH ASSEMBLY

ITEM	PART NUMBER	DESCRIPTION	QUANTITY	NOTES
	<b>1024399</b>	<b>AUXILIARY WINCH ASSEMBLY</b>		
1	1006830	WINCH, KAWASAKI MOTOR 80160	1	
2	1010083	ADAPTER, MOFS-10/MORB-12	1	
3	1025583	HOSE,-10,300,90FOFS-10SW/FOFS-10SW,29.0	1	
4	1018183	ADAPTER, TEE, MOFS-10/MOFS-10/MORB-12	1	
5	1027877	HOSE,-16,5000,FOFS-16SW/90FOFS-16SW,84.0	1	
6	1010094	ADAPTER, MOFS-16/MORB-16	2	
7	1009989	ADAPTER, BH, MOFS-16/MOFS-16	2	
8	1025574	HOSE,-16,5000,45FOFS-16SW/FOFS-16SW,41.5	1	
9	1010092	ADAPTER, MOFS-16/MORB-12	2	
10	HHCS-C750C258Z1	HEX HEAD CAP SCREW, 3/4-10 X 3 1/4 LEN, GR8, ZN,	8	
11	WSH2-X7500008Z0	SAE WASHER, 3/4, GR8, ZN	16	
12	NUT3-C7500008Z0	NYLON LOCK NUT, 3/4-10, GR8, ZN	8	
13	1027876	HOSE,-16,5000,FOFS-16SW/FOFS-16SW,107.0	1	
14	1025575	HOSE,-16,5000,45FOFS-16SW/FOFS-16SW,45.0	1	
15	1016090	ADAPTER,45,MOFS-16/FOFS-16SW	1	

WHEN ORDERING PARTS, SPECIFY MODEL NUMBER, SERIAL NUMBER AND DESCRIPTION OF PARTS REQUIRED

### OPTIONS

80-160 Parts Manual

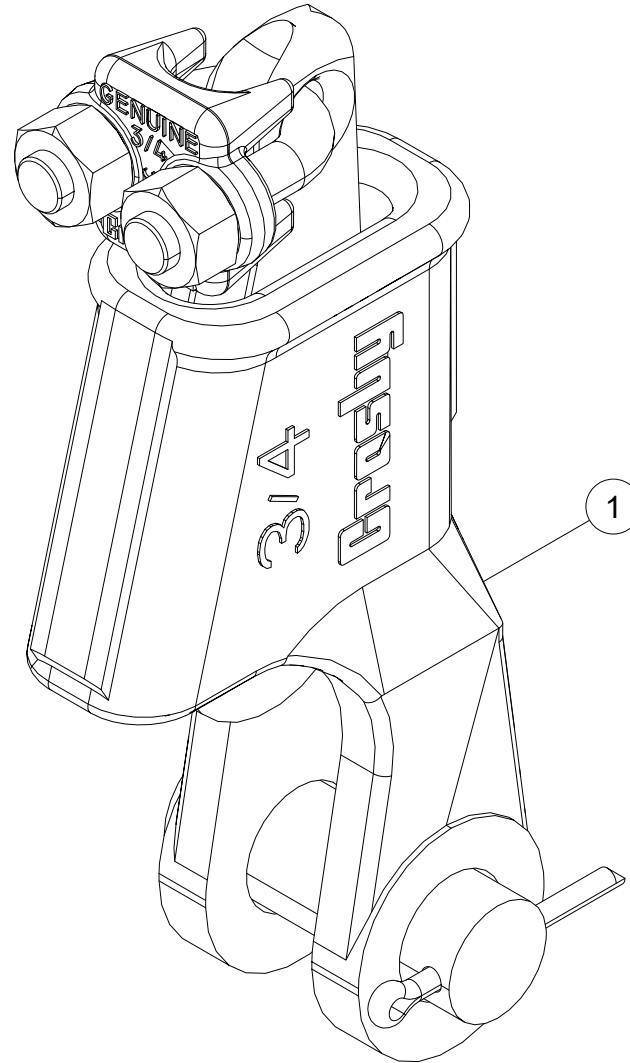


DATE: 05-2024

PAGE: 465

## XO80-160 AUXILIARY WINCH CABLE OPTIONS

---



WHEN ORDERING PARTS, SPECIFY MODEL NUMBER, SERIAL NUMBER AND DESCRIPTION OF PARTS REQUIRED

## XO80-160 AUXILIARY WINCH CABLE OPTIONS

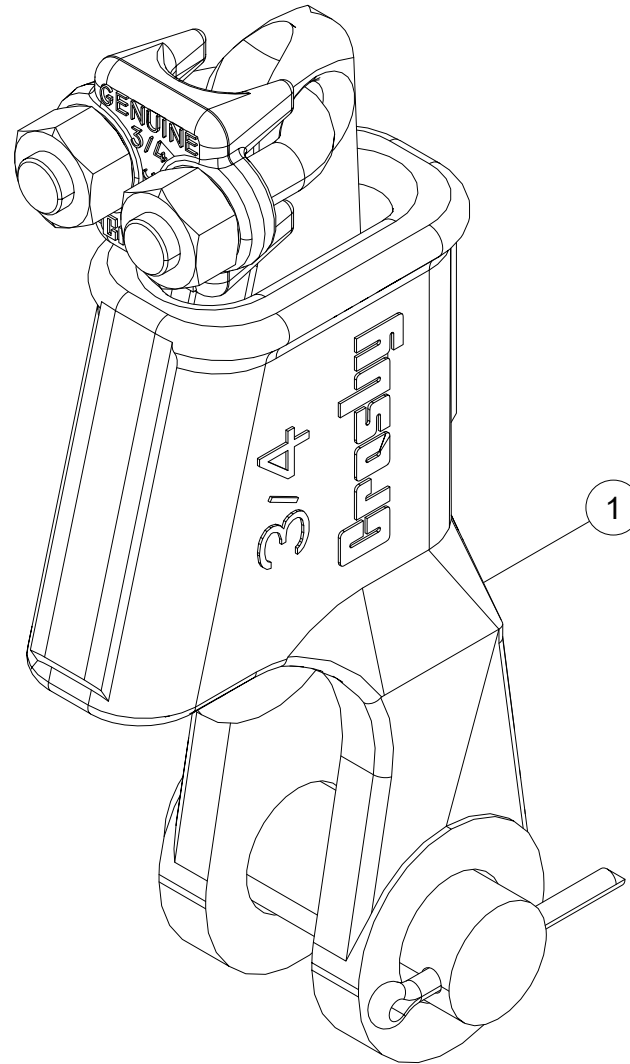
---

ITEM	PART NUMBER	DESCRIPTION	QUANTITY	NOTES
	<b>1027155</b>	<b>ROTATE-RESIST CABLE 3/4 X 600</b>		
1	1234-44	WEDGE & SOCKET, 3/4 INCH	1	
2*	1026399	WIRE ROPE 3/4 NON-ROTATING 35 X 7 SUPER 220	1	

\* ITEM NOT SHOWN IN THE ILLUSTRATION

---

WHEN ORDERING PARTS, SPECIFY MODEL NUMBER, SERIAL NUMBER AND DESCRIPTION OF PARTS REQUIRED



---

WHEN ORDERING PARTS, SPECIFY MODEL NUMBER, SERIAL NUMBER AND DESCRIPTION OF PARTS REQUIRED

## XO80-160 ROPE OPTIONS

---

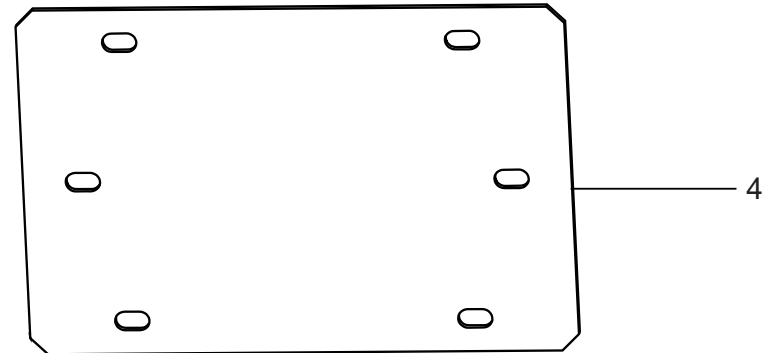
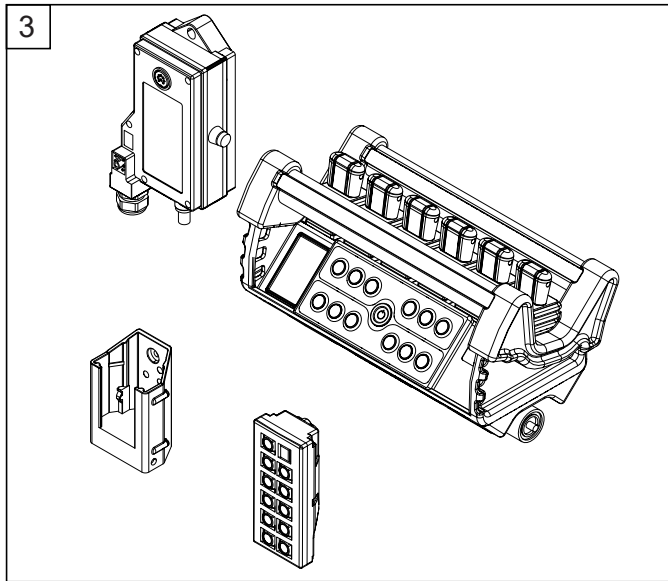
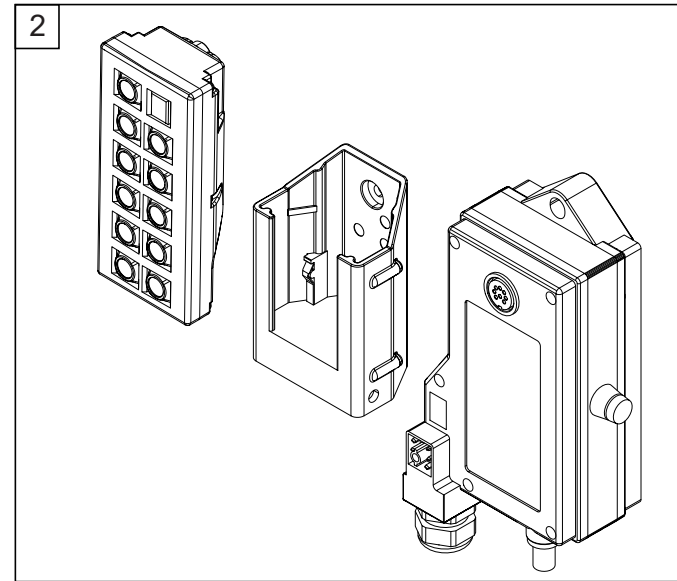
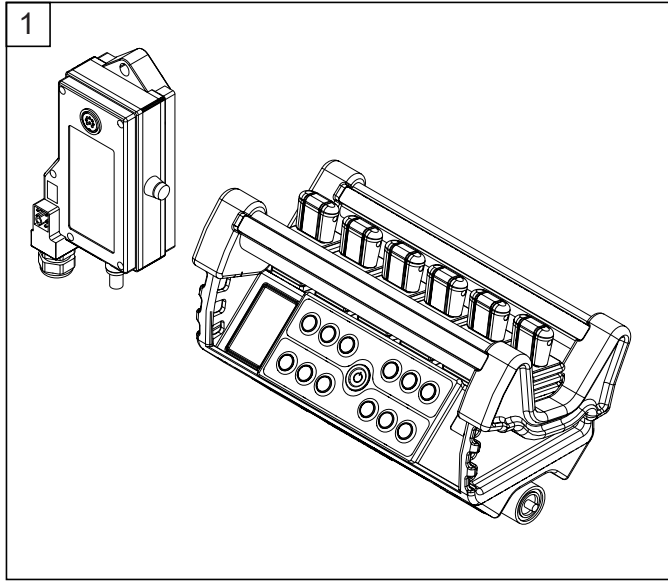
ITEM	PART NUMBER	DESCRIPTION	QUANTITY	NOTES
	<b>1008817</b>	<b>XO80-160 ROPE OPTIONS</b>		
1	1234-44	WEDGE & SOCKET, 3/4 INCH	1	
2*	1026399	WIRE ROPE 3/4 NON-ROTATING 35 X 7 SUPER 220	1	

\* ITEM NOT SHOWN IN THE ILLUSTRATION

---

WHEN ORDERING PARTS, SPECIFY MODEL NUMBER, SERIAL NUMBER AND DESCRIPTION OF PARTS REQUIRED

# WIRELESS CONTROL OPTIONS



WHEN ORDERING PARTS, SPECIFY MODEL NUMBER, SERIAL NUMBER AND DESCRIPTION OF PARTS REQUIRED

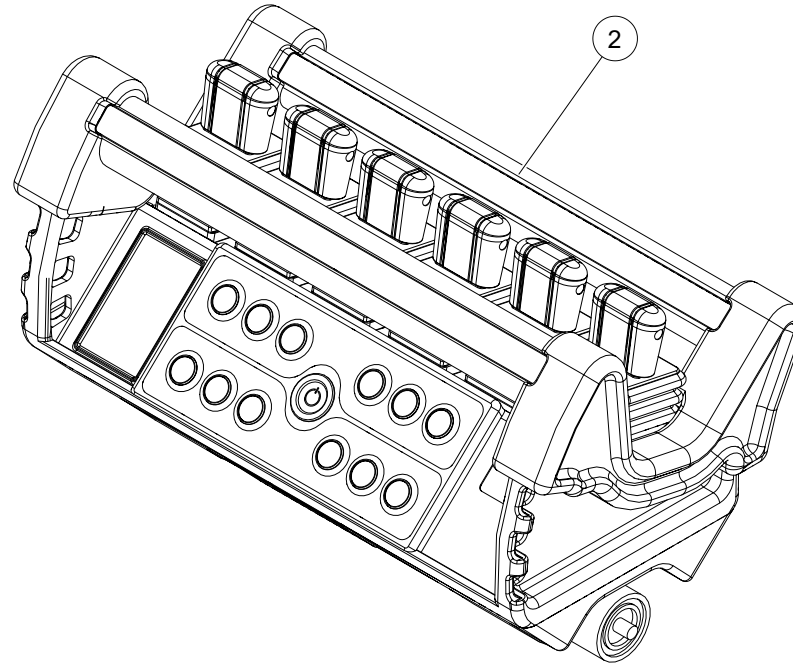
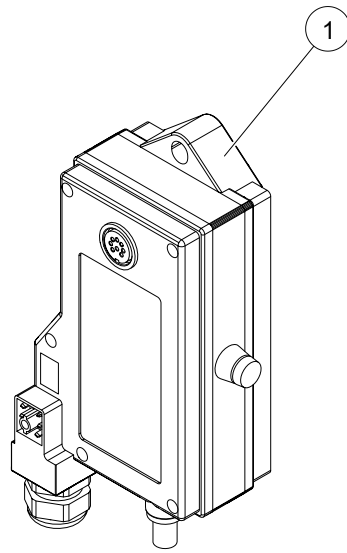
## WIRELESS CONTROL OPTIONS

---

ITEM	PART NUMBER	DESCRIPTION	QUANTITY	NOTES
	<b>1025701</b>	<b>WIRELESS CONTROL OPTIONS</b>		
1	1025691	BELLY PACK ONLY	1	SEE PAGE 472
2	1025692	JIB ONLY	1	SEE PAGE 474
3	1025693	JIB & BELLY PACK	1	SEE PAGE 476
4	1034091	PLATE, RECEIVER MOUNT	1	

---

WHEN ORDERING PARTS, SPECIFY MODEL NUMBER, SERIAL NUMBER AND DESCRIPTION OF PARTS REQUIRED



---

WHEN ORDERING PARTS, SPECIFY MODEL NUMBER, SERIAL NUMBER AND DESCRIPTION OF PARTS REQUIRED

## BELLY PACK ONLY

---

ITEM	PART NUMBER	DESCRIPTION	QUANTITY	NOTES
	<b>1025691</b>	<b>BELLY PACK ONLY</b>		
1	1025393	NBB MB-R6 RECEIVER REPLACEMENT	1	
2	1025394	BELLY PACK	1	

---

WHEN ORDERING PARTS, SPECIFY MODEL NUMBER, SERIAL NUMBER AND DESCRIPTION OF PARTS REQUIRED

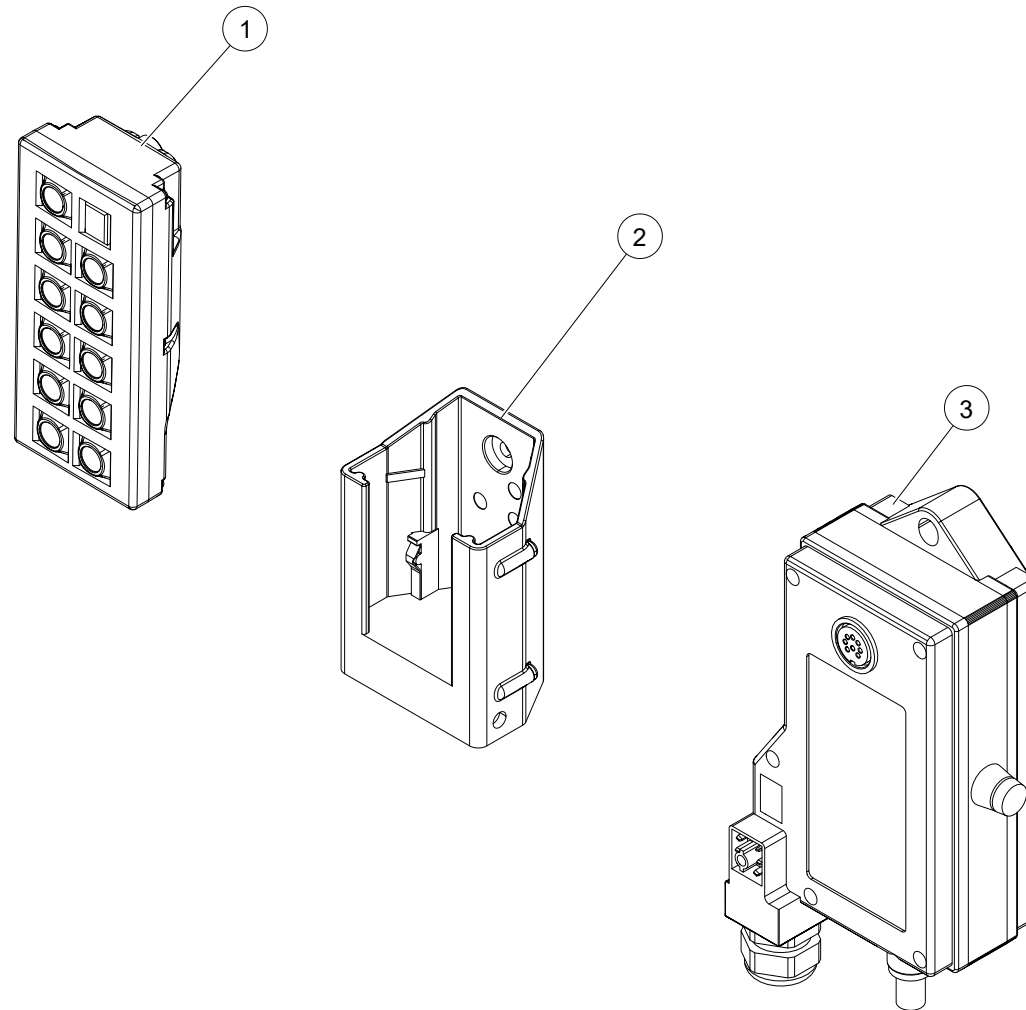
### OPTIONS

80-160 Parts Manual



DATE: 05-2024

PAGE: 473



---

WHEN ORDERING PARTS, SPECIFY MODEL NUMBER, SERIAL NUMBER AND DESCRIPTION OF PARTS REQUIRED

## JIB ONLY

---

ITEM	PART NUMBER	DESCRIPTION	QUANTITY	NOTES
	<b>1025692</b>	<b>JIB ONLY</b>		
1	1025392	NBB PLANAR-D TRANSMITTER 10 BUTTON REPLACEMENT	1	
2	1025711	NBB TRANSMITTER CHARGING BASE	1	
3	1025393	NBB MB-R6 RECEIVER REPLACEMENT	1	

---

WHEN ORDERING PARTS, SPECIFY MODEL NUMBER, SERIAL NUMBER AND DESCRIPTION OF PARTS REQUIRED

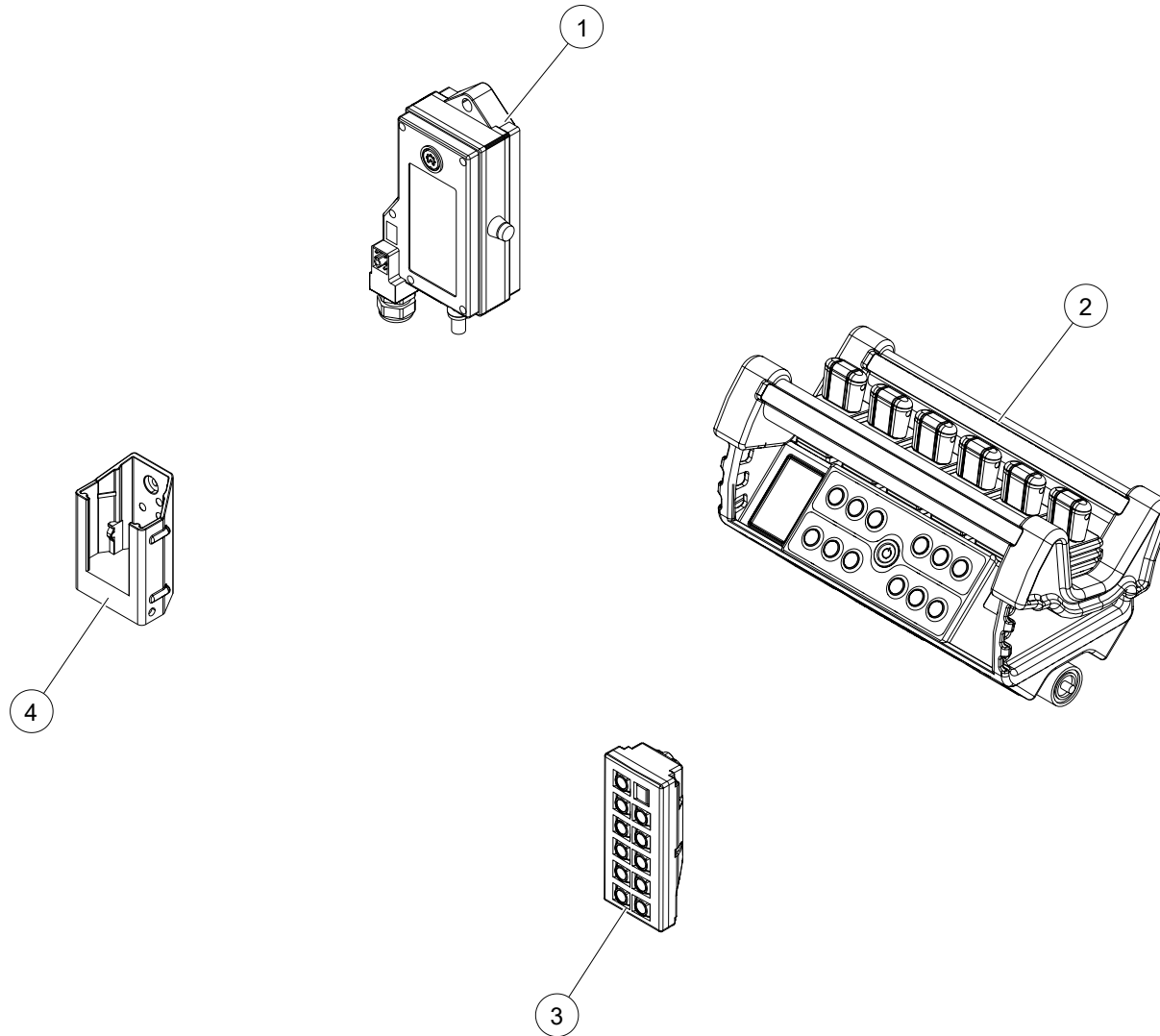
### OPTIONS

80-160 Parts Manual



DATE: 05-2024

PAGE: 475



---

WHEN ORDERING PARTS, SPECIFY MODEL NUMBER, SERIAL NUMBER AND DESCRIPTION OF PARTS REQUIRED

## JIB & BELLY PACK

---

ITEM	PART NUMBER	DESCRIPTION	QUANTITY	NOTES
	<b>1025693</b>	<b>JIB &amp; BELLY PACK</b>		
1	1025393	NBB MB-R6 RECEIVER REPLACEMENT	1	
2	1025394	BELLY PACK	1	
3	1025392	NBB PLANAR-D TRANSMITTER 10 BUTTON REPLACEMENT	1	
4	1025711	NBB TRANSMITTER CHARGING BASE	1	

---

WHEN ORDERING PARTS, SPECIFY MODEL NUMBER, SERIAL NUMBER AND DESCRIPTION OF PARTS REQUIRED

### OPTIONS

80-160 Parts Manual

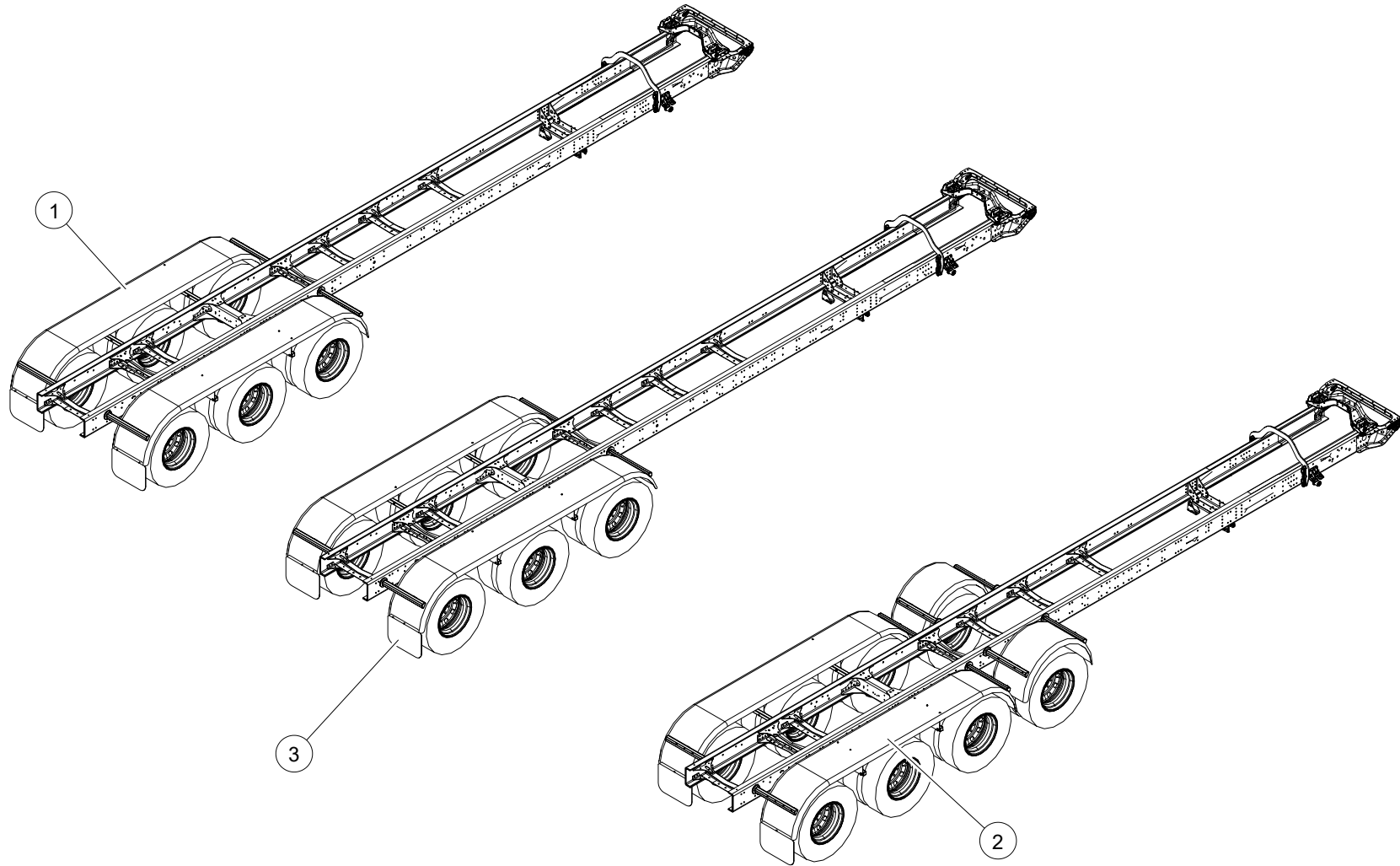


DATE: 05-2024

PAGE: 477

# XO FENDER OPTIONS

---



WHEN ORDERING PARTS, SPECIFY MODEL NUMBER, SERIAL NUMBER AND DESCRIPTION OF PARTS REQUIRED

## XO FENDER OPTIONS

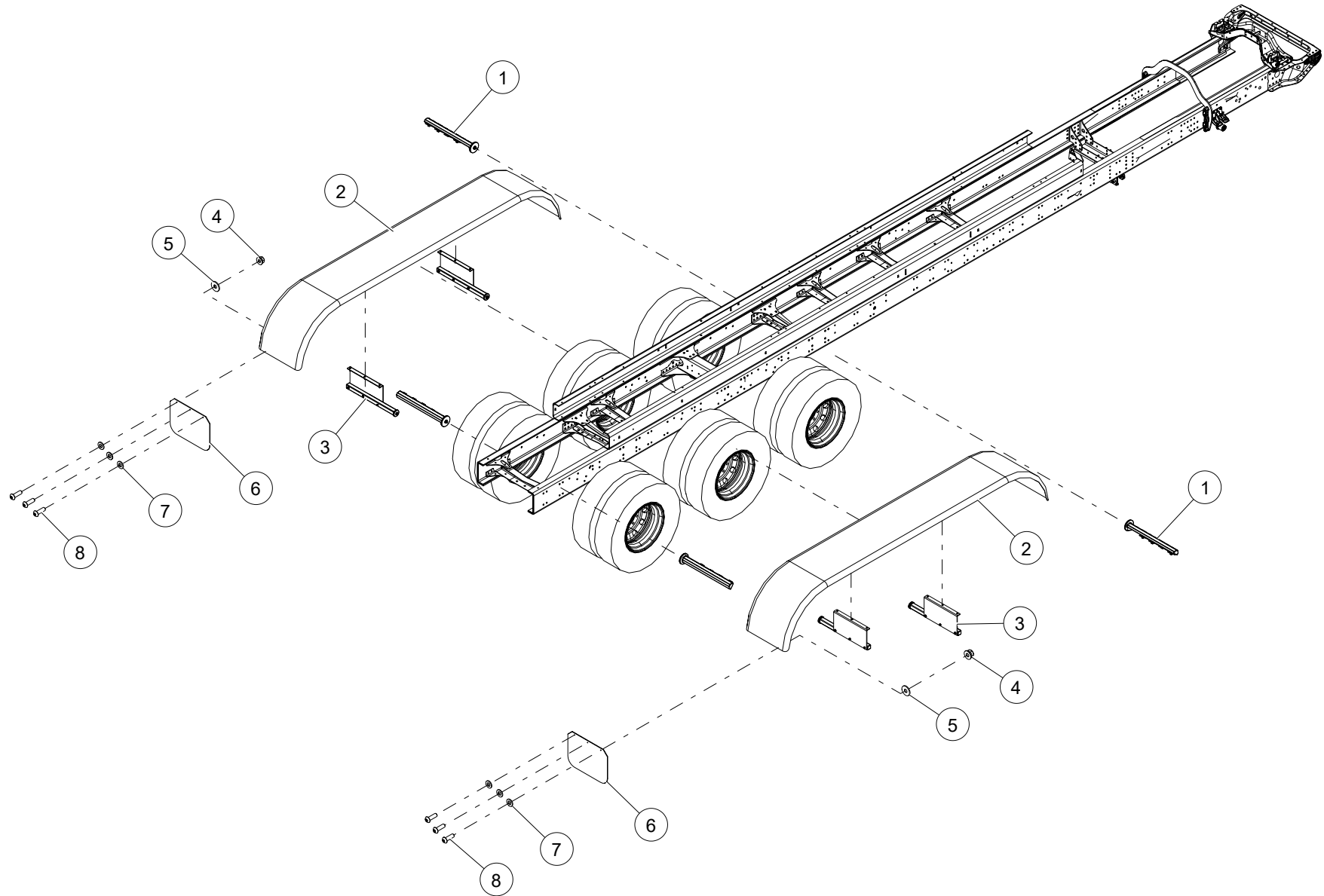
---

ITEM	PART NUMBER	DESCRIPTION	QUANTITY	NOTES
	<b>1008827</b>	<b>XO FENDER OPTIONS</b>		
1	T150137	FENDERS 55 INCH AXLE CTR	1	SEE PAGE 480
2	T150139	FENDERS 55 INCH AXLE CTR W/PUSHER	1	SEE PAGE 482
3	T150138	FENDERS 60 INCH AXLE CTR	1	SEE PAGE 484

---

WHEN ORDERING PARTS, SPECIFY MODEL NUMBER, SERIAL NUMBER AND DESCRIPTION OF PARTS REQUIRED

# FENDERS 55 INCH AXLE CTR



WHEN ORDERING PARTS, SPECIFY MODEL NUMBER, SERIAL NUMBER AND DESCRIPTION OF PARTS REQUIRED

## FENDERS 55 INCH AXLE CTR

ITEM	PART NUMBER	DESCRIPTION	QUANTITY	NOTES
	<b>T150137</b>	<b>FENDERS 55 INCH AXLE CTR</b>		
1	T137954	OUTER MOUNTING BRACKET ASSY	4	
2	T137955	FENDER, 110" TRIDEM	2	
3	T137953	UNDER MOUNTING BRACKET	4	
4	NFH-312C000-25	NUT, HEX,FLANGE 0.312-18,ST Z G5	6	
5	WMD-80MX000-E8	WSHR, FNDR M8, SS 18-8	6	
6	T123944	MUD FLAP, 18 X 24	2	
7	WAH-31NX000-Y2	WSH, FL HRD A-NRW 0.3125, ST YZ	6	
8	S18-312CA00-E8	SCR, BSHCS 0.312-18X1.00,SS18-8	6	

WHEN ORDERING PARTS, SPECIFY MODEL NUMBER, SERIAL NUMBER AND DESCRIPTION OF PARTS REQUIRED

### OPTIONS

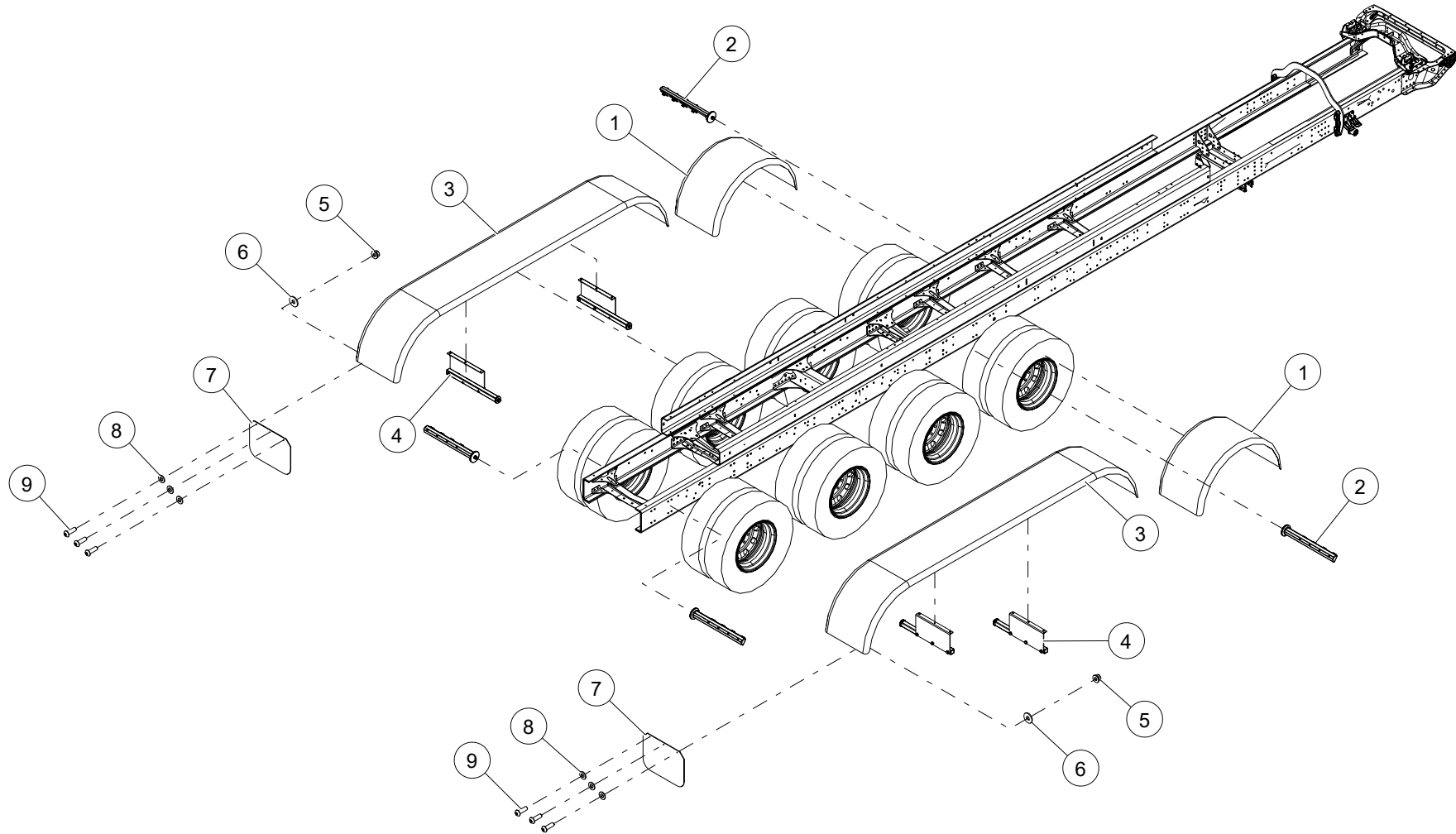
80-160 Parts Manual



DATE: 05-2024

PAGE: 481

# FENDERS 55 INCH AXLE CTR W/PUSHER



WHEN ORDERING PARTS, SPECIFY MODEL NUMBER, SERIAL NUMBER AND DESCRIPTION OF PARTS REQUIRED

## FENDERS 55 INCH AXLE CTR W/PUSHER

ITEM	PART NUMBER	DESCRIPTION	QUANTITY	NOTES
	<b>T150139</b>	<b>FENDERS 55 INCH AXLE CTR W/PUSHER</b>		
1	T145180	FENDER, SINGLE AXLE	2	
2	T137954	OUTER MOUNTING BRACKET ASSY	8	
3	T137955	FENDER, 110" TRIDEM	2	
4	T137953	UNDER MOUNTING BRACKET	4	
5	NFH-312C000-25	NUT, HEX,FLANGE 0.312-18,ST Z G5	6	
6	WMD-80MX000-E8	WSHR, FNDR M8, SS 18-8	6	
7	T123944	MUD FLAP, 18 X 24	2	
8	WAH-31NX000-Y2	WSH, FL HRD A-NRW 0.3125, ST YZ	6	
9	S18-312CA00-E8	SCR, BSHS 0.312-18X1.00,SS18-8	6	

WHEN ORDERING PARTS, SPECIFY MODEL NUMBER, SERIAL NUMBER AND DESCRIPTION OF PARTS REQUIRED

### OPTIONS

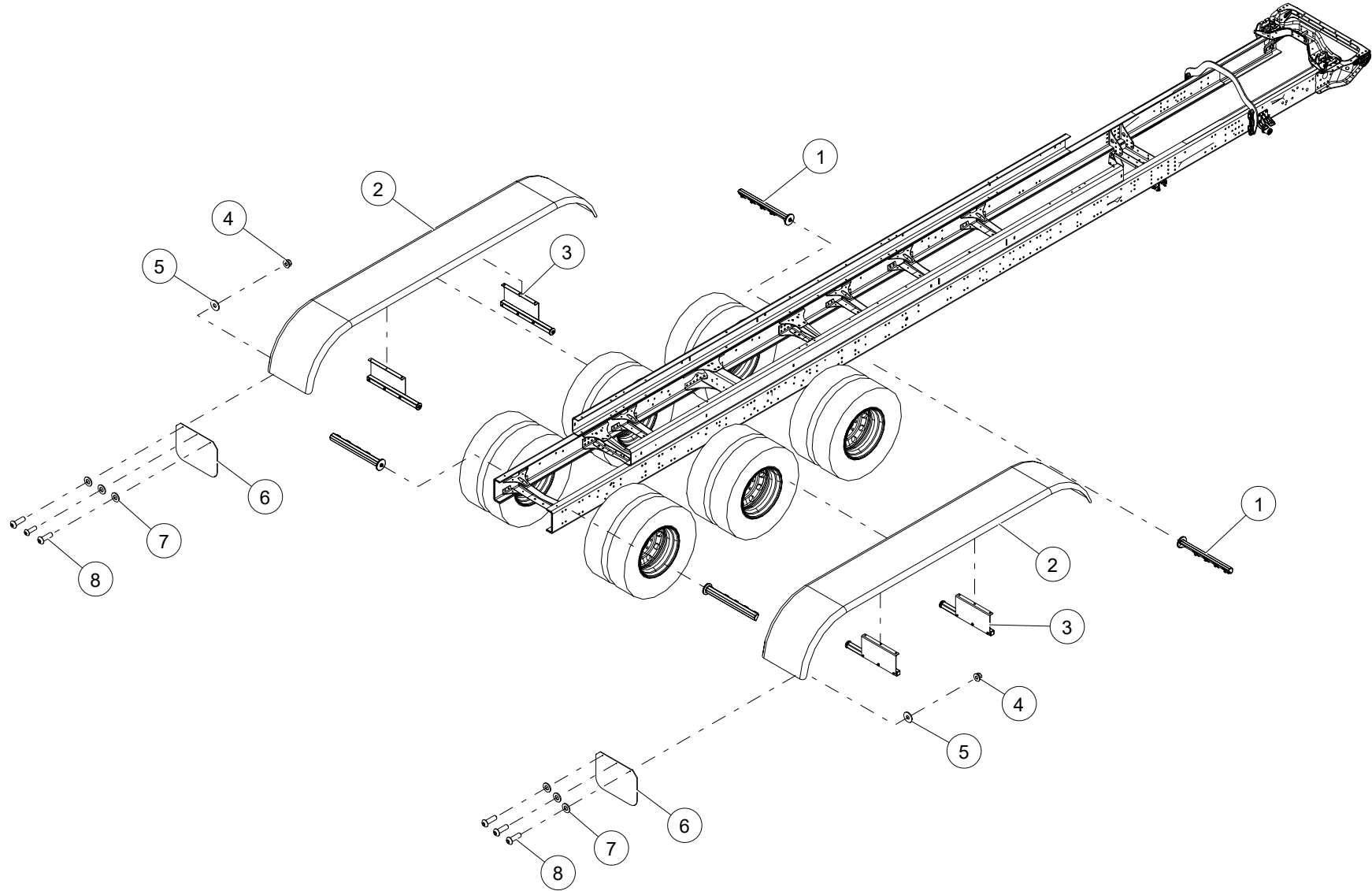
80-160 Parts Manual



DATE: 05-2024

PAGE: 483

# FENDERS 60 INCH AXLE CTR



WHEN ORDERING PARTS, SPECIFY MODEL NUMBER, SERIAL NUMBER AND DESCRIPTION OF PARTS REQUIRED

## FENDERS 60 INCH AXLE CTR

ITEM	PART NUMBER	DESCRIPTION	QUANTITY	NOTES
	<b>T150138</b>	<b>FENDERS 60 INCH AXLE CTR</b>		
1	T137954	OUTER MOUNTING BRACKET ASSY	4	
2	T144680	FENDER, 120" TRIDEM	2	
3	T137953	UNDER MOUNTING BRACKET	4	
4	NFH-312C000-25	NUT, HEX,FLANGE 0.312-18,ST Z G5	6	
5	WMD-80MX000-E8	WSHR, FNDR M8, SS 18-8	6	
6	T123944	MUD FLAP, 18 X 24	2	
7	WAH-31NX000-Y2	WSH, FL HRD A-NRW 0.3125, ST YZ	6	
8	S18-312CA00-E8	SCR, BSHCS 0.312-18X1.00,SS18-8	6	

WHEN ORDERING PARTS, SPECIFY MODEL NUMBER, SERIAL NUMBER AND DESCRIPTION OF PARTS REQUIRED

### OPTIONS

80-160 Parts Manual

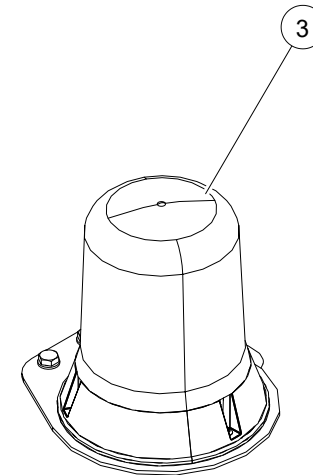
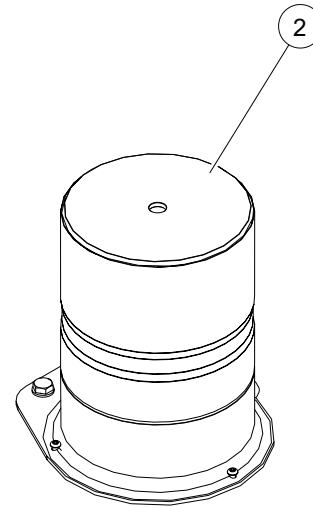
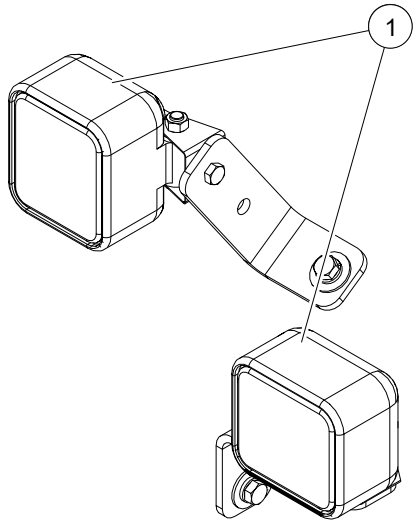


DATE: 05-2024

PAGE: 485

## XO LIGHT OPTIONS

---



---

WHEN ORDERING PARTS, SPECIFY MODEL NUMBER, SERIAL NUMBER AND DESCRIPTION OF PARTS REQUIRED

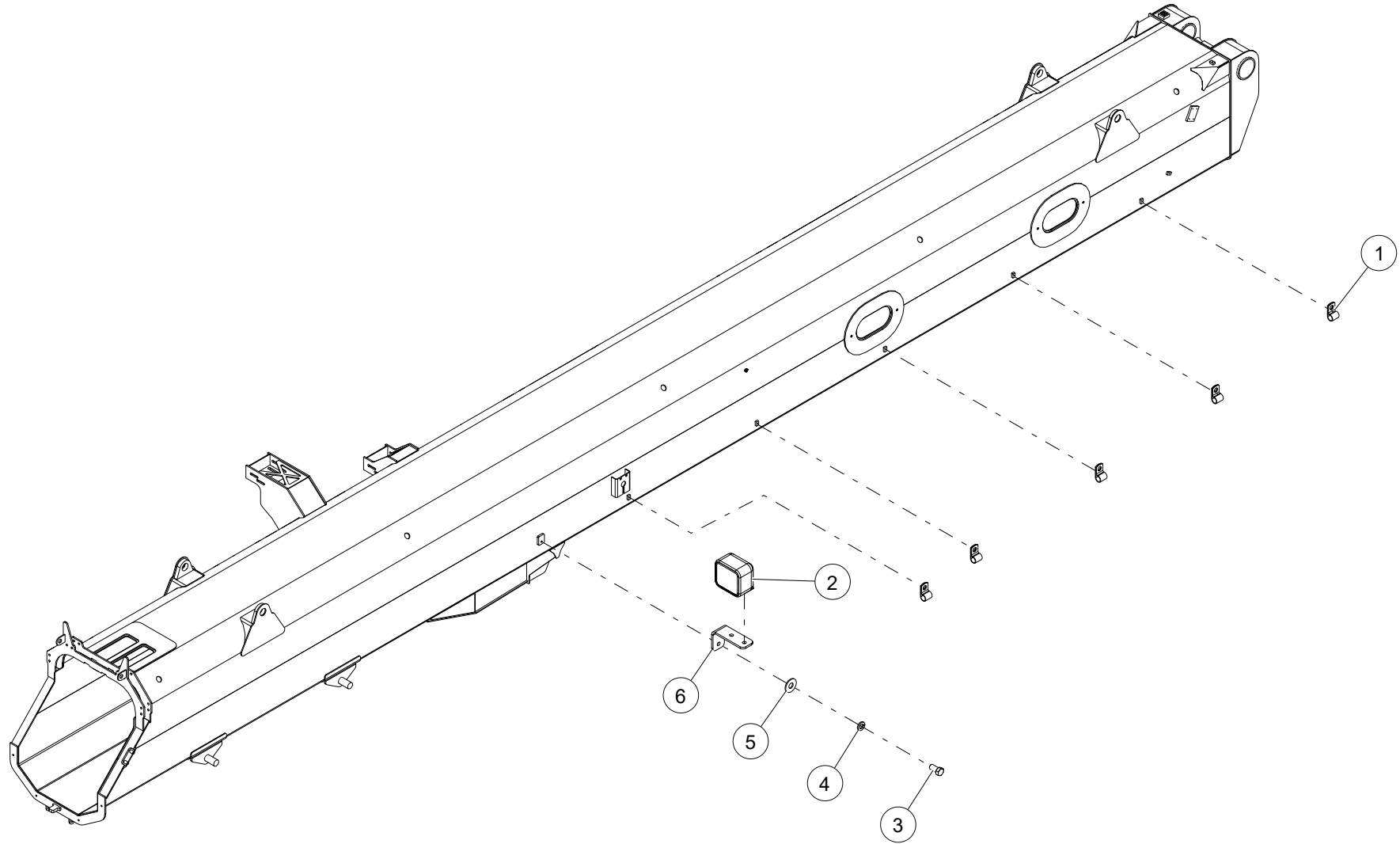
## XO LIGHT OPTIONS

---

ITEM	PART NUMBER	DESCRIPTION	QUANTITY	NOTES
	<b>1008826</b>	<b>XO LIGHT OPTIONS</b>		
1	<b>1035133</b>	WORK LIGHT INSTALLATION	1	SEE PAGE 488
2	<b>T124067</b>	STROBE LIGHT INSTALLATION	1	SEE PAGE 492
3	<b>T134670</b>	REVOLVING AMBER LIGHT INSTALLATION	1	SEE PAGE 494

---

WHEN ORDERING PARTS, SPECIFY MODEL NUMBER, SERIAL NUMBER AND DESCRIPTION OF PARTS REQUIRED

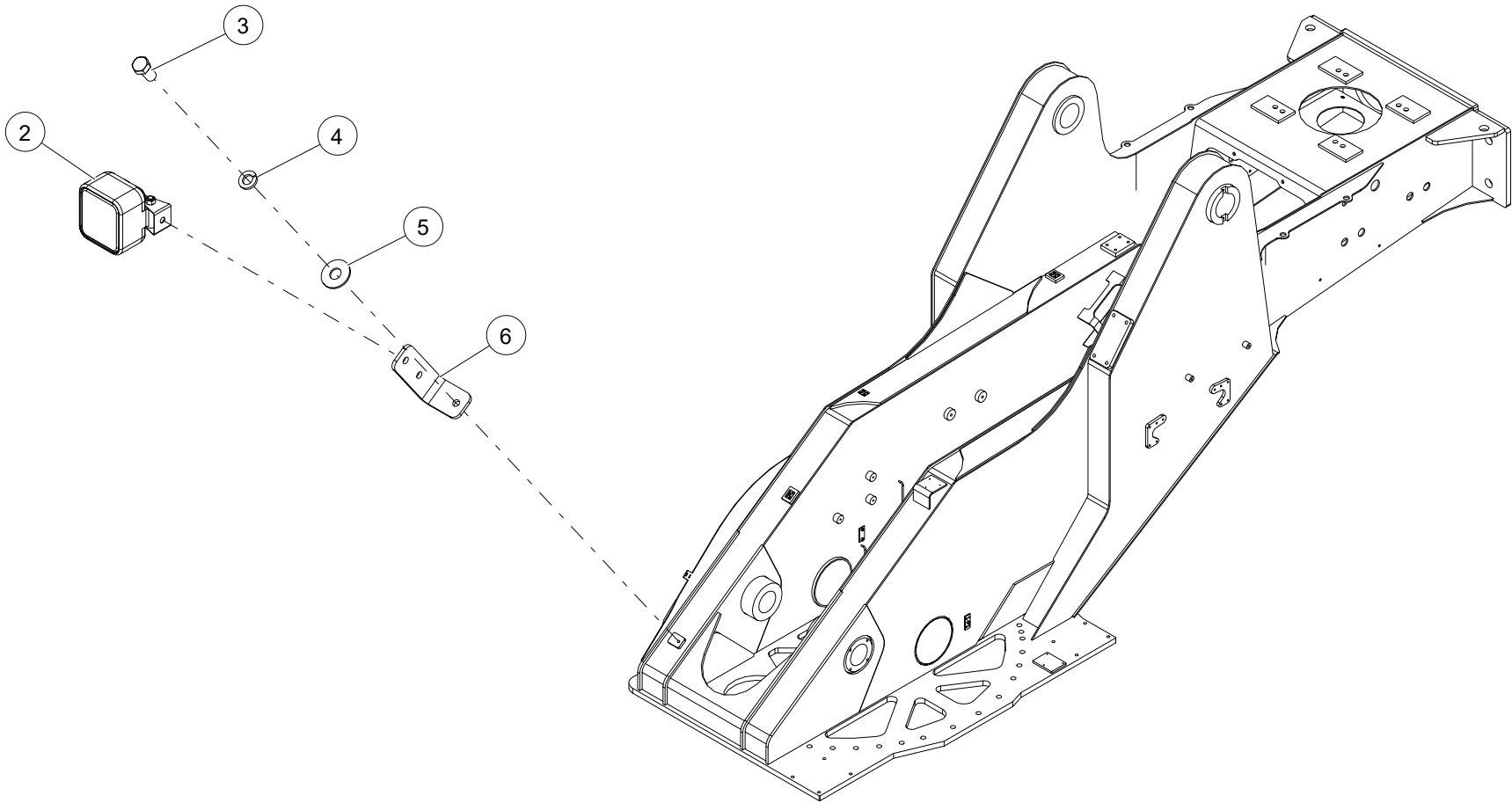


WHEN ORDERING PARTS, SPECIFY MODEL NUMBER, SERIAL NUMBER AND DESCRIPTION OF PARTS REQUIRED

<b>ITEM</b>	<b>PART NUMBER</b>	<b>DESCRIPTION</b>	<b>QUANTITY</b>	<b>NOTES</b>
	<b>1035133</b>	<b>WORK LIGHT INSTALLATION</b>		
1	200B2007-4	CLAMP, MED, 1/2 ID	5	
2	1044442	LIGHT, WORK	1	
3	HHCS-C4388755Z0	HEX HEAD CAP SCREW, 7/16-14 X 7/8 LEN, GR5, ZN	1	
4	WSH4-X4380008Z0	SPIRAL LOCK WASHER, 7/16, GR8, ZN	1	
5	WSH3-X4380008Z0	FENDER WASHER, 7/16, GR8, ZN	1	
6	707-4688	BRACKET	1	
7*	206F4255	TUBE	1	

\* ITEM NOT SHOWN IN THE ILLUSTRATION

WHEN ORDERING PARTS, SPECIFY MODEL NUMBER, SERIAL NUMBER AND DESCRIPTION OF PARTS REQUIRED

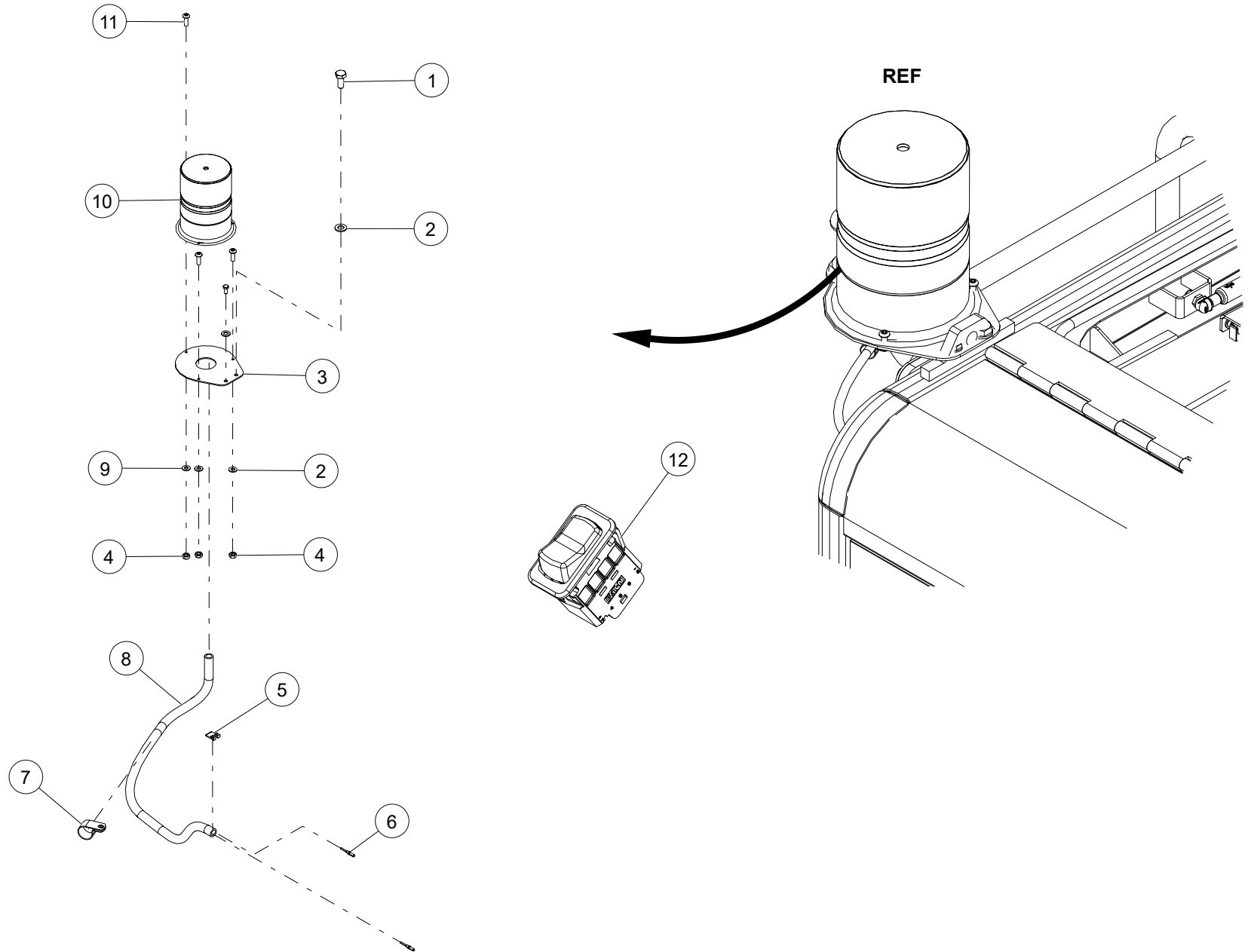


WHEN ORDERING PARTS, SPECIFY MODEL NUMBER, SERIAL NUMBER AND DESCRIPTION OF PARTS REQUIRED

ITEM	PART NUMBER	DESCRIPTION	QUANTITY	NOTES
	<b>1035133</b>	<b>WORK LIGHT INSTALLATION</b>		
2	1044442	LIGHT, WORK	1	
3	HHCS-C4388755Z0	HEX HEAD CAP SCREW, 7/16-14 X 7/8 LEN, GR5, ZN	1	
4	WSH4-X4380008Z0	SPIRAL LOCK WASHER, 7/16, GR8, ZN	1	
5	WSH3-X4380008Z0	FENDER WASHER, 7/16, GR8, ZN	1	
6	707-4688	BRACKET	1	

WHEN ORDERING PARTS, SPECIFY MODEL NUMBER, SERIAL NUMBER AND DESCRIPTION OF PARTS REQUIRED

# STROBE LIGHT INSTALLATION



WHEN ORDERING PARTS, SPECIFY MODEL NUMBER, SERIAL NUMBER AND DESCRIPTION OF PARTS REQUIRED

## STROBE LIGHT INSTALLATION

ITEM	PART NUMBER	DESCRIPTION	QUANTITY	NOTES
	<b>T124067</b>	<b>STROBE LIGHT INSTALLATION</b>		
1	SMF-08BM018-28	SCR,HHCS M8-1.25X18 FT,STZ 8.8	2	
2	WMF-40MX000-20	WSH, FLAT M4 DIN125, ST SQC	3	
3	T121519	BRACKET, STROBE LIGHT	1	
4	N24-407M000-28	NUT, HEX M4-0.7, DIN 934, ST SQC C8.8	3	
5	T135407	WEDGE LOCK, W2P	1	
6	1223-872	SOCKET	2	
7	1240-51	CLAMP	1	
8	400-01411	LOOM,SPLIT POLY-1/4 (FEET)	1	
9	WMF-80MX000-20	WSH, FLAT M8 DIN125, ST SQC	2	
10	11420-4974	LIGHT, STROBE	1	
11	S46-407M012-28	SCR, BSHCHS, M4-0.7X12, ST SQC C8.8	3	
12	1223-1026	SWITCH, BEACON	1	

WHEN ORDERING PARTS, SPECIFY MODEL NUMBER, SERIAL NUMBER AND DESCRIPTION OF PARTS REQUIRED

### OPTIONS

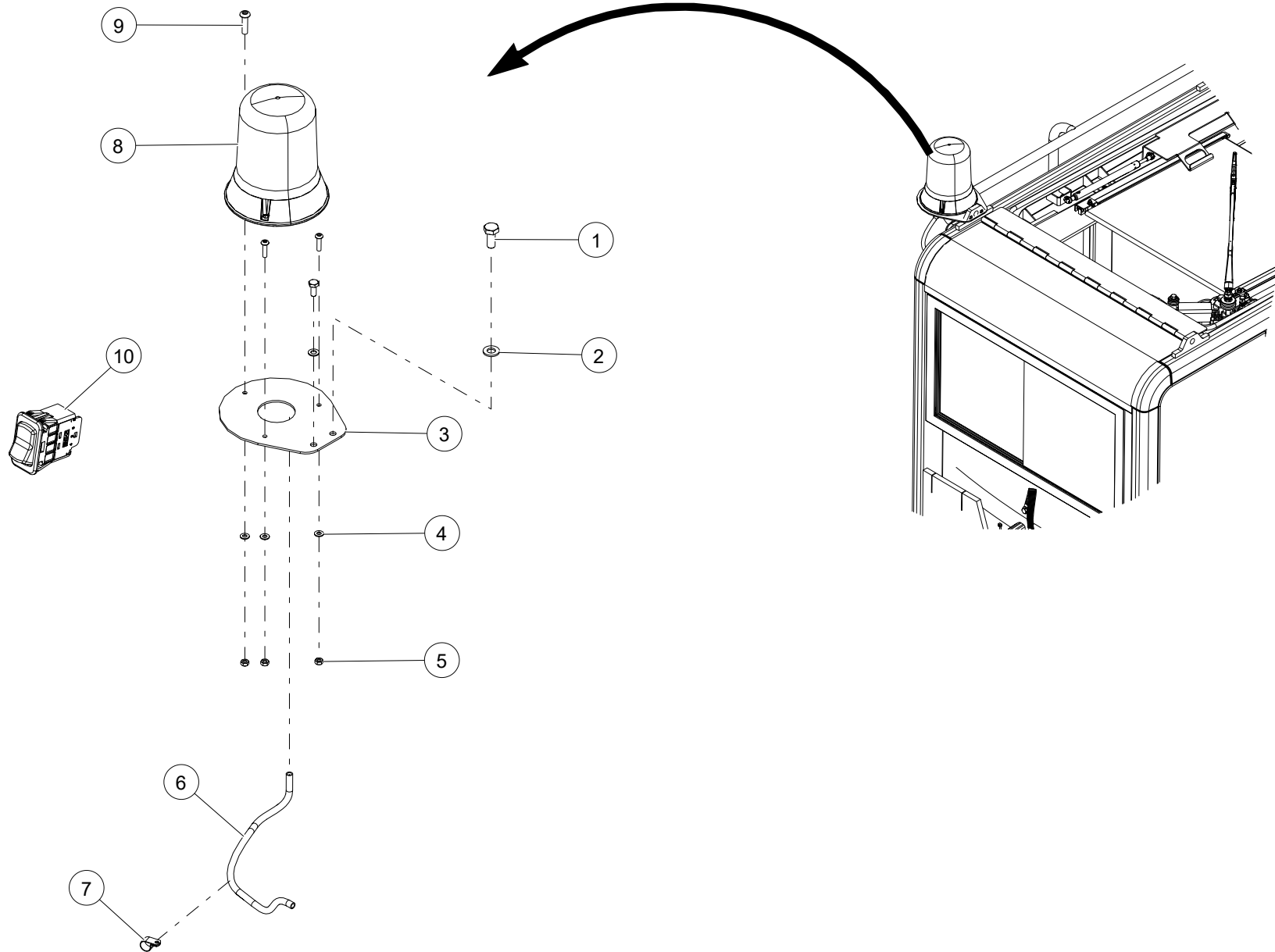
80-160 Parts Manual



DATE: 05-2024

PAGE: 493

# REVOLVING AMBER LIGHT INSTALLATION



WHEN ORDERING PARTS, SPECIFY MODEL NUMBER, SERIAL NUMBER AND DESCRIPTION OF PARTS REQUIRED

## REVOLVING AMBER LIGHT INSTALLATION

ITEM	PART NUMBER	DESCRIPTION	QUANTITY	NOTES
	<b>T134670</b>	<b>REVOLVING AMBER LIGHT INSTALLATION</b>		
1	SMF-08BM018-28	SCR,HHCS M8-1.25X18 FT,STZ 8.8	2	
2	WMF-80MX000-20	WSH, FLAT M8 DIN125, ST SQC	2	
3	T134675	BRACKET, REVOLVING AMBER LIGHT	1	
4	WMF-40MX000-20	WSH, FLAT M4 DIN125, ST SQC	3	
5	N24-407M000-28	NUT, HEX M4-0.7, DIN 934, ST SQC C8.8	3	
6	400-01411	LOOM,SPLIT POLY-1/4 (FEET)	1	
7	1240-51	CLAMP	1	
8	T135443	LIGHT,REVOLVING,AMBER	1	
9	S46-407M016-28	BHSHCS, M4-0.7 X 16	3	
10	1223-1026	SWITCH, BEACON	1	

WHEN ORDERING PARTS, SPECIFY MODEL NUMBER, SERIAL NUMBER AND DESCRIPTION OF PARTS REQUIRED

### OPTIONS

80-160 Parts Manual



DATE: 05-2024

PAGE: 495

# NON - ILLUSTRATED PAGE

WHEN ORDERING PARTS, SPECIFY MODEL NUMBER, SERIAL NUMBER AND DESCRIPTION OF PARTS REQUIRED

---

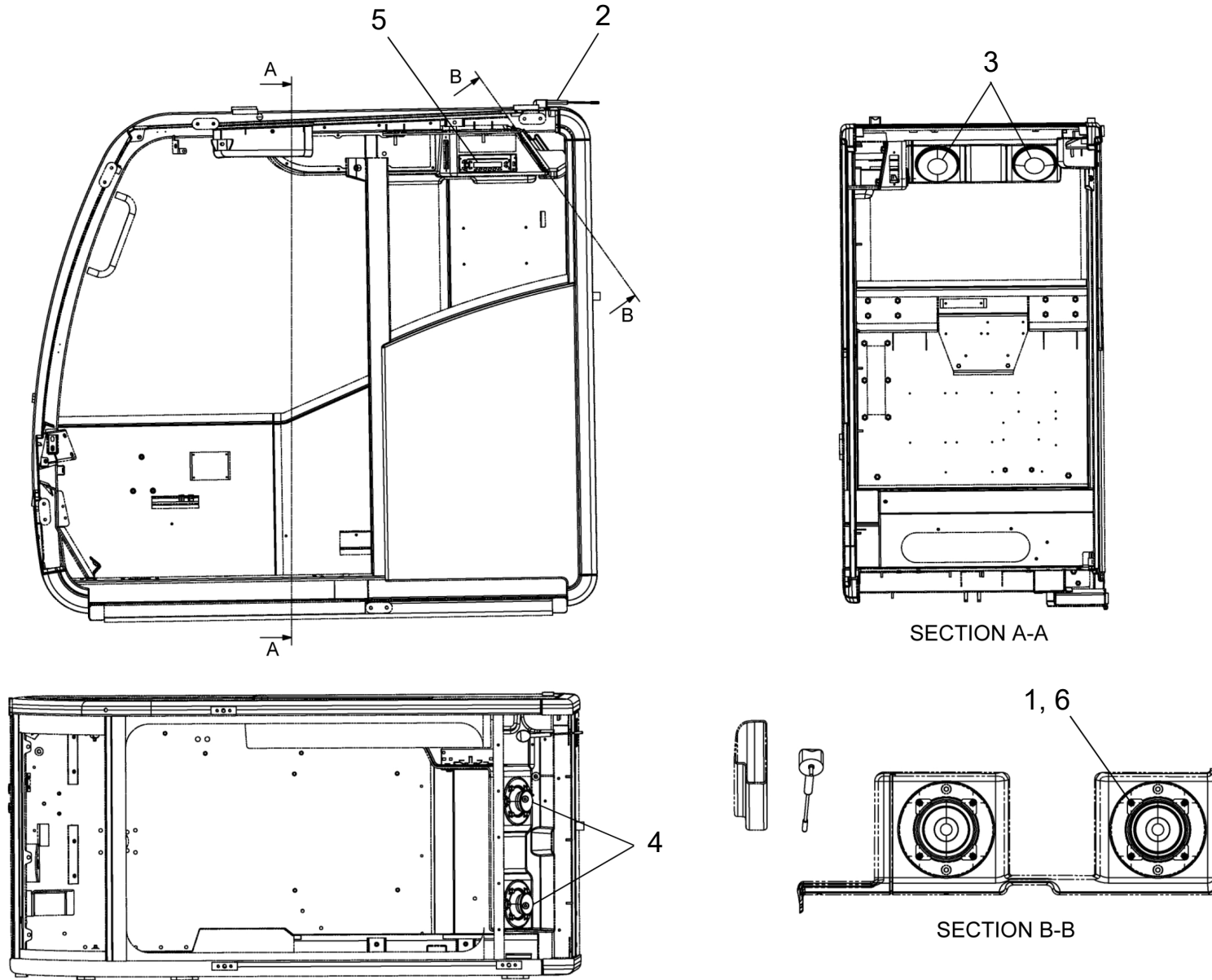
## XO RADIO OPTIONS

---

ITEM	PART NUMBER	DESCRIPTION	QUANTITY	NOTES
	<b>1008833</b>	<b>XO RADIO OPTIONS</b>		
1	1027226	RADIO OPTION	1	SEE PAGE 498
2	T127309	NO RADIO OPTION	1	SEE PAGE 500

---

WHEN ORDERING PARTS, SPECIFY MODEL NUMBER, SERIAL NUMBER AND DESCRIPTION OF PARTS REQUIRED



WHEN ORDERING PARTS, SPECIFY MODEL NUMBER, SERIAL NUMBER AND DESCRIPTION OF PARTS REQUIRED

## RADIO OPTION

ITEM	PART NUMBER	DESCRIPTION	QUANTITY	NOTES
	<b>1027226</b>	<b>RADIO OPTION</b>		
1	S46-407M80M-B1	BHSHCS, M4-0.7 X 8, BLK OX, C10.9	8	
2	T111787	ANTENNA	1	
3	T111788	COVER, SPEAKER	2	
4	T111789	SPEAKER	2	
5	1027227	RADIO, AM/FM/CD	1	
6	WMF-40MX000-P0	WSH, FLAT M4 DIN125, STL	8	

WHEN ORDERING PARTS, SPECIFY MODEL NUMBER, SERIAL NUMBER AND DESCRIPTION OF PARTS REQUIRED

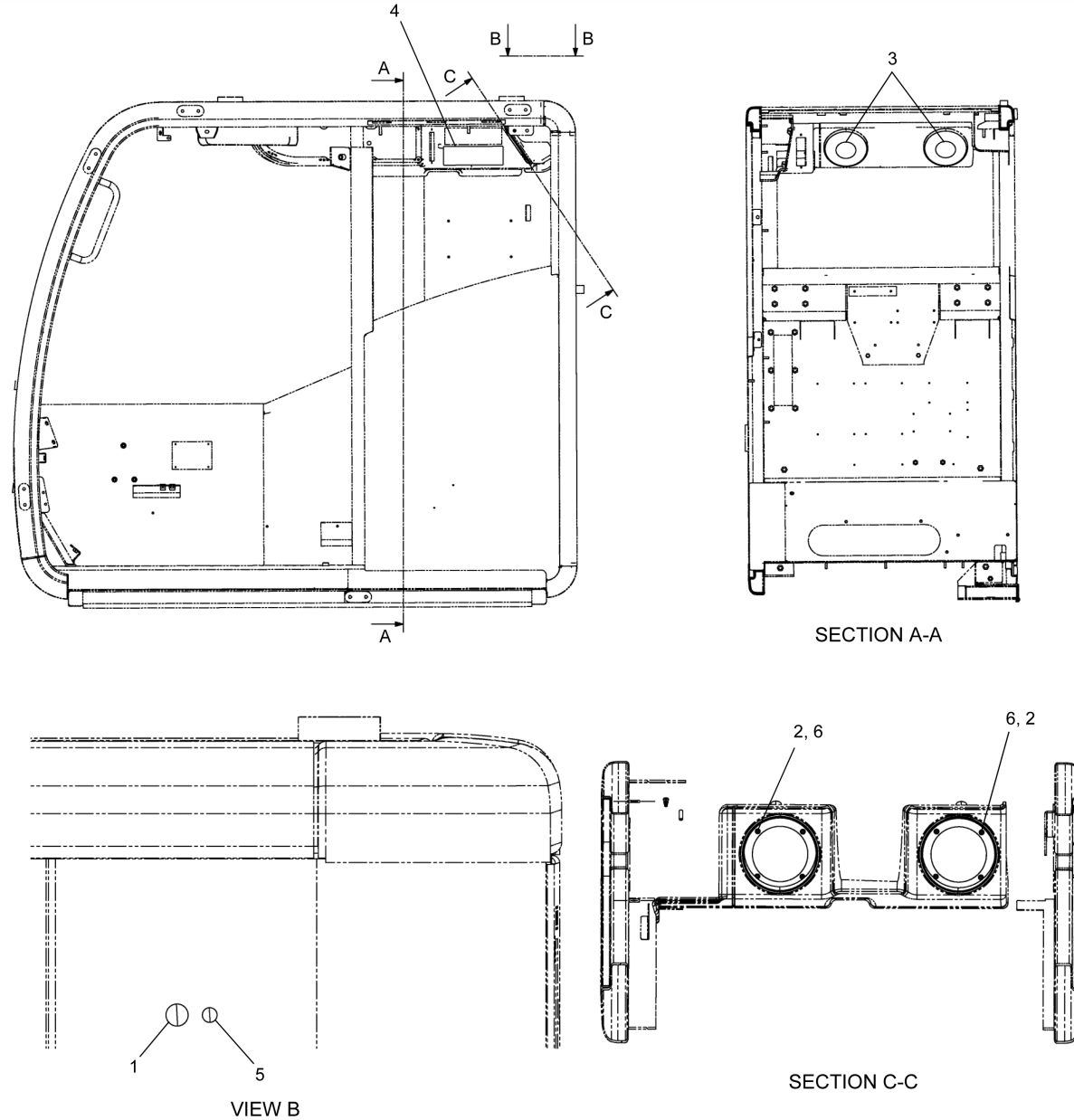
### OPTIONS

80-160 Parts Manual



DATE: 05-2024

PAGE: 499



WHEN ORDERING PARTS, SPECIFY MODEL NUMBER, SERIAL NUMBER AND DESCRIPTION OF PARTS REQUIRED

## NO RADIO OPTION

ITEM	PART NUMBER	DESCRIPTION	QUANTITY	NOTES
	T127309	<b>NO RADIO OPTION</b>		
1	1222-219	HEX HEAD CAP SCREW, 1/2-13 X 1 3/4 LEN, GR8, ZN	1	
2	S46-407M80M-B1	WASHER, 1/2, GR8, ZN	8	
3	T111788	FENDER WASHER, 5/8, GR8, ZN	2	
4	T122107	HEX HEAD CAP SCREW, 5/8-11 X 2 3/4 LEN, GR8, MA	1	
5	T132672	NYLON LOCK NUT, 1/2-13, GR8, ZN	1	
6	WMF-40MX000-BX	WSH, FLAT M4 DIN125, STL, BLK OX	8	

WHEN ORDERING PARTS, SPECIFY MODEL NUMBER, SERIAL NUMBER AND DESCRIPTION OF PARTS REQUIRED

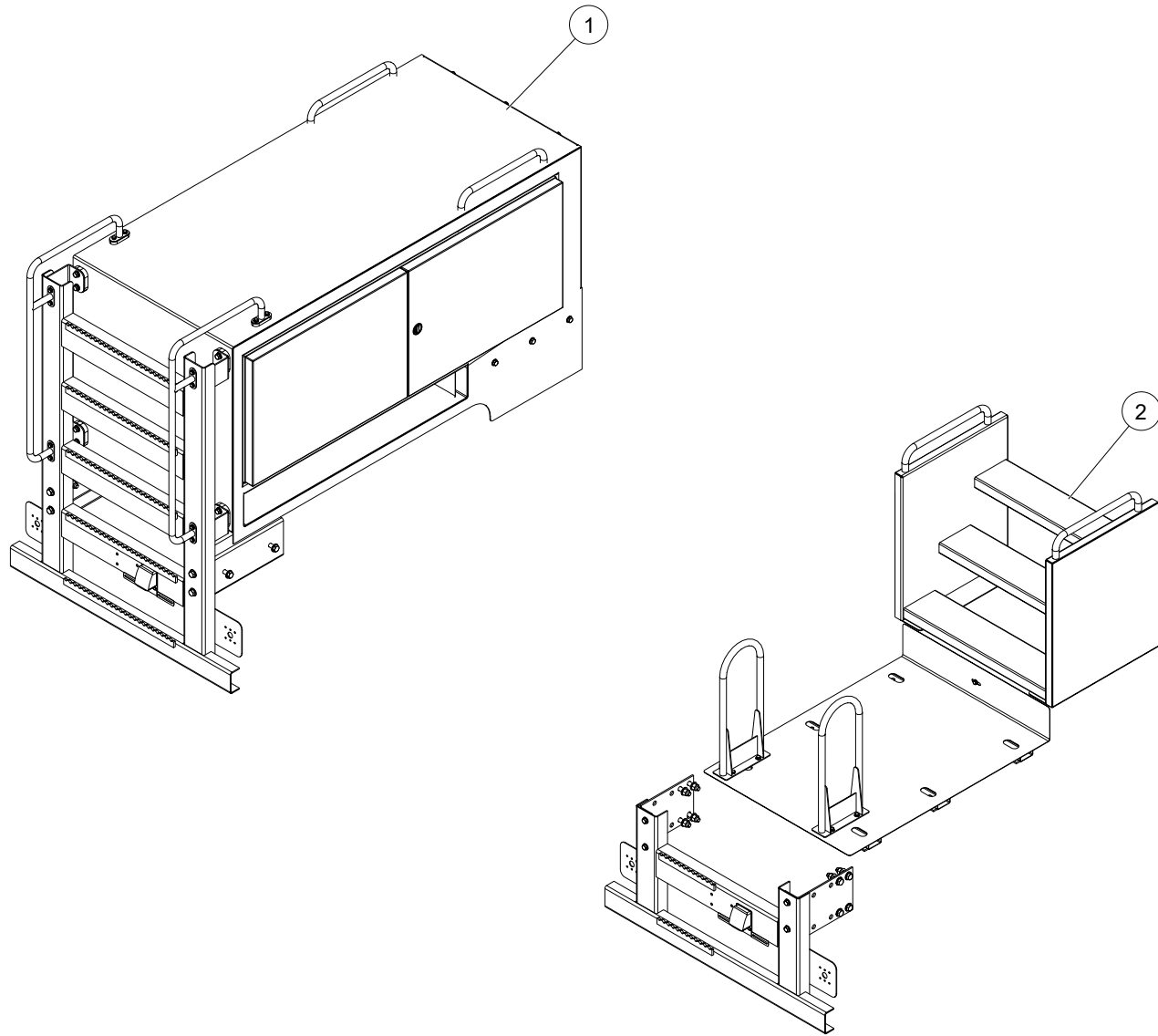
### OPTIONS

80-160 Parts Manual



DATE: 05-2024

PAGE: 501



WHEN ORDERING PARTS, SPECIFY MODEL NUMBER, SERIAL NUMBER AND DESCRIPTION OF PARTS REQUIRED

## TOOLBOX ASSEMBLY

---

ITEM	PART NUMBER	DESCRIPTION	QUANTITY	NOTES
	<b>1041341</b>	<b>TOOLBOX ASSEMBLY</b>		
1	<b>1040758</b>	TOOLBOX ASSEMBLY	1	SEE PAGE 504
2	<b>1041339</b>	REAR DECK ASSEMBLY	1	SEE PAGE 514

---

WHEN ORDERING PARTS, SPECIFY MODEL NUMBER, SERIAL NUMBER AND DESCRIPTION OF PARTS REQUIRED

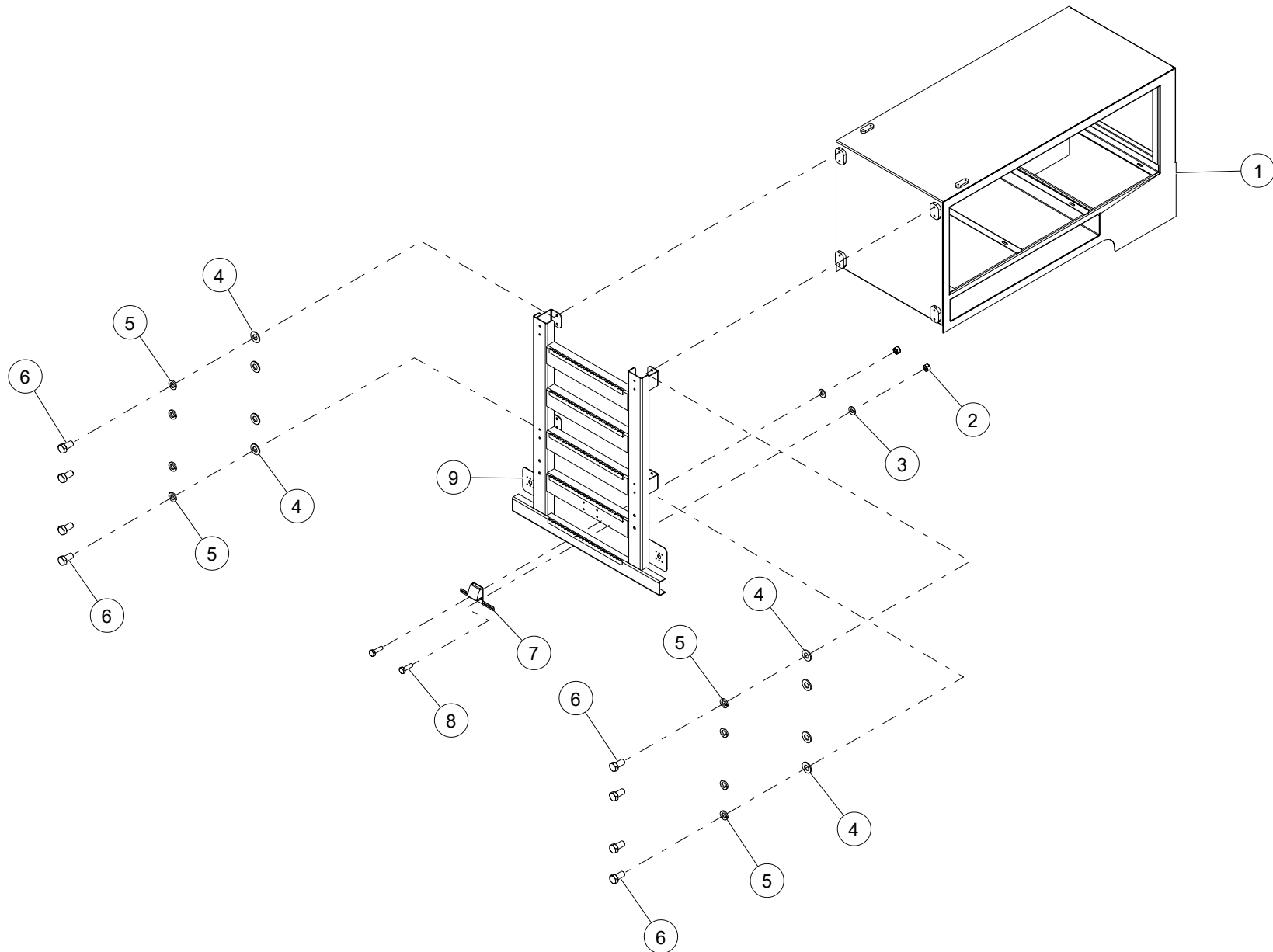
### OPTIONS

80-160 Parts Manual



DATE: 05-2024

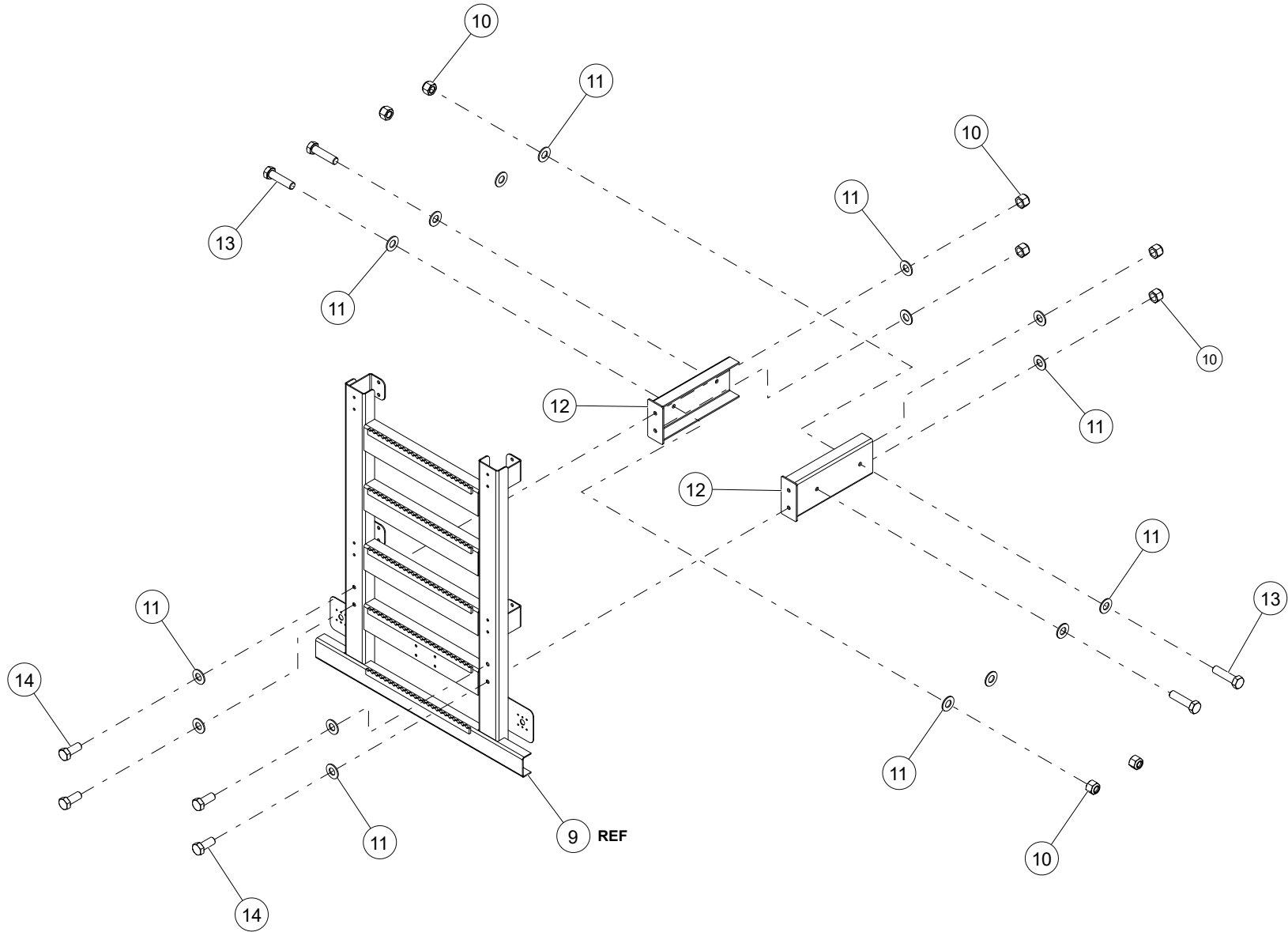
PAGE: 503



WHEN ORDERING PARTS, SPECIFY MODEL NUMBER, SERIAL NUMBER AND DESCRIPTION OF PARTS REQUIRED

ITEM	PART NUMBER	DESCRIPTION	QUANTITY	NOTES
	<b>1040758</b>	<b>TOOLBOX ASSEMBLY</b>		
1	1040738	TOOLBOX PLATFORM WELDMENT	1	
2	NUT3-C2500005Z0	NYLON LOCK NUT, 1/4-20, GR5, ZN	2	
3	WSH1-X2500002Z0	WASHER, 1/4, GR2, ZN	2	
4	WSH1-X5000002Z0	WASHER, 1/2, GR2, ZN	8	Total 38 in TOOLBOX ASSEMBLY
5	WSH4-X5000002Z0	SPIRAL LOCK WASHER, 1/2, GR2, ZN	8	
6	HHCS-C500A005Z0	HEX HEAD CAP SCREW, 1/2-13 X 1 LEN, GR5, ZN	8	
7	11731	LAMP LICENSE BRACKET	1	
8	HHCS-C2508755Z1	HEX HEAD CAP SCREW, 1/4-20 X 7/8 LEN, GR5, ZN, FULL THREAD	2	
9	1040757	TOOLBOX LADDER WELDMENT	1	

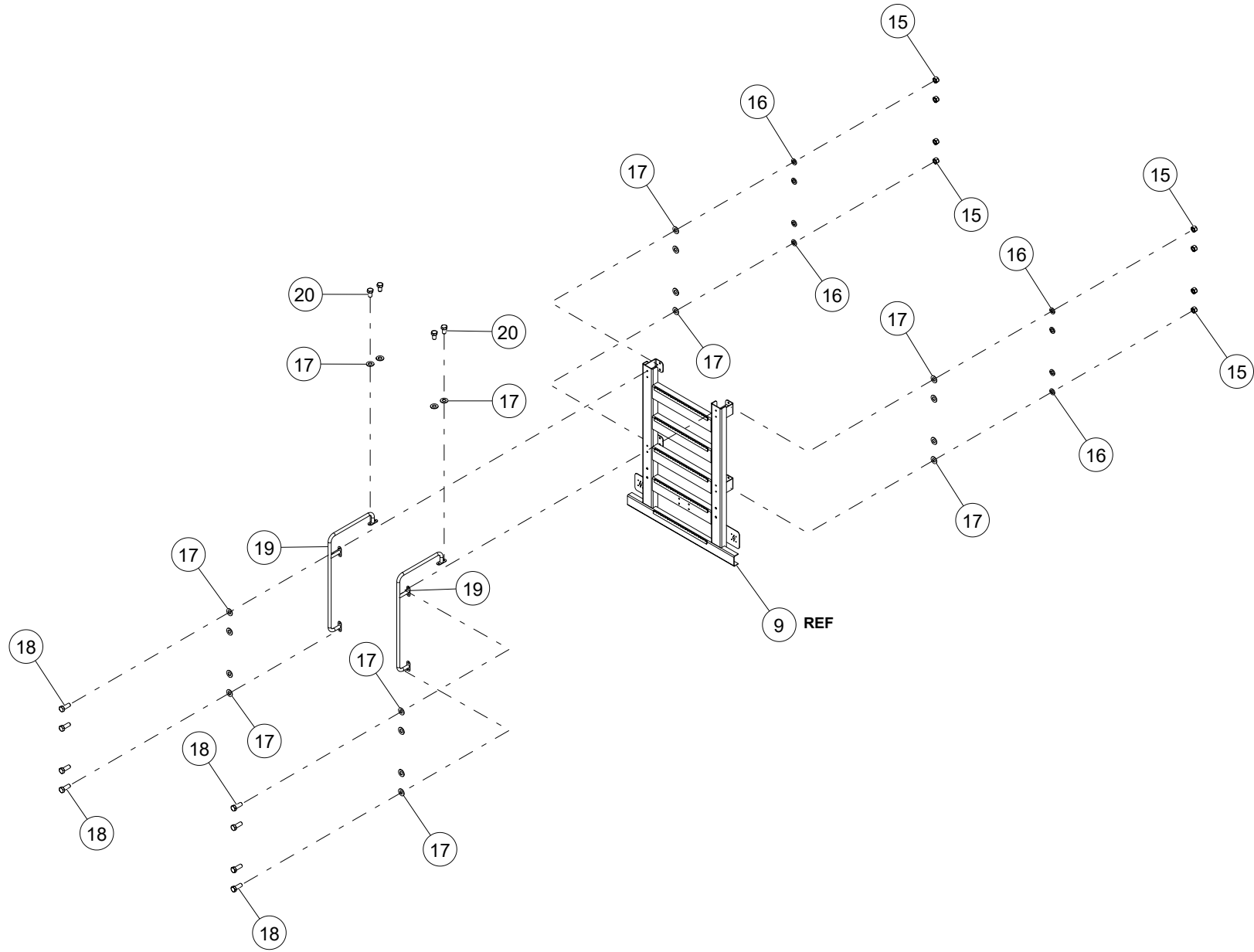
WHEN ORDERING PARTS, SPECIFY MODEL NUMBER, SERIAL NUMBER AND DESCRIPTION OF PARTS REQUIRED



WHEN ORDERING PARTS, SPECIFY MODEL NUMBER, SERIAL NUMBER AND DESCRIPTION OF PARTS REQUIRED

ITEM	PART NUMBER	DESCRIPTION	QUANTITY	NOTES
	<b>1040758</b>	<b>TOOLBOX ASSEMBLY</b>		
10	NUT3-C6250008Z0	NYLON LOCK NUT, 5/8-11, GR8, ZN	8	
11	WSH1-X6250008Z0	WASHER, 5/8, GR8, ZN	16	
12	C1059436	WELDMENT, LADDER SUPPORT	2	
13	HHCS-C625B508Z1	HEX HEAD CAP SCREW, 5/8-11 X 2 1/2 LEN, GR8, ZN, FULL THREAD	4	
14	HHCS-C625A508Z0	HEX HEAD CAP SCREW, 5/8-11 X 1 1/2 LEN, GR8, ZN	4	

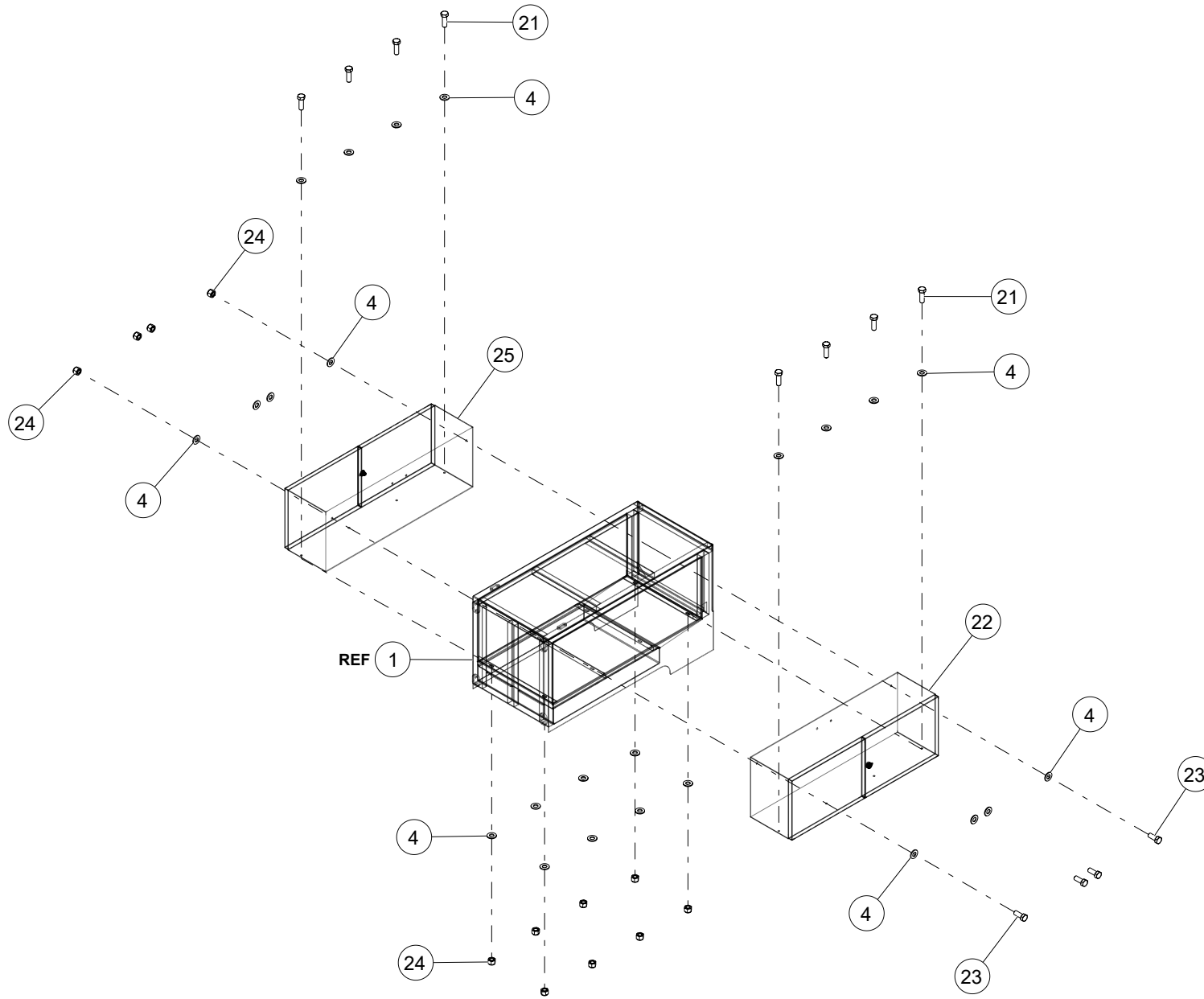
WHEN ORDERING PARTS, SPECIFY MODEL NUMBER, SERIAL NUMBER AND DESCRIPTION OF PARTS REQUIRED



WHEN ORDERING PARTS, SPECIFY MODEL NUMBER, SERIAL NUMBER AND DESCRIPTION OF PARTS REQUIRED

ITEM	PART NUMBER	DESCRIPTION	QUANTITY	NOTES
	<b>1040758</b>	<b>TOOLBOX ASSEMBLY</b>		
15	NUT1-C3750005Z0	HEX NUT, 3/8-16, GR5, ZN	8	
16	WSH4-X3750002Z0	SPIRAL LOCK WASHER, 3/8, GR2, ZN	8	
17	WSH1-X3750002Z0	WASHER, 3/8, GR2, ZN	20	
18	HHCS-C375A005Z0	HEX HEAD CAP SCREW, 3/8-16 X 1 LEN, GR5, ZN	8	
19	1040743	REAR HANDLE BAR WELDMENT	2	
20	HHCS-C3756255Z0	HEX HEAD CAP SCREW, 3/8-16 X 5/8 LEN, GR5, ZN	4	

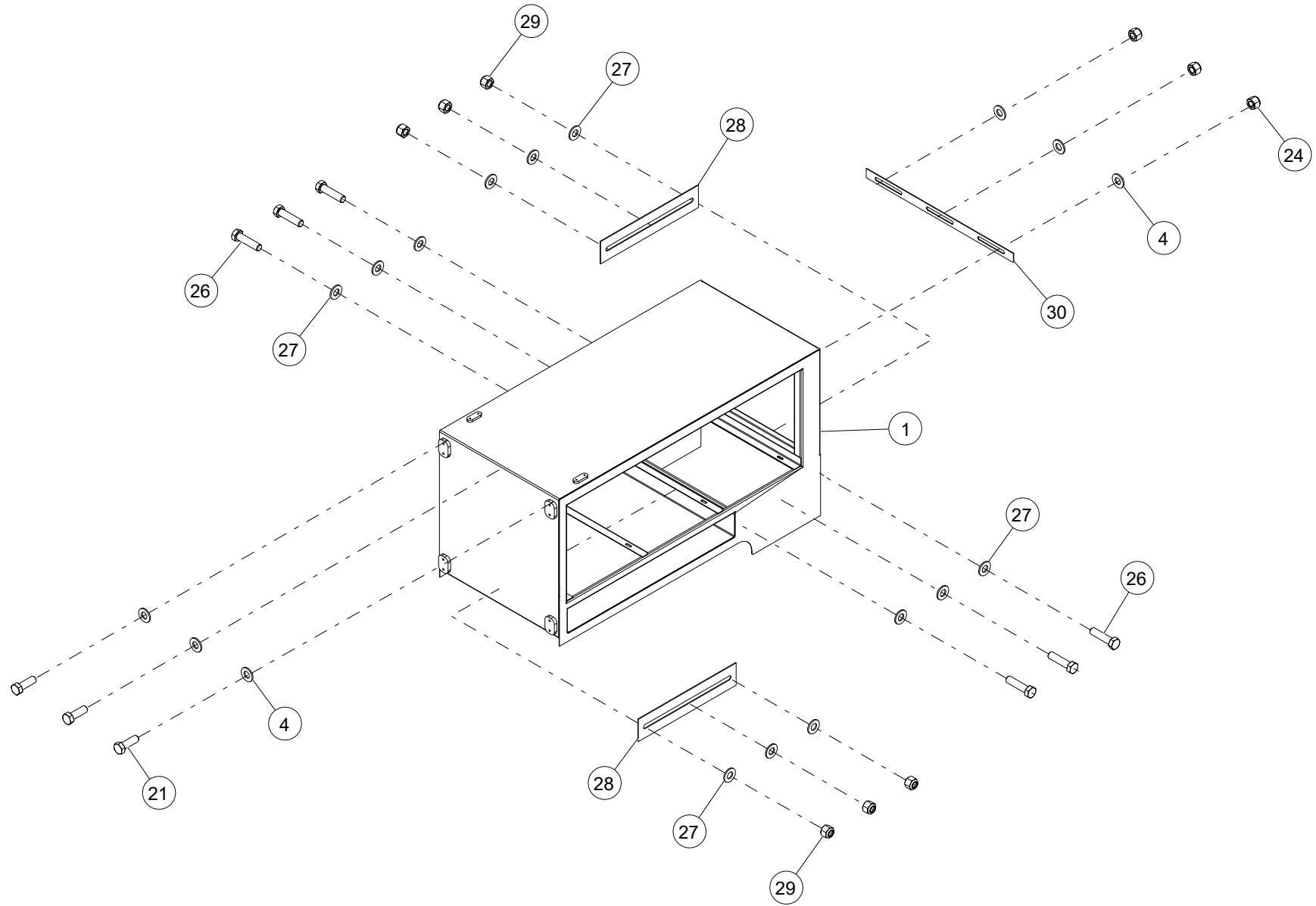
WHEN ORDERING PARTS, SPECIFY MODEL NUMBER, SERIAL NUMBER AND DESCRIPTION OF PARTS REQUIRED



WHEN ORDERING PARTS, SPECIFY MODEL NUMBER, SERIAL NUMBER AND DESCRIPTION OF PARTS REQUIRED

ITEM	PART NUMBER	DESCRIPTION	QUANTITY	NOTES
	<b>1040758</b>	<b>TOOLBOX ASSEMBLY</b>		
21	HHCS-C500A505Z0	HEX HEAD CAP SCREW, 1/2-13 X 1 1/2 LEN, GR5, ZN	8	Total 11 in TOOLBOX ASSEMBLY
22	1041194	TOOLBOX, 24"T X 19.13"D X 68"W, RH DBL DOOR	1	
23	HHCS-C500A255Z0	HEX HEAD CAP SCREW, 1/2-13 X 1 1/4 LEN, GR5, ZN	4	
24	NUT3-C5000005Z0	NYLON LOCK NUT, 1/2-13, GR5, ZN	12	Total 15 in TOOLBOX ASSEMBLY
25	1040759	TOOLBOX, 24"T X 19.13"D X 68"W, LH DBL DOOR	1	

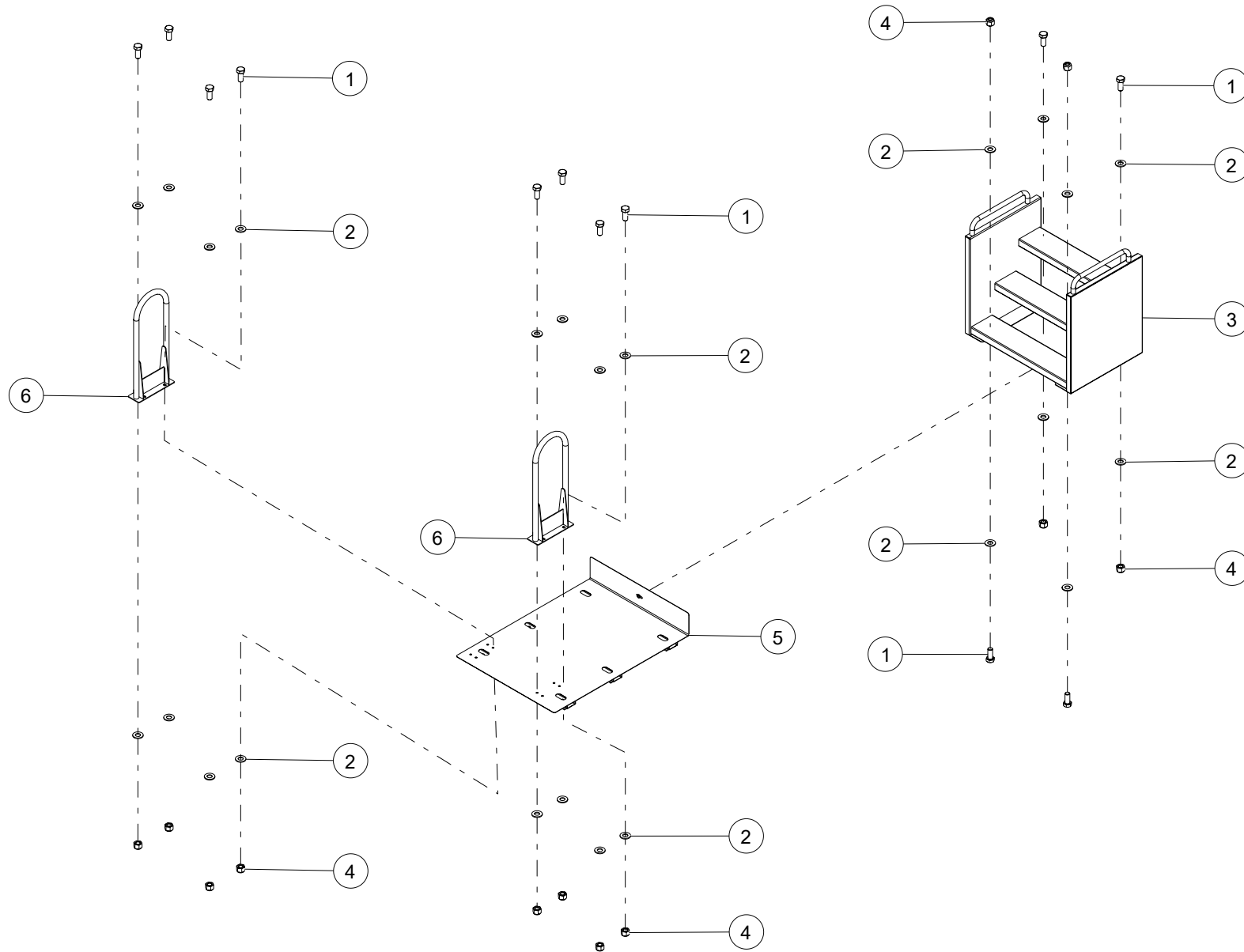
WHEN ORDERING PARTS, SPECIFY MODEL NUMBER, SERIAL NUMBER AND DESCRIPTION OF PARTS REQUIRED



WHEN ORDERING PARTS, SPECIFY MODEL NUMBER, SERIAL NUMBER AND DESCRIPTION OF PARTS REQUIRED

ITEM	PART NUMBER	DESCRIPTION	QUANTITY	NOTES
	<b>1040758</b>	<b>TOOLBOX ASSEMBLY</b>		
26	HHCS-C500B008Z0	HEX HEAD CAP SCREW, 1/2-13 X 2 LEN, GR8, ZN	6	
27	WSH1-X5000008Z0	WASHER, 1/2, GR8, ZN	12	
28	C1059386	TOOLBOX SPACER	2	
29	NUT3-C5000008Z0	NYLON LOCK NUT, 1/2-13, GR8, ZN	6	
30	1041122	SHIM	1	

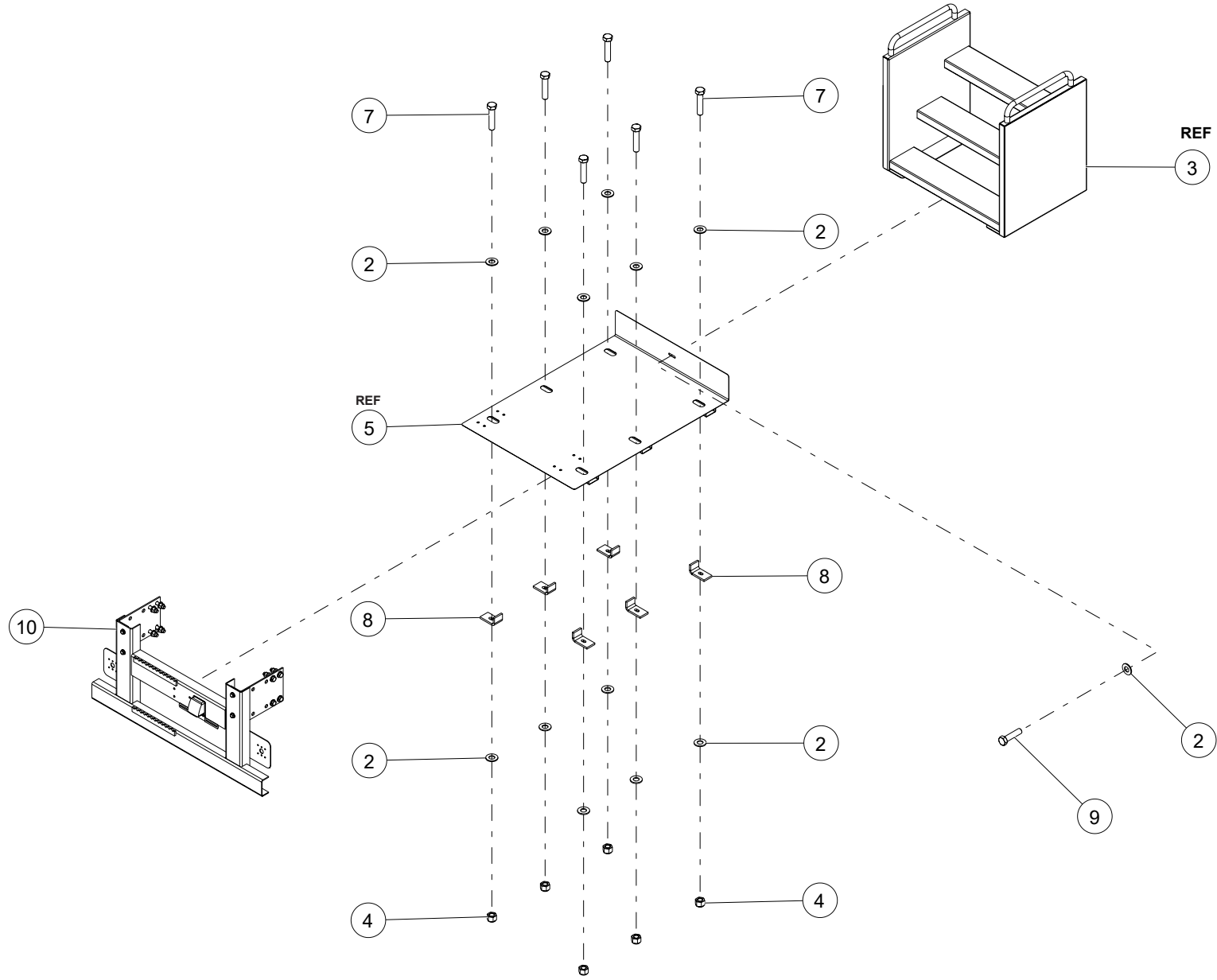
WHEN ORDERING PARTS, SPECIFY MODEL NUMBER, SERIAL NUMBER AND DESCRIPTION OF PARTS REQUIRED



WHEN ORDERING PARTS, SPECIFY MODEL NUMBER, SERIAL NUMBER AND DESCRIPTION OF PARTS REQUIRED

ITEM	PART NUMBER	DESCRIPTION	QUANTITY	NOTES
	<b>1041339</b>	<b>REAR DECK ASSEMBLY</b>		
1	HHCS-C3758758Z0	HEX HEAD CAP SCREW, 3/8-16 X 7/8 LEN, GR8, ZN	12	
2	WSH1-X3750008Z0	WASHER, 3/8, GR8, ZN	24	Total 37 in REAR DECK ASSEMBLY
3	T131905	LADDER WELDMENT	1	
4	NUT3-C3750005Z0	NYLON LOCK NUT, 3/8-16, GR5, ZN	12	Total 18 in REAR DECK ASSEMBLY
5	T134029	DECK WELDMENT, REAR	1	
6	T137300	HANDRAIL ASSEMBLY, REAR	2	

WHEN ORDERING PARTS, SPECIFY MODEL NUMBER, SERIAL NUMBER AND DESCRIPTION OF PARTS REQUIRED

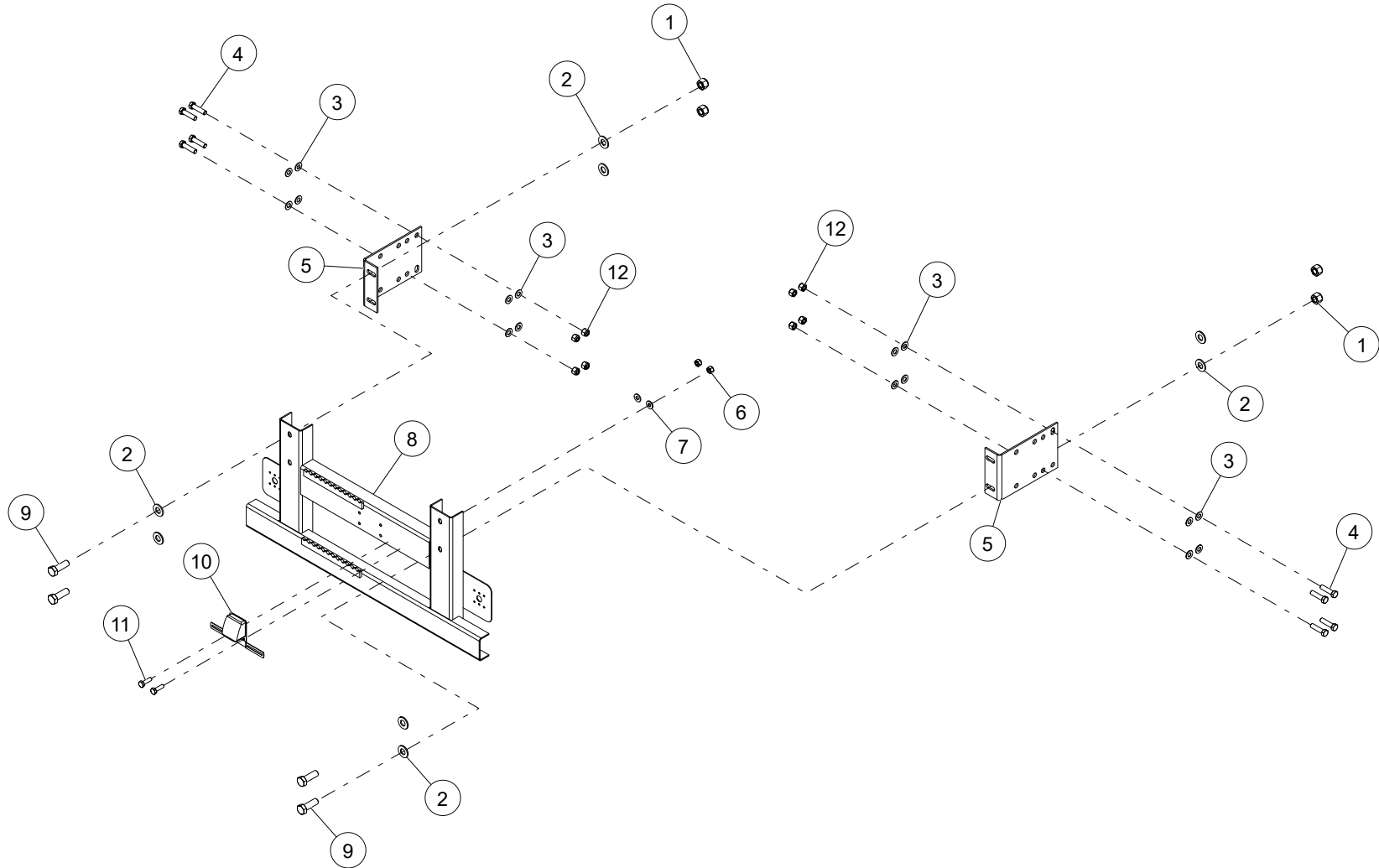


WHEN ORDERING PARTS, SPECIFY MODEL NUMBER, SERIAL NUMBER AND DESCRIPTION OF PARTS REQUIRED

ITEM	PART NUMBER	DESCRIPTION	QUANTITY	NOTES
	<b>1041339</b>	<b>REAR DECK ASSEMBLY</b>		
7	HHCS-C375A755Z0	HEX HEAD CAP SCREW, 3/8-16 X 1 3/4 LEN, GR5, ZN	6	
8	T134639	PLATE, DECKING CLAMP	6	
9	HHCS-C375A505Z1	HEX HEAD CAP SCREW, 3/8-16 X 1 1/2 LEN, GR5, ZN, FULL THREAD	1	
10	<b>T137411</b>	REAR BUMPER INSTALLATION	1	SEE PAGE 518

WHEN ORDERING PARTS, SPECIFY MODEL NUMBER, SERIAL NUMBER AND DESCRIPTION OF PARTS REQUIRED

# REAR BUMPER INSTALLATION



WHEN ORDERING PARTS, SPECIFY MODEL NUMBER, SERIAL NUMBER AND DESCRIPTION OF PARTS REQUIRED

## REAR BUMPER INSTALLATION

ITEM	PART NUMBER	DESCRIPTION	QUANTITY	NOTES
	<b>T137411</b>	<b>REAR BUMPER INSTALLATION</b>		
1	NUT3-C5000008Z0	NYLON LOCK NUT, 1/2-13, GR8, ZN	4	
2	WSH1-X5000008Z0	WASHER, 1/2, GR8, ZN	8	
3	WSH1-X6250008Z0	WASHER, 5/8, GR8, ZN	16	
4	HHCS-C625B508M1	HEX HEAD CAP SCREW, 5/8-11 X 2 1/2 LEN, GR8, MA, FULL THREAD	8	
5	T122109	BRACKET, REAR BUMPER	2	
6	NUT3-C2500008Z0	NYLON LOCK NUT, 1/4-20, GR8, ZN	2	
7	WSH2-X2500008Z0	SAE WASHER, 1/4, GR8, ZN	2	
8	T122111	REAR BUMPER WELDMENT	1	
9	HHCS-C500A508Z0	HEX HEAD CAP SCREW, 1/2-13 X 1 1/2 LEN, GR8, ZN	4	
10	11731	LAMP LICENSE BRACKET	1	
11	HHCS-C2508758Z1	HEX HEAD CAP SCREW, 1/4-20 X 7/8 LEN, GR8, ZN, FULL THREAD	2	
12	NUT3-C6250008Z0	NYLON LOCK NUT, 5/8-11, GR8, ZN	8	

WHEN ORDERING PARTS, SPECIFY MODEL NUMBER, SERIAL NUMBER AND DESCRIPTION OF PARTS REQUIRED

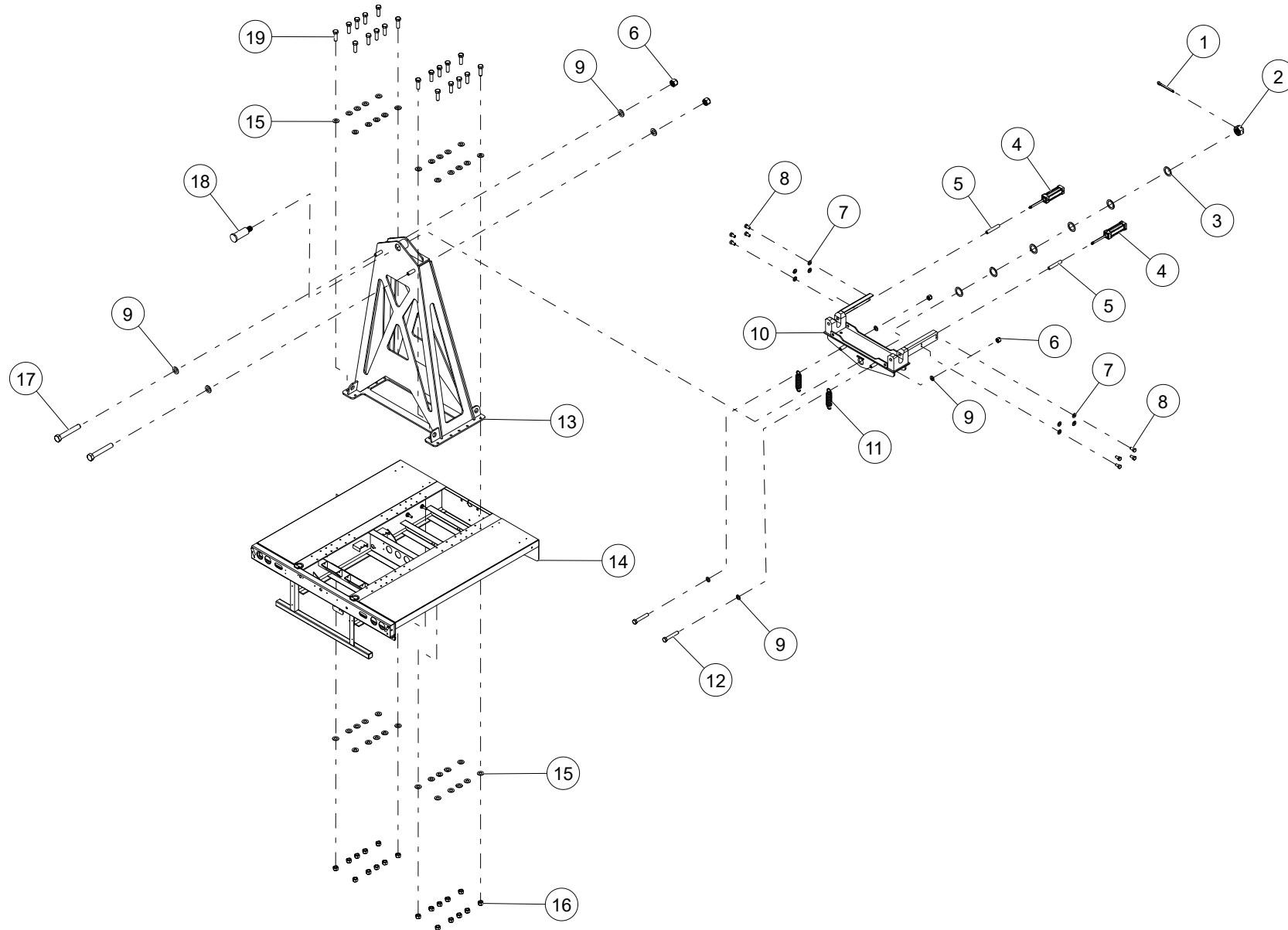
### OPTIONS

80-160 Parts Manual



DATE: 05-2024

PAGE: 519



WHEN ORDERING PARTS, SPECIFY MODEL NUMBER, SERIAL NUMBER AND DESCRIPTION OF PARTS REQUIRED

ITEM	PART NUMBER	DESCRIPTION	QUANTITY	NOTES
	<b>1037791</b>	<b>BOOM DOLLY</b>		
1	PIN3-X313C00XZ0	COTTER PIN, 5/16 DIA X 3 LEN, ZINC	1	
2	1037961	CASTLE LOCK NUT 1-1/2"-12	1	
3	1038400	ROUND SHIM	6	
4	1037950	AIR CYLINDER	2	
5	1037762	CYLINDER LOCKING PIN	2	
6	MP5-5771-1207	3/4-10 NYLOCK NUT GR 8	4	
7	MP5-2567-11	WASHER, 5/16" FLAT, GR8, CZ	8	
8	MP5-0096-31	HEX HEAD BOLT, 5/16-18UNC X 5/8" LG. GR8	8	
9	MP5-2567-22.5	3/4 FLAT WASHER GR8	8	
10	1037764	SWIVEL LOCK WELDMENT	1	
11	1037962	EXTENSION SPRING	2	
12	MP5-0096-197	HEX HEAD BOLT, 3/4-10 UNC X 4 1/2" LG. GR8	2	
13	1037636	BOOM TOWER WELDMENT	2	
14	1037763	FRAME WELDMENT	1	
15	MP5-2567-20.5	WASHER, 5/8" FLAT, GR8	40	Total 112 in BOOM DOLLY ASSY
16	MP5-1412-1007	HEX NUT - 5/8"-11 UNC - GRADE 8 - PLATED	20	Total 56 in BOOM DOLLY ASSY
17	MP5-0096-199	HEX HEAD BOLT, 3/4-10 UNC X 5" LG. GR8	2	
18	1037758	SWIVEL PIN SHAFT	1	
19	MP5-0096-164	HEX BOLT, 5/8 UNC X 2 LG GR8	20	Total 48 in BOOM DOLLY ASSY

WHEN ORDERING PARTS, SPECIFY MODEL NUMBER, SERIAL NUMBER AND DESCRIPTION OF PARTS REQUIRED

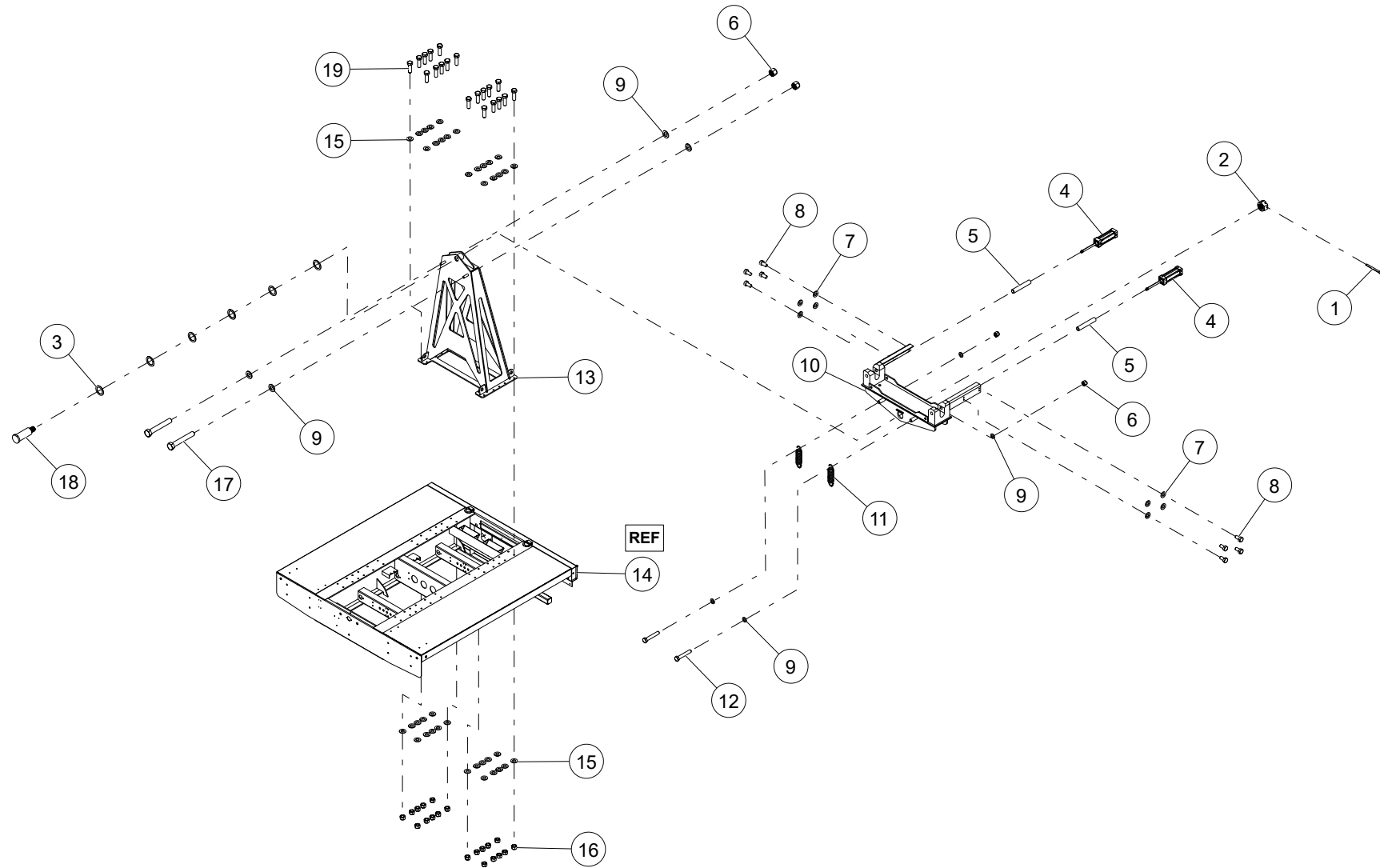
#### OPTIONS

80-160 Parts Manual



DATE: 05-2024

PAGE: 521



WHEN ORDERING PARTS, SPECIFY MODEL NUMBER, SERIAL NUMBER AND DESCRIPTION OF PARTS REQUIRED

ITEM	PART NUMBER	DESCRIPTION	QUANTITY	NOTES
	<b>1037791</b>	<b>BOOM DOLLY</b>		
1	PIN3-X313C00XZ0	COTTER PIN, 5/16 DIA X 3 LEN, ZINC	1	
2	1037961	CASTLE LOCK NUT 1-1/2"-12	1	
3	1038400	ROUND SHIM	6	
4	1037950	AIR CYLINDER	2	
5	1037762	CYLINDER LOCKING PIN	2	
6	MP5-5771-1207	3/4-10 NYLOCK NUT GR 8	4	
7	MP5-2567-11	WASHER, 5/16" FLAT, GR8, CZ	8	
8	MP5-0096-31	HEX HEAD BOLT, 5/16-18UNC X 5/8" LG. GR8	8	
9	MP5-2567-22.5	3/4 FLAT WASHER GR8	8	
10	1037764	SWIVEL LOCK WELDMENT	1	
11	1037962	EXTENSION SPRING	2	
12	MP5-0096-197	HEX HEAD BOLT, 3/4-10 UNC X 4 1/2" LG. GR8	2	
13	1037636	BOOM TOWER WELDMENT	2	
14	1037763	FRAME WELDMENT	1	
15	MP5-2567-20.5	WASHER, 5/8" FLAT, GR8	40	Total 112 in BOOM DOLLY ASSY
16	MP5-1412-1007	HEX NUT - 5/8"-11 UNC - GRADE 8 - PLATED	20	Total 56 in BOOM DOLLY ASSY
17	MP5-0096-199	HEX HEAD BOLT, 3/4-10 UNC X 5" LG. GR8	2	
18	1037758	SWIVEL PIN SHAFT	1	
19	MP5-0096-164	HEX BOLT, 5/8 UNC X 2 LG GR8	20	Total 48 in BOOM DOLLY ASSY

WHEN ORDERING PARTS, SPECIFY MODEL NUMBER, SERIAL NUMBER AND DESCRIPTION OF PARTS REQUIRED

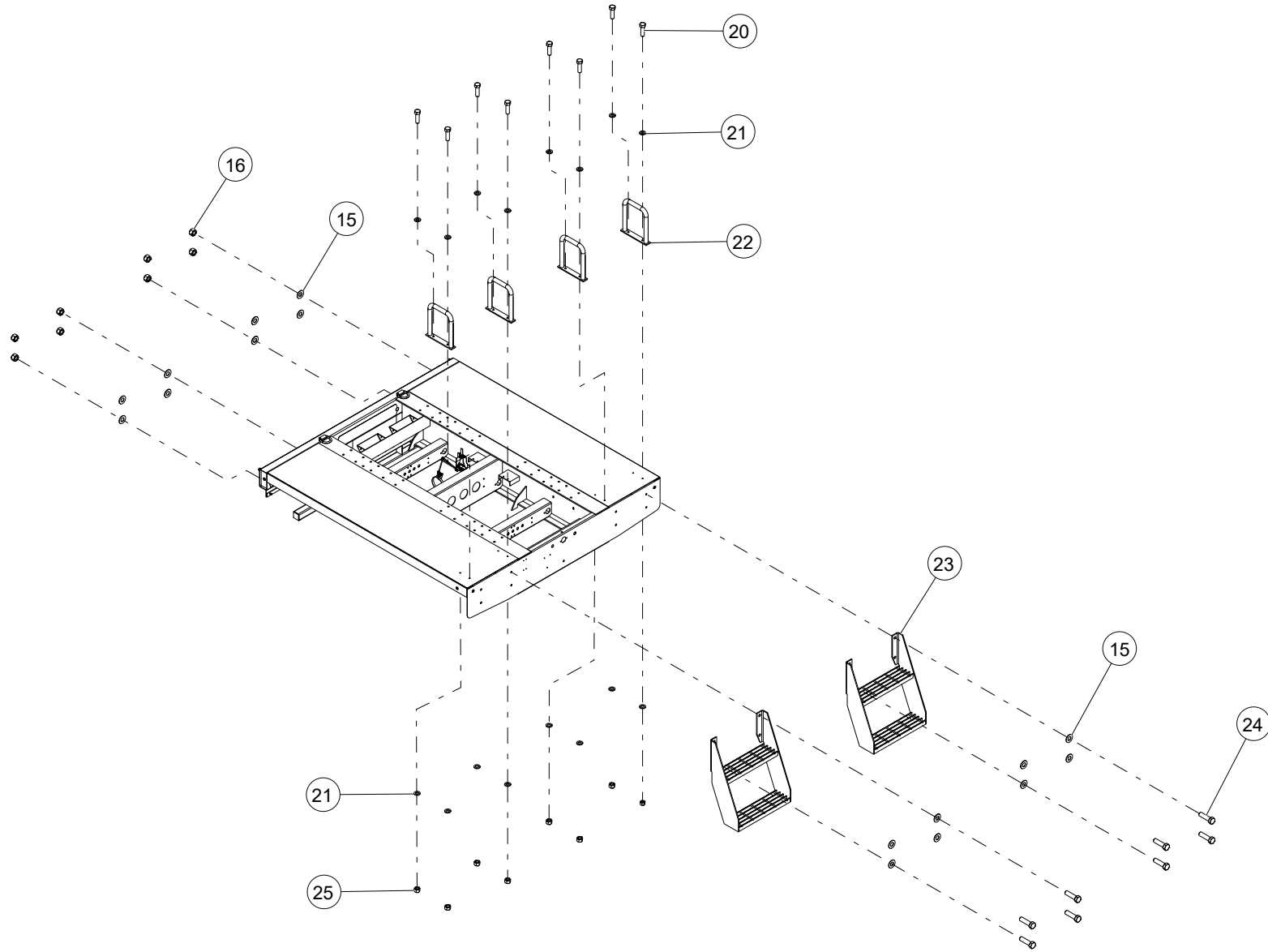
#### OPTIONS

80-160 Parts Manual



DATE: 05-2024

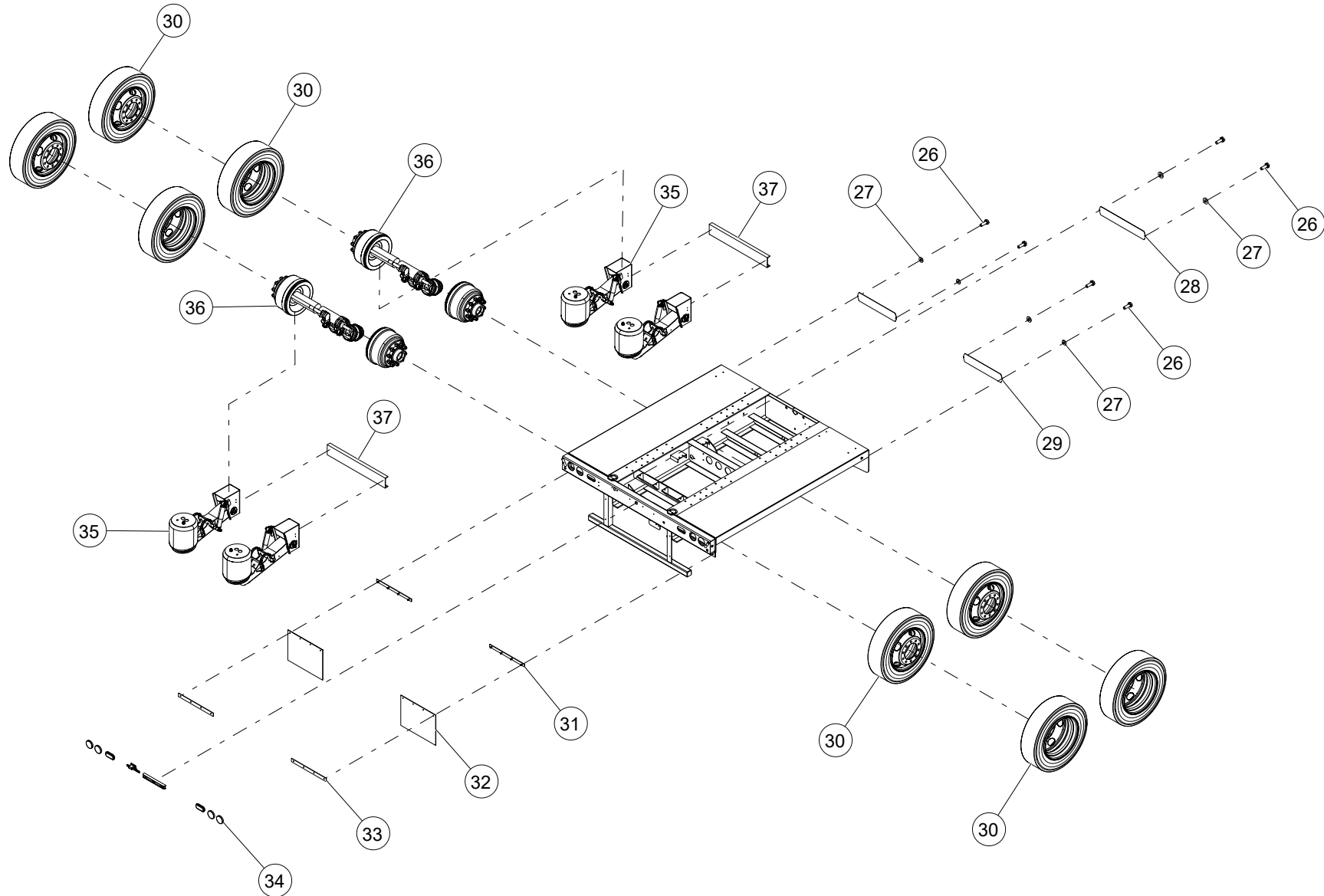
PAGE: 523



WHEN ORDERING PARTS, SPECIFY MODEL NUMBER, SERIAL NUMBER AND DESCRIPTION OF PARTS REQUIRED

ITEM	PART NUMBER	DESCRIPTION	QUANTITY	NOTES
	<b>1037791</b>	<b>BOOM DOLLY</b>		
15	MP5-2567-20.5	WASHER, 5/8" FLAT, GR8	16	Total 112 in BOOM DOLLY ASSY
16	MP5-1412-1007	HEX NUT - 5/8"-11 UNC - GRADE 8 - PLATED	8	Total 56 in BOOM DOLLY ASSY
20	MP5-0096-62	HEX BOLT, 3/8-16 UNC X 1 1/4" LONG GR8	8	
21	MP5-2567-13	3/8 FLAT WASHER GR8	16	
22	1037595	ACCESS STEP HANDLE WELDMENT	4	
23	1037650	ACCESS STEP WELDMENT	2	
24	MP5-0096-162	HEX BOLT, 5/8 UNC X 1-1/2 LG GR8	8	
25	MP5-1412-607	HEX NUT - 3/8"-16 UNC - GRADE 8 - PLATED	8	

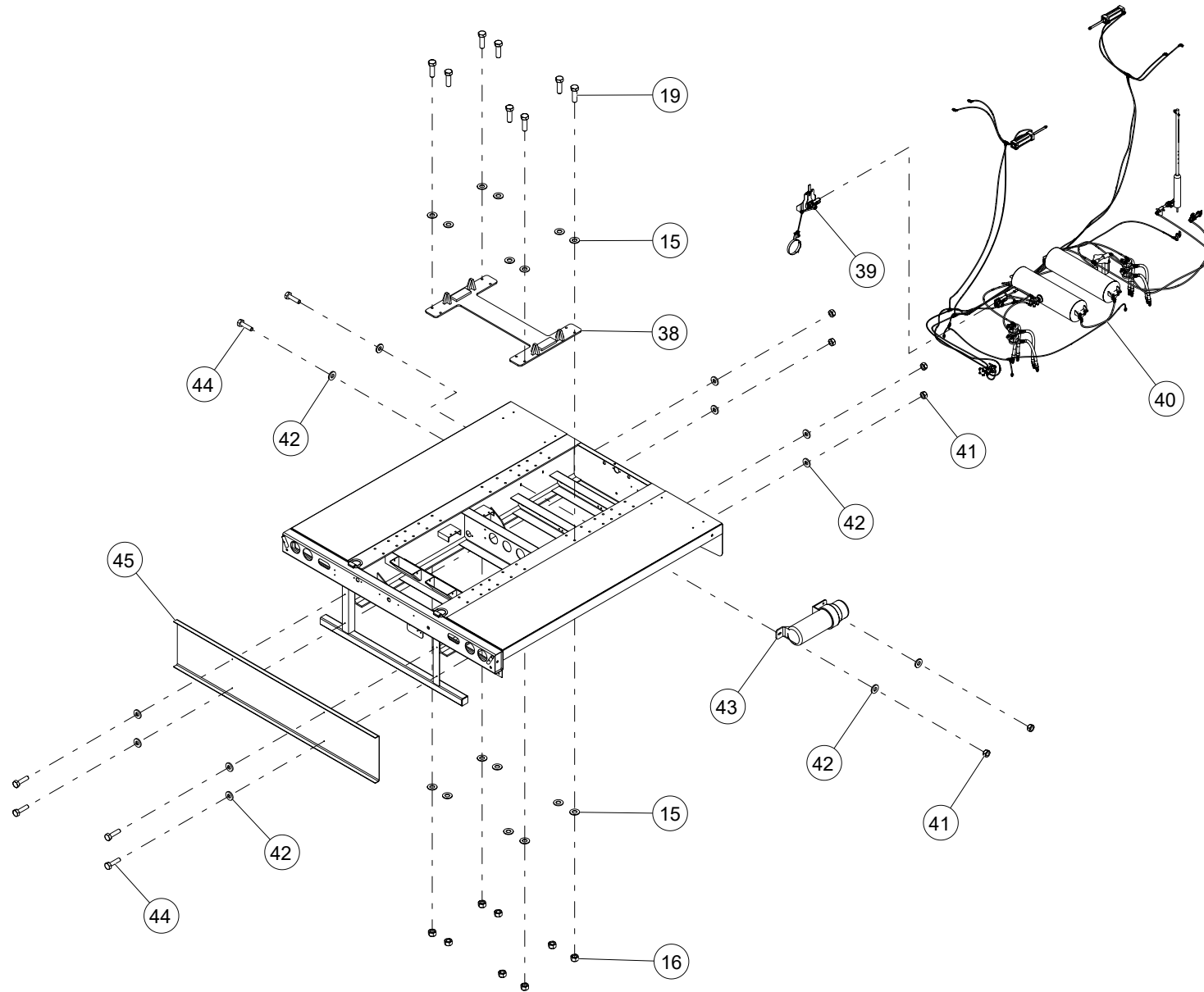
WHEN ORDERING PARTS, SPECIFY MODEL NUMBER, SERIAL NUMBER AND DESCRIPTION OF PARTS REQUIRED



WHEN ORDERING PARTS, SPECIFY MODEL NUMBER, SERIAL NUMBER AND DESCRIPTION OF PARTS REQUIRED

ITEM	PART NUMBER	DESCRIPTION	QUANTITY	NOTES
	<b>1037791</b>	<b>BOOM DOLLY</b>		
26	HHCS-C2507508Z0	HEX HEAD CAP SCREW, 1/4-20 X 3/4 LEN, GR8, ZN	6	
27	WSH2-X2500008Z0	SAE WASHER, 1/4, GR8, ZN	6	
28	C1045334	PLATE, COVER	1	
29	C1045333	PLATE, COVER	2	
30	TRF0085002SM	255/70R22.5 ON 8.25X22.5 FIRESTONE	8	
31	MC0-1093	MUDFLAP RETAINER INSTALLATION	2	
32	MP5-3934	LOAD KING MUDFLAP - 18.00 X 24.00	2	
33	1037785	MUDFLAP CLAMPING BRACKET	2	
34	<b>1038965</b>	BOOM DOLLY ELECTRICAL INSTALLATION	1	SEE PAGE 530
35	1038949	SUSPENSION MP5-3305 - HENDRICKSON	2	
36	1038941	AXLE TRACK -77.5"	2	
37	1037752	AXLE CHANNEL	2	

WHEN ORDERING PARTS, SPECIFY MODEL NUMBER, SERIAL NUMBER AND DESCRIPTION OF PARTS REQUIRED



WHEN ORDERING PARTS, SPECIFY MODEL NUMBER, SERIAL NUMBER AND DESCRIPTION OF PARTS REQUIRED

ITEM	PART NUMBER	DESCRIPTION	QUANTITY	NOTES
	<b>1037791</b>	<b>BOOM DOLLY</b>		
15	MP5-2567-20.5	WASHER, 5/8" FLAT, GR8	16	Total 112 in BOOM DOLLY ASSY
16	MP5-1412-1007	HEX NUT - 5/8"-11 UNC - GRADE 8 - PLATED	8	Total 56 in BOOM DOLLY ASSY
19	MP5-0096-164	HEX BOLT, 5/8 UNC X 2 LG GR8	8	Total 48 in BOOM DOLLY ASSY
38	1037613	COUNTERWEIGHT WELDMENT	1	
39	<b>SUB02392</b>	MULTIPLE RIDE HEIGHT LEVELING VALVE INSTALL - UNIVERSAL	1	SEE PAGE 532
40	<b>1038962</b>	BOOM DOLLY, PNEUMATIC INSTALLATION	1	SEE PAGE 534
41	MP5-1412-407	HEX NUT - 1/4"-20 UNC - GRADE 8 - PLATED	6	
42	MP5-2567-9	WASHER, 1/4" FLAT, GR8, CZ	12	
43	MP5-5609	MANUAL CANISTER - 12" X 3-1/4" W/ MOLDED IN MOUNTING BRACKETS	1	
44	MP5-0096-8	HEX HEAD BOLT, 1/4-20UNC X 1" LG. GR8	6	
45	1037781	WIDE LOAD PLATE	1	

WHEN ORDERING PARTS, SPECIFY MODEL NUMBER, SERIAL NUMBER AND DESCRIPTION OF PARTS REQUIRED

#### OPTIONS

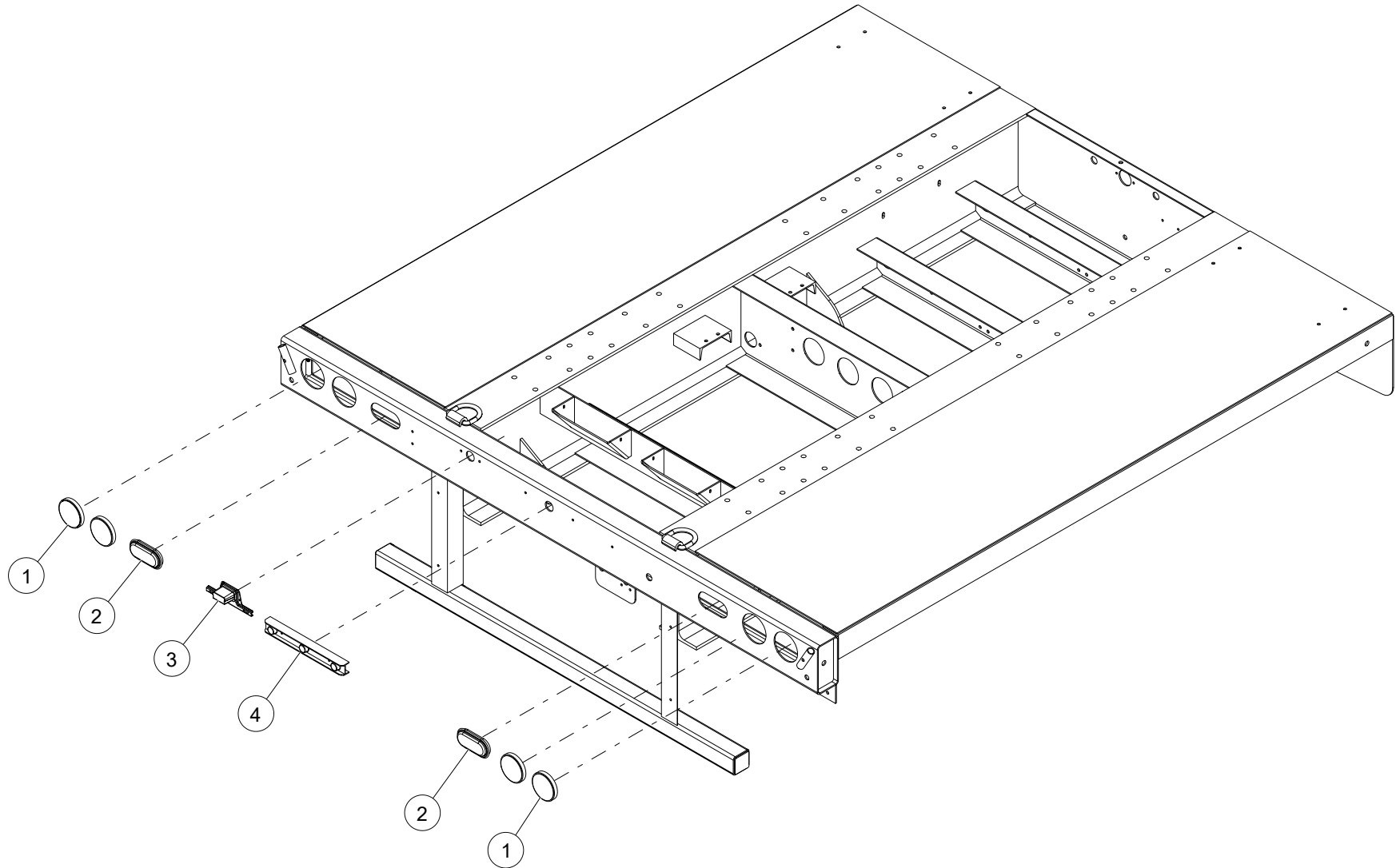
80-160 Parts Manual



DATE: 05-2024

PAGE: 529

# BOOM DOLLY ELECTRICAL INSTALLATION



WHEN ORDERING PARTS, SPECIFY MODEL NUMBER, SERIAL NUMBER AND DESCRIPTION OF PARTS REQUIRED

## BOOM DOLLY ELECTRICAL INSTALLATION

---

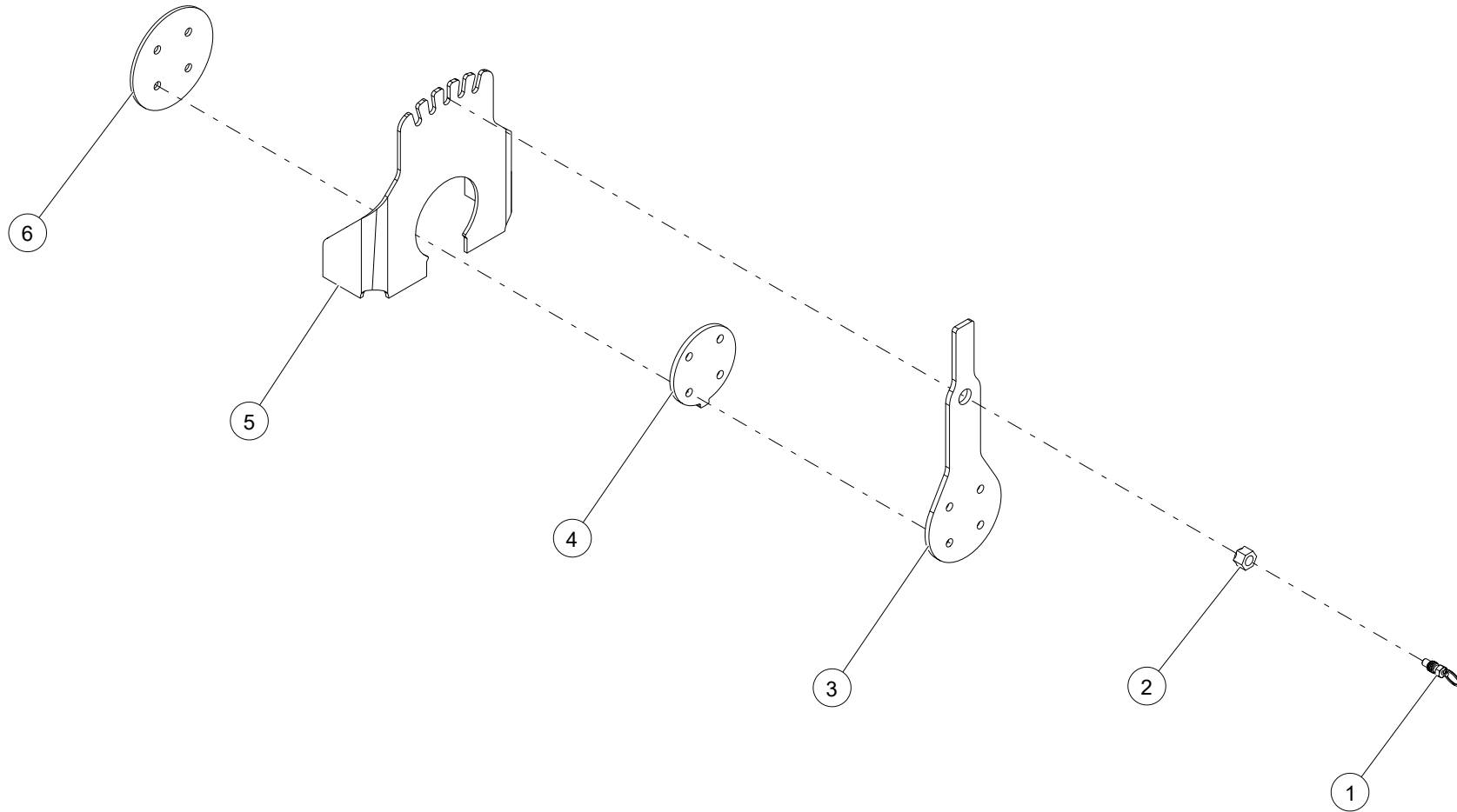
ITEM	PART NUMBER	DESCRIPTION	QUANTITY	NOTES
	<b>1038965</b>	<b>BOOM DOLLY ELECTRICAL INSTALLATION</b>		
1	1032831	STOP, TAIL LIGHT, PLUG & GROMMET KIT	4	
2	1038591	6 INCH, LED OVAL AMBER STROBE LIGHT	2	
3	1038590	LICENSE PLATE BRACKET WITH LIGHT	1	
4	1040295	IDENTIFICATION LIGHT BAR	1	
5*	1038085	BOOM DOLLY ELECTRICAL, HARNESS	1	

\* ITEM NOT SHOWN IN THE ILLUSTRATION

---

WHEN ORDERING PARTS, SPECIFY MODEL NUMBER, SERIAL NUMBER AND DESCRIPTION OF PARTS REQUIRED

# MULTIPLE RIDE HEIGHT LEVELING VALVE INSTALL - UNIVERSAL



WHEN ORDERING PARTS, SPECIFY MODEL NUMBER, SERIAL NUMBER AND DESCRIPTION OF PARTS REQUIRED

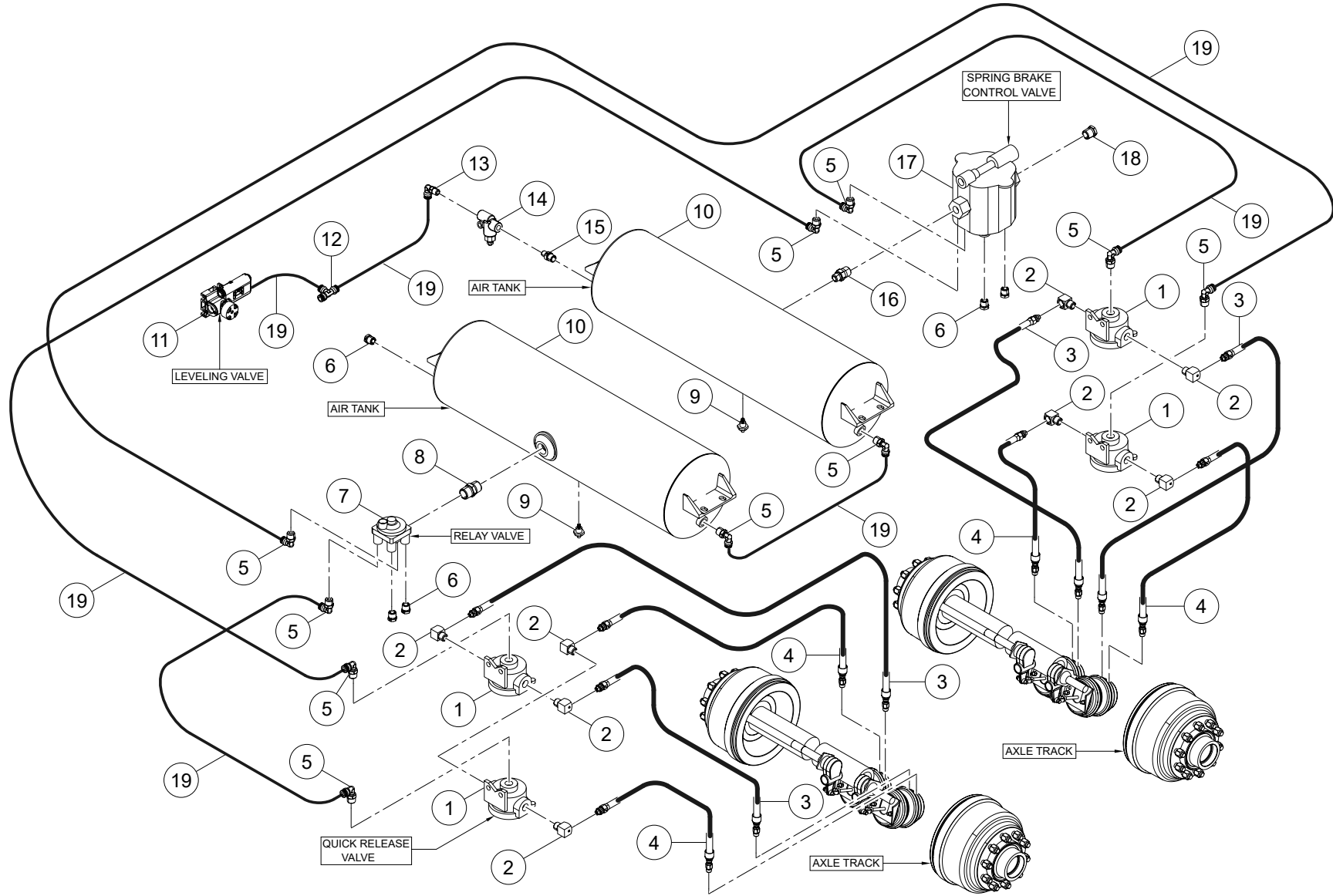
## MULTIPLE RIDE HEIGHT LEVELING VALVE INSTALL - UNIVERSAL

---

ITEM	PART NUMBER	DESCRIPTION	QUANTITY	NOTES
	<b>SUB02392</b>	<b>MULTIPLE RIDE HEIGHT LEVELING VALVE INSTALL - UNIVERSAL</b>		
1	MP5-5387	375 SPRING PLUNGER	1	
2	MP5-2454-3	3/8-16UNC WELD NUT	1	
3	SUB02393	HANDLE - MULTIPLE RIDE HEIGHT LEVELING VALVE INSTALL	1	
4	SUB01806	PIVOT SPACER - MULTIPLE RIDE HEIGHT LEVELING VALVE INSTALL	1	
5	SUB02394	FORMED CHANNEL - MULTIPLE RIDE HEIGHT LEVELING VALVE INSTALL	1	
6	SUB01761	PIVOT RETAINER PLATE- RIDE HEIGHT INSTALL	1	

WHEN ORDERING PARTS, SPECIFY MODEL NUMBER, SERIAL NUMBER AND DESCRIPTION OF PARTS REQUIRED

---

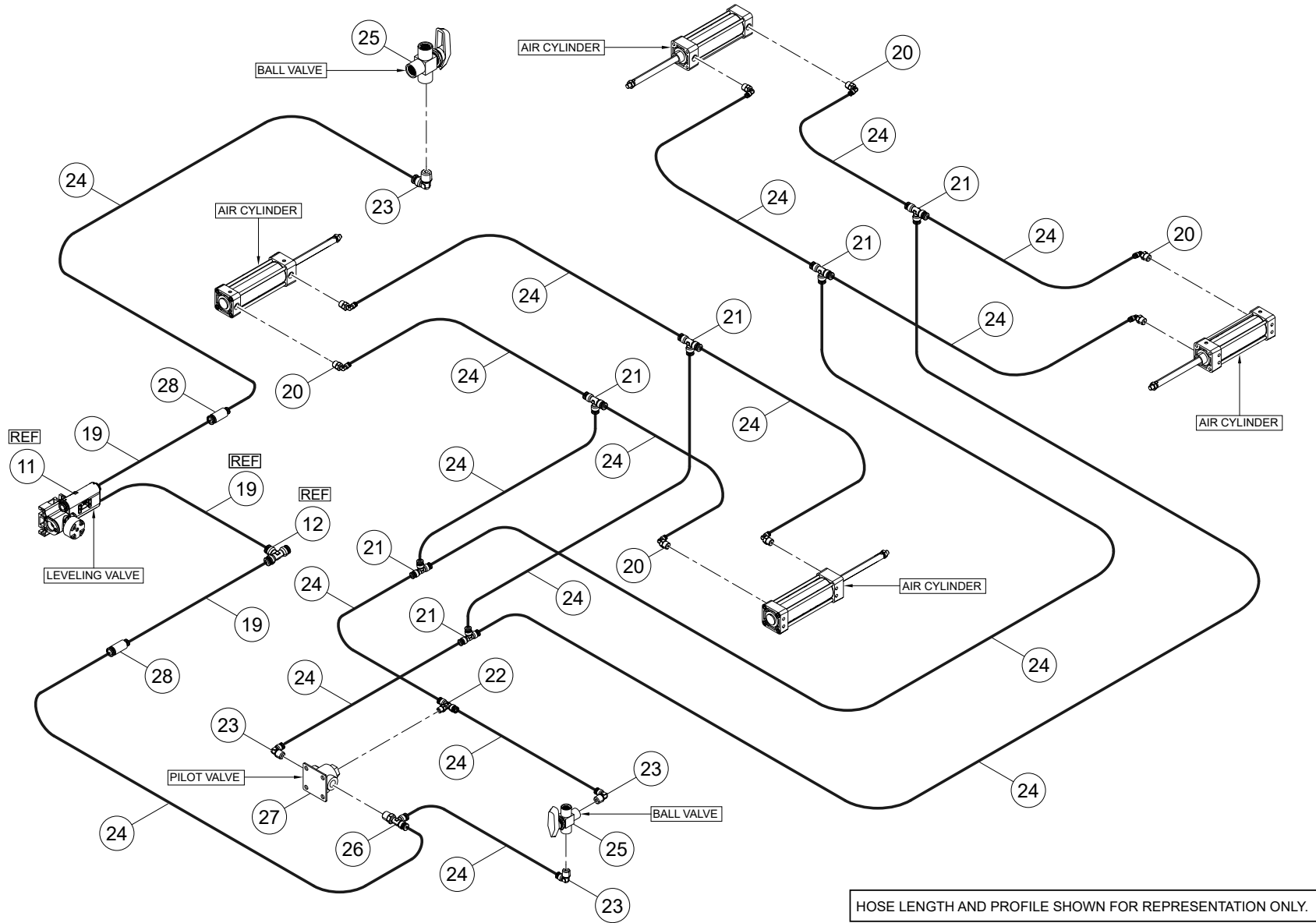


HOSE LENGTH AND PROFILE SHOWN FOR REPRESENTATION ONLY.

WHEN ORDERING PARTS, SPECIFY MODEL NUMBER, SERIAL NUMBER AND DESCRIPTION OF PARTS REQUIRED

ITEM	PART NUMBER	DESCRIPTION	QUANTITY	NOTES
	<b>1038962</b>	<b>BOOM DOLLY PNEUMATIC INSTALLATION</b>		
1	1039005	QUICK RELEASE VALVE	4	
2	1039040	ELBOW, 90 DEGREE-3/8 F-NPT TO 3/8 M-NPT	8	
3	1039010	AIR HOSE ASSEMBLY	4	
4	1039038	AIR HOSE ASSEMBLY	4	
5	1038995	ELBOW 90° SWIVEL PUSH TO CONNECT 3/8 "OD,3/8NPT	10	Total 14 in BOOM DOLLY PNEUMATIC INSTALLATION
6	1039043	HEX-HEAD PLUG-3/8 NPT	5	
7	1039009	RELAY VALVE	1	
8	1039042	HEX NIPPLE, 3/4 M-NPT TO 3/4 M-NPT	1	
9	1039006	DRAIN PLUG	2	
10	1038043	AIR TANK, BOOM DOLLY	2	
11	MP5-5998	LEVELING VALVE	1	
12	1039065	TEE PUSH TO CONNECT 3/8"OD	1	
13	1039067	ELBOW 90° SWIVEL PUSH TO CONNECT 3/8 "OD,1/4 NPT	1	
14	KP0-0214	PRESSURE PROTECTION VALVE	1	
15	1039068	HEX REDUCERS 3/8" NPT ,1/4" NPT	1	
16	1039086	HEX NIPPLE 1/2" NPT ,3/4" NPT	1	
17	1039004	SPRING BRAKE CONTROL VALVE	1	
18	1039044	HEX-HEAD PLUG 1/2"	1	
19	1038964	SAE J844 NYLON TUBE 3/8", 1120 SERIES	7	TOTAL HOSE LENGTH 41ft

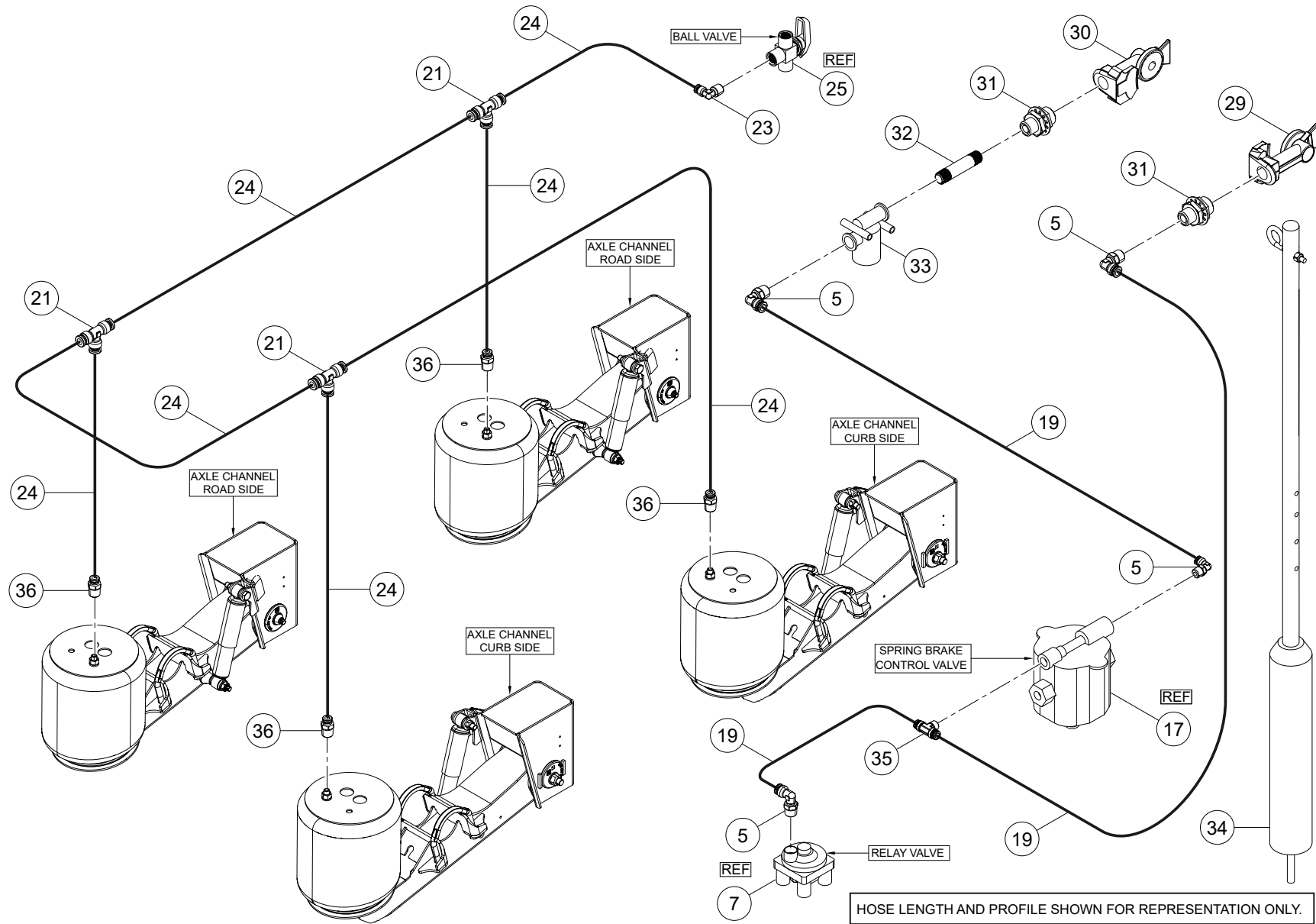
WHEN ORDERING PARTS, SPECIFY MODEL NUMBER, SERIAL NUMBER AND DESCRIPTION OF PARTS REQUIRED



WHEN ORDERING PARTS, SPECIFY MODEL NUMBER, SERIAL NUMBER AND DESCRIPTION OF PARTS REQUIRED

ITEM	PART NUMBER	DESCRIPTION	QUANTITY	NOTES
	<b>1038962</b>	<b>BOOM DOLLY PNEUMATIC INSTALLATION</b>		
19	1038964	SAE J844 NYLON TUBE 3/8", 1120 SERIES	2	TOTAL HOSE LENGTH 41ft
20	1038994	ELBOW 90° SWIVEL PUSH TO CONNECT 1/4"OD,3/8 NPT	8	
21	1038993	TEE, PUSH TO CONNECT, 1/4"OD	6	
22	1038998	BRANCH TEE PUSH TO CONNECT 1/4" OD-1/8NPT	1	
23	1038996	ELBOW 90° SWIVEL PUSH TO CONNECT 1/4"OD,1/4" NPT	4	
24	1038963	SAE J844 NYLON TUBE 1/4", 1120 SERIES	18	TOTAL HOSE LENGTH 101ft
25	1039002	BALL VALVE	2	
26	1038997	RUN TEE PUSH TO CONNECT 1/4" OD,1/4NPT	1	
27	1039029	PILOT VALVE	1	
28	1039066	FITTING, PUSH-TO-CONNECT TUBE 3/8" OD & 1/4"OD	2	

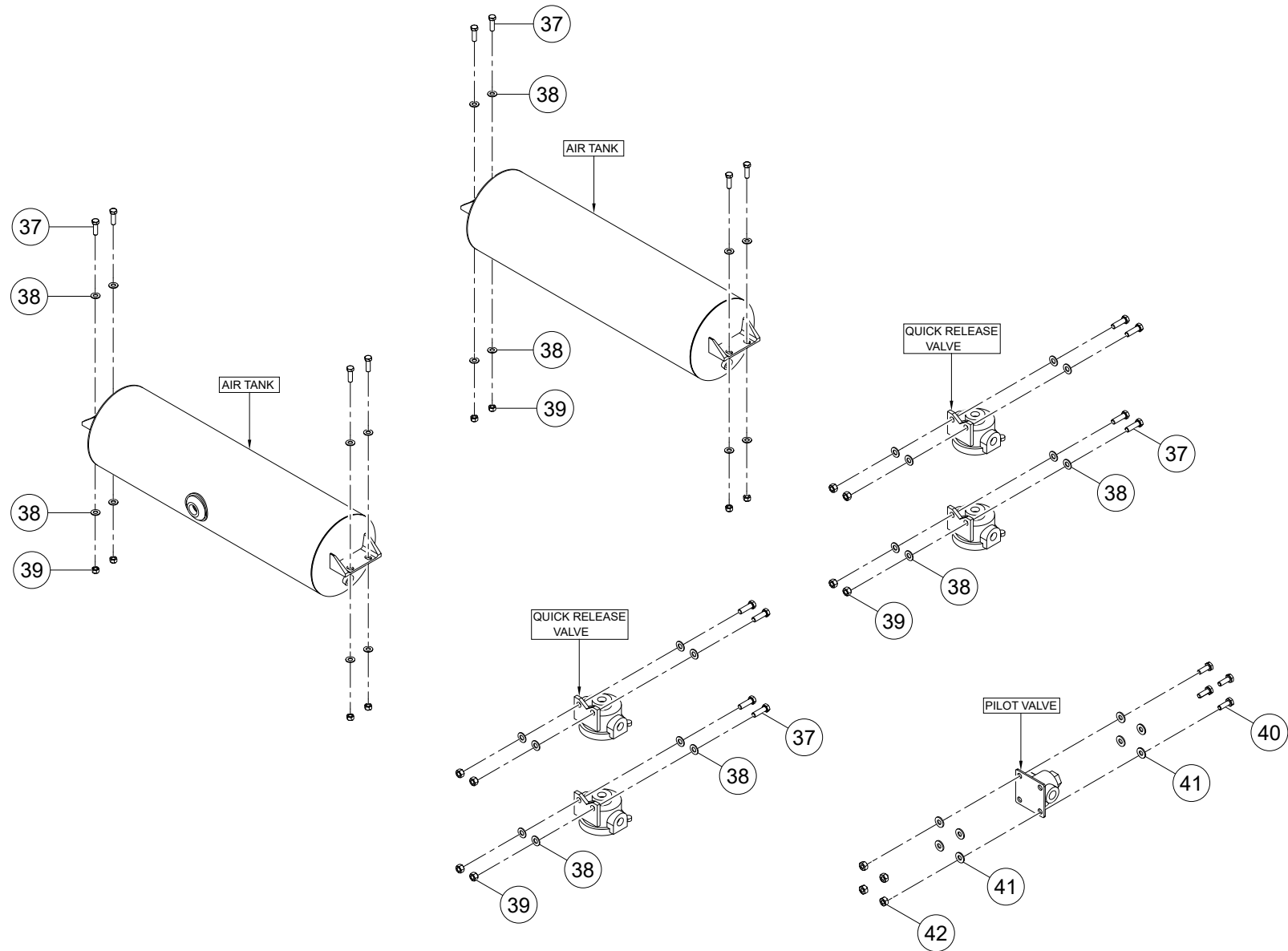
WHEN ORDERING PARTS, SPECIFY MODEL NUMBER, SERIAL NUMBER AND DESCRIPTION OF PARTS REQUIRED



WHEN ORDERING PARTS, SPECIFY MODEL NUMBER, SERIAL NUMBER AND DESCRIPTION OF PARTS REQUIRED

ITEM	PART NUMBER	DESCRIPTION	QUANTITY	NOTES
	<b>1038962</b>	<b>BOOM DOLLY PNEUMATIC INSTALLATION</b>		
5	1038995	ELBOW 90° SWIVEL PUSH TO CONNECT 3/8 "OD,3/8NPT	4	Total 14 in BOOM DOLLY PNEUMATIC INSTALLATION
19	1038964	SAE J844 NYLON TUBE 3/8", 1120 SERIES	3	TOTAL HOSE LENGTH 41ft
21	1038993	TEE, PUSH TO CONNECT, 1/4"OD	3	
23	1038996	ELBOW 90° SWIVEL PUSH TO CONNECT 1/4"OD,1/4" NPT	1	
24	1038963	SAE J844 NYLON TUBE 1/4", 1120 SERIES	7	TOTAL HOSE LENGTH 101ft
29	MP5-0317F	GLAD HAND - SERVICE W/FILTER	1	
30	MP5-0316F	GLAD HAND - EMERGENCY W/FILTER	1	
31	MP5-2870	BULKHEAD FITTING	2	
32	1039000	PIPE 3/8"	1	
33	1039001	FILTER AURORA	1	
34	1038951	POGO STICK	1	
35	1039050	BRANCH TEE PUSH TO CONNECT 3/8"OD,3/8NPT	1	
36	1039045	FITTING, 1/4 PUSH-TO-CONNECT TUBE TO 1/4 M-NPT	4	

WHEN ORDERING PARTS, SPECIFY MODEL NUMBER, SERIAL NUMBER AND DESCRIPTION OF PARTS REQUIRED



WHEN ORDERING PARTS, SPECIFY MODEL NUMBER, SERIAL NUMBER AND DESCRIPTION OF PARTS REQUIRED

ITEM	PART NUMBER	DESCRIPTION	QUANTITY	NOTES
	<b>1038962</b>	<b>BOOM DOLLY PNEUMATIC INSTALLATION</b>		
37	HHCS-C375A258Z1	HEX HEAD CAP SCREW, 3/8-16 X 1 1/4 LEN, GR8, ZN, FULL THREAD	16	
38	WSH2-X3750008Z0	SAE WASHER, 3/8, GR8, ZN	32	
39	NUT1-C3750008Z0	HEX NUT, 3/8-16, GR8, ZN	16	
40	HHCS-C2507508Z0	HEX HEAD CAP SCREW, 1/4-20 X 3/4 LEN, GR8, ZN	4	
41	WSH2-X2500008Z0	SAE WASHER, 1/4, GR8, ZN	8	
42	NUT1-C2500008Z0	HEX NUT, 1/4-20, GR8, ZN	4	

WHEN ORDERING PARTS, SPECIFY MODEL NUMBER, SERIAL NUMBER AND DESCRIPTION OF PARTS REQUIRED

**PAGE INTENTIONALLY LEFT BLANK**

**MANUALS**

# XO80-160 MANUAL PACKS OPTIONS



WHEN ORDERING PARTS, SPECIFY MODEL NUMBER, SERIAL NUMBER AND DESCRIPTION OF PARTS REQUIRED

## XO80-160 MANUAL PACKS OPTIONS

---

ITEM	PART NUMBER	DESCRIPTION	QUANTITY	NOTES
	<b>1008829</b>	<b>XO80-160 MANUAL PACKS OPTIONS</b>		
1	<b>1026088</b>	STINGER 80-160 MANUAL PACK, ENGLISH	1	SEE PAGE 546
2	<b>1026089</b>	STINGER 80-160 MANUAL PACK, SPANISH	1	SEE PAGE 546
3	<b>1026090</b>	STINGER 80-160 MANUAL PACK, FRENCH	1	SEE PAGE 546

WHEN ORDERING PARTS, SPECIFY MODEL NUMBER, SERIAL NUMBER AND DESCRIPTION OF PARTS REQUIRED

---

## 80-160 MANUAL PACKS, EN-SP-FR

---

ITEM	PART NUMBER	DESCRIPTION	QUANTITY	NOTES
	<b>1026088</b>	<b>STINGER 80-160 MANUAL PACK, ENGLISH</b>		
1	1026091	80-160 FLASHDRIVE- OPERATOR'S, PARTS, SHOP & SCHEMATICS, ENGLISH	1	
2	1026092	STINGER 80-160 PARTS MANUAL	1	
3	1026093	STINGER 80-160 OPERATOR'S MANUAL, ENGLISH	1	
	<b>1026089</b>	<b>STINGER 80-160 MANUAL PACK, SPANISH</b>		
1	1026094	80-160 FLASHDRIVE- OPERATOR'S, PARTS, SHOP & SCHEMATICS, SPANISH	1	
2	1026092	STINGER 80-160 PARTS MANUAL	1	
3	1026095	STINGER 80-160 OPERATOR'S MANUAL, SPANISH	1	
	<b>1026090</b>	<b>STINGER 80-160 MANUAL PACK, FRENCH</b>		
1	1026096	80-160 FLASHDRIVE- OPERATOR'S, PARTS, SHOP & SCHEMATICS, FRENCH	1	
2	1026092	STINGER 80-160 PARTS MANUAL	1	
3	1026097	STINGER 80-160 OPERATOR'S MANUAL, FRENCH	1	

WHEN ORDERING PARTS, SPECIFY MODEL NUMBER, SERIAL NUMBER AND DESCRIPTION OF PARTS REQUIRED

---





[www.loadkingmfg.com](http://www.loadkingmfg.com)

# 80-160 PARTS MANUAL

Load King  
7701 Independence Ave,  
Kansas City, MO 64125  
Parts: (816) 241- 8387  
Service: (833) 281-7911  
[info@loadkingmfg.com](mailto:info@loadkingmfg.com)