



## **LK STINGER 10000**

10,000 lbs. Lifting Capacity  
Hydraulic Service Crane

# **STINGER 10000**



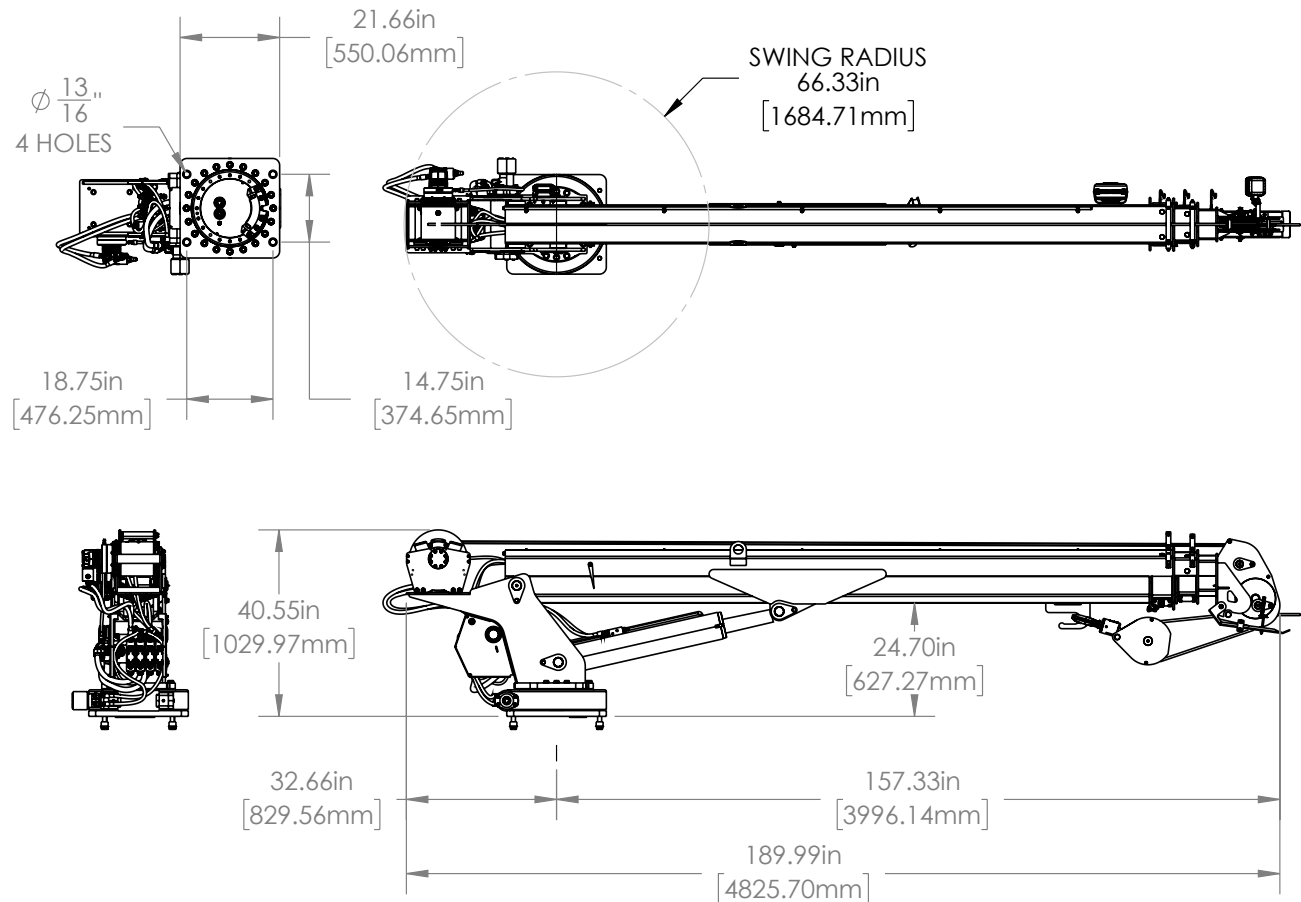
### **Features: LK STINGER 10000**

- 10,000 lbs. @ 2 ft.
- 72,500 ft-lbs (10.02 ton-m) Crane Rating
- 30 ft. max boom length
- Hydraulic overload protection
- Boom tip light
- Quick release hook stow
- Hexagonal boom design
- Operator's control panel

# DIMENSIONS

## STINGER 10000

### Example Layout Drawing



### Common Specifications

Minimum Gross Vehicle Weight Rating	26,000 lbs.
Load line	.7/16" IWRC x 120 ft. (9.53 mm x 39.4 m)
Storage height	40 9/16" (1.03 m)
Storage length	15' 10" (4.82 m)
Mounting plate	1 1/4" thick (31.8 mm)
Bolt pattern	18.75" x 14.75" (476 mm x 375 mm)
Base plate dimensions	21.67" x 21.67" x 1.25"
RBM per Frame Rail	1,200,000 lb.-in.
Pump	15 qpm @ 3,000 psi
Paint	White powder coat

# RANGE DIAGRAM

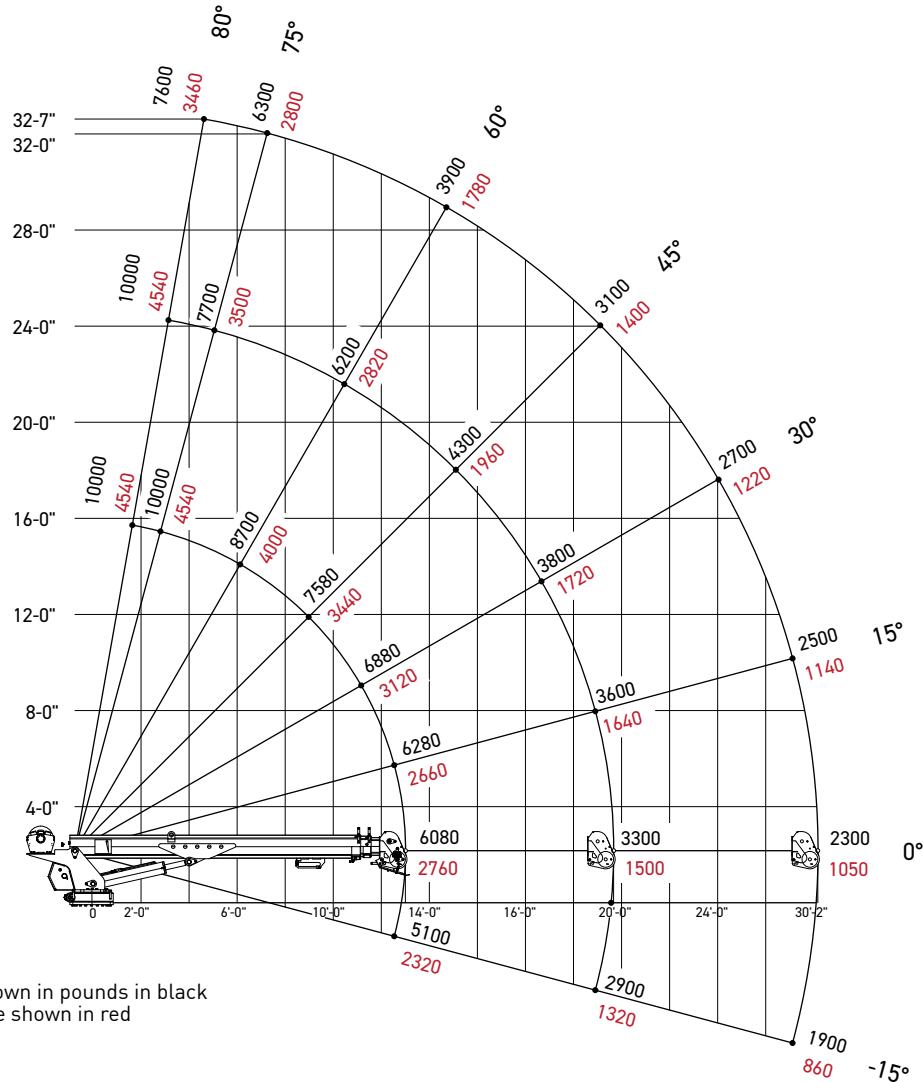
Stabilizers Fully Extended

STINGER 10000



10030

ANSI B30.5



Loads are shown in pounds in black  
Kilograms are shown in red

Horizontal reach . . . . .	30' 0"
Hydraulic extend . . . . .	204"
Crane weight . . . . .	2,750 lbs.
Center of gravity . . . . .	39'6"
Max capacity at max reach . . . . .	2,300 lbs.

## Notes to lifting capacity






Lifting capacities do not exceed 85% of tipping load. Weight of hook blocks and slings are part of the load, and are to be deducted from the capacity ratings. Consult operation manual for further details.

Note: Data published herein is intended as a guide only and shall not be construed to warrant applicability for lifting purposes. Crane operation is subject to the computer charts and operation manual both supplied with the crane.






# TECHNICAL DESCRIPTION

# STINGER 10000


## Boom and Rotation

	Three section hexagonal boom sections Boom elevation angle range (min/max) Boom tip light	-15° / 80 2,520 Lumens
	Boom length	30 ft.
	380 degree non-continuous rotation with mechanical stop	
	Rotation Patented hydraulic motor driven hourglass worm gear swing drive	
	Quick hook stow	

## Operator Controls and Operator Aid

	Winch line pull (1st layer)	5,000 lbs.
	Winch line speed (3rd layer)	110 ft./min
	Rope	120 ft. of 7/16" IWRC
	Single proportional radio remote control with radio elimination cable	
	Hydraulic overload protection system	

Understructure



Hydraulic out and down rear stabilizers

12' 5"

Optional Features

- Single part ball
- Front stabilizers for 360° stability
- Hydraulic reservoir
- Mechanic's body
- Boom support
- Paint color (white standard)
- Additional boom tip light (single light standard)
- Stabilizer pads

# FEATURES & BENEFITS

## STINGER 10000

### Transmitter Controls



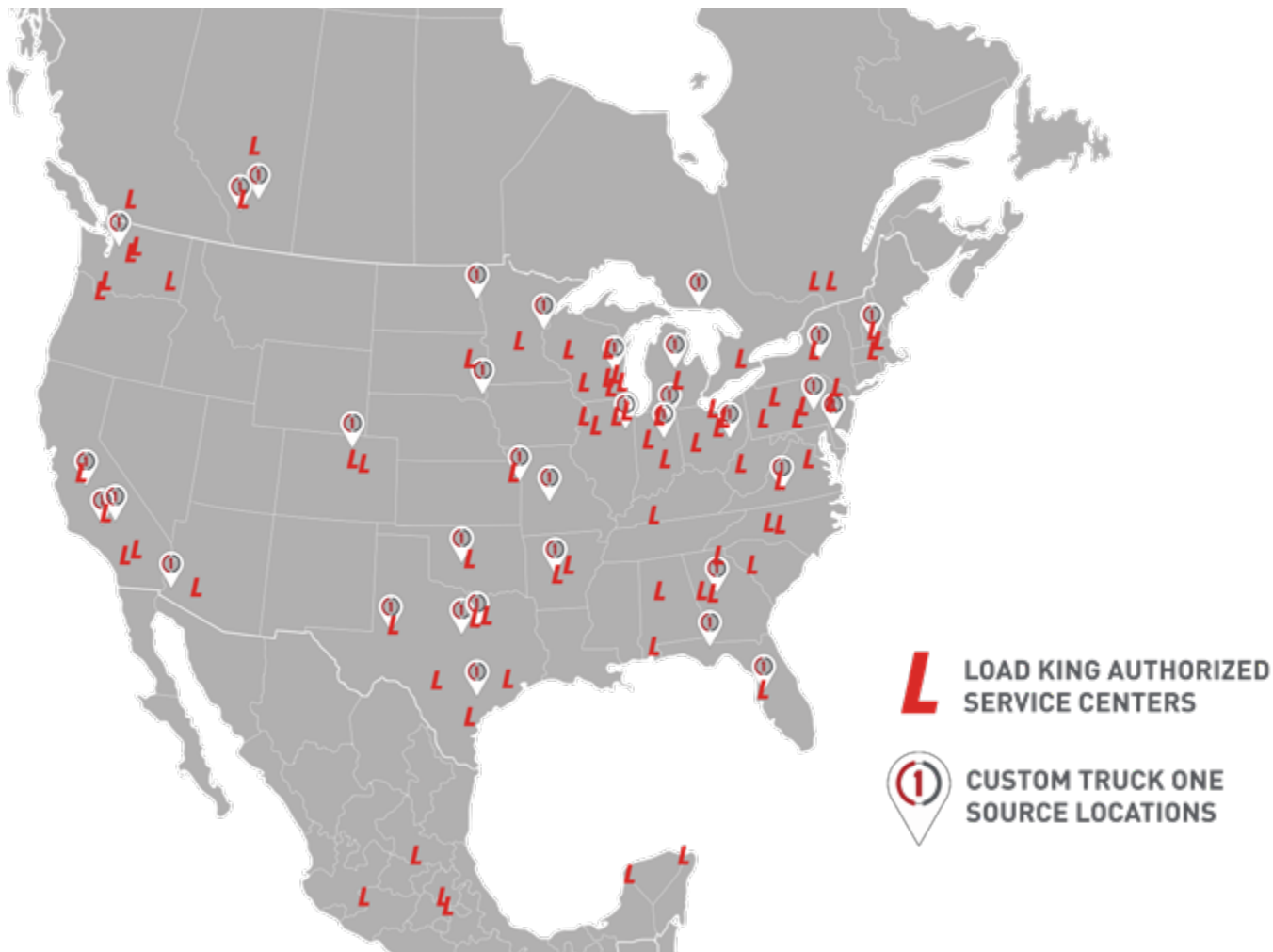
FEATURE	BENEFIT
Hydraulic Extension: 22 ft., 26 ft., or 30 ft.	Full Proportional Hydraulic Control
Hexagonal Boom Sections	Self centering booms with less deflection and increased strength
Boom Articulation from -15° to +80°	Large boom angle range
Stabilizer System Design	SS vertical cylinder jack; CS out and down cylinder with adjustable mounting height.
Hook Block A2B Interlock Control	Easy stow and stops winch function to protect wire rope
Hydraulic Planetary Winch	Quick line speed and high duty cycle
Standard Boom Tip Light	Gravity controlled with view of load line and work area
380° Hydraulic Rotation System	Durable, robust, sealed rotation bearing system
Wireless Proportional Remote Control	Allows crane to work without digital signal when necessary
Powder Coated Corrosion Prevention Finish	Durable, primer and top coat finish for corrosion prevention
Compliant with ANSI B30.5	Meets and exceeds industry standards
Manufactured in Kansas City, MO	Made in the USA
Warranty	5 Year Structural / 2 Year All Components



## Features & Benefits

- The CL-451 is a solid-state powerful 32-bit processor CAN based module
- Measured hour reading on multiple components
- CANLink® Conductor™ software for diagnostics and field troubleshooting.
- 16 input/output control circuits available for additional options
  - Electric over hydraulic outriggers
  - Additional service lights
- Significant reduction in wiring harness

# LOCATIONS



24/7 CALL CENTER  
833-281-7911

PARTS QUESTIONS  
833-PARTSLK (833-727-8755)  
PARTSSUPPORT@LOADKINGMFG.COM

PARTS ORDERS  
STORE.LOADKINGMFG.COM

WARRANTY  
CRANEWARRANTY@LOADKINGMFG.COM

All our new cranes are backed by an industry-leading 2-year basic and 3-year structural warranty

[www.loadkingmfg.com](http://www.loadkingmfg.com)

